

**MARCH'S ADVANCED
ORGANIC CHEMISTRY**



THE WILEY BICENTENNIAL—KNOWLEDGE FOR GENERATIONS

Each generation has its unique needs and aspirations. When Charles Wiley first opened his small printing shop in lower Manhattan in 1807, it was a generation of boundless potential searching for an identity. And we were there, helping to define a new American literary tradition. Over half a century later, in the midst of the Second Industrial Revolution, it was a generation focused on building the future. Once again, we were there, supplying the critical scientific, technical, and engineering knowledge that helped frame the world. Throughout the 20th Century, and into the new millennium, nations began to reach out beyond their own borders and a new international community was born. Wiley was there, expanding its operations around the world to enable a global exchange of ideas, opinions, and know-how.

For 200 years, Wiley has been an integral part of each generation's journey, enabling the flow of information and understanding necessary to meet their needs and fulfill their aspirations. Today, bold new technologies are changing the way we live and learn. Wiley will be there, providing you the must-have knowledge you need to imagine new worlds, new possibilities, and new opportunities.

Generations come and go, but you can always count on Wiley to provide you the knowledge you need, when and where you need it!

WILLIAM J. PESCE
PRESIDENT AND CHIEF EXECUTIVE OFFICER

PETER BOOTH WILEY
CHAIRMAN OF THE BOARD

MARCH'S ADVANCED ORGANIC CHEMISTRY

REACTIONS, MECHANISMS,
AND STRUCTURE

SIXTH EDITION

Michael B. Smith

Professor of Chemistry

Jerry March

Professor of Chemistry



WILEY-INTERSCIENCE
A JOHN WILEY & SONS, INC., PUBLICATION

Copyright © 2007 by John Wiley & Sons, Inc. All rights reserved

Published by John Wiley & Sons, Inc., Hoboken, New Jersey
Published simultaneously in Canada

No part of this publication may be reproduced, stored in a retrieval system, or transmitted in any form or by any means, electronic, mechanical, photocopying, recording, scanning, or otherwise, except as permitted under Section 107 or 108 of the 1976 United States Copyright Act, without either the prior written permission of the Publisher, or authorization through payment of the appropriate per-copy fee to the Copyright Clearance Center, Inc., 222 Rosewood Drive, Danvers, MA 01923, (978) 750-8400, fax (978) 750-4470, or on the web at www.copyright.com. Requests to the Publisher for permission should be addressed to the Permissions Department, John Wiley & Sons, Inc., 111 River Street, Hoboken, NJ 07030, (201) 748-6011, fax (201) 748-6008, or online at <http://www.wiley.com/go/permission>.

Limit of Liability/Disclaimer of Warranty: While the publisher and author have used their best efforts in preparing this book, they make no representations or warranties with respect to the accuracy or completeness of the contents of this book and specifically disclaim any implied warranties of merchantability or fitness for a particular purpose. No warranty may be created or extended by sales representatives or written sales materials. The advice and strategies contained herein may not be suitable for your situation. You should consult with a professional where appropriate. Neither the publisher nor author shall be liable for any loss of profit or any other commercial damages, including but not limited to special, incidental, consequential, or other damages.

For general information on our other products and services or for technical support, please contact our Customer Care Department within the United States at (800) 762-2974, outside the United States at (317) 572-3993 or fax (317) 572-4002.

Wiley also publishes its books in a variety of electronic formats. Some content that appears in print may not be available in electronic formats. For more information about Wiley products, visit our web site at www.wiley.com.

Library of Congress Cataloging-in-Publication Data is available.

Smith, Michael B., March, Jerry
March's Advanced Organic Chemistry: Reactions, Mechanisms,
and Structure, Sixth Edition

ISBN 13: 978-0-471-72091-1
ISBN 10: 0-471-72091-7

Printed in the United States of America

10 9 8 7 6 5 4 3 2 1

CONTENTS

PREFACE	v
BIOGRAPHICAL NOTE	xv
ABBREVIATIONS	xvii
PART 1	1
1. Localized Chemical Bonding	3
2. Delocalized Chemical Bonding	32
3. Bonding Weaker than Covalent	106
4. Stereochemistry	136
5. Carbocations, Carbanions, Free Radicals, Carbenes, and Nitrenes	234
6. Mechanisms and Methods of Determining Them	296
7. Irradiation Processes in Organic Chemistry	328
8. Acids and Bases	356
9. Effects of Structure and Medium on Reactivity	395
PART 2	417
10. Aliphatic Substitution: Nucleophilic and Organometallic	425
11. Aromatic Substitution, Electrophilic	657
12. Aliphatic, Alkenyl, and Alkynyl Substitution, Electrophilic and Organometallic	752
13. Aromatic Substitution, Nucleophilic and Organometallic	853
14. Substitution Reactions: Free Radicals	934
15. Addition to Carbon–Carbon Multiple Bonds	999
	xiii

16. Addition to Carbon–Hetero Multiple Bonds	1251
17. Eliminations	1477
18. Rearrangements	1559
19. Oxidations and Reductions	1703
Appendix A The Literature of Organic Chemistry	1870
Appendix B Classification of Reactions by Type of Compounds Synthesized	1911
Indexes	
Author Index	1937
Subject Index	2190

PREFACE

Organic chemistry is a vibrant and growing scientific discipline that touches a vast number of scientific areas. This sixth edition of “March’s Advanced Organic Chemistry” has been thoroughly updated to reflect new areas of Organic chemistry, as well as new advances in well-known areas of Organic chemistry. Every topic retained from the fifth edition has been brought up to date. Changes include the addition of a few new sections, significant revision to sections that have seen explosive growth in that area of research, moving sections around within the book to better reflect logical and reasonable chemical classifications, and a significant rewrite of much of the book. More than 7000 new references have been added. As with the fifth edition, when older references were deleted and in cases where a series of papers by the same principal author were cited, all but the most recent were deleted. The older citations should be found within the more recent one or ones. The fundamental structure of the sixth edition is essentially the same as that of all previous ones, although acyl substitution reactions have been moved from chapter 10 to chapter 16, and many oxidation or reduction reactions have been consolidated into chapter 19.

Like the first five editions, the sixth is intended to be a textbook for a course in advanced organic chemistry taken by students who have had the standard undergraduate organic and physical chemistry courses.

The goal, as in previous editions is to give equal weight to the three fundamental aspects of the study of organic chemistry: reactions, mechanisms, and structure. A student who has completed a course based on this book should be able to approach the literature directly, with a sound knowledge of modern basic organic chemistry. Major special areas of organic chemistry: terpenes, carbohydrates, proteins, many organometallic reagents, combinatorial chemistry, polymerization and electrochemical reactions, steroids, etc. have been treated lightly or ignored completely. I share the late Professor March’s opinion that these topics are best approached after the first year of graduate study, when the fundamentals have been mastered, either in advanced courses, or directly, by consulting the many excellent books and review articles available on these subjects. In addition, many of these topics are so vast, they are beyond the scope of this book.

The organization is based on reaction types, so the student can be shown that despite the large number of organic reactions, a relatively few principles suffice to explain nearly all of them. Accordingly, the reactions-mechanisms section of this book (Part 2) is divided into 10 chapters (10–19), each concerned with a different type of reaction. In the first part of each chapter the appropriate basic

mechanisms are discussed along with considerations of reactivity and orientation, while the second part consists of numbered sections devoted to individual reactions, where the scope and the mechanism of each reaction are discussed. Numbered sections are used for the reactions. Since the methods for the preparation of individual classes of compounds (e.g., ketones, nitriles, etc.) are not treated all in one place, an index has been provided (Appendix B) by use of which all methods for the preparation of a given type of compound will be found. For each reaction, a list of *Organic Syntheses* references is given where they have been reported. Thus for many reactions the student can consult actual examples in *Organic Syntheses*. It is important to note that the numbers for each reaction *differ* from one edition to the other, and many of the sections in the fifth edition do not correlate with the fourth. A correlation table is included at the end of this Preface that directly correlates the sections found in the 5th edition with the new ones in the 6th edition.

The structure of organic compounds is discussed in the first five chapters of Part 1. This section provides a necessary background for understanding mechanisms and is also important in its own right. The discussion begins with chemical bonding and ends with a chapter on stereochemistry. There follow two chapters on reaction mechanisms in general, one for ordinary reactions and the other for photochemical reactions. Part 1 concludes with two more chapters that give further background to the study of mechanisms.

In addition to reactions, mechanisms, and structure, the student should have some familiarity with the literature of organic chemistry. A chapter devoted to this topic has been placed in Appendix A, though many teachers may wish to cover this material at the beginning of the course.

The IUPAC names for organic transformations are included, first introduced in the third edition. Since then the rules have been broadened to cover additional cases; hence more such names are given in this edition. Furthermore, IUPAC has now published a new system for designating reaction mechanisms (see p. 420), and some of the simpler designations are included.

In treating a subject as broad as the basic structures, reactions, and mechanisms of organic chemistry, it is obviously not possible to cover each topic in great depth. Nor would this be desirable even if possible. Nevertheless, students will often wish to pursue individual topics further. An effort has therefore been made to guide the reader to pertinent review articles and books published since about 1965. In this respect, this book is intended to be a guide to the secondary literature (since about 1965) of the areas it covers. Furthermore, in a graduate course, students should be encouraged to consult primary sources. To this end, more than 20,000 references to original papers have been included.

Although basically designed for a one-year course on the graduate level, this book can also be used in advanced undergraduate courses, but a one-year course in organic chemistry prior to this is essential, and a one year course in physical chemistry is strongly recommended. It can also be adapted, by the omission of a large part of its contents, to a one-semester course. Indeed, even for a one-year course, more is included than can be conveniently covered. Many individual sections can be easily omitted without disturbing continuity.

The reader will observe that this text contains much material that is included in first-year organic and physical chemistry courses, though in most cases it goes more deeply into each subject and, of course, provides references, which first-year texts do not. It has been my experience that students who have completed the first-year courses often have a hazy recollection of the material and greatly profit from a representation of the material if it is organized in a different way. It is hoped that the organization of the material on reactions and mechanisms will greatly aid the memory and the understanding. In any given course the teacher may want to omit some chapters because students already have an adequate knowledge of the material, or because there are other graduate courses that cover the areas more thoroughly. Chapters 1, 4, and 7 especially may fall into one of these categories.

This book is probably most valuable as a reasonably up-to-date reference work. Students preparing for qualifying examinations and practicing organic chemists will find that Part 2 contains a survey of what is known about the mechanism and scope of a large number of reactions, arranged in an orderly manner based on reaction type and on which bonds are broken and formed. Also valuable for reference purposes are the previously mentioned lists of reactions classified by type of compound prepared (Appendix B) and of all of the *Organic Syntheses* references to each reaction.

Anyone who writes a book such as this is faced with the question of which units to use, in cases where international rules mandate one system, but published papers use another. Two instances are the units used for energies and for bond distances. For energies, IUPAC mandates joules, and many journals do use this unit exclusively. However, organic chemists who publish in United States journals overwhelmingly use calories and this situation shows no signs of changing in the near future. Since previous editions of this book have been used extensively both in this country and abroad, I have now adopted the practice of giving virtually all energy values in both calories and joules. The question of units for bond distances is easier to answer. Although IUPAC does not recommend Ångstrom units, nearly all bond distances published in the literature anywhere in the world, whether in organic or in crystallographic journals, are in these units, though a few papers do use picometers. Therefore, I continue to use only Ångstrom units.

I would like to acknowledge the contributions of those chemists cited and thanked by Professor March in the first four editions. I especially thank George Majetich, Warren Hehre, and Amos B. Smith III for generous contributions to specialized sections in the book as well as reviewing those sections. I also thank the many people who have contributed comments or have pointed out errors in the 5th edition that were invaluable to putting together the 6th edition. I thank Cambridge-Soft Inc. for providing *ChemOffice*, with *ChemDraw*, which was used to prepare all reactions and several structures in this book. I thank Dr. Warren Hehre and Wavefunction, Inc. for providing MacSpartan, allowing the incorporation of Spartan 3D models for selected molecules and intermediates.

Special thanks are due to the Interscience division of John Wiley & Sons and to Dr. Darla Henderson without whose support the book would not have been completed. Special thanks are also given to Shirley Thomas and Rebekah Amos at

Wiley for their fine work as editors in turning the manuscript into the finished book. I also thank Ms. Jeannette Stiefel, for an excellent job of copy editing the manuscript. I gratefully acknowledge the work of the late Professor Jerry March, upon whose work this new edition is built, and who is responsible for the concept of this book and for carrying it through four very successful editions.

I encourage those who read and use the sixth edition to contact me directly with comments, errors, and with publications that might be appropriate for future editions. I hope that this new edition will carry on the tradition that Professor March began with the first edition.

My Email address is

michael.smith@uconn.edu

and my homepage is

<http://orgchem.chem.uconn.edu/home/mbs-home.html>

Finally, I want to thank my wife Sarah for her patience and understanding during the preparation of this manuscript. I also thank my son Steven for his support. Without their support, this work would not have been possible.

MICHAEL B. SMITH

June, 2006

5th edition → 6th edition

10-1 → 10-1	10-18 → 10-14	10-35 → 16-68
10-2 → 10-2	10-19 → 10-15	10-36 → 10-24
10-3 → 10-3	10-20 → 10-16	10-37 → 10-25
10-4 → 10-4	10-21 → 16-61	10-38 → 10-26
10-5 → 10-5	10-22 → 16-62	10-39 → 16-69
10-6 → 10-6	10-23 → 16-63	10-40 → 10-27
10-7 → 10-7	10-24 → 16-64	10-41 → 10-28
10-8 → 16-57	10-25 → 16-65	10-42 → 10-29
10-9 → 16-58	10-26 → 10-17	10-43 → 10-30
10-10 → 16-59	10-27 → 10-18	10-44 → 10-31
10-11 → 16-60	10-28 → 10-19	10-46 → 10-32
10-12 → 10-8	10-29 → 16-66	10-47 → 10-33
10-13 → 10-9	10-30 → 16-67	10-48 → 16-70
10-14 → 10-10	10-31 → 10-20	10-49 → 10-34
10-15 → 10-11	10-32 → 10-21	10-50 → 10-35
10-16 → 10-12	10-33 → 10-22	10-51 → 10-37
10-17 → 10-13	10-34 → 10-23	10-52 → 10-38

10-53 → 10-39	10-100 → 10-60	11-19 → 11-19
10-54 → 10-40	10-101 → 10-64	11-20 → 11-20
10-55 → 16-72	10-102 → 10-65	11-21 → 11-21
10-56 → 16-73	10-103 → 10-66	11-22 → 11-12
10-57 → 16-74	10-104 → 10-67	11-23 → 11-13
10-58 → 16-75	10-105 → 10-68	11-24 → 11-14
10-59 → 16-76	10-106 → 10-70	11-25 → 11-22
10-60 → 16-77	10-107 → 10-71	11-26 → 11-23
10-61 → 10-41	10-108 → 10-72	11-27 → 11-24
10-62 → 10-42	10-109 → 10-73	11-28 → 11-25
10-63 → 10-36	10-110 → 10-74	11-29 → 11-26
10-64 → 10-42	10-111 → 10-75	11-30 → 11-27
10-65 → 10-43	10-112 → 10-76	11-31 → 11-28
10-66 → 10-44	10-113 → 10-77	11-32 → 11-29
10-67 → 10-45	10-114 → 16-81	11-33 → 11-30
10-68 → 10-46	10-115 → 16-82	11-34 → 11-31
10-69 → 10-47	10-116 → 16-83	11-35 → 11-32
10-70 → 10-48	10-117 → 16-84	11-36 → 11-33
10-71 → 10-49	10-118 → 16-85	11-37 → 11-34
10-72 → 10-50	10-119 → 16-86	11-38 → 11-35
10-73 → 10-51	10-120 → 16-87	11-39 → 11-36
10-74 → 10-52	10-121 → 16-88	11-40 → 11-37
10-75 → 10-53	10-122 → 16-89	11-41 → 11-38
10-76 → 10-54	10-123 → 16-90	11-42 → 11-39
10-77 → 16-79	10-124 → 16-100	11-43 → 11-40
10-78 → 16-80	10-125 → 16-101	11-44 → 11-41
10-79 → 19-53	10-126 → 16-102	
10-80 → 19-57	10-127 → 16-103	12-1 → 12-1
10-81 → 19-54	10-128 → 16-104	12-2 → 12-2
10-82 → 19-58	10-129 → 16-105	12-3 → 12-3
10-83 → 19-66		12-4 → 12-4
10-84 → 19-56	11-1 → 11-1	12-5 → 12-5
10-85 → 19-35	11-2 → 11-2	12-6 → 12-6
10-86 → 19-59	11-3 → 11-3	12-7 → 12-7
10-87 → 19-67	11-4 → 11-4	12-8 → 12-8
10-88 → 19-70	11-5 → 11-5	12-9 → 12-10
10-89 → 19-39	11-6 → 11-6	12-10 → 12-11
10-90 → 19-40	11-7 → 11-7	12-11 → 12-12
10-91 → 19-41	11-8 → 11-8	12-12 → 12-13
10-92 → 10-55	11-9	12-13 → 12-14
10-93 → 10-56	11-10 → 11-9	12-14 → 12-16
10-94 → 10-57	11-11 → 11-10	12-15 → 12-18
10-95 → 10-58	11-12 → 11-11	12-16 → 12-19
10-96 → 10-59	11-13 → 11-15	12-17 → 12-20
10-98 → 10-61	11-14 → 11-17	12-18 → 10-69
10-99 → 10-63	11-15 → 11-18	12-19 → 12-21

12-20 → 12-22	13-13 → 13-15	14-33 → 14-25
12-21 → 12-23	13-14 → 13-11	14-34 → 14-27
12-22 → 12-17	13-15 → 13-17	14-35 → 14-28
12-23 → 12-24	13-16 → 13-18	14-36 → 14-29
12-24 → 12-25	13-17 → 13-20	14-37 → 14-30
12-25 → 12-26	13-18 → 13-21	14-38 → 14-31
12-26 → 12-27	13-19 → 13-22	14-39 → 14-32
12-27 → 12-30	13-20 → 13-23	
12-28 → 12-31	13-21 → 13-30	15-1 → 15-1
12-29 → 12-32	13-22 → 13-31	15-2 → 15-2
12-30 → 12-33	13-23 → 13-32	15-3 → 15-3
12-31 → 12-34	13-24 → 13-33	15-4 → 15-4
12-32 → 12-35		15-5 → 15-5
12-33 → 12-36	14-1 → 14-1	15-6 → 15-6
12-34 → 12-37	14-2 → 14-3	15-7 → 15-7
12-36 → 12-38	14-3 → 14-4	15-8 → 15-8
12-37 → 12-39	14-4 → 19-14	15-9 → 15-9
12-38 → 12-40	14-5 → 14-5	15-10 → 15-10
12-39 → 12-41	14-6 → 19-23	15-11 → 15-11
12-40 → 12-42	14-7 → 14-6	15-12 → 15-12
12-41 → 12-43	14-8 → 14-7	15-13 → 15-14
12-42 → 12-44	14-9 → 14-8	15-14 → 15-13
12-43 → 12-45	14-10 → 14-9	15-15 → 15-15
12-44 → 12-46	14-11 → 14-10	15-16 → 15-16
12-45 → 12-47	14-12 → 12-9	15-17 → 15-17
12-46 → 12-48	14-13 → 14-11	15-18 → 15-18
12-47 → 13-19	14-14 → 14-12	15-19 → 15-20
12-48 → 12-49	14-15 → 14-14	15-20 → 15-23
12-49 → 12-50	14-16 → 14-16	15-21 → 15-24
12-50 → 13-24	14-17 → 13-27	15-22 → 15-21
12-51 → 12-51	14-18 → 13-26	15-23 → 15-22
12-52 → 12-52	14-19 → 13-10	15-24 → 15-25
12-53 → 12-53	14-20 → 12-15	15-25 → 15-27
	14-21 → 14-17	15-26 → 15-28
13-1 → 13-1	14-22 → 14-18	15-27 → 15-32
13-2 → 13-2	14-23 → 14-19	15-28 → 15-33
13-3 → 13-3	14-24 → 19-69	15-29 → 15-36
13-4 → 13-4	14-25 → 14-20	15-30 → 15-35
13-5 → 13-5	14-26 → 14-21	15-31 → 15-37
13-6 → 13-6	14-27 → 14-22	15-32 → 15-34
13-7 → 13-7	14-28 → 13-28	15-33 → 15-38
13-8 → 19-55	14-29 → 13-25	15-34 → 15-19
13-10 → 13-8	14-30 → 14-23	15-35 → 15-29
13-11 → 13-9	14-31 → 14-24	15-36 → 15-30
13-12 → 13-14	14-32 → 14-26	15-37 → 15-39

15-38 → 15-41	16-18 → 16-22	16-62 → 16-48
15-39 → 15-40	16-19 → 16-14	16-63 → 16-95
15-40 → 15-42	16-20 → 16-15	16-64 → 16-96
15-41 → 15-43	16-21 → 16-16	16-65 → 16-97
15-42 → 15-44	16-22 → 16-23	16-66 → 16-98
15-43 → 15-45	16-23 → 19-36	16-67 → 16-99
15-44 → 15-46	16-24 → 19-42	
15-45 → 15-47	16-25 → 19-43	17-1 → 17-1
15-46 → 15-48	16-26 → 19-44	17-2 → 17-2
15-47 → 15-49	16-27 → 16-24	17-3 → 17-4
15-48 → 15-50	16-28 → 16-25	17-4 → 17-5
15-49 → 15-62	16-29 → 16-26	17-5 → 17-6
15-50 → 15-51	16-30 → 16-27	17-6 → 17-7
15-51 → 15-52	16-31 → 16-28	17-7 → 17-8
15-52 → 15-53	16-32 → 16-29	17-8 → 17-9
15-53 → 15-54	16-33 deleted - combined	17-9 → 17-10
15-54 → 15-55	with 10-115	17-10 → 17-11
15-55 → 15-56	16-34 → 16-30	17-11 → 17-12
15-56 → 15-57	16-35 → 16-31	17-12 → 17-13
15-57 → 15-58	16-36 → 16-32	17-13 → 17-14
15-58 → 15-60	16-37 → 16-33	17-14 → 17-15
15-59 → 15-61	16-38 → 16-34	17-15 → 17-16
15-60 → 15-59	16-39 → 16-35	17-16 → 17-17
15-61 → 15-63	16-40 → 16-36	17-17 → 17-18
15-62 → 15-64	16-41 → 16-38	17-18 → 17-19
15-63 → 15-65	16-42 → 16-41	17-19 → 17-3
15-64 → 15-66	16-43 → 16-42	17-20 → 17-20
	16-44 → 16-39	17-21 → 17-21
16-1 → 16-1	16-45 → 16-40	17-22 → 17-22
16-2 → 16-2	16-46 → 16-43	17-23 → 17-23
16-3 → 16-3	16-47 → 16-44	17-24 → 17-24
16-4 → 16-4	16-48 → 16-45	17-25 → 17-25
16-5 → 16-5	16-49 → 16-50	17-26 deleted
16-6 → 16-7	16-50 → 16-51	combined with 17-25
16-7 → 16-8	16-51 → 16-52	17-27 → 17-26
16-8 → 16-9	16-52 → 16-53	17-28 → 17-27
16-9 → 16-10	16-53 → 16-54	17-29 → 17-28
16-10 → 16-11	16-54 → 16-55	17-30 → 17-29
16-11 → 16-12	16-55 → 16-56	17-31 deleted
16-12 → 16-13	16-56 → 16-91	combined with 17-30
16-13 → 16-18	16-57 → 16-6	17-32 → 17-30
16-14 → 16-17	16-58 → 16-92	17-33 → 17-31
16-15 → 16-19	16-59 → 16-93	17-34 → 17-32
16-16 → 16-20	16-60 → 16-94	17-35 → 17-33
16-17 → 16-21	16-61 → 16-46	17-36 → 17-34

17-37 → 17-35	18-34 → 18-34	19-27 → 19-29
17-38 → 17-36	18-35 → 18-35	19-28 → 19-31
17-39 → 17-37	18-36 → 18-36	19-29 → 19-24
17-40 → 17-38	18-37 → 18-37	19-30 → 19-32
	18-38 → 18-38	19-31 → 19-33
18-1 → 18-1	18-39 → 18-39	19-32 → 19-34
18-2 → 18-2	18-40 → 18-40	19-33 → 19-61
18-3 → 18-3	18-42 → 18-42	19-34 → 19-37
18-4 → 18-4	18-43 → 18-43	19-35 → 19-64
18-5 → 18-5	18-44 → 18-44	19-36 → 19-62
18-6 → 18-6		19-37 → 19-63
18-7 → 18-7	19-1 → 19-1	19-38 → 19-38
18-8 → 18-8	19-2 → 19-2	19-39 → 19-65
18-9 → 18-9	19-3 → 19-3	19-40 deleted
18-10 → 18-10	19-4 → 19-4	incorporated into 10-85
18-11 → 18-11	19-5 → 19-5	19-41 → 19-45
18-12 → 18-12	19-6 → 19-6	19-42 → 19-46
18-13 → 18-13	19-7 → 19-7	19-43 → 19-47
18-14 → 18-14	19-8 → 19-8	19-44 → 19-48
18-15 → 18-15	19-9 → 19-9	19-45 → 19-50
18-16 → 18-16	19-10 → 19-10	19-46 → 19-51
18-17 → 18-17	19-11 → 19-11	19-47 → 19-71
18-18 → 18-18	19-12 → 19-12	19-48 → 19-68
18-19 → 18-19	19-13 → 19-13	19-49 → 19-72
18-20 → 18-20	19-14 → 19-17	19-50 → 19-60
18-21 → 18-21	19-15 → 19-15	19-51 → 19-49
18-22 → 18-22	19-16 → 19-18	19-52 → 19-73
18-23 → 18-23	19-17 deleted	19-53 → 19-74
18-24 → 18-24	incorporated in 19-14	19-54 → 19-75
18-25 → 18-25	19-18 → 19-19	19-55 → 19-76
18-26 → 18-26	19-19 → 19-20	19-56 → 19-77
18-27 → 18-27	19-20 → 19-21	19-57 → 19-78
18-28 → 18-28	19-21 → 19-22	19-58 → 19-79
18-29 → 18-29	19-22 → 19-25	19-59 → 19-80
18-30 → 18-30	19-23 → 19-27	19-60 → 19-81
18-31 → 18-31	19-24 → 19-28	19-61 → 19-82
18-32 → 18-32	19-25 → 19-30	19-62 → 19-83
18-33 → 18-33	19-26 → 19-26	19-63 → 19-84

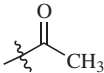

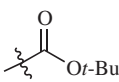
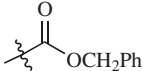
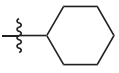
BIOGRAPHICAL NOTE

Professor Michael B. Smith was born in Detroit, Michigan in 1946 and lived there until 1957. In 1957, he and his family moved to Madison Heights, Virginia, where he attended high school and then Ferrum Jr. College, where he graduated with an A.A in 1966. Professor Smith then transferred to Virginia Polytechnic Institute (Virginia Tech), and graduated with a B.S in chemistry in 1969. After working as an analytical chemist at the Newport News Shipbuilding and Dry Dock Co. (Tenneco) in Newport News, Virginia for three years, he began graduate studies at Purdue University under the mentorship of Professor Joseph Wolinsky. Professor Smith graduated with a Ph.D. in Organic chemistry in 1977. He then spent one year as a faculty research associate at the Arizona State University, in the Cancer Research Institute directed by Professor George R. Pettit. Professor Smith spent a second year doing postdoctoral work at the Massachusetts Institute of Technology under the mentorship of Professor Sidney Hecht. In 1979 Professor Smith began his independent academic career, where he now holds the rank of full professor.

Professor Smith is the author of approximately 70 independent research articles, and is the author of 14 published books. The books include the 5th edition of March's Advanced Organic Chemistry (Wiley), volumes 6–11 of the Compendium of Organic Synthetic Methods (Wiley), Organic Chemistry a Two Semester Course (HarperCollins) into its 2nd edition, and Organic Synthesis (McGraw-Hill) through its 2nd edition. The 3rd edition of the Organic Synthesis book is due out in 2007, published by Wavefunction, Inc.

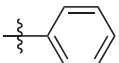
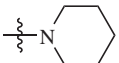

Professor Smith's current research involves the synthesis and structural verification of several bioactive lipids obtained from the dental pathogen *Porphyromonas gingivalis*. Another area of research examines the chemical reactivity of conducting polymers such as poly(ethylenedioxy)thiophene (PEDOT). Such polymers are supposed to be chemically inert but, in fact, induce a variety of chemical reactions, including Friedel-Crafts alkylation of aromatic compounds with alcohols. Another area of research involves the development of a dye-conjugate designed to target and image tumors, as well as the total synthesis of anti-cancer phenanthridone alkaloids such as pancratistatin.

ABBREVIATIONS

Ac	Acetyl	
acac	Acetylacetonato	
AIBN	Azoisobutyronitrile	
aq.	Aqueous	
	9-Borabicyclo[3.3.1]nonylboryl	
9-BBN	9-Borabicyclo[3.3.1]nonane	
BER	Borohydride exchange resin	
BINAP	(2 <i>R</i> ,3 <i>S</i>),2,2'-bis(diphenylphosphino)-1,1'-binaphthyl	
Bn	Benzyl	
Bz	Benzoyl	
BOC	<i>tert</i> -Butoxycarbonyl	
bpy (bipy)	2,2'-Bipyridyl	
Bu	<i>n</i> -Butyl	—CH ₂ CH ₂ CH ₂ CH ₃
CAM	Carboxamidomethyl	
CAN	Ceric ammonium nitrate	(NH) ₂ Ce(NO ₃) ₆
<i>c</i> -	Cyclo-	
cat.	Catalytic	
Cbz	Carbobenzyloxy	
Chirald	(2 <i>S</i> ,3 <i>R</i>)-(+)-4-dimethylamino-1,2-diphenyl-3-methylbutan-2-ol	
Cod	1,5-Cyclooctadiene (ligand)	
Cot	1,3,5,7-Cyclooctatetraene (ligand)	
Cp	Cyclopentadienyl	
CSA	Camphorsulfonic acid	
CTAB	Cetyltrimethylammonium bromide	C ₁₆ H ₃₃ NMe ₃ ⁺ Br ⁻
Cy (<i>c</i> -C ₆ H ₁₁)	Cyclohexyl	
°C	Temperature in degrees Centigrade	
DABCO	1,4-Diazabicyclo[2.2.2]octane	
dba	Dibenzylidene acetone	
DBE	1,2-Dibromoethane	BrCH ₂ CH ₂ Br
DBU	1,8-Diazabicyclo[5.4.0]undec-7-ene	
DBN	1,5-Diazabicyclo[4.3.0]non-5-ene	
DCC	1,3-Dicyclohexylcarbodiimide	<i>c</i> -C ₆ H ₁₃ -N=C=N- <i>c</i> -C ₆ H ₁₃
DCE	1,2-Dichloroethane	ClCH ₂ CH ₂ Cl

xviii ABBREVIATIONS

DDQ	2,3-Dichloro-5,6-dicyano-1,4-benzoquinone	
% de	% Diastereomeric excess	
DEA	Diethylamine	$\text{HN}(\text{CH}_2\text{CH}_3)_2$
DEAD	Diethylazodicarboxylate	$\text{EtO}_2\text{C}-\text{N}=\text{NCO}_2\text{Et}$
Dibal-H	Diisobutylaluminum hydride	$(\text{Me}_2\text{CHCH}_2)_2\text{AlH}$
Diphos (dppe)	1,2-bis(Diphenylphosphino)ethane	$\text{Ph}_2\text{PCH}_2\text{CH}_2\text{PPh}_2$
Diphos-4 (dppb)	1,4-bis(Diphenylphosphino)butane	$\text{Ph}_2\text{P}(\text{CH}_2)_4\text{PPh}_2$
DMAP	4-Dimethylaminopyridine	
DMA	Dimethylacetamide	
DME	1,2-Dimethoxyethane	$\text{MeOCH}_2\text{CH}_2\text{OMe}$
DMF	<i>N,N'</i> -Dimethylformamide	$\begin{array}{c} \text{O} \\ \parallel \\ \text{H}-\text{C}-\text{N}(\text{CH}_3)_2 \end{array}$
dmp	bis-[1,3-Di(<i>p</i> -methoxyphenyl)-1,3-propanedionato]	
DMSO	Dimethyl sulfoxide	
dpm	Dipivaloylmethanato	
dppb	1,4-bis(Diphenylphosphino)butane	$\text{Ph}_2\text{P}(\text{CH}_2)_4\text{PPh}_2$
dppe	1,2-bis(Diphenylphosphino)ethane	$\text{Ph}_2\text{PCH}_2\text{CH}_2\text{CH}_2\text{PPh}_2$
dppf	bis(Diphenylphosphino)ferrocene	
dppp	1,3-bis(Diphenylphosphino)propane	$\text{Ph}_2\text{P}(\text{CH}_2)_3\text{PPh}_2$
dvb	Divinylbenzene	
e^-	Electrolysis	
% ee	% Enantiomeric excess	
EE	1-Ethoxyethyl	$\text{EtO}(\text{Me})\text{HCO}-$
Et	Ethyl	$-\text{CH}_2\text{CH}_3$
EDA	Ethylenediamine	$\text{H}_2\text{NCH}_2\text{CH}_2\text{NH}_2$
EDTA	Ethylenediaminetetraacetic acid	
FMN	Flavin mononucleotide	
fod	<i>tris</i> -(6,6,7,7,8,8,8)-Heptafluoro-2,2-dimethyl-3,5-octanedionate	
Fp	Cyclopentadienyl-bis(carbonyl iron)	
FVP	Flash vacuum pyrolysis	
h	Hour (hours)	
hν	Irradiation with light	
1,5-HD	1,5-Hexadienyl	
HMPA	Hexamethylphosphoramide	$(\text{Me}_3\text{N})_3\text{P}=\text{O}$
HMPT	Hexamethylphorous triamide	$(\text{Me}_3\text{N})_3\text{P}$
<i>i</i> Pr	Isopropyl	$-\text{CHMe}_2$
IR	Infrared	
LICA (LIPCA)	Lithium cyclohexylisopropylamide	
LDA	Lithium diisopropylamide	$\text{LiN}(\textit{i}\text{Pr})_2$
LHMDS	Lithium hexamethyl disilazide	$\text{LiN}(\text{SiMe}_3)_2$
LTMP	Lithium 2,2,6,6-tetramethylpiperidine	
MABR	Methylaluminum bis(4-bromo-2,6-di- <i>tert</i> -butylphenoxide)	

MAD	bis(2,6-Di- <i>tert</i> -butyl-4-methylphenoxy)methyl aluminum	
mCPBA	<i>meta</i> -Chloroperoxybenzoic acid	
Me	Methyl	—CH ₃
MEM	β-Methoxyethoxymethyl	MeOCH ₂ CH ₂ OCH ₂ —
Mes	Mesityl	2,4,6-tri-Me-C ₆ H ₃
MOM	Methoxymethyl	MeOCH ₂ —
Ms	Methanesulfonyl	CH ₃ SO ₂ —
MS	Molecular sieves (3 Å or 4 Å)	
MTM	Methylthiomethyl	CH ₃ SCH ₂ —
NAD	Nicotinamide adenine dinucleotide	
NADP	Sodium triphosphopyridine nucleotide	
Naph	Naphthyl (C ₁₀ H ₈)	
NBD	Norbornadiene	
NBS	<i>N</i> -Bromosuccinimide	
NCS	<i>N</i> -Chlorosuccinimide	
NIS	<i>N</i> -Iodosuccinimide	
Ni(R)	Raney nickel	
NMP	<i>N</i> -Methyl-2-pyrrolidinone	
NY	New York	
NMR	Nuclear magnetic resonance	
Oxone	2 KHSO ₅ · KHSO ₄ · K ₂ SO ₄	
Ⓟ	Polymeric backbone	
PCC	Pyridinium chlorochromate	
PDC	Pyridinium dichromate	
PEG	Polyethylene glycol	
Ph	Phenyl	
PhH	Benzene	
PhMe	Toluene	
Phth	Phthaloyl	
pic	2-Pyridinecarboxylate	
Pip	Piperidyl	
PMP	4-Methoxyphenyl	
Pr	<i>n</i> -Propyl	—CH ₂ CH ₂ CH ₃
Py	Pyridine	
quant.	Quantitative yield	
Red-Al	[(MeOCH ₂ CH ₂ O) ₂ AlH ₂]Na	
<i>s</i> Bu	<i>sec</i> -Butyl	CH ₃ CH ₂ CH(CH ₃)
<i>s</i> BuLi	<i>sec</i> -Butyllithium	CH ₃ CH ₂ CH(Li)CH ₃
Siamyl	Diisoamyl	(CH ₃) ₂ CHCH(CH ₃)—
TADDOL	α,α,α',α'-Tetraaryl-4,5-dimethoxy-1,3-dioxolane	
TASF	<i>tris</i> -(Diethylamino)sulfonium difluorotrimethyl silicate	
TBAF	Tetrabutylammonium fluoride	<i>n</i> -Bu ₄ N ⁺ F ⁻
TBDMS	<i>tert</i> -Butyldimethylsilyl	<i>t</i> -BuMe ₂ Si
TBHP	<i>tert</i> -Butylhydroperoxide (<i>t</i> -BuOOH)	Me ₃ COOH

xx ABBREVIATIONS

<i>t</i> -Bu	<i>tert</i> -Butyl	$-\text{C}(\text{CH}_3)_3$
TBS	<i>tert</i> -Butyl dimethylsilyl	<i>t</i> -BuMe ₂ Si
TEBA	Triethylbenzylammonium	Bn(CH ₃) ₃ N ⁺
TEMPO	Tetramethylpiperdinyloxy free radical	
TFA	Trifluoroacetic acid	CF ₃ COOH
TFAA	Trifluoroacetic anhydride	(CF ₃ CO) ₂ O
Tf (OTf)	Triflate	$-\text{SO}_2\text{CF}_3(-\text{OSO}_2\text{CF}_3)$
THF	Tetrahydrofuran	
THP	Tetrahydropyran	
TMEDA	Tetramethylethylenediamine	Me ₂ NCH ₂ CH ₂ NMe ₂
TMG	1,1,3,3-Tetramethylguanidine	
TMS	Trimethylsilyl	$-\text{Si}(\text{CH}_3)_3$
TMP	2,2,6,6-Tetramethylpiperidine	
TPAP	tetra- <i>n</i> -Propylammonium perruthenate	
Tol	Tolyl	4MeC ₆ H ₄
Tr	Trityl	$-\text{CPh}_3$
TRIS	Triisopropylphenylsulfonyl	
Ts(Tos)	Tosyl = <i>p</i> -Toluenesulfonyl	4-MeC ₆ H ₄
UV	Ultraviolet	
X _c	Chiral auxiliary	

PART ONE

This book contains 19 chapters. Chapters 10–19, which make up Part 2, are directly concerned with organic reactions and their mechanisms. Chapters 1–9 may be thought of as an introduction to Part 2. The first five chapters deal with the structure of organic compounds. These chapters discuss the kinds of bonding important in organic chemistry, the three-dimensional structure of organic molecules, and the structure of species in which the valence of carbon is less than 4. Chapters 6–9 are concerned with other topics that help to form a background to Part 2: acids and bases, photochemistry, the relationship between structure and reactivity, and a general discussion of mechanisms and the means by which they are determined.

Localized Chemical Bonding

Localized chemical bonding may be defined as bonding in which the electrons are shared by two and only two nuclei. In Chapter 2, we will consider *delocalized bonding*, in which electrons are shared by more than two nuclei.

COVALENT BONDING¹

Wave mechanics is based on the fundamental principle that electrons behave as waves (e.g., they can be diffracted) and that consequently a wave equation can be written for them, in the same sense that light waves, sound waves, and so on can be described by wave equations. The equation that serves as a mathematical model for electrons is known as the *Schrödinger equation*, which for a one-electron system is

$$\frac{\delta^2 \psi}{\delta x^2} + \frac{\delta^2 \psi}{\delta y^2} + \frac{\delta^2 \psi}{\delta z^2} + \frac{8\pi^2 m}{h^2} (E - V)\psi = 0$$

where m is the mass of the electron, E is its total energy, V is its potential energy, and h is Planck's constant. In physical terms, the function Ψ expresses the square root of the probability of finding the electron at any position defined by the coordinates x , y , and z , where the origin is at the nucleus. For systems containing more than one electron, the equation is similar, but more complicated.

¹The treatment of orbitals given here is necessarily simplified. For much fuller treatments of orbital theory as applied to organic chemistry, see Matthews, P.S.C. *Quantum Chemistry of Atoms and Molecules*, Cambridge University Press, Cambridge, **1986**; Clark, T. *A Handbook of Computational Chemistry*, Wiley, NY, **1985**; Albright, T.A.; Burdett, J.K.; Whangbo, M. *Orbital Interactions in Chemistry*, Wiley, NY, **1985**; MacWeeny, R.M. *Coulson's Valence*, Oxford University Press, Oxford, **1980**; Murrell, J.N.; Kettle, S.F.A.; Tedder, J.M. *The Chemical Bond*, Wiley, NY, **1978**; Dewar, M.J.S.; Dougherty, R.C. *The PMO Theory of Organic Chemistry*, Plenum, NY, **1975**; Zimmerman, H.E. *Quantum Mechanics for Organic Chemists*, Academic Press, NY, **1975**; Borden, W.T. *Modern Molecular Orbital Theory for Organic Chemists*, Prentice-Hall, Englewood Cliffs, NJ, **1975**; Dewar, M.J.S. *The Molecular Orbital Theory of Organic Chemistry*, McGraw-Hill, NY, **1969**; Liberles, A. *Introduction to Molecular Orbital Theory*, Holt, Rinehart, and Winston, NY, **1966**.

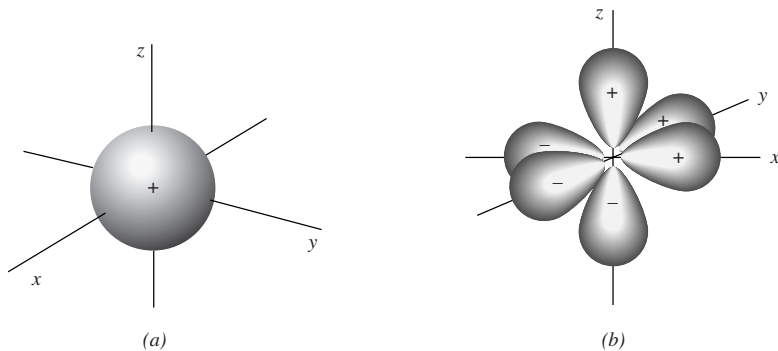


Fig. 1.1. (a) The $1s$ orbital. (b) The three $2p$ orbitals.

The Schrödinger equation is a differential equation, which means that solutions of it are themselves equations, but the solutions are not differential equations. They are simple equations for which graphs can be drawn. Such graphs, which are three-dimensional (3D) pictures that show the electron density, are called *orbitals* or electron clouds. Most students are familiar with the shapes of the s and p atomic orbitals (Fig. 1.1). Note that each p orbital has a *node*: A region in space where the probability of finding the electron is extremely small.² Also note that in Fig. 1.1 some lobes of the orbitals are labeled + and others -. These signs do not refer to positive or negative *charges*, since both lobes of an electron cloud must be negatively charged. They are the signs of the wave function Ψ . When two parts of an orbital are separated by a node, Ψ always has opposite signs on the two sides of the node. According to the Pauli exclusion principle, no more than two electrons can be present in any orbital, and they must have opposite spins.

Unfortunately, the Schrödinger equation can be solved exactly only for one-electron systems, such as the hydrogen atom. If it could be solved exactly for molecules containing two or more electrons,³ we would have a precise picture of the shape of the orbitals available to each electron (especially for the important ground state) and the energy for each orbital. Since exact solutions are not available, drastic approximations must be made. There are two chief general methods of approximation: the molecular-orbital method and the valence-bond method.

In the molecular-orbital method, bonding is considered to arise from the overlap of atomic orbitals. When any number of atomic orbitals overlap, they combine to

²When wave-mechanical calculations are made according to the Schrödinger equation, the probability of finding the electron in a node is zero, but this treatment ignores relativistic considerations. When such considerations are applied, Dirac has shown that nodes do have a very small electron density: Powell, R.E. *J. Chem. Educ.* **1968**, *45*, 558. See also, Ellison, F.O. and Hollingsworth, C.A. *J. Chem. Educ.* **1976**, *53*, 767; McKelvey, D.R. *J. Chem. Educ.* **1983**, *60*, 112; Nelson, P.G. *J. Chem. Educ.* **1990**, *67*, 643. For a review of relativistic effects on chemical structures in general, see Pyykkö, P. *Chem. Rev.* **1988**, *88*, 563.

³For a number of simple systems containing two or more electrons, such as the H_2 molecule or the He atom, approximate solutions are available that are so accurate that for practical purposes they are as good as exact solutions. See, for example, Roothaan, C.C.J.; Weiss, A.W. *Rev. Mod. Phys.* **1960**, *32*, 194; Kolos, W.; Roothaan, C.C.J. *Rev. Mod. Phys.* **1960**, *32*, 219. For a review, see Clark, R.G.; Stewart, E.T. *Q. Rev. Chem. Soc.* **1970**, *24*, 95.

form an equal number of new orbitals, called *molecular orbitals*. Molecular orbitals differ from atomic orbitals in that they are clouds that surround the nuclei of two or more atoms, rather than just one atom. In localized bonding the number of atomic orbitals that overlap is two (each containing one electron), so that two molecular orbitals are generated. One of these, called a *bonding orbital*, has a lower energy than the original atomic orbitals (otherwise a bond would not form), and the other, called an *antibonding orbital*, has a higher energy. Orbitals of lower energy fill first. Since the two original atomic orbitals each held one electron, both of these electrons can now go into the new molecular *bonding* orbital, since any orbital can hold two electrons. The antibonding orbital remains empty in the ground state. The greater the overlap, the stronger the bond, although total overlap is prevented by repulsion between the nuclei. Figure 1.2 shows the bonding and antibonding orbitals that arise by the overlap of two $1s$ electrons. Note that since the antibonding orbital has a node between the nuclei, there is practically no electron density in that area, so that this orbital cannot be expected to bond very well. Molecular orbitals formed by the overlap of two atomic orbitals when the centers of electron density are on the axis common to the two nuclei are called σ (*sigma*) orbitals, and the bonds are called σ bonds. Corresponding antibonding orbitals are designated σ^* . Sigma orbitals are formed not only by the overlap of two s orbitals, but also by the overlap of any of the kinds of atomic orbital (s , p , d , or f) whether the same or different, but the two lobes that overlap must have the same sign: a positive s orbital can form a bond only by overlapping with another positive s orbital or with a positive lobe of a p , d , or f orbital. Any s orbital, no matter what kind of atomic orbitals it has arisen from, may be represented as approximately ellipsoidal in shape.

Orbitals are frequently designated by their symmetry properties. The σ orbital of hydrogen is often written ψ_g . The g stands for *gerade*. A gerade orbital is one in which the sign on the orbital does not change when it is inverted through its center of symmetry. The σ^* orbital is *ungerade* (designated ψ_u). An ungerade orbital changes sign when inverted through its center of symmetry.

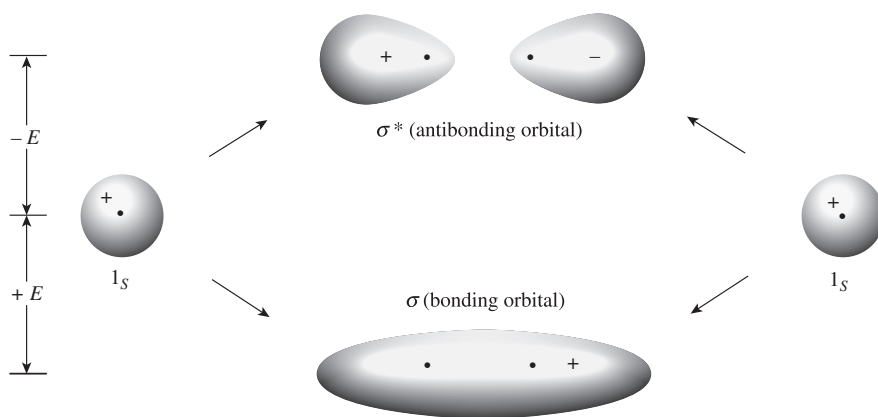


Fig. 1.2. Overlap of two $1s$ orbitals gives rise to a σ and a σ^* orbital.

In molecular-orbital calculations, a wave function is formulated that is a linear combination of the atomic orbitals that have overlapped (this method is often called the *linear combination of atomic orbitals*, or LCAO). Addition of the atomic orbitals gives the bonding molecular orbital:

$$\psi = c_A\psi_A + c_B\psi_B \quad (1-1)$$

The functions ψ_A and ψ_B are the functions for the atomic orbitals of atoms A and B, respectively, and c_A and c_B represent weighting factors. Subtraction is also a linear combination:

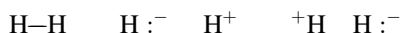
$$\psi = c_A\psi_A - c_B\psi_B \quad (1-2)$$

This gives rise to the antibonding molecular orbital.

In the valence-bond method, a wave equation is written for each of various possible electronic structures that a molecule may have (each of these is called a *canonical form*), and the total ψ is obtained by summation of as many of these as seem plausible, each with its weighting factor:

$$\psi = c_1\psi_1 + c_2\psi_2 + \dots \quad (1-3)$$

This resembles Eq. (1), but here each ψ represents a wave equation for an imaginary canonical form and each c is the amount contributed to the total picture by that form. For example, a wave function can be written for each of the following canonical forms of the hydrogen molecule:⁴



Values for c in each method are obtained by solving the equation for various values of each c and choosing the solution of lowest energy. In practice, both methods give similar solutions for molecules that contain only localized electrons, and these are in agreement with the Lewis structures long familiar to the organic chemist. Delocalized systems are considered in Chapter 2.

MULTIPLE VALENCE

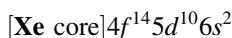
A univalent atom has only one orbital available for bonding. But atoms with a valence of 2 or more must form bonds by using at least two orbitals. An oxygen atom has two half-filled orbitals, giving it a valence of 2. It forms single bonds by the overlap of these with the orbitals of two other atoms. According to the principle of maximum overlap, the other two nuclei should form an angle of 90° with the oxygen nucleus, since the two available orbitals on oxygen are p orbitals, which are perpendicular. Similarly, we should expect that nitrogen, which has three mutually perpendicular p orbitals, would have bond angles of 90° when it forms three single bonds. However, these are not the observed bond angles. The bond

⁴In this book, a pair of electrons, whether in a bond or unshared, is represented by a straight line.

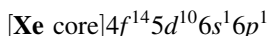
angles are,⁵ in water, $104^{\circ}27'$, and in ammonia, $106^{\circ}46'$. For alcohols and ethers the angles are even larger (see p. 25). A discussion of this will be deferred to p. 25, but it is important to note that covalent compounds do have definite bond angles. Although the atoms are continuously vibrating, the mean position is the same for each molecule of a given compound.

HYBRIDIZATION

Consider the case of mercury. Its electronic structure is



Although it has no half-filled orbitals, it has a valence of 2 and forms two covalent bonds. We can explain this by imagining that one of the $6s$ electrons is promoted to a vacant $6p$ orbital to give the excited configuration



In this state, the atom has two half-filled orbitals, but they are not equivalent. If bonding were to occur by the overlap of these orbitals with the orbitals of external atoms, the two bonds would not be equivalent. The bond formed from the $6p$ orbital would be more stable than the one formed from the $6s$ orbital, since a larger amount of overlap is possible with the former. A more stable situation is achieved when, in the course of bond formation, the $6s$ and $6p$ orbitals combine to form two new orbitals that *are* equivalent; these are shown in Fig. 1.3.

Since these new orbitals are a mixture of the two original orbitals, they are called *hybrid orbitals*. Each is called an *sp* orbital, since a merger of an *s* and a *p* orbital was required to form it. The *sp* orbitals, each of which consists of a large lobe and a very small one, are atomic orbitals, although they arise only in the bonding process and do not represent a possible structure for the free atom. A mercury atom forms

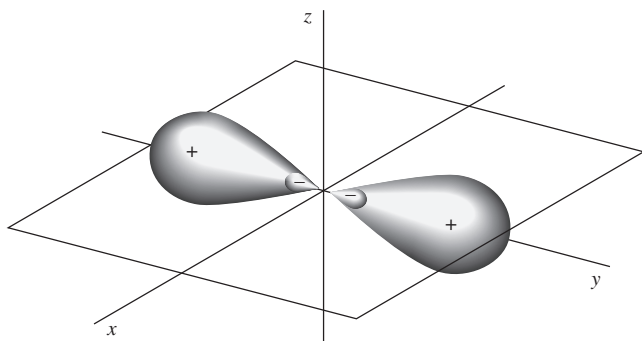


Fig. 1.3. The two *sp* orbitals formed by mercury.

⁵Bent, H.A. *Chem. Rev.* **1961**, *61*, 275, p. 277.

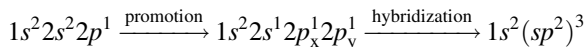
its two bonds by overlapping each of the large lobes shown in Fig. 1.3 with an orbital from an external atom. This external orbital may be any of the atomic orbitals previously considered (s , p , d , or f) or it may be another hybrid orbital, although only lobes of the same sign can overlap. In any of these cases, the molecular orbital that arises is called a σ orbital since it fits our previous definition of a σ orbital.

In general, because of mutual repulsion, equivalent orbitals lie as far away from each other as possible, so the two sp orbitals form an angle of 180° . This means that HgCl_2 , for example, should be a linear molecule (in contrast to H_2O), and it is. This kind of hybridization is called *digonal hybridization*. An sp hybrid orbital forms a stronger covalent bond than either an s or a p orbital because it extends out in space in the direction of the other atom's orbital farther than the s or the p and permits greater overlap. Although it would require energy to promote a $6s$ electron to the $6p$ state, the extra bond energy more than makes up the difference.

Many other kinds of hybridization are possible. Consider boron, which has the electronic configuration

$$1s^2 2s^2 2p^1$$

yet has a valence of 3. Once again we may imagine promotion and hybridization:



In this case, there are three equivalent hybrid orbitals, each called sp^2 (*trigonal hybridization*). This method of designating hybrid orbitals is perhaps unfortunate since nonhybrid orbitals are designated by single letters, but it must be kept in mind that *each* of the three orbitals is called sp^2 . These orbitals are shown in Fig. 1.4. The three axes are all in one plane and point to the corners of an equilateral triangle. This accords with the known structure of BF_3 , a planar molecule with angles of 120° .

The case of carbon (in forming four single bonds) may be represented as

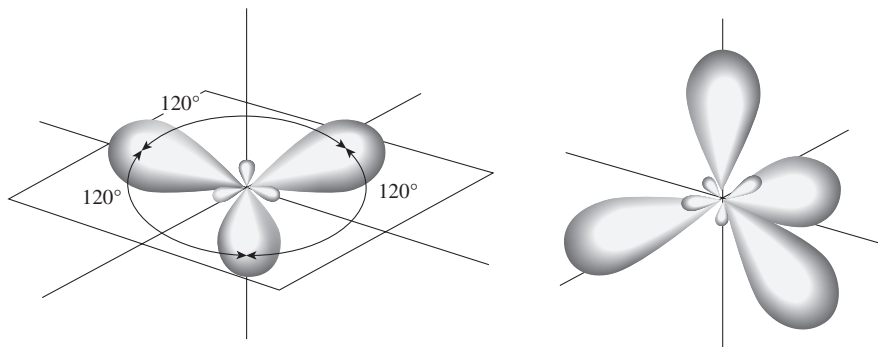
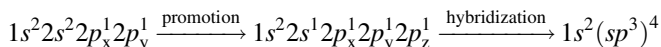


Fig. 1.4. The three sp^2 and the four sp^3 orbitals.

There are four equivalent orbitals, each called sp^3 , which point to the corners of a regular tetrahedron (Fig. 1.4). The bond angles of methane would thus be expected to be $109^\circ 28'$, which is the angle for a regular tetrahedron.

Although the hybrid orbitals discussed in this section satisfactorily account for most of the physical and chemical properties of the molecules involved, it is necessary to point out that the sp^3 orbitals, for example, stem from only one possible approximate solution of the Schrödinger equation. The s and the three p atomic orbitals can also be combined in many other equally valid ways. As we shall see on p. 13, the four C—H bonds of methane do not always behave as if they are equivalent.

MULTIPLE BONDS

If we consider the ethylene molecule in terms of the molecular-orbital concepts discussed so far, we have each carbon using sp^2 orbitals to form bonds with the three atoms to which it is connected. These sp^2 orbitals arise from hybridization of the $2s^1$, $2p_x^1$, and $2p_y^1$ electrons of the promoted state shown on p. 8. We may consider that any carbon atom that is bonded to only three different atoms uses sp^2 orbitals for this bonding. Each carbon of ethylene is thus bonded by three σ bonds: one to each hydrogen and one to the other carbon. Each carbon therefore has another electron in the $2p_z$ orbital that is perpendicular to the plane of the sp^2 orbitals. The two parallel $2p_z$ orbitals can overlap sideways to generate two new orbitals, a bonding and an antibonding orbital (Fig. 1.5). Of course, in the ground state, both electrons go into the bonding orbital and the antibonding orbital remains vacant. Molecular orbitals formed by the overlap of atomic orbitals whose axes are parallel are called π orbitals if they are bonding and π^* if they are antibonding.

In this picture of ethylene, the two orbitals that make up the double bond are not equivalent.⁶ The σ orbital is ellipsoidal and symmetrical about the C—C axis. The π orbital is in the shape of two ellipsoids, one above the plane and one below. The plane itself represents a node for the π orbital. In order for the p orbitals to maintain maximum overlap, they must be parallel. This means that free rotation is not possible about the double bond, since the two p orbitals would have to reduce their overlap to allow one H—C—H plane to rotate with respect to the other. The six atoms of a double bond are therefore in a plane with angles that should be $\sim 120^\circ$. Double bonds are shorter than the corresponding single bonds because maximum stability is obtained when the p orbitals overlap as much as possible. Double bonds between carbon and oxygen or nitrogen are similarly represented: they consist of one σ and one π orbital.

In triple-bond compounds, carbon is connected to only two other atoms and hence uses sp hybridization, which means that the four atoms are in a straight

⁶The double bond can also be pictured as consisting of two equivalent orbitals, where the centers of electron density point away from the C—C axis. This is the bent-bond or banana-bond picture. Support for this view is found in Pauling, L. *Theoretical Organic Chemistry, The Kekulé Symposium*, Butterworth, London, 1959, pp. 2–5; Palke, W.E. *J. Am. Chem. Soc.* 1986, 108, 6543. However, most of the literature of organic chemistry is written in terms of the σ – π picture, and we will use it in this book.

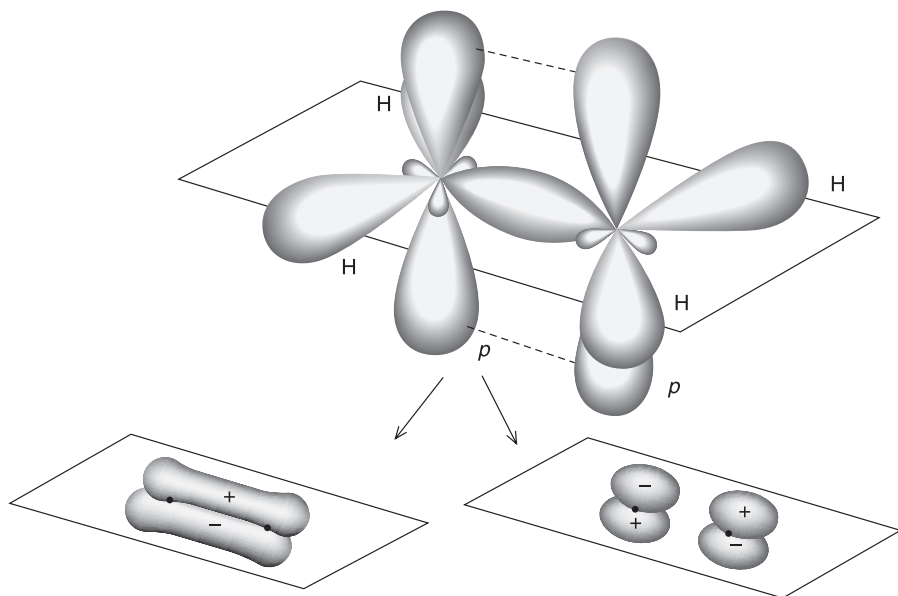


Fig. 1.5. Overlapping p orbitals form a π and a π^* orbital. The σ orbitals are shown in the upper figure. They are still there in the states represented by the diagrams below, but have been removed from the picture for clarity.

line (Fig. 1.6).⁷ Each carbon has two p orbitals remaining, with one electron in each. These orbitals are perpendicular to each other and to the C–C axis. They overlap in the manner shown in Fig. 1.7 to form two π orbitals. A triple bond is thus composed of one σ and two π orbitals. Triple bonds between carbon and nitrogen can be represented in a similar manner.

Double and triple bonds are important only for the first-row elements carbon, nitrogen, and oxygen.⁸ For second-row elements multiple bonds are rare and



Fig. 1.6. The σ electrons of acetylene.

⁷For reviews of triple bonds, see Simonetta, M.; Gavezzotti, A., in Patai, S. *The Chemistry of the Carbon-Carbon Triple Bond*, Wiley, NY, 1978, pp. 1–56; Dale, J., in Viehe, H. G. *Acetylenes*, Marcel Dekker, NY, 1969, pp. 3–96.

⁸This statement applies to the representative elements. Multiple bonding is also important for some transition elements. For a review of metal–metal multiple bonds, see Cotton, F.A. *J. Chem. Educ.* 1983, 60, 713.

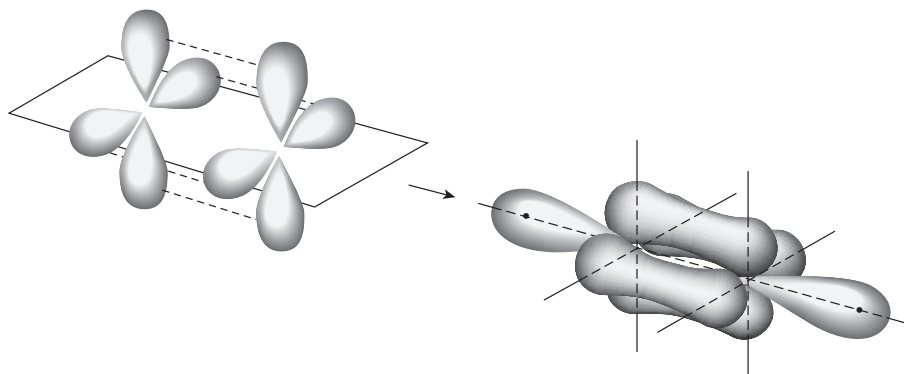


Fig. 1.7. Overlap of p orbitals in a triple bond for clarity, the σ orbitals have been removed from the drawing on the left, although they are shown on the right.

compounds containing them are generally less stable⁹ because these elements tend to form weaker π bonds than do the first-row elements.¹⁰ The only ones of any importance at all are $C=S$ bonds, and $C=S$ compounds are generally much less stable than the corresponding $C=O$ compounds (however, see $p\pi-d\pi$ bonding, p. \$\$\$). Stable compounds with $Si=C$ and $Si=Si$ bonds are rare, but examples have been reported,¹¹ including a pair of *cis* and *trans* $Si=Si$ isomers.¹²

⁹For a review of double bonds between carbon and elements other than C, N, S, or O, see Jutzi, P. *Angew. Chem. Int. Ed.* **1975**, *14*, 232. For reviews of multiple bonds involving silicon and germanium, see Barrau, J.; Escudié, J.; Satgé, J. *Chem. Rev.* **1990**, *90*, 283 (Ge only); Raabe, G.; Michl, J., in Patai, S. and Rappoport, Z. *The Chemistry of Organic Silicon Compounds, part 2*, Wiley: NY, **1989**, pp. 1015–1142; *Chem. Rev.* **1985**, *85*, 419 (Si only); Wiberg, N. *J. Organomet. Chem.* **1984**, *273*, 141 (Si only); Gusel'nikov, L.E.; Nametkin, N.S. *Chem. Rev.* **1979**, *79*, 529 (Si only). For reviews of $C=P$ and $C+P$ bonds, see Regitz, M. *Chem. Rev.* **1990**, *90*, 191; Appel, R.; Knoll, F. *Adv. Inorg. Chem.* **1989**, *33*, 259; Markovski, L.N.; Romanenko, V.D. *Tetrahedron* **1989**, *45*, 6019. For reviews of other second-row double bonds, see West, R. *Angew. Chem. Int. Ed.* **1987**, *26*, 1201 ($Si=Si$ bonds); Brook, A.G.; Baines, K.M. *Adv. Organometal. Chem.* **1986**, *25*, 1 ($Si=C$ bonds); Kutney, G.W.; Turnbull, K. *Chem. Rev.* **1982**, *82*, 333 ($S=S$ bonds). For reviews of multiple bonds between heavier elements, see Cowley, A.H.; Norman, N.C. *Prog. Inorg. Chem.* **1986**, *34*, 1; Cowley, A.H. *Polyhedron* **1984**, *3*, 389; *Acc. Chem. Res.* **1984**, *17*, 386. For a theoretical study of multiple bonds to silicon, see Gordon, M.S. *Mol. Struct. Energ.* **1986**, *1*, 101.

¹⁰For discussions, see Schmidt, M.W.; Truong, P.N.; Gordon, M.S. *J. Am. Chem. Soc.* **1987**, *109*, 5217; Schleyer, P. von R.; Kost, D. *J. Am. Chem. Soc.* **1988**, *110*, 2105.

¹¹For $Si=C$ bonds, see Brook, A.G.; Nyburg, S.C.; Abdesaken, F.; Gutekunst, B.; Gutekunst, G.; Kallury, R.K.M.R.; Poon, Y.C.; Chang, Y.; Wong-Ng, W. *J. Am. Chem. Soc.* **1982**, *104*, 5667; Schaefer III, H.F. *Acc. Chem. Res.* **1982**, *15*, 283; Wiberg, N.; Wagner, G.; Riede, J.; Müller, G. *Organometallics* **1987**, *6*, 32. For $Si=Si$ bonds, see West, R.; Fink, M.J.; Michl, J. *Science* **1981**, *214*, 1343; Boudjouk, P.; Han, B.; Anderson, K.R. *J. Am. Chem. Soc.* **1982**, *104*, 4992; Fink, M.J.; DeYoung, D.J.; West, R.; Michl, J. *J. Am. Chem. Soc.* **1983**, *105*, 1070; Fink, M.J.; Michalczyk, M.J.; Haller, K.J.; West, R.; Michl, J. *Organometallics* **1984**, *3*, 793; West, R. *Pure Appl. Chem.* **1984**, *56*, 163; Masamune, S.; Eriyama, Y.; Kawase, T. *Angew. Chem. Int. Ed.* **1987**, *26*, 584; Shepherd, B.D.; Campana, C.F.; West, R. *Heteroat. Chem.* **1990**, *1*, 1. For an $Si=N$ bond, see Wiberg, N.; Schurz, K.; Reber, G.; Müller, G. *J. Chem. Soc. Chem. Commun.* **1986**, 591.

¹²Michalczyk, M.J.; West, R.; Michl, J. *J. Am. Chem. Soc.* **1984**, *106*, 821, *Organometallics* **1985**, *4*, 826.

PHOTOELECTRON SPECTROSCOPY

Although the four bonds of methane are equivalent according to most physical and chemical methods of detection (e.g., neither the nuclear magnetic resonances (NMR) nor the infrared (IR) spectrum of methane contains peaks that can be attributed to different kinds of C—H bonds), there is one physical technique that shows that the eight valence electrons of methane can be differentiated. In this technique, called *photoelectron spectroscopy*,¹³ a molecule or free atom is bombarded with vacuum ultraviolet (UV) radiation, causing an electron to be ejected. The energy of the ejected electron can be measured, and the difference between the energy of the radiation used and that of the ejected electron is the *ionization potential* of that electron. A molecule that contains several electrons of differing energies can lose any one of them as long as its ionization potential is less than the energy of the radiation used (a single molecule loses only one electron; the loss of two electrons by any individual molecule almost never occurs). A photoelectron spectrum therefore consists of a series of bands, each corresponding to an orbital of a different energy. The spectrum gives a direct experimental picture of all the orbitals present, in order of their energies, provided that radiation of sufficiently high energy is used.¹⁴ Broad

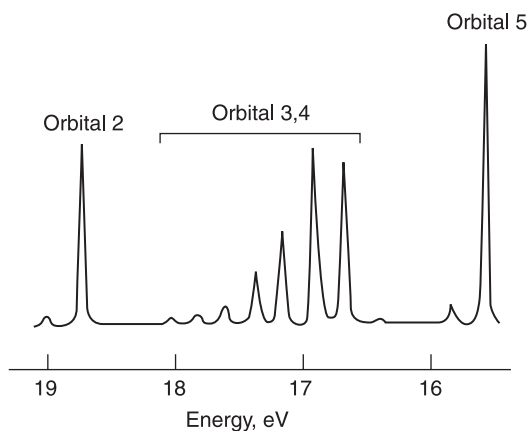


Fig. 1.8. Photoelectron spectrum of N₂.¹⁵

¹³Only the briefest description of this subject is given here. For monographs, see Ballard, R.E. *Photoelectron Spectroscopy and Molecular Orbital Theory*, Wiley, NY, 1978; Rabalais, J.W., *Principles of Ultraviolet Photoelectron Spectroscopy*, Wiley, NY, 1977; Baker, A.D.; Betteridge, D. *Photoelectron Spectroscopy*, Pergamon, Elmsford, NY, 1972; Turner, D.W.; Baker, A.D.; Baker, C.; Brundle, C.R. *High Resolution Molecular Photoelectron Spectroscopy*, Wiley, NY, 1970. For reviews, see Westwood, N.P.C. *Chem. Soc. Rev.* 1989, 18, 317; Carlson, T.A. *Annu. Rev. Phys. Chem.* 1975, 26, 211; Baker, C.; Brundle, C.R.; Thompson, M. *Chem. Soc. Rev.* 1972, 1, 355; Bock, H.; Mollère, P.D. *J. Chem. Educ.* 1974, 51, 506; Bock, H.; Ramsey, B.G. *Angew. Chem. Int. Ed.* 1973, 12, 734; Turner, D.W. *Adv. Phys. Org. Chem.* 1966, 4, 31. For the IUPAC descriptive classification of the electron spectroscopies, see Porter, H.Q.; Turner, D.W. *Pure Appl. Chem.* 1987, 59, 1343.

¹⁴The correlation is not perfect, but the limitations do not seriously detract from the usefulness of the method. The technique is not limited to vacuum UV radiation. Higher energy radiation can also be used.

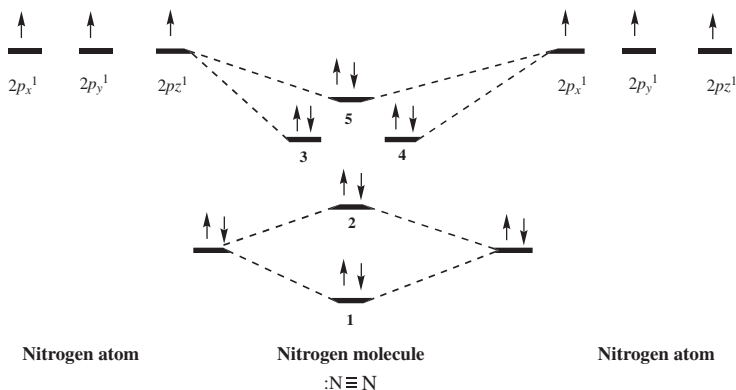


Fig. 1.9. Electronic structure of N_2 (inner-shell electrons omitted).

bands usually correspond to strongly bonding electrons and narrow bands to weakly bonding or nonbonding electrons. A typical spectrum is that of N_2 , shown in Fig. 1.8.¹⁵ The N_2 molecule has the electronic structure shown in Fig. 1.9. The two $2s$ orbitals of the nitrogen atoms combine to give the two orbitals marked 1 (bonding) and 2 (antibonding), while the six $2p$ orbitals combine to give six orbitals, three of which (marked 3, 4, and 5) are bonding. The three antibonding orbitals (not indicated in Fig. 1.9) are unoccupied. Electrons ejected from orbital 1 are not found in Fig. 1.8 because the ionization potential of these electrons is greater than the energy of the light used (they can be seen when higher energy light is used). The broad band in Fig. 1.8 (the individual peaks within this band are caused by different vibrational levels; see Chapter 7) corresponds to the four electrons in the degenerate orbitals 3 and 4. The triple bond of N_2 is therefore composed of these two orbitals and orbital 1. The bands corresponding to orbitals 2 and 5 are narrow; hence these orbitals contribute little to the bonding and may be regarded as the two unshared pairs of $\ddot{N}\equiv\ddot{N}$. Note that this result is contrary to that expected from a naive consideration of orbital overlaps, where it would be expected that the two unshared pairs would be those of orbitals 1 and 2, resulting from the overlap of the filled $2s$ orbitals, and that the triple bond would be composed of orbitals 3, 4, and 5, resulting from overlap of the p orbitals. This example is one illustration of the value of photoelectron spectroscopy.

The photoelectron spectrum of methane¹⁶ shows two bands,¹⁷ at ~ 23 and 14 eV, and not the single band we would expect from the equivalency of the four C—H

¹⁵From Brundle, C.R.; Robin, M.B., in Nachod, F.C.; Zuckerman, J.J. *Determination of Organic Structures by Physical Methods*, Vol. 3, Academic Press, NY, 1971, p. 18.

¹⁶Brundle, C.R.; Robin, M.B.; Basch, H. *J. Chem. Phys.* 1970, 53, 2196; Baker, A.D.; Betteridge, D.; Kemp, N.R.; Kirby, R.E. *J. Mol. Struct.* 1971, 8, 75; Potts, A.W.; Price, W.C. *Proc. R. Soc. London, Ser A* 1972, 326, 165.

¹⁷A third band, at 290 eV, caused by the $1s$ electrons of carbon, can also be found if radiation of sufficiently high energy is used.

bonds. The reason is that ordinary sp^3 hybridization is not adequate to explain phenomena involving ionized molecules (e.g., the CH_4^+ radical ion, which is left behind when an electron is ejected from methane). For these phenomena it is necessary to use other combinations of atomic orbitals (see p. 9). The band at 23 eV comes from two electrons in a low-energy level (called the a_1 level), which can be regarded as arising from a combination of the $2s$ orbital of carbon with an appropriate combination of hydrogen $1s$ orbitals. The band at 14 eV comes from six electrons in a triply degenerate level (the t_2 level), arising from a combination of the three $2p$ orbitals of carbon with other combinations of $1s$ hydrogen orbitals. As was mentioned above, most physical and chemical processes cannot distinguish these levels, but photoelectron spectroscopy can. The photoelectron spectra of many other organic molecules are known as well,¹⁸ including monocyclic alkenes, in which bands <10 eV are due to π -orbital ionization and those >10 eV originate from ionization of s -orbitals only.¹⁹

ELECTRONIC STRUCTURES OF MOLECULES

For each molecule, ion, or free radical that has only localized electrons, it is possible to draw an electronic formula, called a *Lewis structure*, that shows the location of these electrons. Only the valence electrons are shown. Valence electrons may be found in covalent bonds connecting two atoms or they may be unshared.²⁰ The student must be able to draw these structures correctly, since the position of electrons changes in the course of a reaction, and it is necessary to know where the electrons are initially before one can follow where they are going. To this end, the following rules operate:

1. The total number of valence electrons in the molecule (or ion or free radical) must be the sum of all outer-shell electrons "contributed" to the molecule by each atom plus the negative charge or minus the positive charge, for the case of ions. Thus, for H_2SO_4 , there are 2 (one for each hydrogen) + 6 (for the sulfur) + 24 (6 for each oxygen) = 32; while for SO_4^{2-} , the number is also 32, since each atom "contributes" 6 plus 2 for the negative charge.
2. Once the number of valence electrons has been ascertained, it is necessary to determine which of them are found in covalent bonds and which are unshared. Unshared electrons (either a single electron or a pair) form part of the outer shell of just one atom, but electrons in a covalent bond are part of the outer shell of both atoms of the bond. *First-row atoms* (B, C, N, O, F) can have a maximum of eight valence electrons, and usually have this number, although some cases are known where a first-row atom has only six or seven.

¹⁸See Robinson, J.W., *Practical Handbook of Spectroscopy*, CRC Press, Boca Raton, FL, **1991**, p. 178.

¹⁹Novak, I.; Potts, A.W. *Tetrahedron* **1997**, 53, 14713.

²⁰It has been argued that although the Lewis picture of two electrons making up a covalent bond may work well for organic compounds, it cannot be successfully applied to the majority of inorganic compounds: Jørgensen, C.K. *Top. Curr. Chem.* **1984**, 124, 1.

For a coordinate-covalent bond the rule concerning formal charge is amended, so that both electrons count for the donor and neither for the recipient. Thus the nitrogen and oxygen atoms of trimethylamine oxide bear no formal charges. However, it is apparent that the electronic picture is exactly the same as the picture of trimethylamine oxide given just above, and we have our choice of drawing an arrowhead or a charge separation. Some compounds, for example, amine oxides, must be drawn one way or the other. It seems simpler to use charge separation, since this spares us from having to consider as a “different” method of bonding a way that is really the same as ordinary covalent bonding once the bond has formed.

ELECTRONEGATIVITY

The electron cloud that bonds two atoms is not symmetrical (with respect to the plane that is the perpendicular bisector of the bond) except when the two atoms are the same and have the same substituents. The cloud is necessarily distorted toward one side of the bond or the other, depending on which atom (nucleus plus electrons) maintains the greater attraction for the cloud. This attraction is called *electronegativity*;²² and it is greatest for atoms in the upper-right corner of the periodic table and lowest for atoms in the lower-left corner. Thus a bond between fluorine and chlorine is distorted so that there is a higher probability of finding the electrons near the fluorine than near the chlorine. This gives the fluorine a partial negative charge and the chlorine a partial positive charge.

A number of attempts have been made to set up quantitative tables of electronegativity that indicate the direction and extent of electron-cloud distortion for a bond between any pair of atoms. The most popular of these scales, devised by Pauling, is based on bond energies (see p. 27) of diatomic molecules. It is rationalized that if the electron distribution were symmetrical in a molecule A—B, the bond energy would be the mean of the energies of A—A and B—B, since in these cases the cloud must be undistorted. If the actual bond energy of A—B is higher than this (and it usually is), it is the result of the partial charges, since the charges attract each other and make a stronger bond, which requires more energy to break. It is necessary to assign a value to one element arbitrarily ($F = 4.0$). Then the electronegativity of another is obtained from the difference between the actual energy of A—B and the mean of A—A and B—B (this difference is called Δ) by the formula

$$x_A - x_B = \sqrt{\frac{\Delta}{23.06}}$$

where x_A and x_B are the electronegativities of the known and unknown atoms and 23.06 is an arbitrary constant. Part of the scale derived from this treatment is shown in Table 1.1.

²²For a collection of articles on this topic, see Sen, K.D.; Jørgensen, C.K. *Electronegativity* (Vol. 6 of *Structure and Bonding*); Springer: NY, 1987. For a review, see Batsanov, S.S. *Russ. Chem. Rev.* **1968**, *37*, 332.

TABLE 1.1. Electronegativities of Some Atoms on the Pauling²³ and Sanderson²⁴ Scales

Element	Pauling	Sanderson	Element	Pauling	Sanderson
F	4.0	4.000	H	2.1	2.592
O	3.5	3.654	P	2.1	2.515
Cl	3.0	3.475	B	2.0	2.275
N	3.0	3.194	Si	1.8	2.138
Br	2.8	3.219	Mg	1.2	1.318
S	2.5	2.957	Na	0.9	0.835
I	2.5	2.778	Cs	0.7	0.220
C	2.5	2.746			

Other treatments²⁵ have led to scales that are based on different principles, for example, the average of the ionization potential and the electron affinity,²⁶ the average one-electron energy of valence-shell electrons in ground-state free atoms,²⁷ or the “compactness” of an atom’s electron cloud.²⁴ In some of these treatments electronegativities can be calculated for different valence states, for different hybridizations (e.g., *sp* carbon atoms are more electronegative than *sp*², which are still more electronegative than *sp*³),²⁸ and even differently for primary, secondary, and tertiary carbon atoms. Also, electronegativities can be calculated for groups rather than atoms (Table 1.2).²⁹

Electronegativity information can be obtained from NMR spectra. In the absence of a magnetically anisotropic group³⁰ the chemical shift of a ¹H or a ¹³C nucleus is approximately proportional to the electron density around it and hence to the electronegativity of the atom or group to which it is attached. The greater the electronegativity of the atom or group, the lower the electron density around the proton, and the further downfield the chemical shift. An example of the use of this correlation is found in the variation of chemical shift of the *ring* protons in the series

²³Taken from Pauling, L. *The Nature of the Chemical Bond*, 3rd ed.; Cornell University Press: Ithaca, NY, p. 93, except for the value for Na, which is from Sanderson, R.T. *J. Am. Chem. Soc.* **1983**, *105*, 2259; *J. Chem. Educ.* **1988**, *65*, 112, 223.

²⁴See Sanderson, R.T. *J. Am. Chem. Soc.* **1983**, *105*, 2259; *J. Chem. Educ.* **1988**, *65*, 112, 223.

²⁵For several sets of electronegativity values, see Huheey, J.E. *Inorganic Chemistry*, 3rd ed., Harper and Row: NY, **1983**, pp. 146–148; Mullay, J., in Sen, K.D.; Jørgensen, C.K. *Electronegativity* (Vol. 6 of *Structure and Bonding*). Springer, NY, **1987**, p. 9.

²⁶Mulliken, R.S. *J. Chem. Phys.* **1934**, *2*, 782; Iczkowski, R.P.; Margrave, J.L. *J. Am. Chem. Soc.* **1961**, *83*, 3547; Hinze, J.; Jaffé, H.H. *J. Am. Chem. Soc.* **1962**, *84*, 540; Rienstra-Kiracofe, J.C.; Tschumper, G.S.; Schaefer III, H.F.; Nandi, S.; Ellison, G.B. *Chem. Rev.* **2002**, *102*, 231.

²⁷Allen, L.C. *J. Am. Chem. Soc.* **1989**, *111*, 9003.

²⁸Walsh, A.D. *Discuss. Faraday Soc.* **1947**, *2*, 18; Bergmann, D.; Hinze, J., in Sen, K.D.; Jørgensen, C.K. *Electronegativity* (Vol. 6 of *Structure and Bonding*). Springer, NY, **1987**, pp. 146–190.

²⁹Inamoto, N.; Masuda, S. *Chem. Lett.* **1982**, 1003. For a review of group electronegativities, see Wells, P.R. *Prog. Phys. Org. Chem.* **1968**, *6*, 111. See also Bratsch, S.G. *J. Chem. Educ.*, **1988**, *65*, 223; Mullay, J. *J. Am. Chem. Soc.* **1985**, *107*, 7271; Zefirov, N.S.; Kirpichenok, M.A.; Izmailov, F.F.; Trofimov, M.I. *Dokl. Chem.* **1987**, *296*, 440; Boyd, R.J.; Edgcombe, K.E. *J. Am. Chem. Soc.* **1988**, *110*, 4182.

³⁰A magnetically anisotropic group is one that is not equally magnetized along all three axes. The most common such groups are benzene rings (see p. 55) and triple bonds.

TABLE 1.2. Some Group Electronegativities Relative to H = 2.176.²⁹

CH₃	2.472	CCl₃	2.666
CH₃CH₂	2.482	C₆H₅	2.717
CH₂Cl	2.538	CF₃	2.985
CBr₃	2.561	C≡N	3.208
CHCl₂	2.602	NO₂	3.421

toluene, ethylbenzene, isopropylbenzene, *tert*-butylbenzene (there is a magnetically anisotropic group here, but its effect should be constant throughout the series). It is found that the electron density surrounding the ring protons decreases³¹ in the order given.³² However, this type of correlation is by no means perfect, since all the measurements are being made in a powerful field, which itself may affect the electron density distribution. Coupling constants between the two protons of a system $-\underset{|}{\text{C}}\text{HCH}-\text{X}$ have also been found to depend on the electronegativity of X.³³

When the difference in electronegativities is great, the orbital may be so far over to one side that it barely covers the other nucleus. This is an *ionic bond*, which is seen to arise naturally out of the previous discussion, leaving us with basically only one type of bond in organic molecules. Most bonds can be considered intermediate between ionic and covalent. We speak of percent ionic character of a bond, which indicates the extent of electron-cloud distortion. There is a continuous gradation from ionic to covalent bonds.

DIPOLE MOMENT

The *dipole moment* is a property of the molecule that results from charge separations like those discussed above. However, it is not possible to measure the dipole moment of an individual bond within a molecule; we can measure only the total moment of the molecule, which is the vectorial sum of the individual bond moments.³⁴ These individual moments are roughly the same from molecule to molecule,³⁵ but this constancy is by no means universal. Thus, from the dipole moments of toluene and nitrobenzene (Fig. 1.10)³⁶ we should expect the moment of *p*-nitrotoluene to be ~ 4.36 D.

³¹This order is opposite to that expected from the field effect (p. 19). It is an example of the Baker–Nathan order (p. 96).

³²Moodie, R.B.; Connor, T.M.; Stewart, R. *Can. J. Chem.* **1960**, *38*, 626.

³³Williamson, K.L. *J. Am. Chem. Soc.* **1963**, *85*, 516; Laszlo, P.; Schleyer, P.v.R. *J. Am. Chem. Soc.* **1963**, *85*, 2709; Niwa, J. *Bull. Chem. Soc. Jpn.* **1967**, *40*, 2192.

³⁴For methods of determining dipole moments and discussions of their applications, see Exner, O. *Dipole Moments in Organic Chemistry*; Georg Thieme Publishers: Stuttgart, **1975**. For tables of dipole moments, see McClellan, A.L. *Tables of Experimental Dipole Moments*, Vol. 1; W.H. Freeman: San Francisco, **1963**; Vol. 2, Raha Enterprises: El Cerrito, CA, **1974**.

³⁵For example, see Koudelka, J.; Exner, O. *Collect. Czech. Chem. Commun.* **1985**, *50*, 188, 200.

³⁶The values for toluene, nitrobenzene, and *p*-nitrotoluene are from McClellan, A.L., *Tables of Experimental Dipole Moments*, Vol. 1, W.H. Freeman, San Francisco, **1963**; Vol. 2, Raha Enterprises, El Cerrito, CA, **1974**. The values for phenol and *p*-cresol were determined by Goode, E.V.; Ibbitson, D.A. *J. Chem. Soc.* **1960**, 4265.

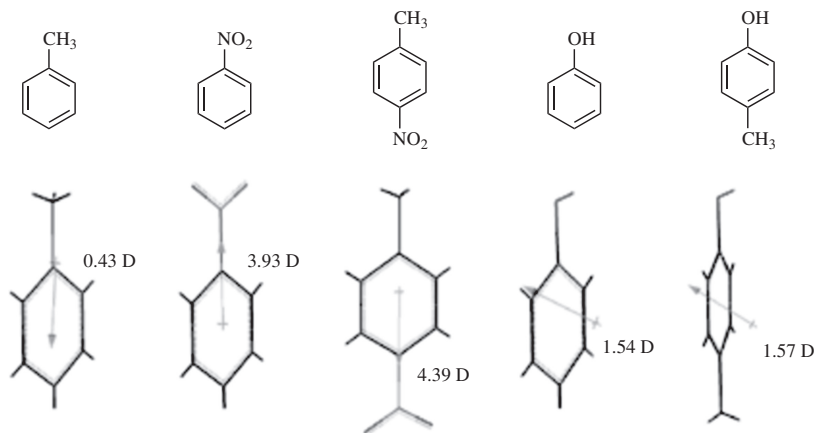


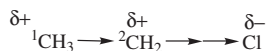
Fig. 1.10. Some dipole moments, in debye units, measured in benzene. In the 3D model, the arrow indicates the direction of the dipole moment for the molecule, pointing to the negative part of the molecule.³⁶

The actual value 4.39 D is reasonable. However, the moment of *p*-cresol (1.57 D) is quite far from the predicted value of 1.11 D. In some cases, molecules may have substantial individual bond moments but no total moments at all because the individual moments are canceled out by the overall symmetry of the molecule. Some examples are CCl_4 , *trans*-1,2-dibromoethene, and *p*-dinitrobenzene.

Because of the small difference between the electronegativities of carbon and hydrogen, alkanes have very small dipole moments, so small that they are difficult to measure. For example, the dipole moment of isobutane is 0.132 D³⁷ and that of propane is 0.085 D.³⁸ Of course, methane and ethane, because of their symmetry, have no dipole moments.³⁹ Few organic molecules have dipole moments >7 D.

INDUCTIVE AND FIELD EFFECTS

The C—C bond in ethane has no polarity because it connects two equivalent atoms. However, the C—C bond in chloroethane is polarized by the presence of the electronegative chlorine atom. This polarization is actually the sum of two effects. In the first of these, the C-1 atom, having been deprived of some of its electron density by the

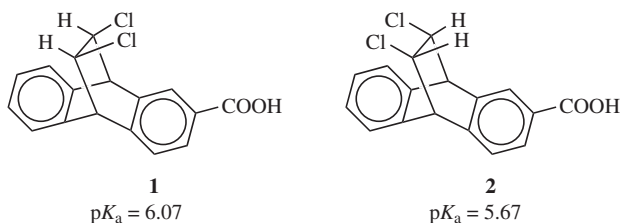


³⁷Maryott, A.A.; Birnbaum, G. *J. Chem. Phys.* **1956**, *24*, 1022; Lide Jr., D.R.; Mann, D.E. *J. Chem. Phys.* **1958**, *29*, 914.

³⁸Muenter, J.S.; Laurie, V.W. *J. Chem. Phys.* **1966**, *45*, 855.

³⁹Actually, symmetrical tetrahedral molecules like methane do have extremely small dipole moments, caused by centrifugal distortion effects; these moments are so small that they can be ignored for all practical purposes. For CH_4 μ is $\sim 5.4 \times 10^{-6}$ D; Ozier, I. *Phys. Rev. Lett.* **1971**, *27*, 1329; Rosenberg, A.; Ozier, I.; Kudian, A.K. *J. Chem. Phys.* **1972**, *57*, 568.

greater electronegativity of Cl, is partially compensated by drawing the C—C electrons closer to itself, resulting in a polarization of this bond and a slightly positive charge on the C-2 atom. This polarization of one bond caused by the polarization of an adjacent bond is called the *inductive effect*. The effect is greatest for adjacent bonds but may also be felt farther away; thus the polarization of the C—C bond causes a (slight) polarization of the three methyl C—H bonds. The other effect operates not through bonds, but directly through space or solvent molecules, and is called the *field effect*.⁴⁰ It is often very difficult to separate the two kinds of effect, but it has been done in a number of cases, generally by taking advantage of the fact that the field effect depends on the geometry of the molecule but the inductive effect depends only on the nature of the bonds. For example, in isomers **1** and **2**⁴¹ the inductive effect of the chlorine atoms on the position of the electrons in the COOH group (and hence on the



acidity, see Chapter 8) should be the same since the same bonds intervene; but the field effect is different because the chlorines are closer in space to the COOH in **1** than they are in **2**. Thus a comparison of the acidity of **1** and **2** should reveal whether a field effect is truly operating. The evidence obtained from such experiments is overwhelming that field effects are much more important than inductive effects.⁴² In most cases, the two types of effect are considered together; in this book, we will not attempt to separate them, but will use the name *field effect* to refer to their combined action.⁴³

Functional groups can be classified as electron-withdrawing ($-I$) or electron-donating ($+I$) groups relative to hydrogen. This means, for example, that NO_2 , a $-I$ group, will draw electrons to itself more than a hydrogen atom would if it

⁴⁰Roberts, J.D.; Moreland, Jr., W.T. *J. Am. Chem. Soc.* **1953**, *75*, 2167.

⁴¹This example is from Grubbs, E.J.; Fitzgerald, R.; Phillips, R.E.; Petty, R. *Tetrahedron* **1971**, *27*, 935.

⁴²For example, see Dewar, M.J.S.; Grisdale, P.J. *J. Am. Chem. Soc.* **1962**, *84*, 3548; Stock, L.M. *J. Chem. Educ.*, **1972**, *49*, 400; Golden, R.; Stock, L.M. *J. Am. Chem. Soc.* **1972**, *94*, 3080; Liotta, C.; Fisher, W.F.; Greene Jr., G.H.; Joyner, B.L. *J. Am. Chem. Soc.* **1972**, *94*, 4891; Wilcox, C.F.; Leung, C. *J. Am. Chem. Soc.* **1968**, *90*, 336; Butler, A.R. *J. Chem. Soc. B* **1970**, 867; Rees, J.H.; Ridd, J.H.; Ricci, A. *J. Chem. Soc. Perkin Trans. 2* **1976**, 294; Topsom, R.D. *J. Am. Chem. Soc.* **1981**, *103*, 39; Grob, C.A.; Kaiser, A.; Schweizer, T. *Helv. Chim. Acta* **1977**, *60*, 391; Reynolds, W.F. *J. Chem. Soc. Perkin Trans. 2* **1980**, 985, *Prog. Phys. Org. Chem.* **1983**, *14*, 165-203; Adcock, W.; Butt, G.; Kok, G.B.; Marriott, S.; Topsom, R.D. *J. Org. Chem.* **1985**, *50*, 2551; Schneider, H.; Becker, N. *J. Phys. Org. Chem.* **1989**, *2*, 214; Bowden, K.; Ghadir, K.D.F. *J. Chem. Soc. Perkin Trans. 2* **1990**, 1333. Inductive effects may be important in certain systems. See, for example, Exner, O.; Fiedler, P. *Collect. Czech. Chem. Commun.* **1980**, *45*, 1251; Li, Y.; Schuster, G.B. *J. Org. Chem.* **1987**, *52*, 3975.

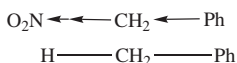
⁴³There has been some question as to whether it is even meaningful to maintain the distinction between the two types of effect: see Grob, C.A. *Helv. Chim. Acta* **1985**, *68*, 882; Lenoir, D.; Frank, R.M. *Chem. Ber.* **1985**, *118*, 753; Sacher, E. *Tetrahedron Lett.* **1986**, *27*, 4683.

TABLE 1.3. Field Effects of Various Groups Relative to Hydrogen^a

+I		-I	
O ⁻	NR ₃ ⁺	COOH	OR
COO ⁻	SR ₂ ⁺	F	COR
CR ₃	NH ₃ ⁺	Cl	SH
CHR ₂	NO ₂	Br	SR
CH ₂ R	SO ₂ R	I	OH
CH ₃	CN	OAr	C≡CR
D	SO ₂ Ar	COOR	Ar
			C≡CR ₂

^aThe groups are listed approximately in order of decreasing strength for both -I and +I groups.

occupied the same position in the molecule.



Thus, in α -nitrotoluene, the electrons in the N—C bond are farther away from the carbon atom than the electrons in the H—C bond of toluene. Similarly, the electrons of the C—Ph bond are farther away from the ring in α -nitrotoluene than they are in toluene. Field effects are always comparison effects. We compare the -I or +I effect of one group with another (usually hydrogen). It is commonly said that, compared with hydrogen, the NO₂ group is electron-withdrawing and the O⁻ group electron-donating or electron releasing. However, there is no actual donation or withdrawal of electrons, though these terms are convenient to use; there is merely a difference in the position of electrons due to the difference in electronegativity between H and NO₂ or between H and O⁻.

Table 1.3 lists a number of the most common -I and +I groups.⁴⁴ It can be seen that compared with hydrogen, most groups are electron withdrawing. The only electron-donating groups are groups with a formal negative charge (but not even all these), atoms of low electronegativity (Si,⁴⁵ Mg, etc., and perhaps alkyl groups). Alkyl groups⁴⁶ were formerly regarded as electron donating, but many examples of behavior have been found that can be interpreted only by the conclusion that alkyl groups are electron withdrawing compared with hydrogen.⁴⁷ In accord with this is the value of 2.472 for the group electronegativity of CH₃ (Table 1.2) compared with 2.176 for H. We will see that when an alkyl group is attached to an unsaturated or trivalent carbon (or other atom), its behavior is best explained by assuming it is +I (see, e.g., pp. 239, 251, 388, 669), but when it is connected to a saturated atom, the results are not as clear,

⁴⁴See also Ceppi, E.; Eckhardt, W.; Grob, C.A. *Tetrahedron Lett.* **1973**, 3627.

⁴⁵For a review of field and other effects of silicon-containing groups, see Bassindale, A.R.; Taylor, P.G., in Patai, S.; Rappoport, Z. *The Chemistry of Organic Silicon Compounds*, pt. 2, Wiley, NY, **1989**, pp. 893–963.

⁴⁶For a review of the field effects of alkyl groups, see Levitt, L.S.; Widing, H.F. *Prog. Phys. Org. Chem.* **1976**, *12*, 119.

⁴⁷See Sebastian, J.F. *J. Chem. Educ.* **1971**, *48*, 97.

and alkyl groups seem to be $+I$ in some cases and $-I$ in others⁴⁸ (see also p. 391). Similarly, it is clear that the field-effect order of alkyl groups attached to unsaturated systems is tertiary $>$ secondary $>$ primary $>$ CH_3 , but this order is not always maintained when the groups are attached to saturated systems. Deuterium is electron-donating with respect to hydrogen.⁴⁹ Other things being equal, atoms with sp bonding generally have a greater electron-withdrawing power than those with sp^2 bonding, which in turn have more electron-withdrawing power than those with sp^3 bonding.⁵⁰ This accounts for the fact that aryl, vinylic, and alkynyl groups are $-I$. Field effects always decrease with increasing distance, and in most cases (except when a very powerful $+I$ or $-I$ group is involved), cause very little difference in a bond four bonds away or more. There is evidence that field effects can be affected by the solvent.⁵¹

For discussions of field effects on acid and base strength and on reactivity, see Chapters 8 and 9, respectively.

BOND DISTANCES⁵²

The distances between atoms in a molecule are characteristic properties of the molecule and can give us information if we compare the same bond in different molecules. The chief methods of determining bond distances and angles are X-ray diffraction (only for solids), electron diffraction (only for gases), and spectroscopic methods, especially microwave spectroscopy. The distance between the atoms of a bond is not constant, since the molecule is always vibrating; the measurements obtained are therefore average values, so that different methods give different results.⁵³ However, this must be taken into account only when fine distinctions are made.

Measurements vary in accuracy, but indications are that similar bonds have fairly constant lengths from one molecule to the next, though exceptions are known.⁵⁴ The variation is generally less than 1%. Table 1.4 shows

⁴⁸See, for example, Schleyer, P. von.R.; Woodworth, C.W. *J. Am. Chem. Soc.* **1968**, *90*, 6528; Wahl Jr., G.H.; Peterson Jr., M.R. *J. Am. Chem. Soc.* **1970**, *92*, 7238. The situation may be even more complicated. See, for example, Minot, C.; Eisenstein, O.; Hiberty, P.C.; Anh, N.T. *Bull. Soc. Chim. Fr.* **1980**, II-119.

⁴⁹Streitwieser Jr., A.; Klein, H.S. *J. Am. Chem. Soc.* **1963**, *85*, 2759.

⁵⁰Bent, H.A. *Chem. Rev.* **1961**, *61*, 275, p. 281.

⁵¹See Laurence, C.; Berthelot, M.; Lucon, M.; Helbert, M.; Morris, D.G.; Gal, J. *J. Chem. Soc. Perkin Trans. 2* **1984**, 705.

⁵²For tables of bond distances and angles, see Allen, F.H.; Kennard, O.; Watson, D.G.; Brammer, L.; Orpen, A.G.; Taylor, R. *J. Chem. Soc. Perkin Trans. 2* **1987**, S1-S19 (follows p. 1914); Tables of Interatomic Distances and Configurations in Molecules and Ions *Chem. Soc. Spec. Publ. No. 11*, **1958**; Interatomic Distances Supplement *Chem. Soc. Spec. Publ. No. 18*, **1965**; Harmony, M.D. Laurie, V.W.; Kuczkowski, R.L.; Schwendeman, R.H.; Ramsay, D.A.; Lovas, F.J.; Lafferty, W.J.; Maki, A.G. *J. Phys. Chem. Ref. Data* **1979**, *8*, 619-721. For a review of molecular shapes and energies for many small organic molecules, radicals, and cations calculated by molecular-orbital methods, see Lathan, W.A.; Curtiss, L.A.; Hehre, W.J.; Lisle, J.B.; Pople, J.A. *Prog. Phys. Org. Chem.* **1974**, *11*, 175. For a discussion of substituent effects on bond distances, see Topsom, R.D. *Prog. Phys. Org. Chem.* **1987**, *16*, 85.

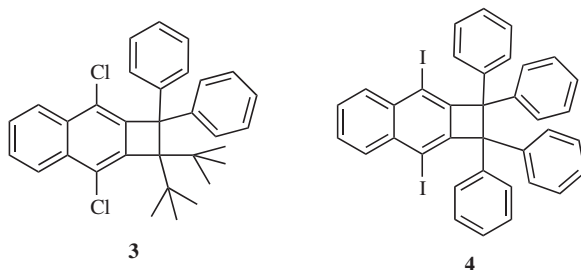
⁵³Burkert, U.; Allinger, N.L. *Molecular Mechanics*; ACS Monograph 177, American Chemical Society, Washington, **1982**, pp. 6-9; Whiffen, D.H. *Chem. Ber.* **1971**, *7*, 57-61; Stals, J. *Rev. Pure Appl. Chem.* **1970**, *20*, 1, pp. 2-5.

⁵⁴Schleyer, P.v.R.; Bremer, M. *Angew. Chem. Int. Ed.* **1989**, *28*, 1226.

TABLE 1.4. Bond Lengths between sp^3 Carbons in Some Compounds

C—C bond in	Reference	Bond length, Å
Diamond	55	1.544
C_2H_6	56	1.5324 ± 0.0011
C_2H_5Cl	57	1.5495 ± 0.0005
C_3H_8	58	1.532 ± 0.003
Cyclohexane	59	1.540 ± 0.015
<i>tert</i> -Butyl chloride	60	1.532
<i>n</i> -Butane to <i>n</i> -heptane	61	1.531 – 1.534
Isobutane	62	1.535 ± 0.001

distances for single bonds between two sp^3 carbons. However, an analysis of C—OR bond distances in >2000 ethers and carboxylic esters (all with sp^3 carbon) shows that this distance increases with increasing electron withdrawal in the R group and as the C changes from primary to secondary to tertiary.⁶³ For these compounds, mean bond lengths of the various types ranged from 1.418 to 1.475 Å. Certain substituents can also influence bond length. The presence of a silyl substituent β - to a C—O (ester) linkage can lengthen the C—O, thereby weakening it.⁶⁴ This is believed to result from σ - σ^* interactions in which the C—Si σ -bonding orbital acts as the donor and the C—O σ^* orbitals acts as the receptor.



Although a typical carbon—carbon single bond has a bond length of ~ 1.54 Å, certain molecules are known that have significantly longer bond lengths.⁶⁵ Calculations

⁵⁵Lonsdale, K. *Phil. Trans. R. Soc. London* **1947**, A240, 219.

⁵⁶Bartell, L.S.; Higginbotham, H.K. *J. Chem. Phys.* **1965**, 42, 851.

⁵⁷Wagner, R.S.; Dailey, B.P. *J. Chem. Phys.* **1957**, 26, 1588.

⁵⁸Iijima, T. *Bull. Chem. Soc. Jpn.* **1972**, 45, 1291.

⁵⁹Tables of Interatomic Distances, Ref. 52.

⁶⁰Momany, F.A.; Bonham, R.A.; Druelinger, M.L. *J. Am. Chem. Soc.* **1963**, 85, 3075; also see, Lide, Jr., D.R.; Jen, M. *J. Chem. Phys.* **1963**, 38, 1504.

⁶¹Bonham, R.A.; Bartell, L.S.; Kohl, D.A. *J. Am. Chem. Soc.* **1959**, 81, 4765.

⁶²Hilderbrandt, R.L.; Wieser, J.D. *J. Mol. Struct.* **1973**, 15, 27.

⁶³Allen, F.H.; Kirby, A.J. *J. Am. Chem. Soc.* **1984**, 106, 6197; Jones, P.G.; Kirby, A.J. *J. Am. Chem. Soc.* **1984**, 106, 6207.

⁶⁴White, J.M.; Robertson, G.B. *J. Org. Chem.* **1992**, 57, 4638.

⁶⁵Kaupp, G.; Boy, J. *Angew. Chem. Int. Ed.* **1997**, 36, 48.

have been done for unstable molecules that showed them to have long bond lengths, and an analysis of the X-ray structure for the photoisomer of [2.2]-tetrabenzoparacyclophane (see Chapter 2) showed a C–C bond length of 1.77 Å.^{66,65} Long bond lengths have been observed in stable molecules such as benzocyclobutane derivatives.⁶⁷ A bond length of 1.729 Å was reliably measured in 1,1-di-*tert*-butyl-2,2-diphenyl-3,8-dichlorocyclobutan[*b*]naphthalene, **3**.⁶⁸ X-ray analysis of several of these derivations confirmed the presence of long C–C bonds, with **4** having a confirmed bond length of 1.734 Å.⁶⁹

Bond distances for some important bond types are given in Table 1.5.⁷⁰ As can be seen in this table, carbon bonds are shortened by increasing *s* character.

TABLE 1.5. Bond distances^a

Bond Type	Length, Å	Typical Compounds
C–C		
sp^3-sp^3	1.53	
sp^3-sp^2	1.51	Acetaldehyde, toluene, propene
sp^3-sp	1.47	Acetonitrile, propyne
sp^2-sp^2	1.48	Butadiene, glyoxal, biphenyl
sp^2-sp	1.43	Acrylonitrile, vinylacetylene
$sp-sp$	1.38	Cyanoacetylene, butadiyne
C=C		
sp^2-sp^2	1.32	Ethylene
sp^2-sp	1.31	Ketene, allenes
$sp-sp$ ⁷¹	1.28	Butatriene, carbon suboxide
C≡C ⁷²		
$sp-sp$	1.18	Acetylene
C–H ⁷³		
sp^3-H	1.09	Methane
sp^2-H	1.08	Benzene, ethylene
$sp-H$ ⁷⁴	1.08	HCN, acetylene

⁶⁶Ehrenberg, M. *Acta Crystallogr.* **1966**, *20*, 182.

⁶⁷Toda, F.; Tanaka, K.; Stein, Z.; Goldberg, I *Acta Crystallogr., Sect. C* **1996**, *52*, 177.

⁶⁸Toda, F.; Tanaka, K.; Watanabe, M.; Taura, K.; Miyahara, I.; Nakai, T.; Hirotsu, K. *J. Org. Chem.* **1999**, *64*, 3102.

⁶⁹Tanaka, K.; Takamoto, N.; Tezuka, Y.; Kato, M.; Toda, F. *Tetrahedron* **2001**, *57*, 3761.

⁷⁰Except where noted, values are from Allen, F.H.; Kennard, O.; Watson, D.G.; Brammer, L.; Orpen, A.G.; Taylor, R. *J. Chem. Soc. Perkin Trans. 2* **1987**, S1-S19 (follows p. 1914). In this source, values are given to three significant figures.

⁷¹Costain, C.C.; Stoicheff, B.P. *J. Chem. Phys.* **1959**, *30*, 777.

⁷²For a full discussion of alkyne bond distances, see Simonetta, M.; Gavezzotti, A, in Patai, S. *The Chemistry of the Carbon–Carbon Triple Bond*, Wiley, NY, **1978**.

⁷³For an accurate method of C–H bond distance determination, see Henry, B.R. *Acc. Chem. Res.* **1987**, *20*, 429.

⁷⁴Bartell, L.S.; Roth, E.A.; Hollowell, C.D.; Kuchitsu, K.; Young, Jr., J.E. *J. Chem. Phys.* **1965**, *42*, 2683.

TABLE 1.5. (continued)

Bond Type	Length, Å		Typical Compounds	
C—O				
sp^3 —O	1.43		Dimethyl ether, ethanol	
sp^2 —O	1.34		Formic acid	
C=O				
sp^2 —O	1.21		Formaldehyde, formic acid	
sp —O ⁵⁹	1.16		CO₂	
C—N				
sp^3 —N	1.47		Methylamine	
sp^2 —N	1.38		Formamide	
C=N				
sp^2 —N	1.28		Oximes, imines	
C≡N				
sp —N	1.14		HCN	
C—S				
sp^3 —S	1.82		Methanethiol	
sp^2 —S	1.75		Diphenyl sulfide	
sp —S	1.68		CH ₃ SCN	
C=S				
sp —S	1.67		CS₂	
C—halogen⁷⁵	F	Cl	Br	I
sp^3 —halogen	1.40	1.79	1.97	2.16
sp^2 —halogen	1.34	1.73	1.88	2.10
sp —halogen	1.27 ⁷⁶	1.63	1.79 ⁷⁷	1.99 ⁷⁷

⁷⁰The values given are average lengths and do not necessarily apply exactly to the compounds mentioned.⁷⁰

This is most often explained by the fact that, as the percentage of *s* character in a hybrid orbital increases, the orbital becomes more like an *s* orbital and hence is held more tightly by the nucleus than an orbital with less *s* character. However, other explanations have also been offered (see p. 39), and the matter is not completely settled.

Indications are that a C—D bond is slightly shorter than a corresponding C—H bond. Thus, electron-diffraction measurements of C₂H₆ and C₂D₆ showed a C—H bond distance of 1.1122 ± 0.0012 Å and a C—D distance of 1.1071 ± 0.0012 Å.⁵⁶

BOND ANGLES

It might be expected that the bond angles of sp^3 carbon would always be the tetrahedral angle 109°28', but this is so only where the four groups are identical, as in

⁷⁵For reviews of carbon-halogen bonds, see Trotter, J., in Patai, S. *The Chemistry of the Carbon-Halogen Bond*, pt. 1, Wiley, NY, 1973, pp. 49–62; Mikhailov, B.M. *Russ. Chem. Rev.* 1971, 40, 983.

⁷⁶Lide, Jr., D.R. *Tetrahedron* 1962, 17, 125.

⁷⁷Rajput, A.S.; Chandra, S. *Bull. Chem. Soc. Jpn.* 1966, 39, 1854.

methane, neopentane, or carbon tetrachloride. In most cases, the angles deviate a little from the pure tetrahedral value. For example, the C—C—Br angle in 2-bromopropane is 114.2° .⁷⁸ Similarly, slight variations are generally found from the ideal values of 120° and 180° for sp^2 and sp carbon, respectively. These deviations occur because of slightly different hybridizations, that is, a carbon bonded to four other atoms hybridizes one s and three p orbitals, but the four hybrid orbitals thus formed are generally not exactly equivalent, nor does each contain exactly 25% s and 75% p character. Because the four atoms have (in the most general case) different electronegativities, each makes its own demand for electrons from the carbon atom.⁷⁹ The carbon atom supplies more p character when it is bonded to more electronegative atoms, so that in chloromethane, for example, the bond to chlorine has somewhat more than 75% p character, which of course requires that the other three bonds have somewhat less, since there are only three p orbitals (and one s) to be divided among the four hybrid orbitals.⁸⁰ Of course, in strained molecules, the bond angles may be greatly distorted from the ideal values (see p. 216).

For oxygen and nitrogen, angles of 90° are predicted from p^2 bonding. However, as we have seen (p. 6), the angles of water and ammonia are much larger than this, as are the angles of other oxygen and nitrogen compounds (Table 1.6); in fact, they are much closer to the tetrahedral angle of $109^\circ 28'$ than to 90° . These facts have

TABLE 1.6. Oxygen, Sulfur, and Nitrogen Bond Angles in Some Compounds

Angle	Value	Compound	Reference
H—O—H	$104^\circ 27'$	Water	5
C—O—H	$107\text{--}109^\circ$	Methanol	59
C—O—C	$111^\circ 43'$	Dimethyl ether	81
C—O—C	$124^\circ \pm 5^\circ$	Diphenyl ether	82
H—S—H	92.1°	H ₂ S	82
C—S—H	99.4°	Methanethiol	82
C—S—C	99.1°	Dimethyl sulfide	83
H—N—H	$106^\circ 46'$	Ammonia	5
H—N—H	106°	Methylamine	84
C—N—H	112°	Methylamine	83
C—N—C	108.7°	Trimethylamine	85

⁷⁸Schwendeman, R.H.; Tobiason, F.L. *J. Chem. Phys.* **1965**, *43*, 201.

⁷⁹For a review of this concept, see Bingel, W.A.; Lüttke, W. *Angew. Chem. Int. Ed.* **1981**, *20*, 899.

⁸⁰This assumption has been challenged: see Pomerantz, M.; Liebman, J.F. *Tetrahedron Lett.* **1975**, 2385.

⁸¹Blukis, V.; Kasai, P.H.; Myers, R.J. *J. Chem. Phys.* **1963**, *38*, 2753.

⁸²Abrahams, S.C. *Q. Rev. Chem. Soc.* **1956**, *10*, 407.

⁸³Iijima, T.; Tsuchiya, S.; Kimura, M. *Bull. Chem. Soc. Jpn.* **1977**, *50*, 2564.

⁸⁴Lide, Jr., D.R. *J. Chem. Phys.* **1957**, *27*, 343.

⁸⁵Lide, Jr., D.R.; Mann, D.E. *J. Chem. Phys.* **1958**, *28*, 572.

led to the suggestion that in these compounds oxygen and nitrogen use sp^3 bonding, that is, instead of forming bonds by the overlap of two (or three) p orbitals with $1s$ orbitals of the hydrogen atoms, they hybridize their $2s$ and $2p$ orbitals to form four sp^3 orbitals and then use only two (or three) of these for bonding with hydrogen, the others remaining occupied by unshared pairs (also called *lone pairs*). If this description is valid, and it is generally accepted by most chemists today,⁸⁶ it becomes necessary to explain why the angles of these two compounds are in fact not $109^\circ 28'$ but a few degrees smaller. One explanation that has been offered is that the unshared pair actually has a greater steric requirement than a pair in a bond, since there is no second nucleus to draw away some of the electron density and the bonds are thus crowded together. However, most evidence is that unshared pairs have smaller steric requirements than bonds⁸⁷ and the explanation most commonly accepted is that the hybridization is not pure sp^3 . As we have seen above, an atom supplies more p character when it is bonded to more electronegative atoms. An unshared pair may be considered to be an "atom" of the lowest possible electronegativity, since there is no attracting power at all. Consequently, the unshared pairs have more s and the bonds more p character than pure sp^3 orbitals, making the bonds somewhat more like p^2 bonds and reducing the angle. As seen in Table 1.6, oxygen, nitrogen, and sulfur angles generally increase with decreasing electronegativity of the substituents. Note that the explanation given above cannot explain why some of these angles are *greater* than the tetrahedral angle.

BOND ENERGIES^{88,89}

There are two kinds of bond energy. The energy necessary to cleave a bond to give the constituent radicals is called the *dissociation energy* D . For example, D for $\text{H}_2\text{O} \rightarrow \text{HO} + \text{H}$ is $118 \text{ kcal mol}^{-1}$ ($494/\text{mol}$). However, this is not taken as the energy of the O—H bond in water, since D for $\text{H—O} \rightarrow \text{H} + \text{O}$ is $100 \text{ kcal mol}^{-1}$ (418 kJ mol^{-1}). The average of these two values, $109 \text{ kcal mol}^{-1}$ (456 kJ mol^{-1}), is taken as the *bond energy* E . In diatomic molecules, of course, $D = E$.

⁸⁶An older theory holds that the bonding is indeed p^2 , and that the increased angles come from repulsion of the hydrogen or carbon atoms. See Laing, M., *J. Chem. Educ.* **1987**, *64*, 124.

⁸⁷See, for example, Pumphrey, N.W.J.; Robinson, M.J.T. *Chem. Ind. (London)* **1963**, 1903; Allinger, N.L.; Carpenter, J.G.D.; Karkowski, F.M. *Tetrahedron Lett.* **1964**, 3345; Jones, R.A.Y.; Katritzky, A.R.; Richards, A.C.; Wyatt, R.J.; Bishop, R.J.; Sutton, L.E. *J. Chem. Soc. B* **1970**, 127; Blackburne, I.D.; Katritzky, A.R.; Takeuchi, Y. *J. Am. Chem. Soc.* **1974**, *96*, 682; *Acc. Chem. Res.* **1975**, *8*, 300; Aaron, H.S.; Ferguson, C.P. *J. Am. Chem. Soc.* **1976**, *98*, 7013; Anet, F.A.L.; Yavari, I. *J. Am. Chem. Soc.* **1977**, *99*, 2794; Vierhapper, F.W.; Eliel, E.L. *J. Org. Chem.* **1979**, *44*, 1081; Gust, D.; Fagan, M.W. *J. Org. Chem.* **1980**, *45*, 2511. For other views, see Lambert, J.B.; Featherman, S.I. *Chem. Rev.* **1975**, *75*, 611; Crowley, P.J.; Morris, G.A.; Robinson, M.J.T. *Tetrahedron Lett.* **1976**, 3575; Breuker, K.; Kos, N.J.; van der Plas, H.C.; van Veldhuizen, B. *J. Org. Chem.* **1982**, *47*, 963.

⁸⁸Blanksby, S.J.; Ellison, G.B. *Acc. Chem. Res.* **2003**, *36*, 255.

⁸⁹For reviews including methods of determination, see Wayner, D.D.M.; Griller, D. *Adv. Free Radical Chem. (Greenwich, Conn.)* **1990**, *1*, 159; Kerr, J.A. *Chem. Rev.* **1966**, *66*, 465; Benson, S.W. *J. Chem. Educ.* **1965**, *42*, 520; Wiberg, K.B., in Nachod, F.C.; Zuckerman, J.J. *Determination of Organic Structures by Physical Methods*, Vol. 3, Academic Press, NY, **1971**, pp. 207–245.

				kcal	kJ
C_2H_6 (gas)	+ 3.5 O_2	= 2 CO_2 (gas)	+ 3 H_2O (liq)	+372.9	+1560
	2 CO_2 (gas)	= 2 C (graphite)	+ 2 O_2 (gas)	-188.2	-787
	3 H_2O (liq)	= 3 H_2 (gas)	+ 1.5 O_2 (gas)	-204.9	-857
	3 H_2 (gas)	= 6 H (gas)		-312/5	-1308
	2 C (graphite)	= 2 C (gas)		-343.4	-1437
<hr/>					
C_2H_6 (gas)	= 6 H (gas)	+ 2 C (gas)		-676.1 kcal	-2829 kJ

Fig. 1.11. Calculation of the heat of atomization of ethane at 25°C.

The D values may be easy or difficult to measure, and they can be estimated by various techniques.⁹⁰ When properly applied, “Pauling’s original electronegativity equation accurately describes homolytic bond dissociation enthalpies of common covalent bonds, including highly polar ones, with an average deviation of (1.5 kcal mol⁻¹ [\approx 6.3 kJ mol⁻¹] from literature values).”⁹¹ Whether measured or calculated, there is no question as to what D values mean. With E values the matter is not so simple. For methane, the total energy of conversion from CH_4 to $C + 4H$ (at 0 K) is 393 kcal mol⁻¹ (1644 kJ mol⁻¹).⁹² Consequently, E for the C—H bond in methane is 98 kcal mol⁻¹ (411 kJ mol⁻¹) at 0 K. The more usual practice, though, is not to measure the heat of atomization (i.e., the energy necessary to convert a compound to its atoms) directly but to calculate it from the heat of combustion. Such a calculation is shown in Figure 1.11.

Heats of combustion are very accurately known for hydrocarbons.⁹³ For methane the value at 25°C is 212.8 kcal mol⁻¹ (890.4 kJ mol⁻¹), which leads to a heat of atomization of 398.0 kcal mol⁻¹ (1665 kJ mol⁻¹) or a value of E for the C—H bond at 25°C of 99.5 kcal mol⁻¹ (416 kJ mol⁻¹). This method is fine for molecules like methane in which all the bonds are equivalent, but for more complicated molecules assumptions must be made. Thus for ethane, the heat of atomization at 25°C is 676.1 kcal mol⁻¹ or 2829 kJ mol⁻¹ (Fig. 1.11), and we must decide how much of this energy is due to the C—C bond and how much to the six C—H bonds. Any assumption must be artificial, since there is no way of actually obtaining this information, and indeed the question has no real meaning. If we make the assumption that E for each of the C—H bonds is the same as E for the C—H bond in methane (99.5 kcal mol⁻¹ or 416 kJ mol⁻¹), then 6×99.5 (or 416) = 597.0 (or 2498), leaving 79.1 kcal mol⁻¹ (331 kJ mol⁻¹) for the C—C bond. However, a similar calculation for propane gives a value of 80.3 (or 336) for the

⁹⁰Cohen, N.; Benson, S.W. *Chem. Rev.* **1993**, 93, 2419; Korth, H.-G.; Sicking, W. *J. Chem. Soc. Perkin Trans. 2* **1997**, 715.

⁹¹Matsunaga, N.; Rogers, D.W.; Zavitsas, A.A. *J. Org. Chem.* **2003**, 68, 3158.

⁹²For the four steps, D values are 101 to 102, 88, 124, and 80 kcal mol⁻¹ (423–427, 368, 519, and 335 kJ mol⁻¹), respectively, though the middle values are much less reliable than the other two: Knox, B.E.; Palmer, H.B. *Chem. Rev.* **1961**, 61, 247; Brewer, R.G.; Kester, F.L. *J. Chem. Phys.* **1964**, 40, 812; Linevsky, M.J. *J. Chem. Phys.* **1967**, 47, 3485.

⁹³For values of heats of combustion of large numbers of organic compounds: hydrocarbons and others, see Cox, J.D.; Pilcher, G., *Thermochemistry of Organic and Organometallic Compounds*, Academic Press, NY, **1970**; Domalski, E.S. *J. Phys. Chem. Ref. Data* **1972**, 1, 221–277. For large numbers of heats-of-formation values (from which heats of combustion are easily calculated) see Stull, D.R.; Westrum, Jr., E.F.; Sinke, G.C. *The Chemical Thermodynamics of Organic Compounds*, Wiley, NY, **1969**.

C—C bond, and for isobutane, the value is 81.6 (or 341). A consideration of heats of atomization of isomers also illustrates the difficulty. E values for the C—C bonds in pentane, isopentane, and neopentane, calculated from heats of atomization in the same way, are (at 25°C) 81.1, 81.8, and 82.4 kcal mol⁻¹ (339, 342, 345 kJ mol⁻¹), respectively, even though all of them have twelve C—H bonds and four C—C bonds.

These differences have been attributed to various factors caused by the introduction of new structural features. Thus isopentane has a tertiary carbon whose C—H bond does not have exactly the same amount of s character as the C—H bond in pentane, which for that matter contains secondary carbons not possessed by methane. It is known that D values, which *can* be measured, are not the same for primary, secondary, and tertiary C—H bonds (see Table 5.3). There is also the steric factor. Hence, it is certainly not correct to use the value of 99.5 kcal mol⁻¹ (416 kJ mol⁻¹) from methane as the E value for all C—H bonds. Several empirical equations have been devised that account for these factors; the total energy can be computed⁹⁴ if the proper set of parameters (one for each structural feature) is inserted. Of course, these parameters are originally calculated from the known total energies of some molecules which contain the structural feature.

Table 1.7 gives E values for various bonds. The values given are averaged over a large series of compounds. The literature contains charts that take account of

TABLE 1.7. Bond Energy E Values at 25°C for Some Important Bond Types^{95a}

Bond	kcal mol ⁻¹	kJ mol ⁻¹	Bond	kcal mol ⁻¹	kJ mol ⁻¹
O—H	110–111	460–464	C—S ⁹⁶	61	255
C—H	96–99	400–415	C—I	52	220
N—H	93	390	C≡C	199–200	835
S—H	82	340	C=C	146–151	610–630
C—F	—	—	C—C	83–85	345–355
C—H	96–99	400–415	C≡N	204	854
C—O	85–91	355–380	C=O	173–81	724–757
C—C	83–85	345–355	C=N ⁹⁷	143	598
C—Cl	79	330	O—O ⁹⁸	42.9	179.6 ± 4.5
C—N ⁹⁷	69–75	290–315			
C—Br	66	275			

^aThe E values are arranged within each group in order of decreasing strength. The values are averaged over a large series of compounds.

⁹⁴For a review, see Cox, J.D.; Pilcher, G. *Thermochemistry of Organic and Organometallic Compounds*, Academic Press, NY, **1970**, pp. 531–597. See also, Gasteiger, J.; Jacob, P.; Strauss, U. *Tetrahedron* **1979**, *35*, 139.

⁹⁵These values, except where noted, are from Lovering, E.G.; Laidler, K.J. *Can. J. Chem.* **1960**, *38*, 2367; Levi, G.I.; Balandin, A.A. *Bull. Acad. Sci. USSR, Div. Chem. Sci.* **1960**, 149.

⁹⁶Grelbig, T.; Pötter, B.; Seppelt, K. *Chem. Ber.* **1987**, *120*, 815.

⁹⁷Bedford, A.F.; Edmondson, P.B.; Mortimer, C.T. *J. Chem. Soc.* **1962**, 2927.

⁹⁸The average of the values obtained was $DH^{\circ}(\text{O—O})$. dos Santos, R.M.B.; Muralha, V.S.F.; Correia, C.F.; Simões, J.A.M. *J. Am. Chem. Soc.* **2001**, *123*, 12670.

hybridization (thus an sp^3 C—H bond does not have the same energy as an sp^2 C—H bond).⁹⁹ Bond dissociation energies, both calculated and experientially determined, are constantly being refined. Improved values are available for the O—O bond of peroxides,¹⁰⁰ the C—H bond in alkyl amines,¹⁰¹ the N—H bond in aniline derivatives,¹⁰² the N—H bond in protonated amines,¹⁰³ the O—H bond in phenols,¹⁰⁴ the C—H bond in alkenes,¹⁰⁵ amides and ketones,¹⁰⁶ and in CH_2X_2 and CH_3X derivatives (X = COOR, C=O, SR, NO_2 , etc.),¹⁰⁷ the O—H and S—H bonds of alcohols and thiols,¹⁰⁸ and the C—Si bond of aromatic silanes.¹⁰⁹ Solvent plays a role in the E values. When phenols bearing electron-releasing groups are in aqueous media, calculations show that the bond dissociation energies of decrease due to hydrogen-bonding interactions with water molecules, while electron-withdrawing substituents on the phenol increase the bond dissociation energies.¹¹⁰

Certain generalizations can be derived from the data in Table 1.7.

1. There is a correlation of bond strengths with bond distances. A comparison of Tables 1.5 and 1.7 shows that, in general, *shorter bonds are stronger bonds*. Since we have already seen that increasing s character shortens bonds (p. 24), it follows that bond strengths increase with increasing s character. Calculations show that ring strain has a significant effect on bond dissociation energy, particularly the C—H bond of hydrocarbons, because it forces the compound to adopt an undesirable hybridization.¹¹¹
2. Bonds become weaker as we move down the Periodic Table. Compare C—O and C—S, or the carbon–halogen bonds C—F, C—Cl, C—Br, C—I. This is a consequence of the first generalization, since bond distances must increase as we go down the periodic table because the number of inner electrons increases. However, it is noted that “high-level *ab initio* molecular-orbital calculations confirm that the effect of alkyl substituents on R—X bond dissociation energies varies according to the nature of X (the stabilizing

⁹⁹Cox, J.D.; Pilcher, G. *Thermochemistry of Organic and Organometallic Compounds*, Academic Press, NY, **1970**, pp. 531–597; Cox, J.D. *Tetrahedron* **1962**, *18*, 1337.

¹⁰⁰Bach, R.D.; Ayala, P.Y.; Schlegel, H.B. *J. Am. Chem. Soc.* **1996**, *118*, 12758.

¹⁰¹Wayner, D.D.M.; Clark, K.B.; Rauk, A.; Yu, D.; Armstrong, D.A. *J. Am. Chem. Soc.* **1997**, *119*, 8925. For the α C—H bond of tertiary amines, see Dombrowski, G.W.; Dinnocenzo, J.P.; Farid, S.; Goodman, J.L. Gould, I.R. *J. Org. Chem.* **1999**, *64*, 427.

¹⁰²Bordwell, F.G.; Zhang, X.-M.; Cheng, J.-P. *J. Org. Chem.* **1993**, *58*, 6410. See also, Li, Z.; Cheng, J.-P. *J. Org. Chem.* **2003**, *68*, 7350.

¹⁰³Liu, W.-Z.; Bordwell, F.G. *J. Org. Chem.* **1996**, *61*, 4778.

¹⁰⁴Lucarini, M.; Pedrielli, P.; Pedulli, G.F.; Cabiddu, S.; Fattuoni, C. *J. Org. Chem.* **1996**, *61*, 9259. For the O—H E of polymethylphenols, see de Heer, M.I.; Korth, H.-G.; Mulder, P. *J. Org. Chem.* **1999**, *64*, 6969.

¹⁰⁵Zhang, X.-M. *J. Org. Chem.* **1998**, *63*, 1872.

¹⁰⁶Bordwell, F.G.; Zhang, X.-M.; Filler, R. *J. Org. Chem.* **1993**, *58*, 6067.

¹⁰⁷Brocks, J.J.; Beckhaus, H.-D.; Beckwith, A.L.J.; Röchardt, C. *J. Org. Chem.* **1998**, *63*, 1935.

¹⁰⁸Hadad, C.M.; Rablen, P.R.; Wiberg, K.B. *J. Org. Chem.* **1998**, *63*, 8668.

¹⁰⁹Cheng, Y.-H.; Zhao, X.; Song, K.-S.; Liu, L.; Guo, Q.-X. *J. Org. Chem.* **2002**, *67*, 6638.

¹¹⁰Guerra, M.; Amorati, R.; Pedulli, G.F. *J. Org. Chem.* **2004**, *69*, 5460.

¹¹¹Feng, Y.; Liu, L.; Wang, J.-T.; Zhao, S.-W.; Guo, Q.X. *J. Org. Chem.* **2004**, *69*, 3129; Song, K.-S.; Liu, L.; Guo, Q.X. *Tetrahedron* **2004**, *60*, 9909.

influence of the ionic configurations to increase in the order $\text{Me} < \text{Et} < i\text{-Pr} < t\text{-Bu}$, accounting for the *increase* (rather than expected decrease) in the R–X bond dissociation energies with increasing alkylation in the R–OCH₃, R–OH, and R–F molecules. This effect of X can be understood in terms of the increasing contribution of the ionic R⁺X[−] configuration for electro-negative X substituents.”¹¹²

3. Double bonds are both shorter and stronger than the corresponding single bonds, but not twice as strong, because π overlap is less than σ overlap. This means that a σ bond is stronger than a π bond. The difference in energy between a single bond, say C–C, and the corresponding double bond is the amount of energy necessary to cause rotation around the double bond.¹¹³

¹¹²Coote, M.L.; Pross, A.; Radom, L. *Org. Lett.* **2003**, *5*, 4689.

¹¹³For a discussion of the different magnitudes of the bond energies of the two bonds of the double bond, see Miller, S.I. *J. Chem. Educ.* **1978**, *55*, 778.

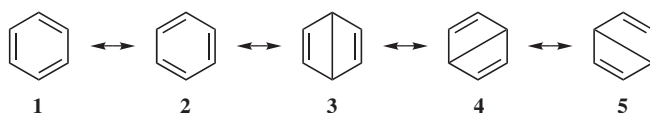
Delocalized Chemical Bonding

Although the bonding of many compounds can be adequately described by a single Lewis structure (p. 14), this is not sufficient for many other compounds. These compounds contain one or more bonding orbitals that are not restricted to two atoms, but that are spread out over three or more. Such bonding is said to be *delocalized*.¹ In this chapter, we will see which types of compounds must be represented in this way.

The two chief general methods of approximately solving the wave equation, discussed in Chapter 1, are also used for compounds containing delocalized bonds.² In the valence-bond method, several possible Lewis structures (called *canonical forms*) are drawn and the molecule is taken to be a weighted average of them. Each Ψ in Eq. (1.3), Chapter 1,

$$\Psi = c_1\psi_1 + c_1\psi_1 + \dots$$

represents one of these structures. This representation of a real structure as a weighted average of two or more canonical forms is called *resonance*. For benzene the canonical forms are **1** and **2**. Double-headed arrows (\leftrightarrow) are used to indicate resonance. When the wave equation is solved, it is found that the energy value obtained by considering that **1** and **2** participate equally is lower than that for **1** or **2** alone. If **3**, **4**, and **5** (called *Dewar structures*) are also considered, the value



¹The classic work on delocalized bonding is Wheland, G.W. *Resonance in Organic Chemistry*; Wiley, NY, 1955.

²There are other methods. For a discussion of the free-electron method, see Streitwieser Jr., A. *Molecular Orbital Theory for Organic Chemists*; Wiley, NY, 1961, pp. 27–29. For the nonpairing method, in which benzene is represented as having three electrons between adjacent carbons, see Hirst, D.M.; Linnett, J.W. *J. Chem. Soc.* 1962, 1035; Firestone, R.A. *J. Org. Chem.* 1969, 34, 2621.

is lower still. According to this method, **1** and **2** each contribute 39% to the actual molecule and the others 7.3% each.³ The carbon-carbon bond order is 1.463 (not 1.5, which would be the case if only **1** and **2** contributed). In the valence-bond method, the *bond order* of a particular bond is the sum of the weights of those canonical forms in which the bonds is double plus 1 for the single bond that is present in all of them.⁴ Thus, according to this picture, each C-C bond is not halfway between a single and a double bond but somewhat less. The energy of the actual molecule is obviously less than that of any one Lewis structure, since otherwise it would have one of those structures. The difference in energy between the actual molecule and the Lewis structure of lowest energy is called the *resonance energy*. Of course, the Lewis structures are not real, and their energies can only be estimated.

Qualitatively, the resonance picture is often used to describe the structure of molecules, but quantitative valence-bond calculations become much more difficult as the structures become more complicated (e.g., naphthalene, and pyridine). Therefore, the molecular-orbital method is used much more often for the solution of wave equations.⁵ If we look at benzene by this method (qualitatively), we see that each carbon atom, being connected to three other atoms, uses sp^2 orbitals to form σ bonds, so that all 12 atoms are in one plane. Each carbon has a p orbital (containing one electron) remaining and each of these can overlap equally with the two adjacent p orbitals. This overlap of six orbitals (see Fig. 2.1) produces six new orbitals, three of which (shown) are bonding. These three (called π orbitals) all occupy approximately the same space.⁶ One of the three is of lower energy than the other two, which are degenerate. They each have the plane of the ring as a node and so are in two parts, one above and one below the plane. The two orbitals of higher energy (Fig. 2.1*b* and *c*) also have another node. The six electrons that occupy this torus-shaped cloud are called the *aromatic sextet*. The carbon-carbon bond order for benzene, calculated by the molecular-orbital method, is 1.667.⁷

For planar unsaturated and aromatic molecules, many molecular-orbital calculations (*MO calculations*) have been made by treating the σ and π electrons separately. It is assumed that the σ orbitals can be treated as localized bonds and the

³Pullman, A. *Prog. Org. Chem.* **1958**, *4*, 31, p. 33.

⁴For a more precise method of calculating valence-bond orders, see Clarkson, D.; Coulson, C.A.; Goodwin, T.H. *Tetrahedron* **1963**, *19*, 2153. See also Herndon, W.C.; Párkányi, C. *J. Chem. Educ.* **1976**, *53*, 689.

⁵For a review of how MO theory explains localized and delocalized bonding, see Dewar, M.J.S. *Mol. Struct. Energ.*, **1988**, *5*, 1.

⁶According to the explanation given here, the symmetrical hexagonal structure of benzene is caused by both the σ bonds and the π orbitals. It has been contended, based on MO calculations, that this symmetry is caused by the σ framework alone, and that the π system would favor three localized double bonds: Shaik, S.S.; Hiberty, P.C.; Lefour, J.; Ohanessian, G. *J. Am. Chem. Soc.* **1987**, *109*, 363; Stanger, A.; Vollhardt, K.P.C. *J. Org. Chem.* **1988**, *53*, 4889. See also Cooper, D.L.; Wright, S.C.; Gerratt, J.; Raimondi, M. *J. Chem. Soc. Perkin Trans. 2* **1989**, 255, 263; Jug, K.; Köster, A.M. *J. Am. Chem. Soc.* **1990**, *112*, 6772; Aihara, J. *Bull. Chem. Soc. Jpn.* **1990**, *63*, 1956.

⁷The molecular-orbital method of calculating bond order is more complicated than the valence-bond method. See Pullman, A. *Prog. Org. Chem.* **1958**, *4*, 31, p. 36; Clarkson, D.; Coulson, C.A.; Goodwin, T.H. *Tetrahedron* **1963**, *19*, 2153.

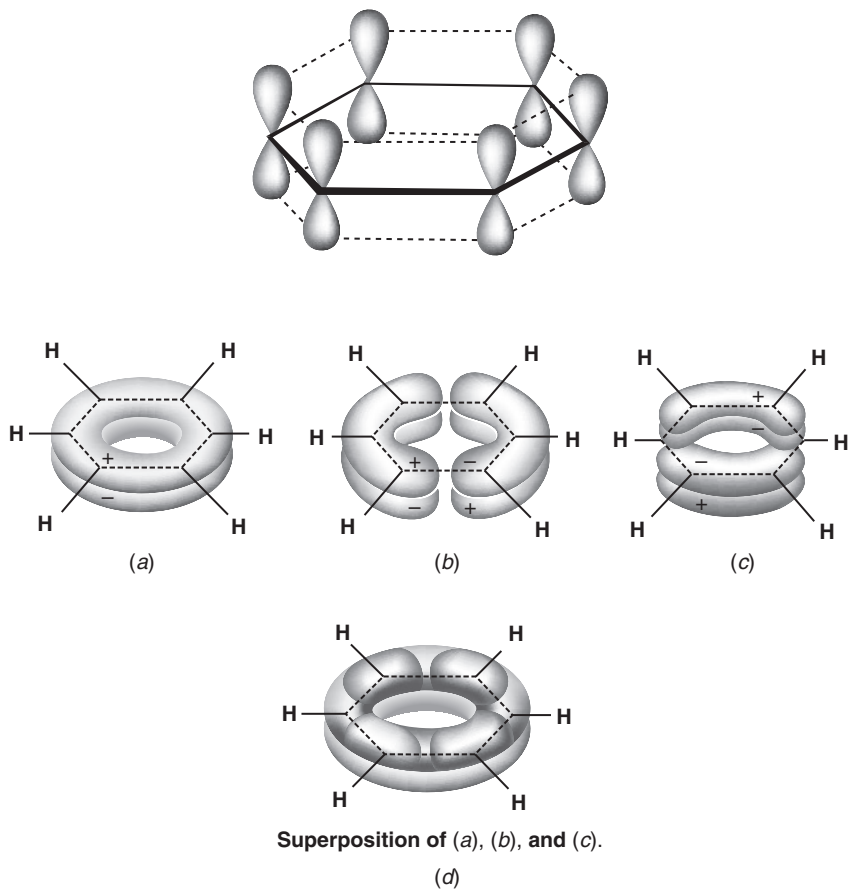


Fig. 2.1. The six p orbitals of benzene overlap to form three bonding orbitals, (a), (b), and (c). The three orbitals superimposed are shown in (d).

calculations involve only the π electrons. The first such calculations were made by Hückel; such calculations are often called *Hückel molecular-orbital (HMO) calculations*.⁸ Because electron–electron repulsions are either neglected or averaged out in the HMO method, another approach, the *self-consistent field (SCF)*, or *Hartree–Fock*, method, was devised.⁹ Although these methods give many useful results for

⁸See Yates, K. *Hückel Molecular Orbital Theory*, Academic Press, NY, **1978**; Coulson, C.A.; O’Leary, B.; Mallion, R.B. *Hückel Theory for Organic Chemists*, Academic Press, NY, **1978**; Lowry, T.H.; Richardson, K.S. *Mechanism and Theory in Organic Chemistry*, 3rd ed., Harper and Row, NY, **1987**, pp. 100–121.

⁹Roothaan, C.C.J. *Rev. Mod. Phys.* **1951**, *23*, 69; Pariser, R.; Parr, R.G. *J. Chem. Phys.* **1952**, *21*, 466, 767; Pople, J.A. *Trans. Faraday Soc.*, **1953**, *49*, 1375, *J. Phys. Chem.* **1975**, *61*, 6; Dewar, M.J.S. *The Molecular Orbital Theory of Organic Chemistry*; McGraw-Hill, NY, **1969**; Dewar, M.J.S., in *Aromaticity*, *Chem. Soc. Spec. Pub. no. 21*, **1967**, pp. 177–215.

planar unsaturated and aromatic molecules, they are often unsuccessful for other molecules; it would obviously be better if all electrons, both σ and π , could be included in the calculations. The development of modern computers has now made this possible.¹⁰ Many such calculations have been made¹¹ using a number of methods, among them an extension of the Hückel method (EHMO)¹² and the application of the SCF method to all valence electrons.¹³

One type of MO calculation that includes all electrons is called *ab initio*.¹⁴ Despite the name (which means “from first principles”) this type does involve assumptions, though not very many. It requires a large amount of computer time, especially for molecules that contain more than about five or six atoms other than hydrogen. Treatments that use certain simplifying assumptions (but still include all electrons) are called *semiempirical* methods.¹⁵ One of the first of these was called CNDO (Complete Neglect of Differential Overlap),¹⁶ but as computers have become more powerful, this has been superseded by more modern methods, including MINDO/3 (Modified Intermediate Neglect of Differential Overlap),¹⁷ MNDO (Modified Neglect of Diatomic Overlap),¹⁷ and AM1 (Austin Model 1), all of which were introduced by M.J. Dewar and co-workers.¹⁸ Semiempirical calculations are generally regarded as less accurate than *ab initio* methods,¹⁹ but are much faster and cheaper. Indeed, calculations for some very large molecules are possible only with the semiempirical methods.²⁰

Molecular-orbital calculations, whether by *ab initio* or semiempirical methods, can be used to obtain structures (bond distances and angles), energies (e.g., heats of formation), dipole moments, ionization energies, and other properties of molecules,

¹⁰For discussions of the progress made in quantum chemistry calculations, see Ramsden, C.A. *Chem. Ber.* **1978**, *14*, 396; Hall, G.G. *Chem. Soc. Rev.* **1973**, *2*, 21.

¹¹For a review of molecular-orbital calculations on saturated organic compounds, see Herndon, W.C. *Prog. Phys. Org. Chem.* **1972**, *9*, 99.

¹²Hoffmann, R. *J. Chem. Phys.* **1963**, *39*, 1397. See Yates, K. *Hückel Molecular Orbital Theory*, Academic Press, NY, **1978**, pp. 190–201.

¹³Dewar, M.J.S. *The Molecular Orbital Theory of Chemistry*, McGraw-Hill, NY, **1969**; Jaffé, H.H. *Acc. Chem. Res.* **1969**, *2*, 136; Kutzelnigg, W.; Del Re, G.; Berthier, G. *Fortschr. Chem. Forsch.* **1971**, *22*, 1.

¹⁴Hehre, W.J.; Radom, L.; Schleyer, P.v.R.; Pople, J.A. *Ab Initio Molecular Orbital Theory*, Wiley, NY, **1986**; Clark, T. *A Handbook of Computational Chemistry*, Wiley, NY, **1985**, pp. 233–317; Richards, W.G.; Cooper, D.L. *Ab Initio Molecular Orbital Calculations for Chemists*, 2nd ed., Oxford University Press: Oxford, **1983**.

¹⁵For a review, see Thiel, W. *Tetrahedron* **1988**, *44*, 7393.

¹⁶Pople, J.A.; Santry, D.P.; Segal, G.A. *J. Chem. Phys.* **1965**, *43*, S129; Pople, J.A.; Segal, G.A. *J. Chem. Phys.* **1965**, *43*, S136; **1966**, *44*, 3289; Pople, J.A.; Beveridge, D.L. *Approximate Molecular Orbital Theory*; McGraw-Hill, NY, **1970**.

¹⁷For a discussion of MNDO and MINDO/3, and a list of systems for which these methods have been used, with references, see Clark, T. *A Handbook of Computational Chemistry*, Wiley, NY, **1985**, pp. 93–232. For a review of MINDO/3, see Lewis, D.F.V. *Chem. Rev.* **1986**, *86*, 1111.

¹⁸First publications are, MINDO/3: Bingham, R.C.; Dewar, M.J.S.; Lo, D.H. *J. Am. Chem. Soc.* **1975**, *97*, 1285; MNDO: Dewar, M.J.S.; Thiel, W. *J. Am. Chem. Soc.* **1977**, *99*, 4899; AM1: Dewar, M.J.S.; Zoebisch, E.G.; Healy, E.F.; Stewart, J.J.P. *J. Am. Chem. Soc.* **1985**, *107*, 3902.

¹⁹See, however, Dewar, M.J.S.; Storch, D.M. *J. Am. Chem. Soc.* **1985**, *107*, 3898.

²⁰Clark, T. *A Handbook of Computational Chemistry*, Wiley, NY, **1985**, p. 141.

ions, and radicals: not only of stable ones, but also of those so unstable that these properties cannot be obtained from experimental measurements.²¹ Many of these calculations have been performed on transition states (p. 302); this is the only way to get this information, since transition states are not, in general, directly observable. Of course, it is not possible to check data obtained for unstable molecules and transition states against any experimental values, so that the reliability of the various MO methods for these cases is always a question. However, our confidence in them does increase when (1) different MO methods give similar results, and (2) a particular MO method works well for cases that can be checked against experimental methods.²²

Both the valence-bond and molecular-orbital methods show that there is delocalization in benzene. For example, each predicts that the six carbon-carbon bonds should have equal lengths, which is true. Since each method is useful for certain purposes, we will use one or the other as appropriate. Recent *ab initio*, SCF calculations confirms that the delocalization effect acts to strongly stabilize symmetric benzene, consistent with the concepts of classical resonance theory.²³

Bond Energies and Distances in Compounds Containing Delocalized Bonds

If we add the energies of all the bonds in benzene, taking the values from a source like Table 1.7, the value for the heat of atomization turns out to be less than that actually found in benzene (Fig. 2.2). The actual value is 1323 kcal mol⁻¹ (5535 kJ mol⁻¹). If we use *E* values for a C=C double bond obtained from cyclohexene (148.8 kcal mol⁻¹; 622.6 kJ mol⁻¹), a C-C single bond from cyclohexane (81.8 kcal mol⁻¹, 342 kJ mol⁻¹), and C-H bonds from methane (99.5 kcal mol⁻¹, 416 kJ mol⁻¹), we get a total of 1289 kcal mol⁻¹ (5390 kJ mol⁻¹) for structure **1** or **2**. By this calculation the resonance energy is 34 kcal mol⁻¹ (145 kJ mol⁻¹). Of course, this is an arbitrary calculation since, in addition to the fact that we are calculating a heat of atomization for a nonexistent structure (**1**), we are forced to use *E* values that themselves do not have a firm basis in reality. The actual C-H bond energy for benzene has been measured to be 113.5 ± 0.5 kcal mol⁻¹ at 300 K and estimated to be 112.0 ± 0.6 kcal mol⁻¹ (469 kJ mol⁻¹) at 0 K.²⁴ The resonance energy can never be measured, only estimated, since we can measure the heat of atomization of the real molecule but can only make an intelligent guess at that of the Lewis structure of lowest energy.

²¹Another method of calculating such properties is molecular mechanics (p. \$\$\$).

²²Dias, J.R. *Molecular Orbital Calculations Using Chemical Graph Theory*, Springer-Verlag, Berlin, **1993**.

²³Glendening, E.D.; Faust, R.; Streitwieser, A.; Vollhardt, K.P.C.; Weinhold, F. *J. Am. Chem. Soc.* **1993**, *115*, 10952.

²⁴Davico, G.E.; Bierbaum, V.M.; DePuy, C.H.; Ellison, G.B.; Squires, R.R. *J. Am. Chem. Soc.* **1995**, *117*, 2590. See also Barckholtz, C.; Barckholtz, T.A.; Hadad, C.M. *J. Am. Chem. Soc.* **1999**, *121*, 491; Pratt, D.A.; DiLabio, G.A.; Mulder, P.; Ingold, K.U. *Acc. Chem. Res.* **2004**, *37*, 334.

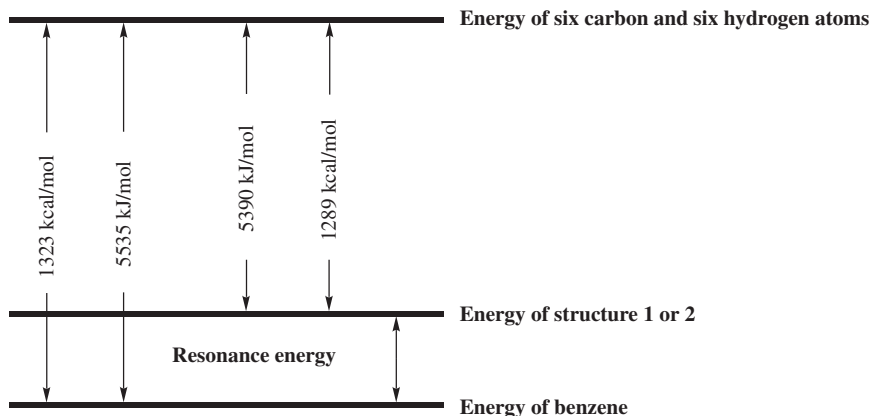


Fig. 2.2. Resonance energy in benzene.

Another method frequently used for estimation of resonance energy involves measurements of heats of hydrogenation.²⁵ Thus, the heat of hydrogenation of cyclohexene is $28.6 \text{ kcal mol}^{-1}$ (120 kJ mol^{-1}), so we might expect a hypothetical **1** or **2** with three double bonds to have a heat of hydrogenation of about $85.8 \text{ kcal mol}^{-1}$ (360 kJ mol^{-1}). The real benzene has a heat of hydrogenation of $49.8 \text{ kcal mol}^{-1}$ (208 kJ mol^{-1}), which gives a resonance energy of 36 kcal mol^{-1} (152 kJ mol^{-1}). By any calculation the real molecule is more stable than a hypothetical **1** or **2**.

The energies of the six benzene orbitals can be calculated from HMO theory in terms of two quantities, α and β . The parameter α is the amount of energy possessed by an isolated $2p$ orbital before overlap, while β (called the *resonance integral*) is an energy unit expressing the degree of stabilization resulting from π -orbital overlap. A negative value of β corresponds to stabilization, and the energies of the six orbitals are (lowest to highest): $\alpha + 2\beta$, $\alpha + \beta$, $\alpha + \beta$, $\alpha - \beta$, $\alpha - \beta$, and $\alpha - 2\beta$.²⁶ The total energy of the three occupied orbitals is $6\alpha + 8\beta$, since there are two electrons in each orbital. The energy of an ordinary double bond is $\alpha + \beta$, so that structure **1** or **2** has an energy of $6\alpha + 6\beta$. The resonance energy of benzene is therefore 2β . Unfortunately, there is no convenient way to calculate the value of β from molecular-orbital theory. It is often given for benzene as about 18 kcal mol^{-1} (76 kJ mol^{-1}); this number being one-half of the resonance energy calculated from heats of combustion or hydrogenation. Using modern *ab initio* calculations, bond resonance energies for many aromatic hydrocarbons other than benzene have been reported.²⁷

²⁵For a review of heats of hydrogenation, with tables of values, see Jensen, J.L. *Prog. Phys. Org. Chem.* **1976**, *12*, 189.

²⁶For the method for calculating these and similar results given in this chapter, see Higasi, K.; Baba, H.; Rembaum, A. *Quantum Organic Chemistry*, Interscience, NY, **1965**. For values of calculated orbital energies and bond orders for many conjugated molecules, see Coulson, C.A.; Streitwieser, Jr., A. *Dictionary of π Electron Calculations*, W.H. Freeman, San Francisco, **1965**.

²⁷Aihara, J-i. *J. Chem. Soc. Perkin Trans 2* **1996**, 2185.

Isodesmic and homodesmotic reactions are frequently used for the study of aromaticity from the energetic point of view.²⁸ However, the energy of the reactions used experimentally or in calculations may reflect only the relative aromaticity of benzene and not its absolute aromaticity. A new homodesmotic reactions based on radical systems predict an absolute aromaticity of $29.13 \text{ kcal mol}^{-1}$ ($121.9 \text{ kJ mol}^{-1}$) for benzene and an absolute antiaromaticity of $40.28 \text{ kcal mol}^{-1}$ ($168.5 \text{ kJ mol}^{-1}$) for cyclobutadiene at the MP4(SDQ)/6-31G-(*d,p*) level.²⁹

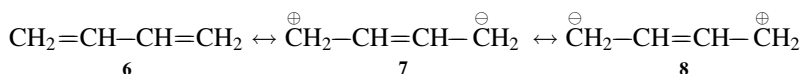
We might expect that in compounds exhibiting delocalization the bond distances would lie between the values given in Table 1.5. This is certainly the case for benzene, since the carbon-carbon bond distance is 1.40 \AA ,³⁰ which is between the 1.48 \AA for an sp^2-sp^2 C-C single bond and the 1.32 \AA of the sp^2-sp^2 C=C double bond.³¹

Kinds of Molecules That Have Delocalized Bonds

There are four main types of structure that exhibit delocalization:

1. *Double (or Triple) Bonds in Conjugation.*³² The double bonds in benzene are conjugated, of course, but the conjugation exists in acyclic molecules such as butadiene. In the molecular orbital picture (Fig. 2.3), the overlap of four orbitals gives two bonding orbitals that contain the four electrons and two vacant antibonding orbitals. It can be seen that each orbital has one more node than the one of next lower energy. The energies of the four orbitals are (lowest to highest): $\alpha + 1.618\beta$, $\alpha + 0.618\beta$, $\alpha - 0.618\beta$, and $\alpha - 1.618\beta$; hence the total energy of the two occupied orbitals is $4\alpha + 4.472\beta$. Since the energy of two isolated double bonds is $4\alpha + 4\beta$, the resonance energy by this calculation is 0.472β .

In the resonance picture, these structures are considered to contribute:



²⁸Hehre, W.J.; Ditchfield, R.; Radom, L.; Pople, J.A. *J. Am. Chem. Soc.* **1970**, *92*, 4796; Hehre, W.J.; Radom, L.; Pople, J.A. *J. Am. Chem. Soc.* **1971**, *93*, 289; George, P.; Trachtman, M.; Bock, C.W.; Brett, A.M. *Theor. Chim. Acta*, **1975**, *38*, 121; George, P.; Trachtman, M.; Bock, C.W.; Brett, A.M. *J. Chem. Soc. Perkin Trans. 2* **1976**, 1222; George, P.; Trachtman, M.; Brett, A.M.; Bock, C.W. *Tetrahedron* **1976**, *32*, 317; George, P.; Trachtman, M.; Brett, A.M.; Bock, C.W. *J. Chem. Soc. Perkin Trans. 2* **1977**, 1036.

²⁹Suresh, C.H.; Koga, N. *J. Org. Chem.* **2002**, *67*, 1965.

³⁰Bastiansen, O.; Fernholt, L.; Seip, H.M.; Kambara, H.; Kuchitsu, K. *J. Mol. Struct.* **1973**, *18*, 163; Tamagawa, K.; Iijima, T.; Kimura, M. *J. Mol. Struct.* **1976**, *30*, 243.

³¹The average C-C bond distance in aromatic rings is 1.38 \AA : Allen, F.H.; Kennard, O.; Watson, D.G.; Brammer, L.; Orpen, A.G.; Taylor, R. *J. Chem. Soc. Perkin Trans. 2* **1987**, p. S8.

³²For reviews of conjugation in open-chain hydrocarbons, see Simmons, H.E. *Prog. Phys. Org. Chem.* **1970**, *7*, 1; Popov, E.M.; Kogan, G.A. *Russ. Chem. Rev.* **1968**, *37*, 119.

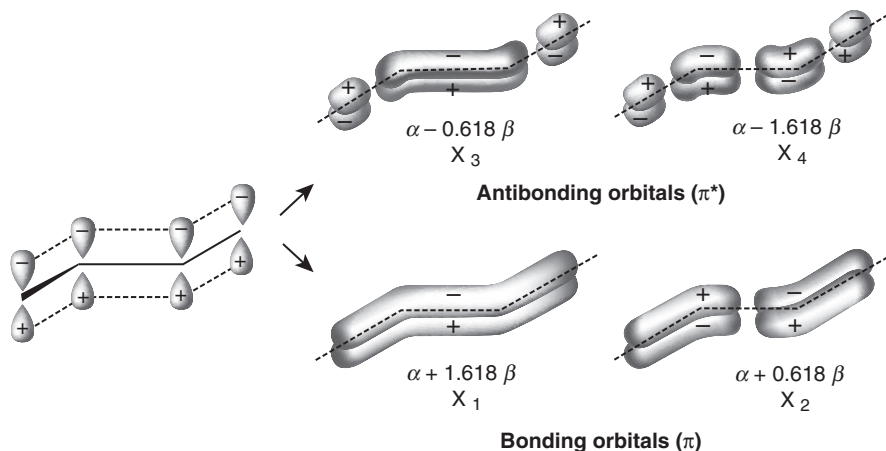


Fig. 2.3. The four π -orbitals of butadiene, formed by overlap of four p orbitals.

In either picture, the bond order of the central bond should be >1 and that of the other carbon–carbon bonds <2 , although neither predicts that the three bonds have equal electron density. Molecular-orbital bond orders of 1.894 and 1.447 have been calculated.³³

The existence of delocalization in butadiene and similar molecules has been questioned. The bond lengths in butadiene are 1.34 Å for the double bonds and 1.48 Å for the single bond.³⁴ Since the typical single-bond distance of a bond that is not adjacent to an unsaturated group is 1.53 Å (p. 26), it has been argued that the shorter single bond in butadiene provides evidence for resonance. However, this shortening can also be explained by hybridization changes (see p. 26); and other explanations have also been offered.³⁵ Resonance energies for butadienes, calculated from heats of combustion or hydrogenation, are only about 4 kcal mol⁻¹ (17 kJ mol⁻¹), and these values may not be entirely attributable to resonance. Thus, a calculation from heat of atomization data gives a resonance energy of 4.6 kcal mol⁻¹ (19 kJ mol⁻¹) for *cis*-1,3-pentadiene, and -0.2 kcal mol⁻¹ (-0.8 kJ mol⁻¹), for 1,4-pentadiene. These two compounds, each of which possesses two double bonds, two C–C single bonds, and eight C–H bonds, would seem to offer as similar a comparison as we could make of a conjugated with a nonconjugated compound, but they are nevertheless not strictly comparable. The former has three sp^3 C–H and five sp^2 C–H bonds, while the latter has two and six, respectively. Also, the two single C–C bonds

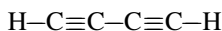
³³Coulson, C.A. *Proc. R. Soc. London, Ser. A* **1939**, 169, 413.

³⁴Marais, D.J.; Shepard, N.; Stoicheff, B.P. *Tetrahedron* **1962**, 17, 163.

³⁵Bartell, L.S. *Tetrahedron* **1978**, 34, 2891; *J. Chem. Educ.* **1968**, 45, 754; Wilson, E.B. *Tetrahedron* **1962**, 17, 191; Hughes, D.O. *Tetrahedron* **1968**, 24, 6423; Politzer, P.; Harris, D.O. *Tetrahedron* **1971**, 27, 1567.

of the 1,4-diene are both sp^2-sp^3 bonds, while in the 1,3-diene, one is sp^2-sp^3 and the other sp^2-sp^2 . Therefore, it may be that some of the already small value of 4 kcal mol^{-1} (17 kJ mol^{-1}) is not resonance energy but arises from differing energies of bonds of different hybridization.³⁶

Although bond distances fail to show it and the resonance energy is low, the fact that butadiene is planar³⁷ shows that there is some delocalization, even if not as much as previously thought. Similar delocalization is found in other conjugated systems (e.g., $\text{C}=\text{C}-\text{C}=\text{O}$ ³⁸ and $\text{C}=\text{C}-\text{C}=\text{N}$), in longer systems with three or more multiple bonds in conjugation, and where double or triple bonds are conjugated with aromatic rings. Diynes such as 1,3-butadiyne (**9**) are another example of conjugated molecules. Based on calculations, Rogers et al. reported that the conjugation stabilization of 1,3-butadiyne is zero.³⁹ Later calculations concluded that consideration of hyperconjugative interactions provides a more refined measure of conjugative stabilization.⁴⁰ When this measure is used, the conjugation energies of the isomerization and hydrogenation reactions considered agree with a conjugative stabilization of 9.3 ($0.5 \text{ kcal mol}^{-1}$ for diynes and 8.2 ($0.1 \text{ kcal mol}^{-1}$ for dienes.



9

- 2. Double (or Triple) Bonds in Conjugation with a *p* Orbital on an Adjacent Atom.** Where a *p* orbital is on an atom adjacent to a double bond, there are three parallel *p* orbitals that overlap. As previously noted, it is a general rule that the overlap of *n* atomic orbitals creates *n* molecular orbitals, so overlap of a *p* orbital with an adjacent double bond gives rise to three new orbitals, as

³⁶For negative views on delocalization in butadiene and similar molecules, see Dewar, M.J.S.; Gleicher, G.J. *J. Am. Chem. Soc.* **1965**, *87*, 692; Brown, M.G. *Trans. Faraday Soc.* **1959**, *55*, 694; Somayajulu, G.R. *J. Chem. Phys.* **1959**, *31*, 919; Mikhailov, B.M. *J. Gen. Chem. USSR* **1966**, *36*, 379. For positive views, see Miyazaki, T.; Shigetani, T.; Shinoda, H. *Bull. Chem. Soc. Jpn.* **1971**, *44*, 1491; Berry, R.S. *J. Chem. Phys.* **1962**, *30*, 936; Kogan, G.A.; Popov, E.M. *Bull. Acad. Sci. USSR Div. Chem. Sci.* **1964**, 1306; Altmann, J.A.; Reynolds, W.F. *J. Mol. Struct.*, **1977**, *36*, 149. In general, the negative argument is that resonance involving excited structures, such as **7** and **8**, is unimportant. See rule 6 on p. \$\$\$\$. An excellent discussion of the controversy is found in Popov, E.M.; Kogan, G.A. *Russ. Chem. Rev.* **1968**, *37*, 119, pp. 119–124.

³⁷Marais, D.J.; Sheppard, N.; Stoicheff, B.P. *Tetrahedron* **1962**, *17*, 163; Fisher, J.J.; Michl, J. *J. Am. Chem. Soc.* **1987**, *109*, 1056; Wiberg, K.B.; Rosenberg, R.E.; Rablen, P.R. *J. Am. Chem. Soc.* **1991**, *113*, 2890.

³⁸For a treatise on $\text{C}=\text{C}-\text{C}=\text{O}$ systems, see Patai, S.; Rappoport, Z. *The Chemistry of Enones*, two parts; Wiley, NY, **1989**.

³⁹Rogers, D.W.; Matsunaga, N.; Zavitsas, A.A.; McLafferty, F.J.; Liebman, J.F. *Org. Lett.* **2003**, *5*, 2373; Rogers, D.W.; Matsunaga, N.; McLafferty, F.J.; Zavitsas, A.A.; Liebman, J.F. *J. Org. Chem.* **2004**, *69*, 7143.

⁴⁰Jarowski, P.D.; Wodrich, M.D.; Wannere, C.S.; Schleyer, P.v.R.; Houk, K.N. *J. Am. Chem. Soc.* **2004**, *126*, 15036.

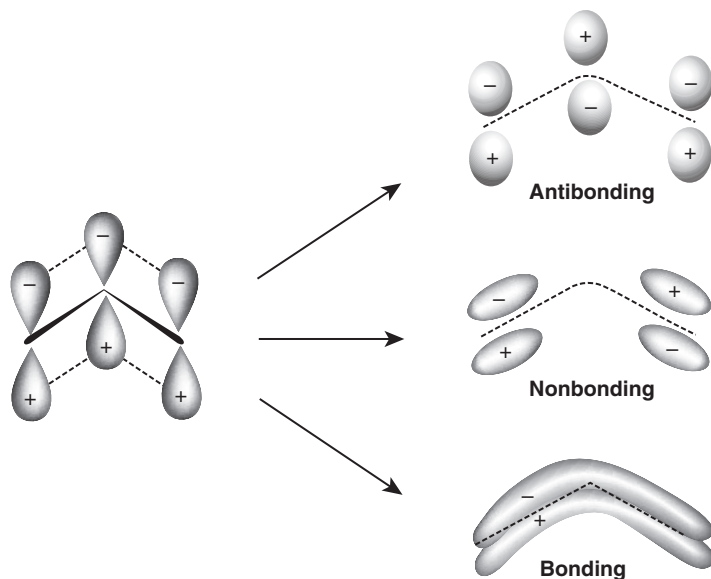
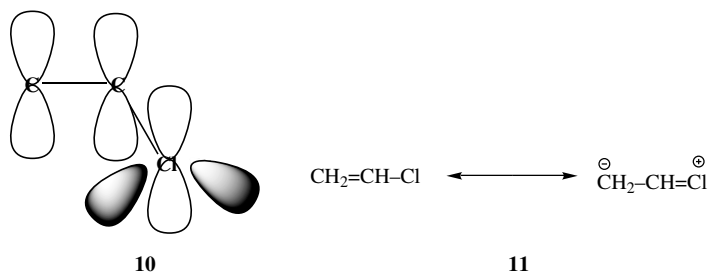


Fig. 2.4. The three orbitals of an allylic carbon, formed by overlap of three p orbitals.

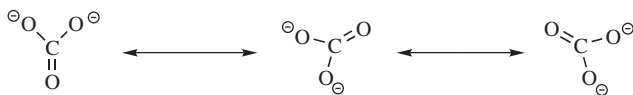
shown in Fig. 2.4. The middle orbital is a *nonbonding orbital* of zero bonding energy. The central carbon atom does not participate in the nonbonding orbital.

There are three cases: the original p orbital may have contained two, one, or no electrons. Since the original double bond contributes two electrons, the total number of electrons accommodated by the new orbitals is four, three, or two. A typical example of the first situation is vinyl chloride $\text{CH}_2=\text{CH}-\text{Cl}$. Although the p orbital of the chlorine atom is filled, it still overlaps with the double bond (see **10**). The four electrons occupy the two molecular orbitals of lowest energies. This is our first example of resonance involving overlap between unfilled orbitals and a *filled* orbital. Canonical forms for vinyl chloride are shown in **11**.



Any system containing an atom that has an unshared pair and that is directly attached to a multiple-bond atom can show this type of delocalization.

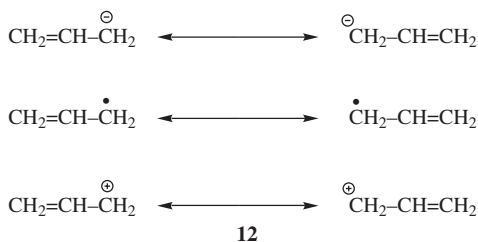
Another example is the carbonate ion:



The bonding in allylic carbanions, for example, $\text{CH}_2=\text{CH}-\text{CH}_2^-$, is similar.

The other two cases, where the original p orbital contains only one or no electron, are generally found only in free radicals and cations, respectively. Allylic free radicals have one electron in the nonbonding orbital. In allylic cations this orbital is vacant and only the bonding orbital is occupied. The orbital structures of the allylic carbanion, free radical, and cation differ from each other, therefore, only in that the nonbonding orbital is filled, half-filled, or empty. Since this is an orbital of zero bonding energy, it follows that the bonding π energies of the three species relative to electrons in the $2p$ orbitals of free atoms are the same. The electrons in the nonbonding orbital do not contribute to the bonding energy, positively or negatively.⁴¹

By the resonance picture, the three species may be described as having double bonds in conjugation with, respectively, an unshared pair, an unpaired electron, and an empty orbital as in the allyl cation **12** (see Chapter 5).

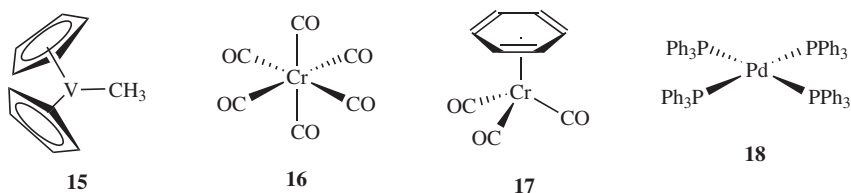
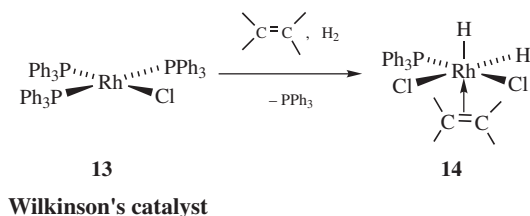


- 3. π -Allyl and Other η -Complexes.** In the presence of transition metals, delocalized cations are stabilized by donating electrons to the metal.⁴² In a C–Metal bond, such as $\text{H}_3\text{C}-\text{Fe}$, the carbon donates (shares) one electron with them metal, and is considered to be a one-electron donor. With a π -bond, such as that found in ethylene, both electrons can be donated to the metal to

⁴¹It has been contended that here too, as with the benzene ring (Ref. 6), the geometry is forced upon allylic systems by the σ framework, and not the π system: Shaik, S.S.; Hiberty, P.C.; Ohanessian, G.; Lefour, J. *Nouv. J. Chim.*, **1985**, *9*, 385. It has also been suggested, on the basis of ab initio calculations, that while the allyl cation has significant resonance stabilization, the allyl anion has little stabilization: Wiberg, K.B.; Breneman, C.M.; LePage, T.J. *J. Am. Chem. Soc.* **1990**, *112*, 61.

⁴²Crabtree, R.H. *The Organometallic Chemistry of the Transition Metals*, Wiley-Interscience, NY, **2005**; Hill, A.F. *Organotransition Metal Chemistry*, Wiley Interscience, Canberra, **2002**.

form a complex such as **14** by reaction of Wilkinson's catalyst (**13**) with an alkene and hydrogen gas,⁴³ and the π -bond is considered to be a two-electron donor. In these two cases, the electron donating ability of the group coordinated to the metal (the ligand) is indicated by terminology η^1 , η^2 , η^3 , and so on, for a one-, two-, and three-electron donor, respectively.



Ligands can therefore be categorized as η -ligands according to their electron donation to the metal. A hydrogen atom (as in **14**) or a halogen ligand (as in **13**) are η^1 ligands and an amine (NR_3), a phosphine (PR_3 , as in **13**, **14**, and **18**), CO (as in **16** or **17**), an ether (OR_2) or a thioether (SR_2) are η^2 ligands. Hydrocarbon ligands include alkyl (as the methyl in **15**) or aryl with a C-metal bond (η^1), alkenes or carbenes (η^2 , see p. 116), π -allyl (η^3), conjugated dienes such as 1,3-butadiene (η^4), cyclopentadienyl (η^5 , as in **15** and see p 63), and arenes or benzene (η^6).⁴⁴ Note that in the formation of **14** from **13**, the two electron donor alkene displaces a two-electron donor phosphine. Other typical complexes include chromium hexacarbonyl $\text{Cr}(\text{CO})_6$ (**16**), with six η^2 -CO ligands; η^6 - $\text{C}_6\text{H}_6\text{Cr}(\text{CO})_3$ (**18**), and *tetrakis*-triphenylphosphinopalladium (0), **17**, with four η^2 -phosphine ligands.

In the context of this section, the electron-delocalized ligand π -allyl (**12**) is an η^3 donor and it is well known that allylic halides react with PdCl_2 to form a *bis*- η^3 -complex **19** (see the 3D model **20**).⁴⁵ Complexes, such as **19**, react with nucleophiles to give the corresponding coupling product (**10–60**).⁴⁶ The

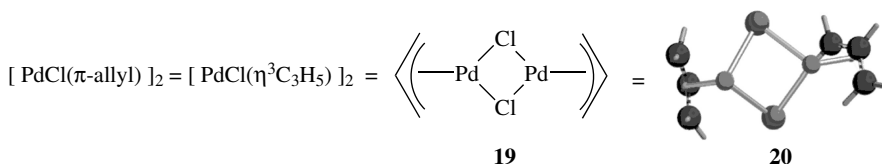
⁴³Jardine, F.H., Osborn, J.A.; Wilkinson, G.; Young, G.F. *Chem. Ind. (London)* **1965**, 560; Imperial Chem. Ind. Ltd., *Neth. Appl.* 6,602,062 [*Chem. Abstr.*, 66: 10556y **1967**]; Bennett, M.A.; Longstaff, P.A. *Chem. Ind.* **1965**, 846.

⁴⁴Davies, S.G. *Organotransition Metal Chemistry*, Pergamon, Oxford, **1982**, p. 4.

⁴⁵Trost, B.M.; Strege, P.E.; Weber, L.; Fullerton, T.J.; Dietsche, T.J. *J. Am. Chem. Soc.* **1978**, 100, 3407.

⁴⁶Trost, B.M.; Weber, L.; Strege, P.E.; Fullerton, T.J.; Dietsche, T.J. *J. Am. Chem. Soc.*, **1978** 100, 3416.

reaction of allylic acetates or carbons and a catalytic amount of palladium (0) compounds also lead to an η^3 -complex that can react with nucleophiles.⁴⁷

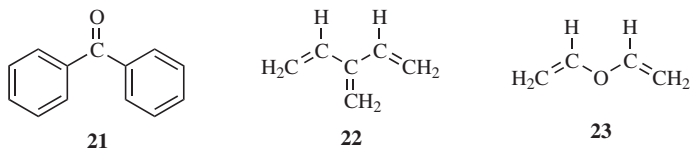


4. *Hyperconjugation*. The type of delocalization called *hyperconjugation*, is discussed on p. 95.

We will find examples of delocalization that cannot be strictly classified as belonging to any of these types.

Cross Conjugation⁴⁸

In a cross-conjugated compound, three groups are present, two of which are not conjugated with each other, although each is conjugated with the third. Some examples⁴⁹ are benzophenone (**21**), triene **22** and divinyl ether **23**. Using the



molecular-orbital method, we find that the overlap of six *p* orbitals in **22** gives six molecular orbitals, of which the three bonding orbitals are shown in Fig. 2.5, along with their energies. Note that two of the carbon atoms do not participate in the $\alpha + \beta$ orbital. The total energy of the three occupied orbitals is $6\alpha + 6.900\beta$, so the resonance energy is 0.900β . Molecular-orbital bond orders are 1.930 for the C-1,C-2 bond, 1.859 for the C-3,C-6 bond and 1.363 for the C-2,C-3 bond.⁴⁹ Comparing these values with those for butadiene (p. 39), we see that the C-1,C-2 bond contains more and the C-3,C-6 bond less double-bond character than the double bonds in butadiene. The resonance picture supports this conclusion, since each C-1,C-2 bond is double in three of the five canonical forms, while the C-3,C-6 bond is double in only one. In most cases, it is easier to treat cross-conjugated

⁴⁷Melpolder, J.B.; Heck, R.F. *J. Org. Chem.* **1976**, *41*, 265; Trost, B.M.; Verhoeven, T.R. *J. Am. Chem. Soc.*, **1976**, *98*, 630; **1978**, *100*, 3435; Takahashi, K.; Miyake, A.; Hata, G. *Bull. Chem. Soc. Jpn.* **1970**, *45*, 230, 1183; Trost, B.M.; Verhoeven, T.R. *J. Org. Chem.* **1976**, *41*, 3215; Trost, B.M.; Verhoeven, T.R. *J. Am. Chem. Soc.* **1980**, *102*, 4730.

⁴⁸For a discussion, see Phelan, N.F.; Orchin, M. *J. Chem. Educ.* **1968**, *45*, 633.

⁴⁹Compound **22** is the simplest of a family of cross-conjugated alkenes, called dendralenes. For a review of these compounds, see Hopf, H. *Angew. Chem. Int. Ed.* **1984**, *23*, 948.

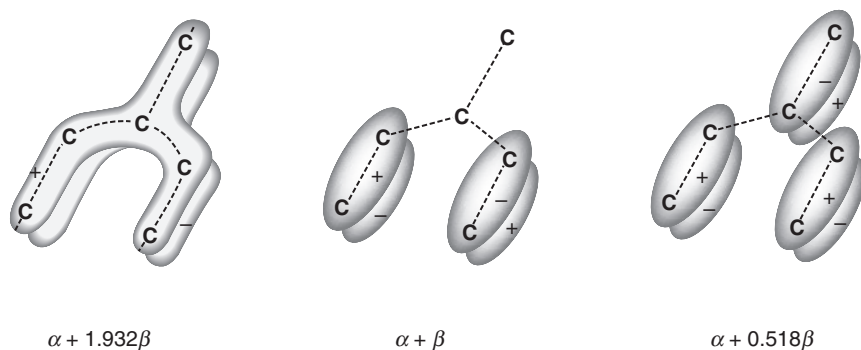
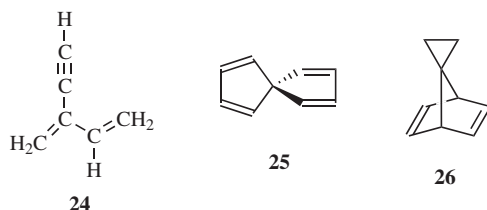


Fig. 2.5. The three bonding orbitals of 3-methylene-1,4-pentadiene (**22**).

molecules by the molecular-orbital method than by the valence-bond method.



One consequence of this phenomenon is that the cross-conjugated C=C unit has a slightly longer bond length than the noncross conjugated bond. In **24**, for example, the cross-conjugated bond is $\sim 0.01 \text{ \AA}$ longer.⁵⁰ The conjugative effect of a C=C or C \equiv C unit can be measured. An ethenyl substituent on a conjugated enone contributes $4.2 \text{ kcal mol}^{-1}$ and an ethynyl substituent has a more variable effect but contributes $\sim 2.3 \text{ kcal mol}^{-1}$.⁵¹

The phenomenon of homoconjugation is related to cross-conjugation in that there are C=C units in close proximity, but not conjugated one to the other. Homoconjugation arises when the termini of two orthogonal π -systems are held in close proximity by being linked by a spiro-tetrahedral carbon atom.⁵² Spiro[4.4]nonatetraene (**25**)⁵³ is an example and it is known that the HOMO (p. 1208) of **25** is raised relative to cyclopentadiene, whereas the LUMO is unaffected⁵⁴ Another example

⁵⁰Trættemberg, M.; Hopf, H. *Acta Chem. Scand. B* **1994**, *48*, 989.

⁵¹Trættemberg, M.; Liebman, J.F.; Hulce, M.; Bohn, A.A.; Rogers, D.W. *J. Chem. Soc. Perkin Trans. 2* **1997**, 1925.

⁵²Simons, H.E.; Fukunaga, R. *J. Am. Chem. Soc.* **1967**, *89*, 5208; Hoffmann, R.; Imamura, A.; Zeiss, G.D. *J. Am. Chem. Soc.* **1967**, *89*, 5215; Durr, H.; Gleiter, R. *Angew. Chem. Int. Ed.* **1978**, *17*, 559.

⁵³For the synthesis of this molecule, see Semmelhack, M.F.; Foos, J.S.; Katz, S. *J. Am. Chem. Soc.* **1973**, *95*, 7325.

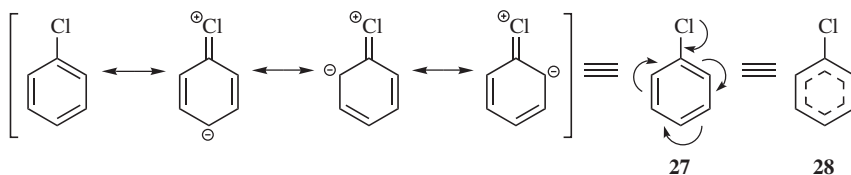
⁵⁴Raman, J.V.; Nielsen, K.E.; Randall, L.H.; Burke, L.A.; Dmitrienko, G.I. *Tetrahedron Lett.* **1994**, *35*, 5973.

is **26**, where there are bond length distortions caused by electronic interactions between the unsaturated bicyclic moiety and the cyclopropyl moiety.⁵⁵ It is assumed that cyclopropyl homoconjugation is responsible for this effect.

The Rules of Resonance

We have seen that one way of expressing the actual structure of a molecule containing delocalized bonds is to draw several possible structures and to assume that the actual molecule is a hybrid of them. These canonical forms have no existence except in our imaginations. The molecule does *not* rapidly shift between them. It is *not* the case that some molecules have one canonical form and some another. All the molecules of the substance have the same structure. That structure is always the same all the time and is a weighted average of all the canonical forms. In drawing canonical forms and deriving the true structures from them, we are guided by certain rules, among them the following:

1. All the canonical forms must be bona fide Lewis structures (see p. 14). For example, none of them may have a carbon with five bonds.
2. The positions of the nuclei must be the same in all the structures. This means that when we draw the various canonical forms, all we are doing is putting in the *electrons* in different ways. For this reason, shorthand ways of representing resonance are easy to devise:



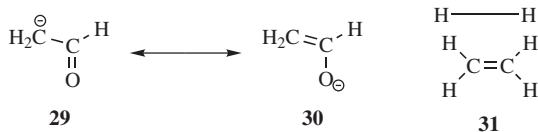
The resonance interaction of chlorine with the benzene ring can be represented as shown in **27** or **28** and both of these representations have been used in the literature to save space. However, we will not use the curved-arrow method of **27** since arrows will be used in this book to express the actual movement of electrons in reactions. We will use representations like **28** or else write out the canonical forms. The convention used in dashed-line formulas like **28** is that bonds that are present in all canonical forms are drawn as solid lines while bonds that are not present in all forms are drawn as dashed lines. In most resonance, σ bonds are not involved, and only the π or unshared electrons are put in, in different ways. This means that if we write one canonical form for a molecule, we can then write the others by merely moving π and unshared electrons.

⁵⁵Haumann, T.; Benet-Buchholz, J.; Klärner, F.-G.; Boese, R. *Liebigs Ann. Chem.* **1997**, 1429.

- All atoms taking part in the resonance, that is, covered by delocalized electrons, must lie in a plane or nearly so (see p. 48). This, of course, does not apply to atoms that have the same bonding in all the canonical forms. The reason for planarity is maximum overlap of the p orbitals.
- All canonical forms must have the same number of unpaired electrons. Thus $\bullet\text{CH}_2\text{—CH=CH—CH}_2\bullet$ is not a valid canonical form for butadiene.
- The energy of the actual molecule is lower than that of any form, obviously. Therefore, delocalization is a stabilizing phenomenon.⁵⁶
- All canonical forms do not contribute equally to the true molecule. Each form contributes in proportion to its stability, the most stable form contributing most. Thus, for ethylene, the form $^+\text{CH}_2\text{—CH}_2^-$ has such a high energy compared to $\text{CH}_2=\text{CH}_2$ that it essentially does not contribute at all. We have seen the argument that such structures do not contribute even in such cases as butadiene.³⁶ Equivalent canonical forms, such as **1** and **2**, contribute equally. The greater the number of significant structures that can be written and the more nearly equal they are, the greater the resonance energy, other things being equal.

It is not always easy to decide relative stabilities of imaginary structures; the chemist is often guided by intuition.⁵⁷ However, the following rules may be helpful:

- Structures with more covalent bonds are ordinarily more stable than those with fewer (cf. **6** and **7**).
- Stability is decreased by an increase in charge separation. Structures with formal charges are less stable than uncharged structures. Structures with more than two formal charges usually contribute very little. An especially unfavorable type of structure is one with two like charges on adjacent atoms.
- Structures that carry a negative charge on a more electronegative atom are more stable than those in which the charge is on a less electronegative atom. Thus, **30** is more stable than **29**. Similarly, positive charges are best carried on atoms of low electronegativity.



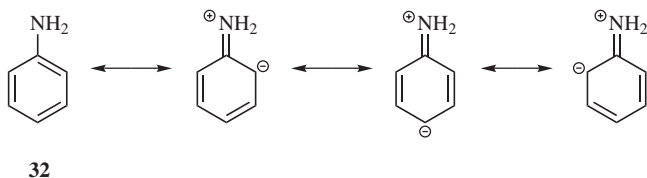
- Structures with distorted bond angles or lengths are unstable, for example, the structure **31** for ethane.

⁵⁶It has been argued that resonance is not a stabilizing phenomenon in all systems, especially in acyclic ions: Wiberg, K.B. *Chemtracts: Org. Chem.* **1989**, 2, 85. See also, Siggel, M.R.; Streitwieser Jr., A.; Thomas, T.D. *J. Am. Chem. Soc.* **1988**, 110, 8022; Thomas, T.D.; Carroll, T.X.; Siggel, M.R. *J. Org. Chem.* **1988**, 53, 1812.

⁵⁷A quantitative method for weighting canonical forms has been proposed by Gasteiger, J.; Saller, H. *Angew. Chem. Int. Ed.* **1985**, 24, 687.

The Resonance Effect

Resonance always results in a different distribution of electron density than would be the case if there were no resonance. For example, if **32** were the actual structure of aniline, the two unshared electrons of the nitrogen would reside



entirely on that atom. The structure of **32** can be represented as a hybrid that includes contributions from the canonical forms shown, indicating that the electron density of the unshared pair does not reside entirely on the nitrogen, but is spread over the ring. This decrease in electron density at one position (and corresponding increase elsewhere) is called the *resonance* or *mesomeric effect*. We loosely say that the NH_2 contributes or donates electrons to the ring by a resonance effect, although no actual contribution takes place. The “effect” is caused by the fact that the electrons are in a different place from that we would expect if there were no resonance. In ammonia, where resonance is absent, the unshared pair *is* located on the nitrogen atom. As with the field effect (p. 20), we think of a certain molecule (in this case ammonia) as a substrate and then see what happens to the electron density when we make a substitution. When one of the hydrogen atoms of the ammonia molecule is replaced by a benzene ring, the electrons are “withdrawn” by the resonance effect, just as when a methyl group replaces a hydrogen of benzene, electrons are “donated” by the field effect of the methyl. The idea of donation or withdrawal merely arises from the comparison of a compound with a closely related one or a real compound with a canonical form.

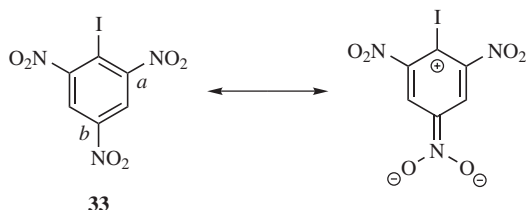
Steric Inhibition of Resonance and the Influences of Strain

Rule 3 states that all the atoms covered by delocalized electrons must lie in a plane or nearly so. Many examples are known where resonance is reduced or prevented because the atoms are sterically forced out of planarity.

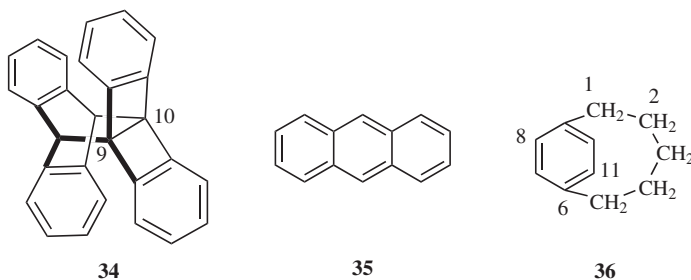
Bond lengths for the *o*- and *p*-nitro groups in picryl iodide are quite different.⁵⁸ Distance *a* in **33** is 1.45 Å, whereas *b* is 1.35 Å. This phenomenon can be explained if the oxygens of the *p*-nitro group are in the plane of the ring and thus in resonance with it, so that *b* has partial double-bond character, while the oxygens of the *o*-nitro

⁵⁸Wepster, B.M. *Prog. Stereochem.* **1958**, 2, 99, p. 125. For another example of this type of steric inhibition of resonance, see Exner, O.; Folli, U.; Marcaccioli, S.; Vivarelli, P. *J. Chem. Soc. Perkin Trans. 2* **1983**, 757.

groups are forced out of the plane by the large iodine atom.



The Dewar-type structure for the central ring of the anthracene system in **34** is possible only because the 9,10 substituents prevent the system from being planar.⁵⁹ **34** is the actual structure of the molecule and is not in resonance with forms like **35**, although in anthracene itself, Dewar structures and structures like **35** both contribute. This is a consequence of rule 2 (p. 46). In order for a **35**-like structure to contribute to resonance in **34**, the nuclei would have to be in the same positions in both forms.



Even the benzene ring can be forced out of planarity.⁶⁰ In [5]paracyclophane (**36**),⁶¹ the presence of a short bridge (this is the shortest para bridge known for a benzene ring) forces the benzene ring to become boat-shaped. The parent **36** has so far not proven stable enough for isolation, but a UV spectrum was obtained and showed that the benzene ring was still aromatic, despite the distorted ring.⁶² The 8,11-dichloro analog of **36** is a stable solid, and X-ray diffraction showed

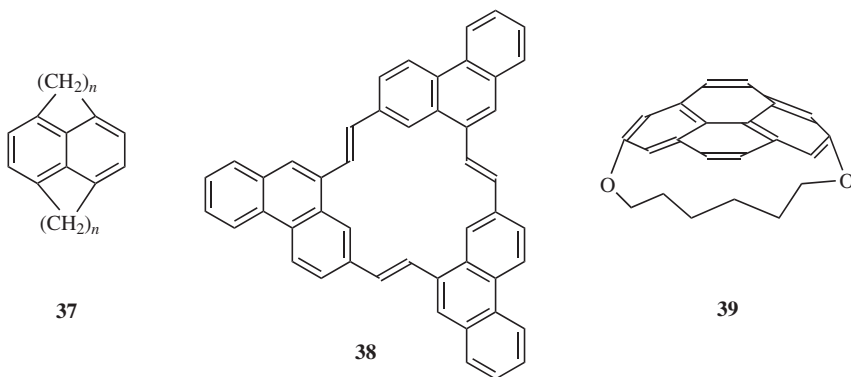
⁵⁹Applequist, D.E.; Searle, R. *J. Am. Chem. Soc.* **1964**, *86*, 1389.

⁶⁰For a review of planarity in aromatic systems, see Ferguson, G.; Robertson, J.M. *Adv. Phys. Org. Chem.* **1963**, *1*, 203.

⁶¹For a monograph, see Keehn, P.M.; Rosenfeld, S.M. *Cyclophanes*, 2 vols., Academic Press, NY, **1983**. For reviews, see Bickelhaupt, F. *Pure Appl. Chem.* **1990**, *62*, 373; Vögtle, F.; Hohner, G. *Top. Curr. Chem.* **1978**, *74*, 1; Cram, D.J.; Cram, J.M. *Acc. Chem. Res.* **1971**, *4*, 204; Vögtle, F.; Neumann, P. reviews in *Top. Curr. Chem.* **1983**, *113*, 1; **1985**, *115*, 1.

⁶²Jenneskens, L.W.; de Kanter, F.J.J.; Kraakman, P.A.; Turkenburg, L.A.M.; Koolhaas, W.E.; de Wolf, W.H.; Bickelhaupt, F.; Tobe, Y.; Kakiuchi, K.; Odaira, Y. *J. Am. Chem. Soc.* **1985**, *107*, 3716. See also Tobe, Y.; Kaneda, T.; Kakiuchi, K.; Odaira, Y. *Chem. Lett.* **1985**, 1301; Kostermans, G.B.M.; de Wolf, W.E.; Bickelhaupt, F. *Tetrahedron Lett.* **1986**, *27*, 1095; van Zijl, P.C.M.; Jenneskens, L.W.; Bastiaan, E.W.; MacLean, C.; de Wolf, W.E.; Bickelhaupt, F. *J. Am. Chem. Soc.* **1986**, *108*, 1415; Rice, J.E.; Lee, T.J.; Remington, R.B.; Allen, W.D.; Clabo Jr., D.A.; Schaefer III, H.F. *J. Am. Chem. Soc.* **1987**, *109*, 2902.

that the benzene ring is boat-shaped, with one end of the boat bending $\sim 27^\circ$ out of the plane, and the other $\sim 12^\circ$.⁶³ This compound too is aromatic, as shown by UV and NMR spectra. [6]Paracyclophanes are also bent,⁶⁴ but in [7]paracyclophanes the bridge is long enough so that the ring is only moderately distorted. Similarly, $[n,m]$ paracyclophanes (**37**), where n and m are both 3 or less (the smallest yet prepared is [2.2]paracyclophane), have bent (boat-shaped) benzene rings. All these compounds have properties that depart significantly from those of ordinary benzene compounds. Strained paracyclophanes exhibit both π - and σ -strain, and the effect of the two types of strain on the geometry is approximately additive.⁶⁵ In “belt” cyclophane **38**,⁶⁶ the molecule has a pyramidal structure with C_3 symmetry rather than the planar structure found in [18]-annulene. 1,8-Dioxa[8](2,70-pyrenophane (**39**)⁶⁷ is another severely distorted aromatic hydrocarbon, in which the bridge undergoes rapid pseudo-rotation (p. 212). A recent study showed that despite substantial changes in the hybridization of carbon atoms involving changes in the σ -electron structure of pyrenephane, such as **39**, the aromaticity of the system decreases slightly and regularly upon increasing the bend angle θ from 0 to 109.2° .⁶⁸ Heterocyclic paracyclophane analogs have been prepared, such as the report of $[2.n](2,5)$ pyridinophanes.⁶⁹



⁶³Jenneskens, L.W.; Klamer, J.C.; de Boer, H.J.R.; de Wolf, W.H.; Bickelhaupt, F.; Stam, C.H. *Angew. Chem. Int. Ed.* **1984**, *23*, 238.

⁶⁴See, for example, Liebe, J.; Wolff, C.; Krieger, C.; Weiss, J.; Tochtermann, W. *Chem. Ber.* **1985**, *118*, 4144; Tobe, Y.; Ueda, K.; Kakiuchi, K.; Odaira, Y.; Kai, Y.; Kasai, N. *Tetrahedron* **1986**, *42*, 1851.

⁶⁵Stanger, A.; Ben-Mergui, N.; Perl, S. *Eur. J. Org. Chem.* **2003**, 2709.

⁶⁶Meier, H.; Müller, K. *Angew. Chem. Int. Ed.*, **1995**, *34*, 1437.

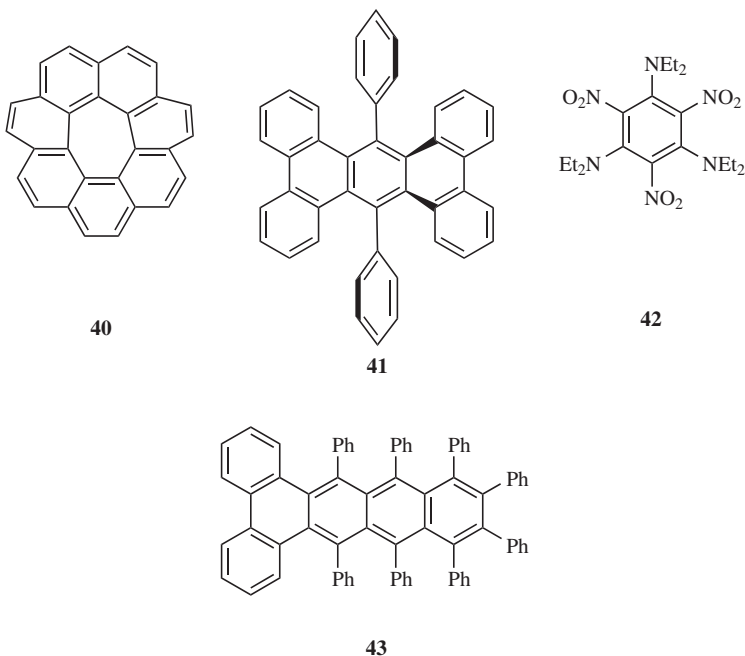
⁶⁷Bodwell, G.J.; Bridson, J.N.; Houghton, T.J.; Kennedy, J.W.J.; Mannion, M.R. *Angew. Chem. Int. Ed.*, **1996**, *35*, 1320.

⁶⁸Bodwell, G.J.; Bridson, J.N.; Cyranski, M.K.; Kennedy, J.W.J.; Krygowski, T.M.; Mannion, M.R.; Miller, D.O. *J. Org. Chem.* **2003**, *68*, 2089; Bodwell, G.J.; Miller, D.O.; Vermeij, R.J. *Org. Lett.* **2001**, *3*, 2093

⁶⁹Funaki, T.; Inokuma, S.; Ida, H.; Yonekura, T.; Nakamura, Y.; Nishimura, J. *Tetrahedron Lett.* **2004**, *45*, 2393.

There are many examples of molecules in which benzene rings are forced out of planarity, including 7-circulene (**40**),⁷⁰ 9,8-diphenyltetrabenz[*a,c,h,j*]anthracene (**41**),⁷¹ and **42**⁷² (see also p. 230). These have been called tormented aromatic systems.⁷³ The “record” for twisting an aromatic π -electron system appears to be 9,10,11,12,13,14,15,16-octaphenyldibenzo[*a,c*]naphthacene (**43**),⁷⁴ which has an end-to-end twist of 105° . This is >1.5 times as great as that observed in any previous polyaromatic hydrocarbon.

Perchlorotriphenylene has been reported in the literature and said to show severe molecular twisting, however, recent work suggests this molecule has not actually been isolated with perchlorofluorene-9-spirocyclohexa-2',5'-diene being formed instead.⁷⁵ The X-ray structure of the linear [3]phenylene (benzo[3,4]cyclobuta-[1,2-*b*]biphenylene, **44**) has been obtained, and it shows a relatively large degree of bond alternation while the center distorts to a cyclic bis-allyl frame.⁷⁶



⁷⁰Yamamoto, K.; Harada, T.; Okamoto, Y.; Chikamatsu, H.; Nakazaki, M.; Kai, Y.; Nakao, T.; Tanaka, M.; Harada, S.; Kasai, N. *J. Am. Chem. Soc.* **1988**, *110*, 3578.

⁷¹Pascal, Jr., R.A.; McMillan, W.D.; Van Engen, D.; Eason, R.G. *J. Am. Chem. Soc.* **1987**, *109*, 4660.

⁷²Chance, J.M.; Kahr, B.; Buda, A.B.; Siegel, J.S. *J. Am. Chem. Soc.* **1989**, *111*, 5940.

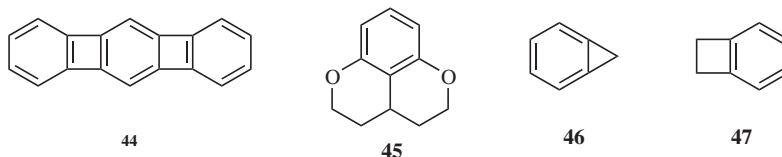
⁷³Pascal, Jr., R.A. *Pure Appl. Chem.* **1993**, *65*, 105.

⁷⁴Qiao, X.; Ho, D.M.; Pascal Jr., R.A. *Angew. Chem. Int. Ed.*, **1997**, *36*, 1531.

⁷⁵Campbell, M.S.; Humphries, R.E.; Munn, N.M. *J. Org. Chem.* **1992**, *57*, 641.

⁷⁶Schleifenbaum, A.; Feeder, N.; Vollhardt, K.P.C. *Tetrahedron Lett.* **2001**, *42*, 7329.

It is also possible to fuse strained rings on benzene, which induces great strain on the benzene ring. In **45**, the benzene ring is compressed by the saturated environment of the tetrahydropyran units. In this case, the strain leads to distortion of the benzene ring in **45** into a *boat* conformation.⁷⁷ Benzocyclopropene (**46**) and benzocyclobutene (**47**) are also molecules where the small annellated ring induces great strain on the benzene ring. In these cases, bonds of annellation and those adjacent to it are strained.



Strain-induced bond localization was introduced in 1930 by Mills and Nixon⁷⁸ and is commonly referred to as the *Mills–Nixon effect* (see Chapter 11, p. 677). Ortho-fused aromatic compounds, such as **46**, are known as cycloproparenes⁷⁹ and are highly strained. Cyclopropabenzene (**46**) is a stable molecule with a strain energy of 68 kcal mol⁻¹ (284.5 kJ mol⁻¹).⁸⁰ and the annellated bond is always the shortest, although in **47** the adjacent bond is the shortest.⁸¹ In cycloproparenes, there is the expectation of partial aromatic bond localization, with bond length alternation in the aromatic ring.⁸² When the bridging units are saturated, the benzene ring current is essentially unchanged, but annellation with one or more cyclobutadieno units disrupts the benzene ring current.⁸³ The chemistry of the cycloproparenes is dominated by the influence of the high strain energy. When fused to a benzene ring, the bicyclo[1.1.0]butane unit also leads to strain-induced localization of aromatic π -bonds.⁸⁴

$p\pi$ – $d\pi$ Bonding: Ylids

We have mentioned (p. 10) that, in general, atoms of the second row of the Periodic table do not form stable double bonds of the type discussed in Chapter 1

⁷⁷Hall, G.G. *J. Chem. Soc. Perkin Trans. 2* **1993**, 1491.

⁷⁸Mills, W. H.; Nixon, I.G. *J. Chem. Soc.* **1930**, 2510.

⁷⁹Halton, B. *Chem. Rev.* **2003**, *103*, 1327; Halton, B. *Chem. Rev.* **1989**, *89*, 1161, and reviews cited therein.

⁸⁰Billups, W.E.; Chow, W.Y.; Leavell, K.H.; Lewis, E.S.; Margrave, J.L.; Sass, R.L.; Shieh, J.J.; Wemess, P.G.; Wood, J.L. *J. Am. Chem. Soc.* **1973**, *95*, 7878.; Apeloig, Y.; Arad, D. *J. Am. Chem. Soc.* **1986**, *108*, 3241.

⁸¹Boese, R.; Bläser, D.; Billups, W.E.; Haley, M.M.; Maulitz, A.H.; Mohler, D.L.; Vollhardt, K.P.C. *Angew. Chem. Int. Ed.*, **1994**, *33*, 313.

⁸²Halton, B. *Pure Appl. Chem.* **1990**, *62*, 541; Stanger, A. *J. Am. Chem. Soc.* **1998**, *120*, 12034; Maksić, Z.B.; Eckert-Maksić, M.; Pfeifer, K.-H. *J. Mol. Struct.* **1993**, *300*, 445; Mó, M.; Yáñez, M.; Eckert-Maksić, M.; Maksić, Z.B. *J. Org. Chem.* **1995**, *60*, 1638; Eckert-Maksić, M.; Glasovac, Z.; Maksić, Z.B.; Zrinski, I. *J. Mol. Struct. (THEOCHEM)* **1996**, *366*, 173; Baldrige, K.K.; Siegel, J.S. *J. Am. Chem. Soc.* **1992**, *114*, 9583.

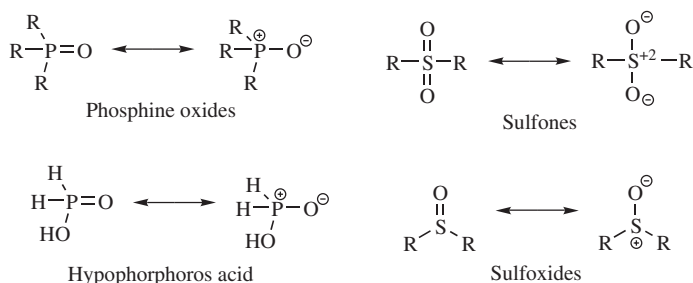
⁸³Soncini, A.; Havenith, R.W.A.; Fowler, P.W.; Jenneskens, L.W.; Steiner, E. *J. Org. Chem.* **2002**, *67*, 4753

⁸⁴Cohrs, C.; Reuchlein, H.; Musch, P.W.; Selinka, C.; Walfort, B.; Stalke, D.; Christl, M. *Eur. J. Org. Chem.* **2003**, 901.

(π bonds formed by overlap of parallel p orbitals). However, there is another type of double bond that is particularly common for the second-row atoms, sulfur and phosphorus. For example, such a double bond is found in the compound H_2SO_3 ,



as written on the left. Like an ordinary double bond, this double bond contains one s orbital, but the second orbital is not a π orbital formed by overlap of half-filled p orbitals; instead it is formed by overlap of a filled p orbital from the oxygen with an empty d orbital from the sulfur. It is called a $p\pi-d\pi$ orbital.⁸⁵ Note that we can represent this molecule by two canonical forms, but the bond is nevertheless localized, despite the resonance. Some other examples of $p\pi-d\pi$ bonding are Nitrogen



analogues are known for some of these phosphorus compounds, but they are less stable because the resonance is lacking. For example, amine oxides, analogues of phosphine oxides, can only be written $\text{R}_3\text{N}^+-\text{O}^-$. The $p\pi-d\pi$ canonical form is impossible since nitrogen is limited to eight outer-shell electrons.

In all the examples given above, the atom that donates the electron pair is oxygen and, indeed, oxygen is the most common such atom. But in another important class of compounds, called *ylids*, this atom is carbon.⁸⁶ There are three main types of ylids phosphorus,⁸⁷ nitrogen,⁸⁸ and sulfur ylids,⁸⁹ although

⁸⁵For a monograph, see Kwart, H.; King, K. *d-Orbitals in the Chemistry of Silicon, Phosphorus, and Sulfur*; Springer, NY, 1977.

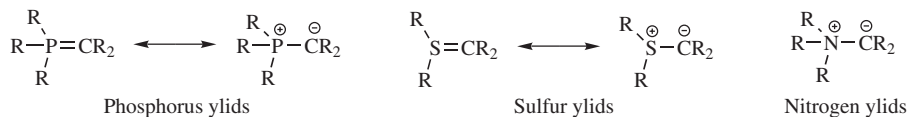
⁸⁶For a monograph, see Johnson, A.W. *Ylid Chemistry*; Academic Press, NY, 1966. For reviews, see Morris, D.G., *Surv. Prog. Chem.* **1983**, 10, 189; Hudson, R.F. *Chem. Br.*, **1971**, 7, 287; Lowe, P.A. *Chem. Ind. (London)* **1970**, 1070. For a review on the formation of ylids from the reaction of carbenes and carbenoids with heteroatom lone pairs, see Padwa, A.; Hornbuckle, S.F. *Chem. Rev.* **1991**, 91, 263.

⁸⁷Although the phosphorus ylid shown has three R groups on the phosphorus atom, other phosphorus ylids are known where other atoms, for example, oxygen, replace one or more of these R groups. When the three groups are all alkyl or aryl, the phosphorus ylid is also called a phosphorane.

⁸⁸For a review of nitrogen ylids, see Musker, W.K. *Fortschr. Chem. Forsch.* **1970**, 14, 295.

⁸⁹For a monograph on sulfur ylids, see Trost, B.M.; Melvin Jr., L.S. *Sulfur Ylids*; Academic Press, NY, 1975. For reviews, see Fava, A., in Bernardi, F.; Csizmadia, I.G.; Mangini, A. *Organic Sulfur Chemistry*; Elsevier, NY, **1985**, pp. 299–354; Belkin, Yu.V.; Polezhaeva, N.A. *Russ. Chem. Rev.* **1981**, 50, 481; Block, E. in Stirling, C.J.M. *The Chemistry of the Sulphonium Group*, part 2, Wiley, NY, **1981**, pp. 680–702; Block, E. *Reactions of Organosulfur Compounds*; Academic Press, NY, **1978**, pp. 91–127.

arsenic,⁹⁰ selenium, and so on, ylids are also known. Ylids may be defined as compounds in which a positively charged atom from group 15 or 16 of the Periodic table is connected to a carbon atom carrying an unshared pair of electrons. Because of $p\pi-d\pi$ bonding, two canonical forms can be written for phosphorus and sulfur, but there is only one for nitrogen ylids. Phosphorus ylids are much more stable than nitrogen ylids (see also p. 810). Sulfur ylids also have a low stability.



In almost all compounds that have $p\pi-d\pi$ bonds, the central atom is connected to four atoms or three atoms and an unshared pair and the bonding is approximately tetrahedral. The $p\pi-d\pi$ bond, therefore, does not greatly change the geometry of the molecule in contrast to the normal π bond, which changes an atom from tetrahedral to trigonal. Calculations show that nonstabilized phosphonium ylids have nonplanar ylidic carbon geometries whereas stabilized ylids have planar ylidic carbons.⁹¹

AROMATICITY⁹²

In the nineteenth century, it was recognized that aromatic compounds⁹³ differ greatly from unsaturated aliphatic compounds,⁹⁴ but for many years chemists

⁹⁰For reviews of arsenic ylids, see Lloyd, D.; Gosney, I.; Ormiston, R.A. *Chem. Soc. Rev.* **1987**, *16*, 45; Yaozeng, H.; Yanchang, S. *Adv. Organomet. Chem.* **1982**, *20*, 115.

⁹¹Bachrach, S.M. *J. Org. Chem.* **1992**, *57*, 4367.

⁹²Krygowski, T.M.; Cyrański, M.K.; Czarnocki, Z.; Häfeli, G.; Katritzky, A.R. *Tetrahedron* **2000**, *56*, 1783; Simkin, B.Ya.; Minkin, V.I.; Glukhovtsev, M.N., in *Advances in Heterocyclic Chemistry*, Vol. 56, Katritzky, A.R., Ed., Academic Press, San Diego, **1993**, pp 303–428; Krygowski, T.M.; Cyrański, M.K. *Chem. Rev.* **2001**, *101*, 1385; Katritzky, A.R.; Jug, K.; Oniciu, D.C. *Chem. Rev.* **2001**, *101*, 1421; Katritzky, A.R.; Karelson, M.; Wells, A.P. *J. Org. Chem.* **1996**, *61*, 1619. See also Cyrański, M.K.; Krygowski, T.M.; Katritzky, A.R.; Schleyer, P.v.R. *J. Org. Chem.* **2002**, *67*, 1333.

⁹³For books on Aromaticity, see Lloyd, D. *The Chemistry of Conjugated Cyclic Compounds*, Wiley, NY, **1989**; *Non-Benzenoid Conjugated Carbocyclic Compounds*, Elsevier, NY, **1984**; Garratt, P.J. *Aromaticity*, Wiley, NY, **1986**; Balaban, A.T.; Banciu, M.; Ciorba, V. *Annulenes, Benzo-, Hetero-, Homo-Derivatives and their Valence Isomers*, 3 vols., CRC Press, Boca Raton, FL **1987**; Badger, G.M. *Aromatic Character and Aromaticity*, Cambridge University Press, Cambridge, **1969**; Snyder, J.P. *Nonbenzenoid Aromatics*, 2 vols., Academic Press, NY, **1969–1971**; Bergmann, E.D.; Pullman, B. *Aromaticity, Pseudo-Aromaticity, and Anti-Aromaticity*, Israel Academy of Sciences and Humanities, Jerusalem, **1971**; *Aromaticity*; *Chem. Soc. Spec. Pub. No. 21*, **1967**. For reviews, see Gorelik, M.V. *Russ. Chem. Rev.* **1990**, *59*, 116; Stevenson, G.R. *Mol. Struct. Energ.*, **1986**, *3*, 57; Sondheimer, F. *Chimia*, **1974**, *28*, 163; Cresp, T.M.; Sargent, M.V. *Essays Chem.* **1972**, *4*, 91; Figeys, H.P. *Top. Carbocyclic Chem.* **1969**, *1*, 269; Garratt, P.J.; Sargent, M.V. papers in, *Top. Curr. Chem.* **1990**, 153 and *Pure Appl. Chem.* **1980**, *52*, 1397.

⁹⁴For an account of the early history of Aromaticity, see Snyder, J.P., in Snyder, J.P. *Nonbenzenoid Aromatics*, Vol. 1, Academic Press, NY, **1971**, pp. 1–31. See also Balaban, A.T. *Pure Appl. Chem.* **1980**, *52*, 1409.

were hard pressed to arrive at a mutually satisfactory definition of aromatic character.⁹⁵ Qualitatively, there has never been real disagreement. Definitions have taken the form that aromatic compounds are characterized by a special stability and that they undergo substitution reactions more easily than addition reactions. The difficulty arises because these definitions are vague and not easy to apply in borderline cases. Definitions of aromaticity must encompass molecules ranging from polycyclic conjugated hydrocarbons,⁹⁶ to heterocyclic compounds⁹⁷ of various ring sizes, to reactive intermediates. In 1925 Armit and Robinson,⁹⁸ recognized that the aromatic properties of the benzene ring are related to the presence of a closed loop of electrons, the *aromatic sextet* (aromatic compounds are thus the arch examples of delocalized bonding), but it still was not easy to determine whether rings other than the benzene ring possessed such a loop. With the advent of magnetic techniques, most notably NMR, it is possible to determine experimentally whether or not a compound has a closed ring of electrons; aromaticity can now be defined as the *ability to sustain an induced ring current*. A compound with this ability is called *diatropic*. Although this definition also has its flaws,⁹⁹ it is the one most commonly accepted today. There are several methods of determining whether a compound can sustain a ring current, but the most important one is based on NMR chemical shifts.¹⁰⁰ In order to understand this, it is necessary to remember that, as a general rule, the value of the chemical shift of a proton in an NMR spectrum depends on the electron density of its bond; the greater the density of the electron cloud surrounding or partially surrounding a proton, the more upfield is its chemical shift (a lower value of δ). However, this rule has several exceptions; one is for protons in the vicinity of an aromatic ring. When an external magnetic field is imposed upon an aromatic ring (as in an NMR instrument), the closed loop of aromatic electrons circulates in a diamagnetic ring current, which sends out a field of its own. As can be seen in Fig. 2.6, this induced field curves around and in the area of the proton is parallel to the external field, so the field “seen” by the aromatic protons is greater than it would have been in the absence of the diamagnetic ring current. The protons are moved downfield (to higher δ) compared to where they would be if electron

⁹⁵For a review of the criteria used to define aromatic character, see Jones, A.J. *Pure Appl. Chem.* **1968**, *18*, 253. For methods of assigning Aromaticity, see Jug, K.; Köster, A.M. *J. Phys. Org. Chem.* **1991**, *4*, 163; Zhou, Z.; Parr, R.G. *J. Am. Chem. Soc.* **1989**, *111*, 7371; Katritzky, A.R.; Barczynski, P.; Musumarra, G.; Pisano, D.; Szafran, M. *J. Am. Chem. Soc.* **1989**, *111*, 7; Schaad, L.J.; Hess, Jr., B.A. *J. Am. Chem. Soc.* **1972**, *94*, 3068, *J. Chem. Educ.* **1974**, *51*, 640. See also, Bird, C.W. *Tetrahedron* **1985**, *41*, 1409; **1986**, *42*, 89; **1987**, *43*, 4725.

⁹⁶Randic, M. *Chem. Rev.* **2003**, *103*, 3449.

⁹⁷Balaban, A.T.; Oniciu, D.C.; Katritzky, A.R. *Chem. Rev.* **2004**, *104*, 2777.

⁹⁸Armit, J.W.; Robinson, R. *J. Chem. Soc.* **1925**, *127*, 1604.

⁹⁹Jones, A.J. *Pure Appl. Chem.* **1968**, *18*, 253, pp. 266–274; Mallion, R.B. *Pure Appl. Chem.* **1980**, *52*, 1541. Also see, Schleyer, P.v.R.; Jiao, H. *Pure Appl. Chem.* **1996**, *68*, 209.

¹⁰⁰For a review of NMR and other magnetic properties with respect to aromaticity, see Haddon, R.C.; Haddon, V.R.; Jackman, L.M. *Fortschr. Chem. Forsch.* **1971**, *16*, 103. For an example of a magnetic method other than NMR, see Dauben Jr., H.J.; Wilson, J.D.; Laity, J.L., in Snyder, J.P. *Nonbenzenoid Aromatics*, Vol. 2, Academic Press, NY, **1971**, pp. 167–206.

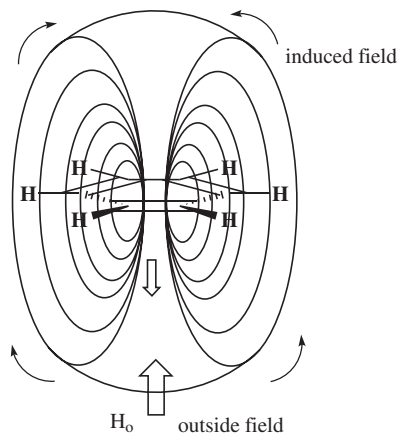
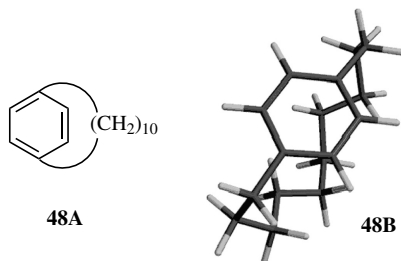


Fig. 2.6. Ring current in benzene.

density were the only factor. Thus ordinary alkene hydrogens are found at $\sim 5\text{--}6\ \delta$, while the hydrogens of benzene rings are located at $\sim 7\text{--}8\ \delta$. However, if there



were protons located above or within the ring, they would be subjected to a *decreased* field and should appear at lower δ values than normal CH_2 groups (normal δ for CH_2 is $\sim 1\text{--}2$). The nmr spectrum of [10]paracyclophane (**48A**) showed that this was indeed the case¹⁰¹ and that the CH_2 peaks were shifted to lower δ the closer they were to the middle of the chain. Examination of **48B** shows that a portion of the methylene chain is positioned directly over the benzene ring, making it subject to the anisotropy shift mentioned above.

It follows that aromaticity can be determined from an NMR spectrum. If the protons attached to the ring are shifted downfield from the normal alkene region, we can conclude that the molecule is diatropic, and hence aromatic. In addition, if the compound has protons above or within the ring (we shall see an example of the latter on p. 90), then if the compound is diatropic, these will be shifted upfield.

¹⁰¹Waugh, J.S.; Fessenden, R.W. *J. Am. Chem. Soc.* **1957**, *79*, 846. See also, Shapiro, B.L.; Gattuso, M.J.; Sullivan, G.R. *Tetrahedron Lett.* **1971**, 223; Pascal, Jr., R.A.; Winans, C.G.; Van Engen, D. *J. Am. Chem. Soc.* **1989**, *111*, 3007.

One drawback to this method is that it cannot be applied to compounds that have no protons in either category, for example, the dianion of squaric acid (p. 92). Unfortunately, ^{13}C NMR is of no help here, since these spectra do not show ring currents.¹⁰²

Antiaromatic systems exhibit a *paramagnetic* ring current,¹⁰³ which causes protons on the outside of the ring to be shifted *upfield* while any inner protons are shifted *downfield*, in sharp contrast to a diamagnetic ring current, which causes shifts in the opposite directions. Compounds that sustain a paramagnetic ring current are called *paratropic*; and are prevalent in four- and eight-electron systems. As with aromaticity, we expect that antiaromaticity will be at a maximum when the molecule is planar and when bond distances are equal. The diamagnetic and paramagnetic effects of the ring currents associated with aromatic and antiaromatic compounds (i.e., shielding and deshielding of nuclei) can be measured by a simple and efficient criterion known as nucleus independent chemical shift (NICS).¹⁰⁴ The aromatic–antiaromatic ring currents reflect the extra π -effects that the molecules experience. The unique near zero value of NICS at the cyclobutadiene ring center is due to cancelation by large and opposite anisotropic components.¹⁰⁵

There are at least four theoretical models for aromaticity, which have recently been compared and evaluated for predictive ability.¹⁰⁶ The *Hess–Schaad model*¹⁰⁷ is good for predicting aromatic stability of benzenoid hydrocarbons, but does not predict reactivity. The *Herndon model*¹⁰⁸ is also good for predicting aromatic stability, but is unreliable for benzenoidity and does not predict reactivity. The *conjugated-circuit model*¹⁰⁹ is very good for predicting aromatic stability, but not reactivity, and the *hardness model*¹¹⁰ is best for predicting kinetic stability. Delocalization energy of π -electrons has also been used as an index for aromaticity in polycyclic aromatic hydrocarbons.¹¹¹ The claims for linear relationships between aromaticity and energetics, geometries, and magnetic criteria were said to be *invalid* for any representative set of heteroaromatics in which the number of heteroatoms varies.¹¹²

It should be emphasized that the old and new definitions of aromaticity are not necessarily parallel. If a compound is diatropic and therefore aromatic under the

¹⁰²For a review of ^{13}C NMR spectra of aromatic compounds, see Günther, H.; Schmickler, H. *Pure Appl. Chem.* **1975**, *44*, 807.

¹⁰³Pople, J.A.; Untch, K.G. *J. Am. Chem. Soc.* **1966**, *88*, 4811; Longuet-Higgins, H.C. in Garratt, P.J. *Aromaticity*, Wiley, NY, **1986**, pp. 109–111.

¹⁰⁴Schleyer, P.v.R.; Maerker, C.; Dransfeld, A.; Jiao, H.; Hommes, N.J.R.v.E. *J. Am. Chem. Soc.* **1996**, *118*, 6317.

¹⁰⁵Schleyer, P.v.R.; Manoharan, M.; Wang, Z.-X.; Kiran, B.; Jiao, H.; Puchta, R.; Hommes, N.J.R.v.E. *Org. Lett.* **2001**, *3*, 2465

¹⁰⁶Plavić, D.; Babić, D.; Nikolić, S.; Trinajstić, N. *Gazz. Chim. Ital.*, **1993**, *123*, 243.

¹⁰⁷Hess, Jr., B.A.; Schaad, L.J. *J. Am. Chem. Soc.* **1971**, *93*, 305.

¹⁰⁸Herndon, W.C. *Isr. J. Chem.* **1980**, *20*, 270.

¹⁰⁹Randić, M. *Chem. Phys. Lett.* **1976**, *38*, 68.

¹¹⁰Zhou, Z.; Parr, R.G. *J. Am. Chem. Soc.* **1989**, *111*, 7371; Zhou, Z.; Navangul, H.V. *J. Phys. Org. Chem.* **1990**, *3*, 784.

¹¹¹Behrens, S.; Köster, A.M.; Jug, K. *J. Org. Chem.* **1994**, *59*, 2546.

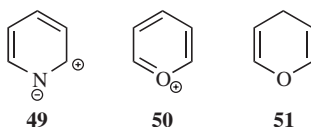
¹¹²Katritzky, A.R.; Karelson, M.; Sild, S.; Krygowski, T.M.; Jug, K. *J. Org. Chem.* **1998**, *63*, 5228.

new definition, it is more stable than the canonical form of lowest energy, but this does not mean that it will be stable to air, light, or common reagents, since *this* stability is determined not by the resonance energy, but by the difference in free energy between the molecule and the transition states for the reactions involved; and these differences may be quite small, even if the resonance energy is large. A unified theory has been developed that relates ring currents, resonance energies, and aromatic character.¹¹³ Note that aromaticity varies in magnitude relatively and sometimes absolutely with the molecular environment, which includes the polarity of the medium.¹¹⁴

The vast majority of aromatic compounds have a closed loop of six electrons in a ring (the aromatic sextet), and we consider these compounds first.¹¹⁵ Note that a "formula Periodic table" for the benzenoid polyaromatic hydrocarbons has been developed.¹¹⁶

Six-Membered Rings

Not only is the benzene ring aromatic, but so are many heterocyclic analogs in which one or more heteroatoms replace carbon in the ring.¹¹⁷ When nitrogen is the heteroatom, little difference is made in the sextet and the unshared pair of the nitrogen does not participate in the aromaticity. Therefore, derivatives such as *N*-oxides or pyridinium ions are still aromatic. However, for nitrogen heterocycles there are more significant canonical forms (e.g., **49**) than for benzene. Where oxygen or sulfur is the heteroatom, it must be present in its ionic form (**50**) in order to possess the valence of 3 that participation in such a system demands. Thus, pyran (**51**) is not aromatic, but the pyrylium ion (**49**) is.¹¹⁸



¹¹³Haddon, R.C. *J. Am. Chem. Soc.* **1979**, *101*, 1722; Haddon, R.C.; Fukunaga, T. *Tetrahedron Lett.* **1980**, *21*, 1191.

¹¹⁴Katritzky, A.R.; Karelson, M.; Wells, A.P. *J. Org. Chem.* **1996**, *61*, 1619.

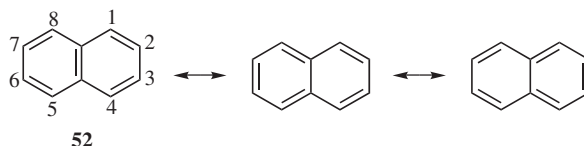
¹¹⁵Values of molecular-orbital energies for many aromatic systems, calculated by the HMO method, are given in Coulson, C.A.; Streitwieser, Jr., A. *A Dictionary of π Electron Calculations*, W.H. Freeman, San Francisco, **1965**. Values calculated by a variation of the SCF method are given by Dewar, M.J.S.; Trinajstić, N. *Collect. Czech. Chem. Commun.* **1970**, *35*, 3136, 3484.

¹¹⁶Dias, J.R. *Chem. Br.* **1994**, 384.

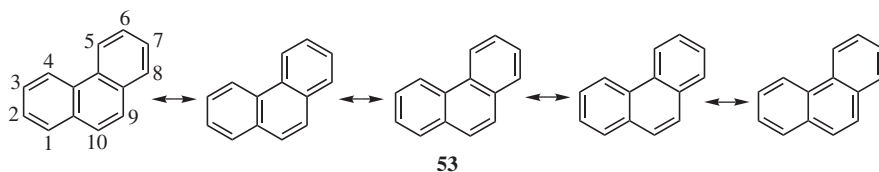
¹¹⁷For reviews of Aromaticity of heterocycles, see Katritzky, A.R.; Karelson, M.; Malhotra, N. *Heterocycles* **1991**, *32*, 127.

¹¹⁸For a review of pyrylium salts, see Balaban, A.T.; Schroth, W.; Fischer, G. *Adv. Heterocycl. Chem.* **1969**, *10*, 241.

In systems of fused six-membered aromatic rings,¹¹⁹ the principal canonical forms are usually not all equivalent. Compound **52** has a central double bond and is thus different from the other two canonical forms of naphthalene, which are equivalent to each other.¹²⁰ For naphthalene, these are the only forms that can be drawn



without consideration of Dewar forms or those with charge separation.¹²¹ If we assume that the three forms contribute equally, the 1,2 bond has more double-bond character than the 2,3 bond. Molecular-orbital calculations show bond orders of 1.724 and 1.603, respectively, (cf. benzene, 1.667). In agreement with these predictions, the 1,2 and 2,3 bond distances are 1.36 and 1.415 Å, respectively,¹²² and ozone preferentially attacks the 1,2 bond.¹²³ This nonequivalency of bonds, called *partial bond fixation*,¹²⁴ is found in nearly all fused aromatic systems. In phenanthrene, where the 9,10 bond is a single bond in only one of five forms (**53**), bond fixation becomes extreme and this bond is readily attacked by many reagents:¹²⁵ It has been observed that increased steric crowding leads to an increase in Dewar-benzene type structures.¹²⁶



¹¹⁹For books on this subject, see Gutman, I.; Cyvin, S.J. *Introduction to the Theory of Benzenoid Hydrocarbons*, Springer, NY, **1989**; Dias, J.R. *Handbook of Polycyclic Hydrocarbons, Part A: Benzenoid Hydrocarbons*, Elsevier, NY, **1987**; Clar, E. *Polycyclic Hydrocarbons*, 2 vols., Academic Press, NY, **1964**. For a "Periodic table" that systematizes fused aromatic hydrocarbons, see Dias, J.R. *Acc. Chem. Res.* **1985**, *18*, 241; *Top. Curr. Chem.* **1990**, 253, 123; *J. Phys. Org. Chem.* **1990**, 3, 765.

¹²⁰As the size of a given fused ring system increases, it becomes more difficult to draw all the canonical forms. For discussions of methods for doing this, see Herndon, W.C. *J. Chem. Educ.* **1974**, *51*, 10; Cyvin, S.J.; Cyvin, B.N.; Brunvoll, J.; Chen, R. *Monatsh. Chem.* **1989**, *120*, 833; Fuji, Z.; Xiaofeng, G.; Rongsi, C. *Top. Curr. Chem.* **1990**, *153*, 181; Wenchen, H.; Wenjie, H. *Top. Curr. Chem.* **1990**, *153*, 195; Sheng, R. *Top. Curr. Chem.* **1990**, *153*, 211; Rongsi, C.; Cyvin, S.J.; Cyvin, B.N.; Brunvoll, J.; Klein, D.J. *Top. Curr. Chem.* **1990**, *153*, 227, and references cited in these papers. For a monograph, see Cyvin, S.J.; Gutman, I. *Kekulé Structures in Benzenoid Hydrocarbons*; Springer, NY, **1988**.

¹²¹For a modern valence bond description of naphthalene, see Sironi, M.; Cooper, D.L.; Gerratt, J.; Raimondi, M. *J. Chem. Soc. Chem. Commun.* **1989**, 675.

¹²²Cruikshank, D.W.J. *Tetrahedron* **1962**, *17*, 155.

¹²³Kooyman, E.C. *Recl. Trav. Chim. Pays-Bas*, **1947**, *66*, 201.

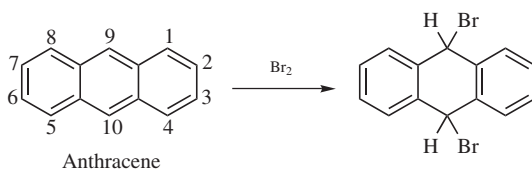
¹²⁴For a review, see Efros, L.S. *Russ. Chem. Rev.* **1960**, *29*, 66.

¹²⁵See also Lai, Y. *J. Am. Chem. Soc.* **1985**, *107*, 6678.

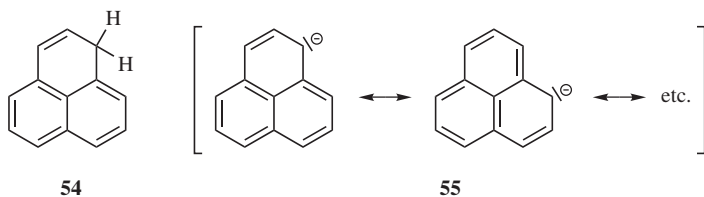
¹²⁶Zhang, J.; Ho, D.M.; Pascal Jr., R.A. *J. Am. Chem. Soc.* **2001**, *123*, 10919.

In general, there is a good correlation between bond distances in fused aromatic compounds and bond orders. Another experimental quantity that correlates well with the bond order of a given bond in an aromatic system is the NMR coupling constant for coupling between the hydrogens on the two carbons of the bond.¹²⁷

The resonance energies of fused systems increase as the number of principal canonical forms increases, as predicted by rule 6 (p. 47).¹²⁸ Thus, for benzene, naphthalene, anthracene, and phenanthrene, for which we can draw, respectively, two, three, four, and five principal canonical forms, the resonance energies are, respectively, 36, 61, 84, and 92 kcal mol⁻¹ (152, 255, 351, and 385 kJ mol⁻¹), calculated from heat-of-combustion data.¹²⁹ Note that when phenanthrene, which has a total resonance energy of 92 kcal mol⁻¹ (385 kJ mol⁻¹), loses the 9,10 bond by attack of a reagent, such as ozone or bromine, two complete benzene rings remain, each with 36 kcal mol⁻¹ (152 kJ mol⁻¹) that would be lost if benzene was similarly attacked. The fact that anthracene undergoes many reactions across the 9,10 positions can be explained in a similar manner. Resonance energies for fused systems can be estimated by counting canonical forms.¹³⁰



Not all fused systems can be fully aromatic. Thus for phenalene (**54**) there is no way double bonds can be distributed so that each carbon has one single and one double bond.¹³¹ However, phenalene is acidic and reacts with potassium methoxide to give the corresponding anion (**55**), which is completely aromatic. So are the corresponding radical and cation, in which the resonance energies are the same (see p. 68).¹³²



¹²⁷Jonathan, N.; Gordon, S.; Dailey, B.P. *J. Chem. Phys.* **1962**, *36*, 2443; Cooper, M.A.; Manatt, S.L. *J. Am. Chem. Soc.* **1969**, *91*, 6325.

¹²⁸See Herndon, W.C.; Ellzey Jr., M.L. *J. Am. Chem. Soc.* **1974**, *96*, 6631.

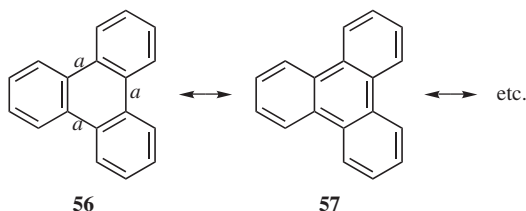
¹²⁹Wheland, G.W. *Resonance in Organic Chemistry*, Wiley, NY, **1955**, p. 98.

¹³⁰Swinborne-Sheldrake, R.; Herndon, W.C. *Tetrahedron Lett.* **1975**, 755.

¹³¹For reviews of phenalenes, see Murata, I. *Top. Nonbenzenoid Aromat. Chem.* **1973**, *1*, 159; Reid, D.H. *Q. Rev. Chem. Soc.* **1965**, *19*, 274.

¹³²Pettit, R. *J. Am. Chem. Soc.* **1960**, *82*, 1972.

Molecules that contain fused rings, such as phenanthrene or anthracene, are generally referred to as linear or angular polyacenes. In a fused system, there are not six electrons for each ring.¹³³ In naphthalene, if one ring is to have six, the other must have only four. One way to explain the greater reactivity of the ring system of naphthalene compared with benzene is to regard one of the naphthalene rings as aromatic and the other as a butadiene system.¹³⁴ This effect can become extreme, as in the case of triphenylene.¹³⁵ For this compound, there are eight canonical forms like **56**, in which none of the three bonds marked *a* is a double bond and only one form (**57**) in which at least one of them is double. Thus the molecule behaves as if the 18 electrons were distributed so as to give each of the outer rings a sextet, while the middle ring is “empty.” Since none of the outer rings need share



any electrons with an adjacent ring, they are as stable as benzene; triphenylene, unlike most fused aromatic hydrocarbons, does not dissolve in concentrated sulfuric acid and has a low reactivity.¹³⁶ This phenomenon, whereby some rings in fused systems give up part of their aromaticity to adjacent rings, is called *annellation* and can be demonstrated by UV spectra¹¹⁹ as well as reactivities. In general, an increase of size of both linear and angular polyacenes is associated with a substantial decrease in their aromaticity, with a greater decrease for the linear polyacenes.¹³⁷

A six-membered ring with a circle is often used to indicate an aromatic system, and this will be used from time to time. Kekulé structures, those having the C=C units rather than a circle, are used most often in this book. Note that one circle can be used for benzene, but it would be misleading to use two circles for naphthalene, for example, because that would imply 12 aromatic electrons, although naphthalene has only 10.¹³⁸

Five-, Seven-, and Eight-Membered Rings

Aromatic sextets can also be present in five- and seven-membered rings. If a five-membered ring has two double bonds, and the fifth atom possesses an unshared pair

¹³³For discussions of how the electrons in fused aromatic systems interact to form $4n + 2$ systems, see Glidewell, C.; Lloyd, D. *Tetrahedron* **1984**, *40*, 4455, *J. Chem. Educ.* **1986**, *63*, 306; Hosoya, H. *Top. Curr. Chem.* **1990**, *153*, 255.

¹³⁴Meredith, C.C.; Wright, G.F. *Can. J. Chem.* **1960**, *38*, 1177.

¹³⁵For a review of triphenylenes, see Buess, C.M.; Lawson, D.D. *Chem. Rev.* **1960**, *60*, 313.

¹³⁶Clar, E.; Zander, M. *J. Chem. Soc.* **1958**, 1861.

¹³⁷Cyrański, M.K.; Stępień, B.T.; Krygowski, T.M. *Tetrahedron* **2000**, *56*, 9663.

¹³⁸See Belloli, R. *J. Chem. Educ.* **1983**, *60*, 190.

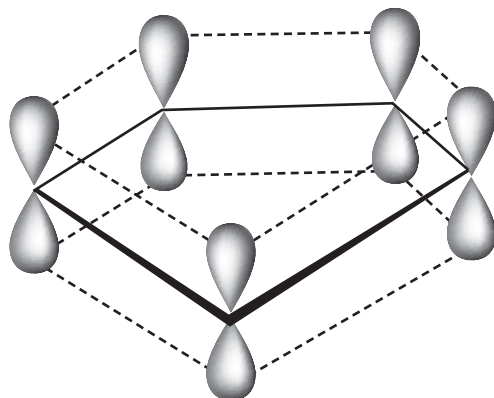
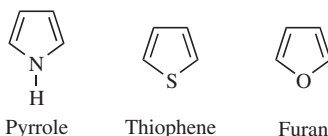
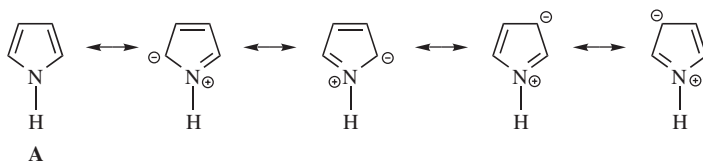


Fig. 2.7. Overlap of five p orbitals in molecules such as pyrrole, thiophene, and the cyclopentadienide ion

of electrons, the ring has five p orbitals that can overlap to create five new orbitals: three bonding and two antibonding (Fig. 2.7). There are six electrons for these orbitals: the four p orbitals of the double bonds each contribute one and the filled orbital contributes the other two. The six electrons occupy the bonding orbitals and



constitute an aromatic sextet. The heterocyclic compounds pyrrole, thiophene, and furan are the most important examples of this kind of aromaticity, although furan has a lower degree of aromaticity than the other two.¹³⁹ Resonance energies for these three compounds are, respectively, 21, 29, and 16 kcal mol⁻¹ (88, 121, and 67 kJ mol⁻¹).¹⁴⁰ The aromaticity can also be shown by canonical forms, for example, for pyrrole:

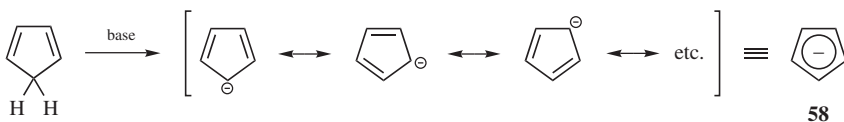


¹³⁹The order of aromaticity of these compounds is benzene > thiophene > pyrrole > furan, as calculated by an Aromaticity index based on bond distance measurements. This index has been calculated for five- and six-membered monocyclic and bicyclic heterocycles: Bird, C.W. *Tetrahedron* **1985**, *41*, 1409; **1986**, *42*, 89; **1987**, *43*, 4725.

¹⁴⁰Wheland, G.W. *Resonance in Organic Chemistry*, Wiley, NY, **1955**, p 99. See also, Calderbank, K.E.; Calvert, R.L.; Lukins, P.B.; Ritchie, G.L.D. *Aust. J. Chem.* **1981**, *34*, 1835.

In contrast to pyridine, the unshared pair in canonical structure **A** in pyrrole is needed for the aromatic sextet. This is why pyrrole is a much weaker base than pyridine.

The fifth atom may be carbon if it has an unshared pair. Cyclopentadiene has unexpected acidic properties ($pK_a \approx 16$) since on loss of a proton, the resulting carbanion is greatly stabilized by resonance although it is quite reactive. The cyclopentadienide ion is usually represented as in **58**. Resonance in this ion is greater than in pyrrole, thiophene, and furan, since all five forms are equivalent. The resonance energy for **58** has been estimated to be 24–27 kcal mol⁻¹ (100–113 kJ mol⁻¹).¹⁴¹



That all five carbons are equivalent has been demonstrated by labeling the starting compound with ¹⁴C and finding all positions equally labeled when cyclopentadiene was regenerated.¹⁴² As expected for an aromatic system, the cyclopentadienide ion is diatropic¹⁴³ and aromatic substitutions on it have been successfully carried out.¹⁴⁴ Average bond order has been proposed as a parameter to evaluate the aromaticity of these rings, but there is poor correlation with non-aromatic and antiaromatic systems.¹⁴⁵ A model that relies on calculating relative aromaticity from appropriate molecular fragments has also been developed.¹⁴⁶ Bird devised the aromatic index (I_A , or aromaticity index),¹⁴⁷ which is a statistical evaluation of the extent of ring bond order, and this has been used as a criterion of aromaticity. Another bond-order index was proposed by Pozharskii,¹⁴⁸ which goes back to the work of Fringuelli and co-workers.¹⁴⁹ Absolute hardness (see p. 377), calculated from molecular refractions for a range of aromatic and heteroaromatic compounds, shows good linear correlation with aromaticity.¹⁵⁰ Indene and fluorene are also acidic ($pK_a \approx 20$ and 23, respectively), but less so than cyclopentadiene, since annellation causes the electrons to be less available to the five-membered ring. On the other hand, the acidity of 1,2,3,4,5-pentakis(trifluoromethyl)cyclopentadiene (**59**) is greater than that of nitric acid,¹⁵¹ because of the electron-

¹⁴¹Bordwell, F.G.; Drucker, G.E.; Fried, H.E. *J. Org. Chem.* **1981**, *46*, 632.

¹⁴²Tkachuk, R.; Lee, C.C. *Can. J. Chem.* **1959**, *37*, 1644.

¹⁴³Bradamante, S.; Marchesini, A.; Pagani, G. *Tetrahedron Lett.* **1971**, 4621.

¹⁴⁴Webster, O.W. *J. Org. Chem.* **1967**, *32*, 39; Rybinskaya, M.I.; Korneva, L.M. *Russ. Chem. Rev.* **1971**, *40*, 247.

¹⁴⁵Jursic, B.S. *J. Heterocycl. Chem.* **1997**, *34*, 1387.

¹⁴⁶Hosmane, R.S.; Liebman, J.F. *Tetrahedron Lett.* **1992**, *33*, 2303.

¹⁴⁷Bird, C.W. *Tetrahedron* **1985**, *41*, 1409; *Tetrahedron* **1992**, *48*, 335; *Tetrahedron* **1996**, *52*, 9945.

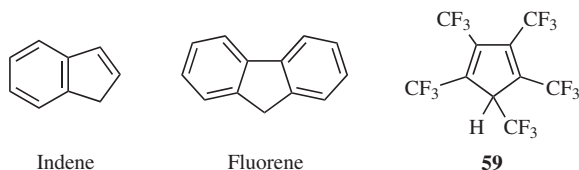
¹⁴⁸Pozharskii, A.F. *Khimiya Geterotsikl Soedin* **1985**, 867.

¹⁴⁹Fringuelli, F. Marino, G.; Taticchi, A.; Grandolini, G. *J. Chem. Soc. Perkin Trans. 2* **1974**, 332.

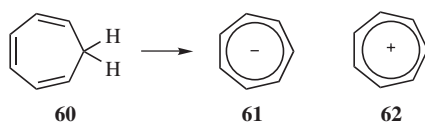
¹⁵⁰Bird, C.W. *Tetrahedron* **1997**, *53*, 3319; *Tetrahedron* **1998**, *54*, 4641.

¹⁵¹Laganis, E.D.; Lemal, D.M. *J. Am. Chem. Soc.* **1980**, *102*, 6633.

withdrawing effects of the trifluoromethyl groups (see p. 381). Modifications of the Bird and Pozharskii systems have been introduced that are particularly useful for five-membered ring heterocycles.¹⁵² Recent work introduced a new local aromaticity measure, defined as the mean of Bader's electron delocalization index (DI)¹⁵³ of para-related carbon atoms in six-membered rings.¹⁵⁴



As seen above, acidity of compounds can be used to study the aromatic character of the resulting conjugate base. In sharp contrast to cyclopentadiene (see p. 63) is cycloheptatriene (**60**), which has no unusual acidity. This would be hard to explain without the aromatic sextet theory, since, on the basis of resonance forms or a simple



consideration of orbital overlaps, **61** should be as stable as the cyclopentadienyl anion (**58**). While **61** has been prepared in solution,¹⁵⁵ it is less stable than **58** and far less stable than **62**, in which **60** has lost not a proton, but a hydride ion. The six double-bond electrons of **62** overlap with the empty orbital on the seventh carbon and there is a sextet of electrons covering seven carbon atoms. The cycloheptatrienyl cations (known as the *tropylium ion*, **62**) is quite stable.¹⁵⁶ Tropylium bromide (**63**), which could be completely covalent if the electrons of the bromine were sufficiently attracted to the ring, is actually an ionic compound:¹⁵⁷ Many substituted tropylium ions have been prepared to probe the aromaticity, structure, and reactivity of such systems.¹⁵⁸ Just as with **58**, the equivalence of the carbons

¹⁵²Kotelevskii, S.I.; Prezhdo, O.V. *Tetrahedron* **2001**, *57*, 5715.

¹⁵³See Bader, R.F.W. *Atoms in Molecules: A Quantum Theory*, Clarendon, Oxford, **1990**; Bader, R.F.W. *Acc. Chem. Res.* **1985**, *18*, 9; Bader, R.F.W. *Chem. Rev.* **1991**, *91*, 893.

¹⁵⁴Poater, J.; Fradera, X.; Duran, M.; Solà, M. *Chem. Eur. J.* **2003**, *9*, 400; 1113.

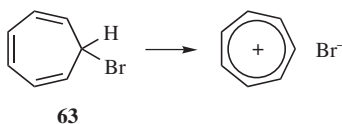
¹⁵⁵Dauben Jr., H.J.; Rifi, M.R. *J. Am. Chem. Soc.* **1963**, *85*, 3041; also see Breslow, R.; Chang, H.W. *J. Am. Chem. Soc.* **1965**, *87*, 2200.

¹⁵⁶For reviews, see Pietra, F. *Chem. Rev.* **1973**, *73*, 293; Bertelli, D.J. *Top. Nonbenzenoid Aromat. Chem.* **1973**, *1*, 29; Kolomnikova, G.D.; Parnes, Z.N. *Russ. Chem. Rev.* **1967**, *36*, 735; Harmon, K.H., in Olah, G.A.; Schleyer, P.v.R. *Carbonium Ions*, Vol. 4, Wiley, NY, 1973, pp. 1579–1641.

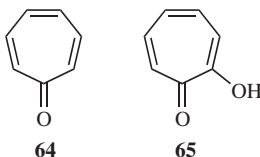
¹⁵⁷Doering, W. von E.; Knox, L.H. *J. Am. Chem. Soc.* **1954**, *76*, 3203.

¹⁵⁸Pischel, U.; Abraham, W.; Schnabel, W.; Müller, U. *Chem. Commun.* **1997**, 1383. See Komatsu, K.; Nishinaga, T.; Maekawa, N.; Kagayama, A.; Takeuchi, K. *J. Org. Chem.* **1994**, *59*, 7316 for a tropylium dication.

in **62** has been demonstrated by isotopic labeling.¹⁵⁹ The aromatic cycloheptatrienyl cations $C_7Me_7^+$ and $C_7Ph_7^+$ are known,¹⁶⁰ although their coordination complexes with transition metals have been problematic, possibly because they assume a boat-like rather than a planar conformation¹⁶¹



Another seven-membered ring that shows some aromatic character is tropone (**64**). This molecule would have an aromatic sextet if the two $C=O$ electrons stayed away from the ring and resided near the electronegative oxygen atom. In fact, tropones are stable compounds, and tropolones (**65**) are found in nature.¹⁶² However, analyses of dipole moments, NMR spectra, and X-ray diffraction measurements show that tropones and tropolones display appreciable bond alternations.¹⁶³



These molecules must be regarded as essentially non-aromatic, although with some aromatic character. Tropolones readily undergo aromatic substitution, emphasizing that the old and the new definitions of aromaticity are not always parallel. In sharp contrast to **64**, cyclopentadienone (**66**) has been isolated only in an argon matrix <38 K.¹⁶⁴ Above this temperature it dimerizes. Many earlier attempts to prepare it were unsuccessful.¹⁶⁵ As in **64**, the electronegative oxygen atom draws electron to itself, but in this case it leaves only four electrons and the molecule is

¹⁵⁹Vol'pin, M.E.; Kursanov, D.N.; Shemyakin, M.M.; Maimind, V.I.; Neiman, L.A. *J. Gen. Chem. USSR* **1959**, 29, 3667.

¹⁶⁰Takeuchi, K.; Yokomichi, Y.; Okamoto, K. *Chem. Lett.* **1977**, 1177; Battiste, M.A. *J. Am. Chem. Soc.* **1961**, 83, 4101.

¹⁶¹Tamm, M.; Dreßel, B.; Fröhlich, R. *J. Org. Chem.* **2000**, 65, 6795.

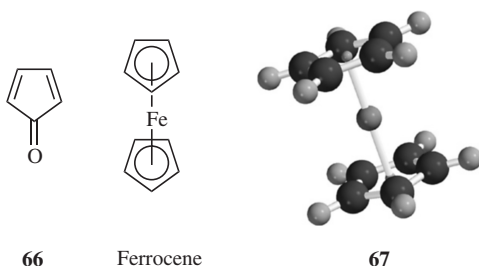
¹⁶²For reviews of tropones and tropolones, see Pietra, F. *Acc. Chem. Res.* **1979**, 12, 132; Nozoe, T. *Pure Appl. Chem.* **1971**, 28, 239.

¹⁶³Bertelli, D.J.; Andrews, Jr., T.G. *J. Am. Chem. Soc.* **1969**, 91, 5280; Bertelli, D.J.; Andrews Jr., T.G.; Crews, P.O. *J. Am. Chem. Soc.* **1969**, 91, 5286; Schaefer, J.P.; Reed, L.L. *J. Am. Chem. Soc.* **1971**, 93, 3902; Watkin, D.J.; Hamor, T.A. *J. Chem. Soc. B* **1971**, 2167; Barrow, M.J.; Mills, O.S.; Filippini, G. *J. Chem. Soc. Chem. Commun.* **1973**, 66.

¹⁶⁴Maier, G.; Franz, L.H.; Lanz, K.; Reisenauer, H.P. *Chem. Ber.* **1985**, 118, 3196.

¹⁶⁵For a review of cyclopentadienone derivatives and of attempts to prepare the parent compound, see Ogliaruso, M.A.; Romanelli, M.G.; Becker, E.I. *Chem. Rev.* **1965**, 65, 261.

unstable. Some derivatives of **66** have been prepared.¹³⁰



Another type of five-membered aromatic compound is the *metalloenes* (also called *sandwich compounds*), in which two cyclopentadienide rings form a sandwich around a metallic ion. The best known of these is ferrocene, where the η^5 -coordination of the two cyclopentadienyl rings to iron is apparent in the 3D model **67**. Other sandwich compounds have been prepared with Co, Ni, Cr, Ti, V, and many other metals.¹⁶⁶ As a reminder (see p. 43), the η terminology refers to π -donation of electrons to the metal (η^3 for π -allyl systems, η^6 for coordination to a benzene ring, etc.), and η^5 refers to donation of five π -electrons to the iron. Ferrocene is quite stable, subliming $>100^\circ\text{C}$ and unchanged at 400°C . The two rings rotate freely.¹⁶⁷ Many aromatic substitutions have been carried out on metallocenes.¹⁶⁸ Metallocenes containing two metal atoms and three cyclopentadienyl rings have also been prepared and are known as *triple-decker sandwiches*.¹⁶⁹ Even tetradeccker, pentadeccker, and hexadeccker sandwiches have been reported.¹⁷⁰

The bonding in ferrocene may be looked upon in simplified molecular-orbital terms as follows.¹⁷¹ Each of the cyclopentadienide rings has five molecular orbitals: three filled bonding and two empty antibonding orbitals (p. 62). The outer

¹⁶⁶For a monograph on metallocenes, see Rosenblum, M. *Chemistry of the Iron Group Metallocenes*, Wiley, NY, **1965**. For reviews, see Lukehart, C.M. *Fundamental Transition Metal Organometallic Chemistry*, Brooks/Cole, Monterey, CA, **1985**, pp. 85–118; Lemenovskii, D.A.; Fedin, V.P. *Russ. Chem. Rev.* **1986**, *55*, 127; Sikora, D.J.; Macomber, D.W.; Rausch, M.D. *Adv. Organomet. Chem.* **1986**, *25*, 317; Pauson, P.L. *Pure Appl. Chem.* **1977**, *49*, 839; Nesmeyanov, A.N.; Kochetkova, N.S. *Russ. Chem. Rev.* **1974**, *43*, 710; Shul'pin, G.B.; Rybinskaya, M.I. *Russ. Chem. Rev.* **1974**, *43*, 716; Perevalova, E.G.; Nikitina, T.V. *Organomet. React.*, **1972**, *4*, 163; Bublitz, D.E.; Rinehart Jr., K.L. *Org. React.*, **1969**, *17*, 1; Leonova, E.V.; Kochetkova, N.S. *Russ. Chem. Rev.* **1973**, *42*, 278; Rausch, M.D. *Pure Appl. Chem.* **1972**, *30*, 523. For a bibliography of reviews on metallocenes, see Bruce, M.I. *Adv. Organomet. Chem.* **1972**, *10*, 273, pp. 322–325.

¹⁶⁷For a discussion of the molecular structure, see Haaland, A. *Acc. Chem. Res.* **1979**, *12*, 415.

¹⁶⁸For a review on aromatic substitution on ferrocenes, see Plesske, K. *Angew. Chem. Int. Ed.* **1962**, *1*, 312, 394.

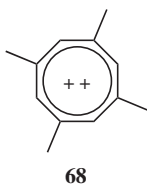
¹⁶⁹For a review, see Werner, H. *Angew. Chem. Int. Ed.* **1977**, *16*, 1.

¹⁷⁰See, for example, Siebert, W. *Angew. Chem. Int. Ed.* **1985**, *24*, 943.

¹⁷¹Rosenblum, M. *Chemistry of the Iron Group Metallocenes*, Wiley, NY, **1965**, pp. 13–28; Coates, G.E.; Green, M.L.H.; Wade, K. *Organometallic Compounds*, 3rd ed., Vol. 2, Methuene, London, **1968**, pp. 97–104; Grebenik, P.; Grinter, R.; Perutz, R.N. *Chem. Soc. Rev.* **1988**, *17*, 453; 460.

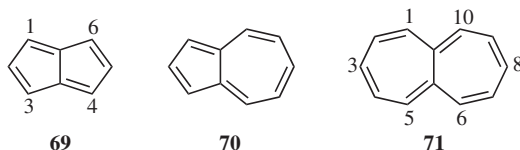
shell of the Fe atom possesses nine atomic orbitals, that is, one $4s$, three $4p$, and five $3d$ orbitals. The six filled orbitals of the two cyclopentadienide rings overlap with the s , three p , and two of the d orbitals of the Fe to form twelve new orbitals, six of which are bonding. These six orbitals make up two ring-to-metal triple bonds. In addition, further bonding results from the overlap of the empty antibonding orbitals of the rings with additional filled d orbitals of the iron. All told, there are 18 electrons (10 of which may be considered to come from the rings and 8 from iron in the zero oxidation state) in nine orbitals; six of these are strongly bonding and three weakly bonding or nonbonding.

The tropylium ion has an aromatic sextet spread over seven carbon atoms. An analogous ion, with the sextet spread over eight carbon atoms, is 1,3,5,7-tetramethylcyclooctatetraene dication (**68**). This ion, which is stable in solution at -50°C , is diatropic and approximately planar. The dication **68** is not stable above about -30°C .¹⁷²



Other Systems Containing Aromatic Sextets

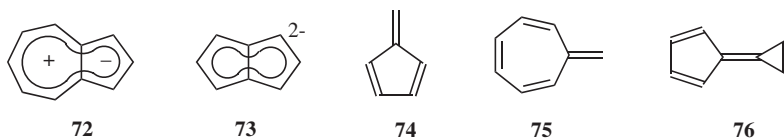
Simple resonance theory predicts that pentalene (**69**), azulene (**70**), and heptalene (**71**) should be aromatic, although no nonionic canonical form can have a double bond at the ring junction. Molecular-orbital calculations show that azulene should be stable but not the other two, and this is borne out by experiment. Heptalene has been prepared,¹⁷³ but reacts readily with oxygen, acids, and bromine, is easily hydrogenated, and polymerizes on standing. Analysis of its NMR spectrum shows



¹⁷²This and related ions were prepared by Olah, G.A.; Staral, J.S.; Liang, G.; Paquette, L.A.; Melega, W.P.; Carmody, M.J. *J. Am. Chem. Soc.* **1977**, *99*, 3349. See also Radom, L.; Schaefer III, H.F. *J. Am. Chem. Soc.* **1977**, *99*, 7522; Olah, G.A.; Liang, G. *J. Am. Chem. Soc.* **1976**, *98*, 3033; Willner, I.; Rabinovitz, M. *Nouv. J. Chim.*, **1982**, *6*, 129.

¹⁷³Dauben, Jr., H.J.; Bertelli, D.J. *J. Am. Chem. Soc.* **1961**, *83*, 4659; Vogel, E.; Königshofen, H.; Wassen, J.; Müllen, K.; Oth, J.F.M. *Angew. Chem. Int. Ed.* **1974**, *13*, 732; Paquette, L.A.; Browne, A.R.; Chamot, E. *Angew. Chem. Int. Ed.* **1979**, *18*, 546. For a review of heptalenes, see Paquette, L.A. *Isr. J. Chem.* **1980**, *20*, 233.

that it is not planar.¹⁷⁴ The 3,8-dibromo and 3,8-dicarbomethoxy derivatives of **71** are stable in air at room temperature but are not diatropic.¹⁷⁵ A number of methylated heptalenes and dimethyl 1,2-heptalenedicarboxylates have also been prepared and are stable nonaromatic compounds.¹⁷⁶ Pentalene has not been prepared,¹⁷⁷ but the hexaphenyl¹⁷⁸ and 1,3,5-tri-*tert*-butyl derivatives¹⁷⁹ are known. The former is air sensitive in solution. The latter is stable, but X-ray diffraction and photoelectron spectral data show bond alternation.¹⁸⁰ Pentalene and its methyl and dimethyl derivatives have been formed in solution, but they dimerize before they can be isolated.¹⁸¹ Many other attempts to prepare these two systems have failed.



In sharp contrast to **69** and **71**, azulene, a blue solid, is quite stable and many of its derivatives are known.¹⁸² Azulene readily undergoes aromatic substitution. Azulene may be regarded as a combination of **58** and **62** and, indeed, possesses a dipole moment of 0.8 *D* (see **72**).¹⁸³ Interestingly, if two electrons are added to pentalene, a stable dianion (**73**) results.¹⁸⁴ It can be concluded that an aromatic system of electrons will be spread over two rings only if 10 electrons (not 8 or 12) are available for aromaticity. [*n*, *m*]-Fluvalenes (*n* ≠ *m*, where fulvalene is **74**) as well as azulene are known to shift their π -electrons due to the influence of dipolar aromatic resonance structures.¹⁸⁵ However, calculations showed that

¹⁷⁴Bertelli, D.J., in Bergmann, E.D.; Pullman, B. *Aromaticity, Pseudo-Aromaticity, and Anti-Aromaticity*, Israel Academy of Sciences and Humanities, Jerusalem, **1971**, p. 326. See also Stegemann, J.; Lindner, H.J. *Tetrahedron Lett.* **1977**, 2515.

¹⁷⁵Vogel, E.; Ippen, J. *Angew. Chem. Int. Ed.* **1974**, *13*, 734; Vogel, E.; Hogrefe, F. *Angew. Chem. Int. Ed.* **1974**, *13*, 735.

¹⁷⁶Hafner, K.; Knaup, G.L.; Lindner, H.J. *Bull. Soc. Chem. Jpn.* **1988**, *61*, 155.

¹⁷⁷Metal complexes of pentalene have been prepared: Knox, S.A.R.; Stone, F.G.A. *Acc. Chem. Res.* **1974**, *7*, 321.

¹⁷⁸LeGoff, E. *J. Am. Chem. Soc.* **1962**, *84*, 3975. See also Hafner, K.; Bangert, K.F.; Orfanos, V. *Angew. Chem. Int. Ed.* **1967**, *6*, 451; Hartke, K.; Matusch, R. *Angew. Chem. Int. Ed.* **1972**, *11*, 50.

¹⁷⁹Hafner, K.; Süß, H.U. *Angew. Chem. Int. Ed.* **1973**, *12*, 575. See also Hafner, K.; Suda, M. *Angew. Chem. Int. Ed.* **1976**, *15*, 314.

¹⁸⁰Kitschke, B.; Lindner, H.J. *Tetrahedron Lett.* **1977**, 2511; Bischof, P.; Gleiter, R.; Hafner, K.; Knauer, K.H.; Spanget-Larsen, J.; Süß, H.U. *Chem. Ber.* **1978**, *111*, 932.

¹⁸¹Bloch, R.; Marty, R.A.; de Mayo, P. *J. Am. Chem. Soc.* **1971**, *93*, 3071; *Bull. Soc. Chim. Fr.*, **1972**, 2031; Hafner, K.; Dönges, R.; Goedecke, E.; Kaiser, R. *Angew. Chem. Int. Ed.* **1973**, *12*, 337.

¹⁸²For a review on azulene, see Mochalin, V.B.; Porshnev, Yu.N. *Russ. Chem. Rev.* **1977**, *46*, 530.

¹⁸³Tobler, H.J.; Bauder, A.; Günthard, H.H. *J. Mol. Spectrosc.*, **1965**, *18*, 239.

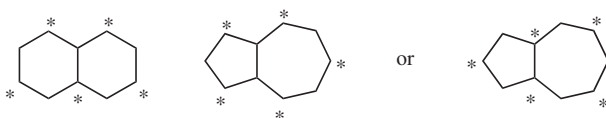
¹⁸⁴Katz, T.J.; Rosenberger, M.; O'Hara, R.K. *J. Am. Chem. Soc.* **1964**, *86*, 249. See also, Willner, I.; Becker, J.Y.; Rabinovitz, M. *J. Am. Chem. Soc.* **1979**, *101*, 395.

¹⁸⁵Möllerstedt, H.; Piqueras, M.C.; Crespo, R.; Ottosson, H. *J. Am. Chem. Soc.* **2004**, *126*, 13938.

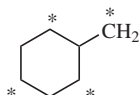
dipolar resonance structures contribute only 5% to the electronic structure of heptafulvalene (**75**), although 22–31% to calicene (**76**).¹⁸⁶ Based on Baird's theory,¹⁸⁷ these molecules are influenced by aromaticity in both the ground and excited states, therefore acting as aromatic "chameleons." This premise was confirmed in work by Ottosson and co-workers.¹⁸⁵ Aromaticity indexes for various substituted fulvalene compounds has been reported.¹⁸⁸

Alternant and Nonalternant Hydrocarbons¹⁸⁹

Aromatic hydrocarbons can be divided into alternant and nonalternant hydrocarbons. In alternant hydrocarbons, the conjugated carbon atoms can be divided into two sets such that no two atoms of the same set are directly linked. For convenience, one set may be starred. Naphthalene is an alternant and azulene a nonalternant hydrocarbon:



In alternant hydrocarbons, the bonding and antibonding orbitals occur in pairs; that is, for every bonding orbital with an energy $-E$ there is an antibonding one with energy $+E$ (Fig. 2.8¹⁹⁰). Even-alternant hydrocarbons are those with an even number of conjugated atoms, that is, an equal number of starred and unstarred atoms. For these hydrocarbons, all the bonding orbitals are filled and the π electrons are uniformly spread over the unsaturated atoms.



As with the allylic system, odd-alternant hydrocarbons (which must be carbocations, carbanions, or radicals) in addition to equal and opposite bonding and antibonding orbitals also have a nonbonding orbital of zero energy. When an odd number of orbitals overlap, an odd number is created. Since orbitals of alternant hydrocarbons occur in $-E$ and $+E$ pairs, one orbital can have no partner and must therefore have zero bonding energy. For example, in the benzylic system the cation has an unoccupied nonbonding orbital, the free radical has one electron there and the carbanion two (Fig. 2.9). As with the allylic system, all three species have the same bonding energy. The charge distribution (or unpaired-electron distribution)

¹⁸⁶Scott, A.P.; Agranat, A.; Biedermann, P.U.; Riggs, N.V.; Radom, L. *J. Org. Chem.* **1997**, *62*, 2026.

¹⁸⁷Baird, N.C. *J. Am. Chem. Soc.* **1972**, *94*, 4941.

¹⁸⁸Stepien, B.T.; Krygowski, T.M.; Cyranski, M.K. *J. Org. Chem.* **2002**, *67*, 5987.

¹⁸⁹For discussions, see Jones, R.A.Y. *Physical and Mechanistic Organic Chemistry*, 2nd ed.; Cambridge University Press, Cambridge, **1984**, pp. 122–129; Dewar, M.J.S. *Prog. Org. Chem.* **1953**, *2*, 1.

¹⁹⁰Taken from Dewar, M.J.S. *Prog. Org. Chem.* **1953**, *2*, 1, p. 8.

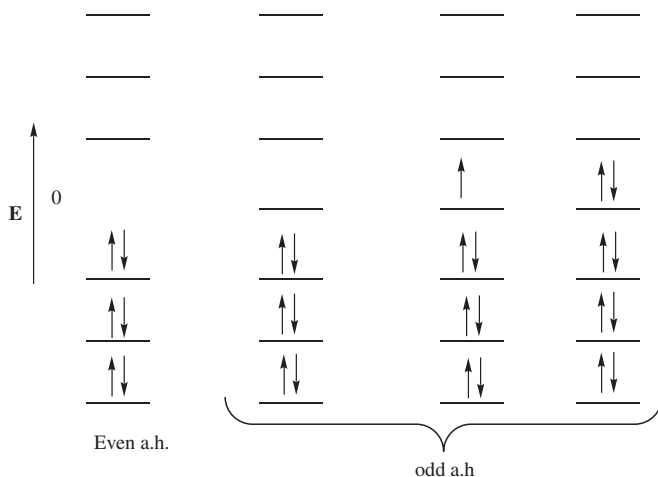


Fig. 2.8. Energy levels in odd- and even-alternant hydrocarbons.¹⁹⁰ The arrows represent electrons. The orbitals are shown as having different energies, but some may be degenerate.

over the entire molecule is also the same for the three species and can be calculated by a relatively simple process.¹⁸⁹

For nonalternant hydrocarbons the energies of the bonding and antibonding orbitals are not equal and opposite and charge distributions are not the same in cations, anions, and radicals. Calculations are much more difficult but have been carried

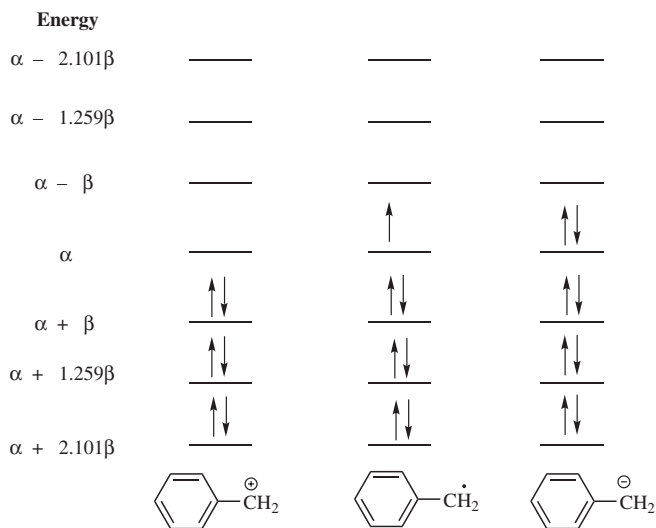
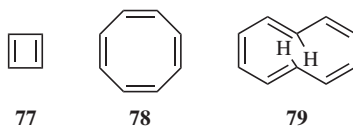


Fig. 2.9. Energy levels for the benzyl cation, free radical, and carbanion. Since α is the energy of a p -orbital (p. 36), the nonbonding orbital has no bonding energy.

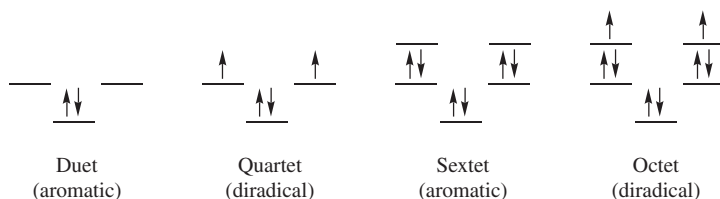
out.¹⁹¹ Theoretical approaches to calculate topological polarization and reactivity of these hydrocarbons have been reported.¹⁹²

Aromatic Systems with Electron Numbers Other Than Six

Ever since the special stability of benzene was recognized, chemists have been thinking about homologous molecules and wondering whether this stability is also associated with rings that are similar but of different sizes, such as cyclobutadiene (**77**), cyclooctatetraene (**78**), cyclodecapentaene (**79**)¹⁹³, and so on. The general



name *annulene* is given to these compounds, benzene being [6]annulene, and **77–79** being called, respectively, [4], [8], and [10]annulene. By a naïve consideration of resonance forms, these annulenes and higher ones should be as aromatic as benzene. Yet they proved remarkably elusive. The ubiquitous benzene ring is found in thousands of natural products, in coal and petroleum, and is formed by strong treatment of many noncyclic compounds. None of the other annulene ring systems has ever been found in nature and, except for cyclooctatetraene, their synthesis is not simple. Obviously, there is something special about the number six in a cyclic system of electrons.



Hückel's rule, based on molecular-orbital calculations,¹⁹⁴ predicts that electron rings will constitute an aromatic system only if the number of electrons in the ring is of the form $4n + 2$, where n is zero or any position integer. Systems that contain $4n$ electrons are predicted to be nonaromatic. The rule predicts that

¹⁹¹Peters, D. *J. Chem. Soc.* **1958**, 1023, 1028, 1039; Brown, R.D.; Burden, F.R.; Williams, G.R. *Aust. J. Chem.* **1968**, *21*, 1939. For reviews, see Zahradnik, R., in Snyder, J.P. *Nonbenzenoid Aromatics* vol. 2, Academic Press, NY, **1971**, pp. 1–80; Zahradnik, R. *Angew. Chem. Int. Ed.* **1965**, *4*, 1039.

¹⁹²Langler, R.F. *Aust. J. Chem.* **2000**, *53*, 471; Frederiksen, M.U.; Langler, R.F.; Staples, M.A.; Verma, S.D. *Aust. J. Chem.* **2000**, *53*, 481.

¹⁹³The cyclodecapentaene shown here is the cis–trans–cis–cis–trans form. For other stereoisomers, see p. 79.

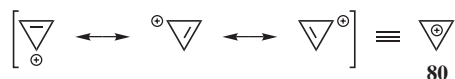
¹⁹⁴For reviews of molecular-orbital calculations of nonbenzenoid cyclic conjugated hydrocarbons, see Nakajima, T. *Pure Appl. Chem.* **1971**, *28*, 219; *Fortschr. Chem. Forsch.* **1972**, *32*, 1.

rings of 2, 6, 10, 14, and so on, electrons will be aromatic, while rings of 4, 8, 12, and so on, will not be. This is actually a consequence of Hund's rule. The first pair of electrons in an annulene goes into the π orbital of lowest energy. After that the bonding orbitals are degenerate and occur in pairs of equal energy. When there is a total of four electrons, Hund's rule predicts that two will be in the lowest orbital but the other two will be unpaired, so that the system will exist as a diradical rather than as two pairs. The degeneracy can be removed if the molecule is distorted from maximum molecular symmetry to a structure of lesser symmetry. For example, if **77** assumes a rectangular rather than a square shape, one of the previously degenerate orbitals has a lower energy than the other and will be occupied by two electrons. In this case, of course, the double bonds are essentially separate and the molecule is still not aromatic. Distortions of symmetry can also occur when one or more carbons are replaced by heteroatoms or in other ways.¹⁹⁵

In the following sections systems with various numbers of electrons are discussed. When we look for aromaticity we look for (1) the presence of a diamagnetic ring current; (2) equal or approximately equal bond distances, except when the symmetry of the system is disturbed by a heteroatom or in some other way; (3) planarity; (4) chemical stability; (5) the ability to undergo aromatic substitution.

Systems of Two Electrons¹⁹⁶

Obviously, there can be no ring of two carbon atoms though a double bond may be regarded as a degenerate case. However, in analogy to the tropylium ion, a three-membered ring with a double bond and a positive charge on the third atom (the *cyclopropenyl cation*) is a $4n + 2$ system and hence is expected to show aromaticity. The unsubstituted **80** has been prepared,¹⁹⁷ as well as several derivatives, e.g.,



the trichloro, diphenyl, and dipropyl derivatives, and these are stable despite the angles of only 60°. In fact, the tripropylcyclopropenyl,¹⁹⁸ tricyclopropylcyclopropenyl,¹⁹⁹ chlorodipropylcyclopropenyl,²⁰⁰ and chloro-bisdialkylaminocyclopropenyl²⁰¹ cations are among the most stable carbocations known, being stable

¹⁹⁵For a discussion, see Hoffmann, R. *Chem. Commun.* **1969**, 240.

¹⁹⁶For reviews, see Billups, W.E.; Moorehead, A.W., in Rappoport *The Chemistry of the Cyclopropyl Group*, pt. 2, Wiley, NY, **1987**, pp. 1533–1574; Potts, K.T.; Baum, J.S. *Chem. Rev.* **1974**, *74*, 189; Yoshida, Z. *Top. Curr. Chem.* **1973**, *40*, 47; D'yakov, I.A.; Kostikov, R.R. *Russ. Chem. Rev.* **1967**, *36*, 557; Closs, G.L. *Adv. Alicyclic Chem.* **1966**, *1*, 53, pp. 102–126; Krebs, A.W. *Angew. Chem. Int. Ed.* **1965**, *4*, 10.

¹⁹⁷Farnum, D.G.; Mehta, G.; Silberman, R.G. *J. Am. Chem. Soc.* **1967**, *89*, 5048; Breslow, R.; Groves, J.T. *J. Am. Chem. Soc.* **1970**, *92*, 984.

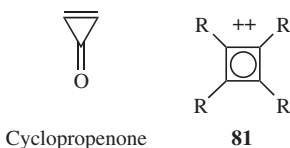
¹⁹⁸Breslow, R.; Höver, H.; Chang, H.W. *J. Am. Chem. Soc.* **1962**, *84*, 3168.

¹⁹⁹Komatsu, K.; Tomioka, K.; Okamoto, K. *Tetrahedron Lett.* **1980**, *21*, 947; Moss, R.A.; Shen, S.; Krogh-Jespersen, K.; Potenza, J.A.; Schugar, H.J.; Munjal, R.C. *J. Am. Chem. Soc.* **1986**, *108*, 134.

²⁰⁰Ito, S.; Morita, N.; Asao, T. *Tetrahedron Lett.* **1992**, *33*, 3773.

²⁰¹Taylor, M.J.; Surman, P.W.J.; Clark, G.R. *J. Chem. Soc. Chem. Commun.* **1994**, 2517.

even in water solution. The tri-*tert*-butylcyclopropenyl cation is also very stable.²⁰² In addition, cyclopropenone and several of its derivatives are stable



compounds,²⁰³ in accord with the corresponding stability of the tropones.²⁰⁴ The ring system **80** is nonalternant and the corresponding radical and anion (which do not have an aromatic duet) have electrons in antibonding orbitals, so that their energies are much higher. As with **58** and **62**, the equivalence of the three carbon atoms in the triphenylcyclopropenyl cation has been demonstrated by ¹⁴C labeling experiments.²⁰⁵ The interesting dications **81** (R = Me or Ph) have been prepared,²⁰⁶ and they too should represent aromatic systems of two electrons.²⁰⁷

Systems of Four Electrons: Antiaromaticity

The most obvious compound in which to look for a closed loop of four electrons is cyclobutadiene (**77**).²⁰⁸ Hückel's rule predicts no aromatic character here, since 4 is not a number of the form $4n + 2$. There is a long history of attempts to prepare this compound and its simple derivatives, and those experiments fully bear out Hückel's prediction. Cyclobutadienes display none of the characteristics that would lead us to call them aromatic, and there is evidence that a closed loop of four electrons is actually *antiaromatic*.²⁰⁹ If such compounds simply lacked aromaticity, we would expect

²⁰²Ciabattoni, J.; Nathan III, E.C. *J. Am. Chem. Soc.* **1968**, *90*, 4495.

²⁰³See, for example, Kursanov, D.N.; Vol'pin, M.E.; Koreshkov, Yu.D. *J. Gen. Chem. USSR* **1960**, *30*, 2855; Breslow, R.; Oda, M. *J. Am. Chem. Soc.* **1972**, *94*, 4787; Yoshida, Z.; Konishi, H.; Tawara, Y.; Ogoshi, H. *J. Am. Chem. Soc.* **1973**, *95*, 3043; Ciabattoni, J.; Nathan III, E.C. *J. Am. Chem. Soc.* **1968**, *90*, 4495.

²⁰⁴For a review of cyclopropenones, see Eicher, T.; Weber, J.L. *Top. Curr. Chem. Soc.* **1975**, *57*, 1. For discussions of cyclopropenone structure, see Schäfer, W.; Schweig, A.; Maier, G.; Sayrac, T.; Crandall, J.K. *Tetrahedron Lett.* **1974**, 1213; Tobey, S.W., in Bergmann, E.D.; Pullman, B. *Aromaticity, Pseudo-Aromaticity, and Anti-Aromaticity*, Israel Academy of Sciences and Humanities, Jerusalem, **1971**, pp. 351–362; Greenberg, A.; Tomkins, R.P.T.; Dobrovolsky, M.; Liebman, J.F. *J. Am. Chem. Soc.* **1983**, *105*, 6855.

²⁰⁵D'yakov, I.A.; Kostikov, R.R.; Molchanov, A.P. *J. Org. Chem. USSR* **1969**, *5*, 171; **1970**, *6*, 304.

²⁰⁶Freedman, H.H.; Young, A.E. *J. Am. Chem. Soc.* **1964**, *86*, 734; Olah, G.A.; Staral, J.S. *J. Am. Chem. Soc.* **1976**, *98*, 6290. See also Lambert, J.B.; Holcomb, A.G. *J. Am. Chem. Soc.* **1971**, *93*, 2994; Seitz, G.; Schmiedel, R.; Mann, K. *Synthesis*, **1974**, 578.

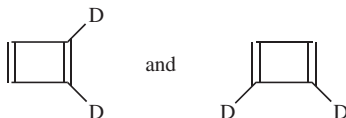
²⁰⁷See Pittman Jr., C.U.; Kress, A.; Kispert, L.D. *J. Org. Chem.* **1974**, *39*, 378. See, however, Krogh-Jespersen, K.; Schleyer, P.v.R.; Pople, J.A.; Cremer, D. *J. Am. Chem. Soc.* **1978**, *100*, 4301.

²⁰⁸For a monograph, see Cava, M.P.; Mitchell, M.J. *Cyclobutadiene and Related Compounds*; Academic Press, NY, **1967**. For reviews, see Maier, G. *Angew. Chem. Int. Ed.* **1988**, *27*, 309; **1974**, *13*, 425–438; Bally, T.; Masamune, S. *Tetrahedron* **1980**, *36*, 343; Vollhardt, K.P.C. *Top. Curr. Chem.* **1975**, *59*, 113.

²⁰⁹For reviews of antiaromaticity, see Glukhovtsev, M.N.; Simkin, B.Ya.; Minkin, V.I. *Russ. Chem. Rev.* **1985**, *54*, 54; Breslow, R. *Pure Appl. Chem.* **1971**, *28*, 111; *Acc. Chem. Res.* **1973**, *6*, 393.

them to be about as stable as similar nonaromatic compounds, but both theory and experiment show that they are *much less stable*.²¹⁰ An antiaromatic compound may be defined as a compound that is destabilized by a closed loop of electrons.

After years of attempts to prepare cyclobutadiene, the goal was finally reached by Pettit and co-workers.²¹¹ It is now clear that **77** and its simple derivatives are extremely unstable compounds with very short lifetimes (they dimerize by a Diels–Alder reaction; see **15–60**) unless they are stabilized in some fashion, either at ordinary temperatures embedded in the cavity of a hemicarcerand²¹² (see the structure of a carcerand on p. 128), or in matrices at very low temperatures (generally under 35 K). In either of these cases, the cyclobutadiene molecules are forced to remain apart from each other, and other molecules cannot get in. The structures of **77** and some of its derivatives have been studied a number of times using the low-temperature matrix technique.²¹³ The ground-state structure of **77** is a rectangular diene (not a diradical) as shown by the ir spectra of **77** and deuterated **77** trapped in matrices,²¹⁴ as well as by a photoelectron spectrum.²¹⁵ Molecular-orbital calculations agree.²¹⁶ The same conclusion was also reached in an elegant experiment in which 1,2-dideuterocyclobutadiene was generated. If **77** is a rectangular diene, the dideutero compound should exist as two isomers:



The compound was generated (as an intermediate that was not isolated) and two isomers were indeed found.²¹⁷ The cyclobutadiene molecule is not static, even in the matrices. There are two forms (**77a** and **77b**), which rapidly interconvert.²¹⁸

²¹⁰For a discussion, see Bauld, N.L.; Welsher, T.L.; Cessac, J.; Holloway, R.L. *J. Am. Chem. Soc.* **1978**, *100*, 6920.

²¹¹Watts, L.; Fitzpatrick, J.D.; Pettit, R. *J. Am. Chem. Soc.* **1965**, *87*, 3253, **1966**, *88*, 623. See also, Cookson, R.C.; Jones, D.W. *J. Chem. Soc.* **1965**, 1881.

²¹²Cram, D.J.; Tanner, M.E.; Thomas, R. *Angew. Chem. Int. Ed.* **1991**, *30*, 1024.

²¹³See, for example, Lin, C.Y.; Krantz, A. *J. Chem. Soc. Chem. Commun.* **1972**, 1111; Chapman, O.L.; McIntosh, C.L.; Pacansky, J. *J. Am. Chem. Soc.* **1973**, *95*, 614; Maier, G.; Mende, U. *Tetrahedron Lett.* **1969**, 3155. For a review, see Sheridan, R.S. *Org. Photochem.* **1987**, *8*, 159; pp. 167–181.

²¹⁴Masamune, S.; Souto-Bachiller, F.A.; Machiguchi, T.; Bertie, J.E. *J. Am. Chem. Soc.* **1978**, *100*, 4889.

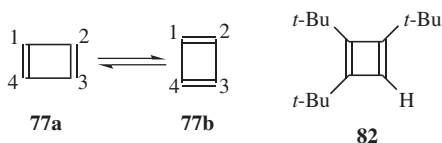
²¹⁵Kreile, J.; Münzel, N.; Schweig, A.; Specht, H. *Chem. Phys. Lett.* **1986**, *124*, 140.

²¹⁶See, for example, Borden, W.T.; Davidson, E.R.; Hart, P. *J. Am. Chem. Soc.* **1978**, *100*, 388; Kollmar, H.; Staemmler, V. *J. Am. Chem. Soc.* **1978**, *100*, 4304; Jafri, J.A.; Newton, M.D. *J. Am. Chem. Soc.* **1978**, *100*, 5012; Ermer, O.; Heilbronner, E. *Angew. Chem. Int. Ed.* **1983**, *22*, 402; Voter, A.F.; Goddard III, W.A. *J. Am. Chem. Soc.* **1986**, *108*, 2830.

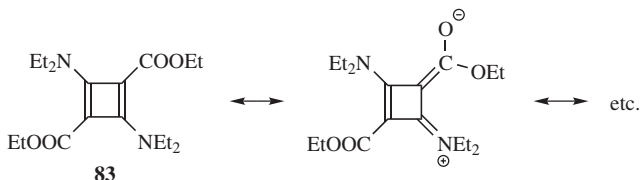
²¹⁷Whitman, D.W.; Carpenter, B.K. *J. Am. Chem. Soc.* **1980**, *102*, 4272. See also Whitman, D.W.; Carpenter, B.K. *J. Am. Chem. Soc.* **1982**, *104*, 6473.

²¹⁸Carpenter, B.K. *J. Am. Chem. Soc.* **1983**, *105*, 1700; Huang, M.; Wolfsberg, M. *J. Am. Chem. Soc.* **1984**, *106*, 4039; Dewar, M.J.S.; Merz, Jr., K.M.; Stewart, J.J.P. *J. Am. Chem. Soc.* **1984**, *106*, 4040; Orendt, A.M.; Arnold, B.R.; Radziszewski, J.G.; Facelli, J.C.; Malsch, K.D.; Strub, H.; Grant, D.M.; Michl, J. *J. Am. Chem. Soc.* **1988**, *110*, 2648. See, however, Arnold, B.R.; Radziszewski, J.G.; Campion, A.; Perry, S.S.; Michl, J. *J. Am. Chem. Soc.* **1991**, *113*, 692.

Note that there is experimental evidence that the aromatic and antiaromatic characters of neutral and dianionic systems are measurably increased via deuteration.²¹⁹



There are some simple cyclobutadienes that are stable at room temperature for varying periods of time. These either have bulky substituents or carry certain other stabilizing substituents such as seen in tri-*tert*-butylcyclobutadiene (**83**).²²⁰ Such compounds are relatively stable because dimerization is sterically hindered. Examination of the NMR spectrum of **83** showed that the ring proton ($\delta = 5.38$) was shifted *upfield*, compared with the position expected for a nonaromatic proton, for example, cyclopentadiene. As we will see (pp. 89–90), this indicates that the compound is antiaromatic.



The other type of stable cyclobutadiene has two electron-donating and two electron-withdrawing groups,²²¹ and is stable in the absence of water.²²² An example is **58**. The stability of these compounds is generally attributed to the resonance shown, a type of resonance stabilization called the *push–pull* or *captodative effect*,²²³ although it has been concluded from a photoelectron spectroscopy study that second-order bond fixation is more important.²²⁴ An X-ray crystallographic study of **83** has shown²²⁵ the ring to be a distorted square with bond lengths of 1.46 Å and angles of 87° and 93°.

²¹⁹For experiments with [16]-annulene (see p 82), see Stevenson, C.D.; Kurth, T.L. *J. Am. Chem. Soc.* **1999**, *121*, 1623

²²⁰Masamune, S.; Nakamura, N.; Suda, M.; Ona, H. *J. Am. Chem. Soc.* **1973**, *95*, 8481; Maier, G.; Alzérreca, A. *Angew. Chem. Int. Ed.* **1973**, *12*, 1015. For a discussion, see Masamune, S. *Pure Appl. Chem.* **1975**, *44*, 861.

²²¹The presence of electron-donating and -withdrawing groups on the same ring stabilizes $4n$ systems and destabilizes $4n + 2$ systems. For a review of this concept, see Gompper, R.; Wagner, H. *Angew. Chem. Int. Ed.* **1988**, *27*, 1437.

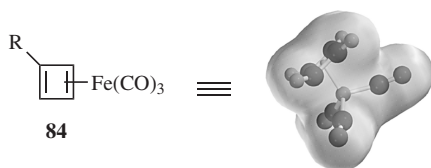
²²²Neuenschwander, M.; Niederhauser, A. *Chimia*, **1968**, *22*, 491, *Helv. Chim. Acta*, **1970**, *53*, 519; Gompper, R.; Kroner, J.; Seybold, G.; Wagner, H. *Tetrahedron* **1976**, *32*, 629.

²²³Manatt, S.L.; Roberts, J.D. *J. Org. Chem.* **1959**, *24*, 1336; Breslow, R.; Kivelevich, D.; Mitchell, M.J.; Fabian, W.; Wendel, K. *J. Am. Chem. Soc.* **1965**, *87*, 5132; Hess Jr., B.A.; Schaad, L.J. *J. Org. Chem.* **1976**, *41*, 3058.

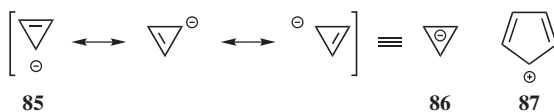
²²⁴Gompper, R.; Holsboer, F.; Schmidt, W.; Seybold, G. *J. Am. Chem. Soc.* **1973**, *95*, 8479.

²²⁵Lindner, H.J.; von Ross, B. *Chem. Ber.* **1974**, *107*, 598.

It is clear that simple cyclobutadienes, which could easily adopt a square planar shape if that would result in aromatic stabilization, do not in fact do so and are not aromatic. The high reactivity of these compounds is not caused merely by steric strain, since the strain should be no greater than that of simple cyclopropenes, which are known compounds. It is probably caused by antiaromaticity.²²⁶



The cyclobutadiene system can be stabilized as a η^4 -complex with metals,²²⁷ as with the iron complex **84** (see Chapter 3), but in these cases electron density is withdrawn from the ring by the metal and there is no aromatic quartet. In fact, these cyclobutadiene–metal complexes can be looked upon as systems containing an aromatic diat. The ring is square planar,²²⁸ the compounds undergo aromatic substitution,²²⁹ and nmr spectra of monosubstituted derivatives show that the C-2 and C-4 protons are equivalent.²²⁹



Other systems that have been studied as possible aromatic or antiaromatic four-electron systems include the cyclopropenyl anion (**86**), the cyclopentadienyl cation (**87**).²³⁰ With respect to **86**, HMO theory predicts that an unconjugated **85** (i.e., a single canonical form) is more stable than a conjugated **86**,²³¹ so that **85** would actually lose stability by forming a closed loop of four electrons. The HMO theory

²²⁶For evidence, see Breslow, R.; Murayama, D.R.; Murahashi, S.; Grubbs, R. *J. Am. Chem. Soc.* **1973**, *95*, 6688; Herr, M.L. *Tetrahedron* **1976**, *32*, 2835.

²²⁷For reviews, see Efraty, A. *Chem. Rev.* **1977**, *77*, 691; Pettit, R. *Pure Appl. Chem.* **1968**, *17*, 253; Maitlis, P.M. *Adv. Organomet. Chem.* **1966**, *4*, 95; Maitlis, P.M.; Eberius, K.W., in Snyder, J.P. *Nonbenzenoid Aromatics*, vol. 2, Academic Press, NY, **1971**, pp. 359–409.

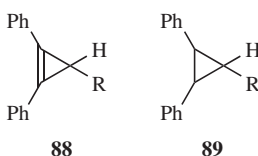
²²⁸Dodge, R.P.; Schomaker, V. *Acta Crystallogr.* **1965**, *18*, 614; *Nature (London)* **1960**, *186*, 798; Dunitz, J.D.; Mez, H.C.; Mills, O.S.; Shearer, H.M.M. *Helv. Chim. Acta*, **1962**, *45*, 647; Yannoni, C.S.; Ceasar, G.P.; Dailey, B.P. *J. Am. Chem. Soc.* **1967**, *89*, 2833.

²²⁹Fitzpatrick, J.D.; Watts, L.; Emerson, G.F.; Pettit, R. *J. Am. Chem. Soc.* **1965**, *87*, 3255. For a discussion, see Pettit, R. *J. Organomet. Chem.* **1975**, *100*, 205.

²³⁰For a review of cyclopentadienyl cations, see Breslow, R. *Top. Nonbenzenoid Aromat. Chem.* **1973**, *1*, 81.

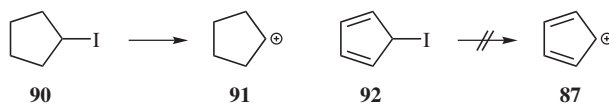
²³¹Clark, D.T. *Chem. Commun.* **1969**, 637; Glukhovtsev, M.N.; Simkin, B.Ya.; Minkin, V.I. *Russ. Chem. Rev.* **1985**, *54*, 54; Breslow, R. *Pure Appl. Chem.* **1971**, *28*, 111; *Acc. Chem. Res.* **1973**, *6*, 393.

is supported by experiment. Among other evidence,



it has been shown that **88** ($R = \text{COPh}$) loses its proton in hydrogen-exchange reactions ~ 6000 times more slowly than **89** ($R = \text{COPh}$).²³² Where $R = \text{CN}$, the ratio is $\sim 10,000$.²³³ This indicates that **88** are much more reluctant to form carbanions (which would have to be cyclopropenyl carbanions) than **89**, which form ordinary carbanions. Thus the carbanions of **88** are less stable than corresponding ordinary carbanions. Although derivatives of cyclopropenyl anion have been prepared as fleeting intermediates (as in the exchange reactions mentioned above), all attempts to prepare the ion or any of its derivatives as relatively stable species have so far met with failure.²³⁴

In the case of **87**, the ion has been prepared and has been shown to be a diradical in the ground state,²³⁵ as predicted by the discussion on p. 73.²³⁶ Evidence that **87** is not only nonaromatic, but also antiaromatic comes from studies on **90** and **92**.²³⁷ When **90** is treated with silver perchlorate in propionic acid, the molecule is rapidly solvolyzed (a reaction in which the intermediate **91** is formed; see Chapter 5). Under the same conditions, **92** undergoes no solvolysis at all; that is, **87** does not form. If **87** were merely nonaromatic, it should be about as stable as **91** (which of course has no resonance stabilization at all). The fact that it is so much more reluctant to form indicates that **87** is much less stable than **91**. It is noted that under certain conditions, **91** can be generated solvolytically.²³⁸



²³²Breslow, R.; Brown, J.; Gajewski, J.J. *J. Am. Chem. Soc.* **1967**, *89*, 4383.

²³³Breslow, R.; Douek, M. *J. Am. Chem. Soc.* **1968**, *90*, 2698.

²³⁴See, for example, Breslow, R.; Cortés, D.A.; Juan, B.; Mitchell, R.D. *Tetrahedron Lett.* **1982**, *23*, 795. A triphenylcyclopropyl anion has been prepared in the gas phase, with a lifetime of 1–2 s: Bartmess, J.E.; Kester, J.; Borden, W.T.; Köser, H.G. *Tetrahedron Lett.* **1986**, *27*, 5931.

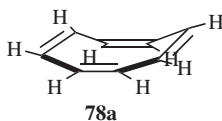
²³⁵Saunders, M.; Berger, R.; Jaffe, A.; McBride, J.M.; O'Neill, J.; Breslow, R.; Hoffman Jr., J.M.; Perchonock, C.; Wasserman, E.; Hutton, R.S.; Kuck, V.J. *J. Am. Chem. Soc.* **1973**, *95*, 3017.

²³⁶Derivatives of **87** show similar behavior. Volz, H. *Tetrahedron Lett.* **1964**, 1899; Breslow, R.; Chang, H.W.; Hill, R.; Wasserman, E. *J. Am. Chem. Soc.* **1967**, *89*, 1112; Gompper, R.; Glöckner, H. *Angew. Chem. Int. Ed.* **1984**, *23*, 53.

²³⁷Breslow, R.; Mazur, S. *J. Am. Chem. Soc.* **1973**, *95*, 584. For further evidence, see Lossing, F.P.; Treager, J.C. *J. Am. Chem. Soc.* **1975**, *97*, 1579. See also, Breslow, R.; Canary, J.W. *J. Am. Chem. Soc.* **1991**, *113*, 3950.

²³⁸Allen, A.D.; Sumonja, M.; Tidwell, T.T. *J. Am. Chem. Soc.* **1997**, *119*, 2371.

It is strong evidence for Hückel's rule that **86** and **87** are not aromatic while the cyclopropenyl cation (**80**) and the cyclopentadienyl anion (**58**) are, since simple resonance theory predicts no difference between **86** and **80** or **87** and **58** (the same number of equivalent canonical forms can be drawn for **86** as for **80** and for **87** as for **58**).



Systems of Eight Electrons

Cyclooctatetraene²³⁹ ([8]annulene, **78a**) is not planar, but tub-shaped.²⁴⁰ Therefore we would expect that it is neither aromatic nor antiaromatic, since both these conditions require overlap of parallel *p* orbitals. The reason for the lack of planarity is that a regular octagon has angles of 135°, while *sp*² angles are most stable at 120°. To avoid the strain, the molecule assumes a nonplanar shape, in which orbital overlap is greatly diminished.²⁴¹ Single- and double-bond distances in **78** are, respectively, 1.46 and 1.33 Å, which is expected for a compound made up of four individual double bonds.²⁴⁰ The reactivity is also what would be expected for a linear polyene. Reactive intermediates can be formed in solution. Dehydrohalogenation of bromocyclooctatetraene at -100°C has been reported, for example, and trapping by immediate electron transfer gave a stable solution of the [8]annulene anion radical.²⁴²

The cyclooctadiendiynes **93** and **94** are planar conjugated eight-electron systems (the four extra triple-bond electrons do not participate), which nmr evidence show to be antiaromatic.²⁴³ There is evidence that part of the reason for the lack of planarity in **78** itself is that a planar molecular would have to be antiaromatic.²⁴⁴ The cycloheptatrienyl anion (**61**) also has eight electrons, but does not behave like an aromatic system.¹⁵¹ The bond lengths for a series of molecules containing the cycloheptatrienide anion have recently been published.²⁴⁵ The NMR spectrum

²³⁹For a monograph, see Fray, G.I.; Saxton, R.G. *The Chemistry of Cyclooctatetraene and its Derivatives*; Cambridge University Press: Cambridge, **1978**. For a review, see Paquette, L.A. *Tetrahedron* **1975**, *31*, 2855. For reviews of heterocyclic 8π systems, see Kaim, W. *Rev. Chem. Intermed.* **1987**, *8*, 247; Schmidt, R.R. *Angew. Chem. Int. Ed.* **1975**, *14*, 581.

²⁴⁰Bastiansen, O.; Hedberg, K.; Hedberg, L. *J. Chem. Phys.* **1957**, *27*, 1311.

²⁴¹The compound perfluorotetracyclobutacyclooctatetraene has been found to have a planar cyclooctatetraene ring, although the corresponding tetracyclopenta analog is nonplanar: Einstein, F.W.B.; Willis, A.C.; Cullen, W.R.; Soulen, R.L. *J. Chem. Soc. Chem. Commun.* **1981**, 526. See also, Paquette, L.A.; Wang, T.; Cottrell, C.E. *J. Am. Chem. Soc.* **1987**, *109*, 3730.

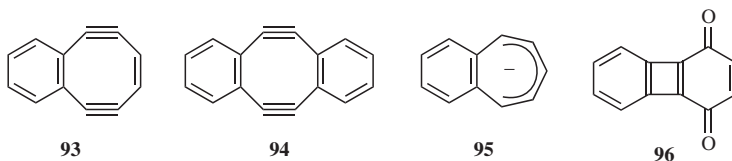
²⁴²Peters, S.J.; Turk, M.R.; Kiesewetter, M.K.; Stevenson, C.D. *J. Am. Chem. Soc.* **2003**, *125*, 11264.

²⁴³For a review, see Huang, N.Z.; Sondheimer, F. *Acc. Chem. Res.* **1982**, *15*, 96. See also, Dürr, H.; Klauk, G.; Peters, K.; von Schnering, H.G. *Angew. Chem. Int. Ed.* **1983**, *22*, 332; Chan, T.; Mak, T.C.W.; Poon, C.; Wong, H.N.C.; Jia, J.H.; Wang, L.L. *Tetrahedron* **1986**, *42*, 655.

²⁴⁴Figey, H.P.; Dralants, A. *Tetrahedron Lett.* **1971**, 3901; Buchanan, G.W. *Tetrahedron Lett.* **1972**, 665.

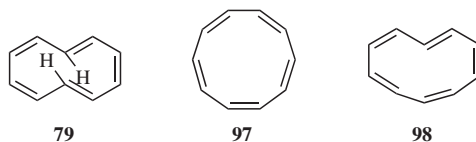
²⁴⁵Dietz, F.; Rabinowitz, M.; Tadjer, A.; Tyutyulkov, N. *J. Chem. Soc. Perkin Trans. 2* **1995**, 735.

of the benzocycloheptatrienyl anion (**95**) shows that, like **82**, **93**, and **94**, this compound is antiaromatic.²⁴⁶ A new antiaromatic compound 1,4-biphenylene quinone (**96**) was prepared, but it rapidly dimerizes due to instability.²⁴⁷

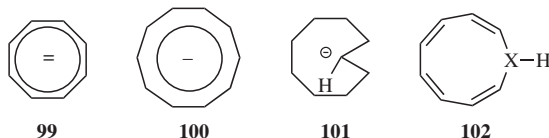


Systems of Ten Electrons²⁴⁸

There are three geometrically possible isomers of [10]annulene: the all-*cis* (**97**), the mono-*trans* (**98**), and the *cis-trans-cis-cis-trans* (**79**). If Hückel's rule applies, they should be planar. But it is far from obvious that the molecules would adopt a planar



shape, since they must overcome considerable strain to do so. For a regular decagon (**97**) the angles would have to be 144° , considerably larger than the 120° required for sp^2 angles. Some of this strain would also be present in **98**, but this kind of strain is eliminated in **79** since all the angles are 120° . However, it was pointed out by Mislow²⁴⁹ that the hydrogens in the 1 and 6 positions should interfere with each other and force the molecule out of planarity.



Compounds **97** and **98** have been prepared²⁵⁰ as crystalline solids at -80°C . The NMR spectra show that all the hydrogens lie in the alkene region and it was concluded that neither compound is aromatic. Calculations on **98** suggest that

²⁴⁶Staley, S.W.; Orvedal, A.W. *J. Am. Chem. Soc.* **1973**, *95*, 3382.

²⁴⁷Kiliç, H.; Balci, M. *J. Org. Chem.* **1997**, *62*, 3434.

²⁴⁸For reviews, see Kemp-Jones, A.V.; Masamune, S. *Top. Nonbenzenoid Aromat. Chem.* **1973**, *1*, 121; Masamune, S.; Darby, N. *Acc. Chem. Res.* **1972**, *5*, 272; Burkoth, T.L.; van Tamelen, E.E., in Snyder, J.P. *Nonbenzenoid Aromaticity*, Vol. 1, Academic Press, NY, **1969**, pp. 63–116; Vogel, E., in Garratt, P.J. *Aromaticity*, Wiley, NY, **1986**, pp. 113–147.

²⁴⁹Mislow, K. *J. Chem. Phys.* **1952**, *20*, 1489.

²⁵⁰Masamune, S.; Hojo, K.; Bigam, G.; Rabenstein, D.L. *J. Am. Chem. Soc.* **1971**, *93*, 4966. [10]Annulenes had previously been prepared, but it was not known which ones: van Tamelen, E.E.; Greeley, R.H. *Chem. Commun.* **1971**, 601; van Tamelen, E.E.; Burkoth, T.L.; Greeley, R.H. *J. Am. Chem. Soc.* **1971**, *93*, 6120.

it may indeed be aromatic, although the other isomers are not.²⁵¹ It is known that the Hartree–Fock (HF) method incorrectly favors bond-length-alternating structures for [10]annulene, and aromatic structures are incorrectly favored by density functional theory. Improved calculations predict that the twist conformation is lowest in energy, and the naphthalene-like and heart-shaped conformations lie higher than the twist by 1.40 and 4.24 kcal mol⁻¹, respectively.²⁵² From ¹³C and proton (¹H) nmr spectra it has been deduced that neither is planar. However, that the angle strain is not insurmountable has been demonstrated by the preparation of several compounds that have large angles, but that are definitely planar 10-electron aromatic systems. Among these are the dianion **99**, the anions **100** and **101**, and the azonine **102**.²⁵³ Compound **99**²⁵⁴ has angles of ~135°, while **100**²⁵⁵ and **101**²⁵⁶ have angles of ~140°, which are not very far from 144°. The inner proton in **101**²⁵⁷ (which is the mono-trans isomer of the all-cis **100**) is found far upfield in the NMR (–3.5 δ). For **97** and **98**, the cost in strain energy to achieve planarity apparently outweighs the extra stability that would come from an aromatic ring. To emphasize the delicate balance between these factors, we may mention that the oxygen analog of **102** (X = O, oxonin) and the *N*-carbethoxy derivative of **102** (X = CH) are nonaromatic and nonplanar, while **102** (X = N) is aromatic and planar.²⁵⁸ Other azaannulenes are known, including Vogel's 2,7-methanoazaannulene,²⁵⁹ as well

²⁵¹Sulzbach, H.M.; Schleyer, P.V.R.; Jiao, H.; Xie, Y.; Schaefer III, H.F. *J. Am. Chem. Soc.* **1995**, *117*, 1369. Also see, Sulzbach, H.M.; Schaefer III, H.F.; Klopper, W.; Lüthi, H.P. *J. Am. Chem. Soc.* **1996**, *118*, 3519 for a discussion of Aromaticity calculations for [10]annulene.

²⁵²King, R.A.; Crawford, T.D.; Stanton, J.F.; Schaefer, III, H.F. *J. Am. Chem. Soc.* **1999**, *121*, 10788.

²⁵³For reviews of **102** (X = N) and other nine-membered rings containing four double bonds and a hetero atom (heteronins), see Anastassiou, A.G. *Acc. Chem. Res.* **1972**, *5*, 281, *Top. Nonbenzenoid Aromat. Chem.* **1973**, *1*, 1, *Pure Appl. Chem.* **1975**, *44*, 691. For a review of heteroannulenes in general, see Anastassiou; Kasmai, H.S. *Adv. Heterocycl. Chem.* **1978**, *23*, 55.

²⁵⁴Katz, T.J. *J. Am. Chem. Soc.* **1960**, *82*, 3784, 3785; Goldstein, M.J.; Wenzel, T.T. *J. Chem. Soc. Chem. Commun.* **1984**, 1654; Garkusha, O.G.; Garbuzova, I.A.; Lokshin, B.V.; Todres, Z.V. *J. Organomet. Chem.* **1989**, *371*, 279. See also, Noordik, J.H.; van den Hark, T.E.M.; Mooij, J.J.; Klaassen, A.A.K. *Acta Crystallogr. Sect. B.* **1974**, *30*, 833; Goldberg, S.Z.; Raymond, K.N.; Harmon, C.A.; Templeton, D.H. *J. Am. Chem. Soc.* **1974**, *96*, 1348; Evans, W.J.; Wink, D.J.; Wayda, A.L.; Little, D.A. *J. Org. Chem.* **1981**, *46*, 3925; Heinz, W.; Langensee, P.; Müllen, K. *J. Chem. Soc. Chem. Commun.* **1986**, 947.

²⁵⁵Katz, T.J.; Garratt, P.J. *J. Am. Chem. Soc.* **1964**, *86*, 5194; LaLancette, E.A.; Benson, R.E. *J. Am. Chem. Soc.* **1965**, *87*, 1941; Simmons, H.E.; Chesnut, D.B.; LaLancette, E.A. *J. Am. Chem. Soc.* **1965**, *87*, 982; Paquette, L.A.; Ley, S.V.; Meisinger, R.H.; Russell, R.K.; Oku, M. *J. Am. Chem. Soc.* **1974**, *96*, 5806; Radlick, P.; Rosen, W. *J. Am. Chem. Soc.* **1966**, *88*, 3461.

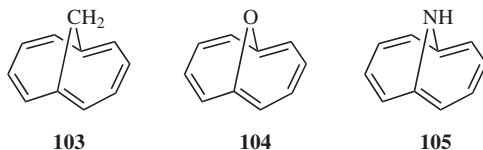
²⁵⁶Anastassiou, A.G.; Gebrian, J.H. *Tetrahedron Lett.* **1970**, 825.

²⁵⁷Boche, G.; Weber, H.; Martens, D.; Bieberbach, A. *Chem. Ber.* **1978**, *111*, 2480. See also, Anastassiou, A.G.; Reichmanis, E. *Angew. Chem. Int. Ed.* **1974**, *13*, 728; Boche, G.; Bieberbach, A. *Tetrahedron Lett.* **1976**, 1021.

²⁵⁸Anastassiou, A.G.; Gebrian, J.H. *J. Am. Chem. Soc.* **1969**, *91*, 4011; Chiang, C.C.; Paul, I.C.; Anastassiou, A.G.; Eachus, S.W. *J. Am. Chem. Soc.* **1974**, *96*, 1636.

²⁵⁹Vogel, E.; Roth, H.D. *Angew. Chem. Int. Ed.* **1964**, *3*, 228; Vogel, E.; Biskup, M.; Pretzer, W.; Böll, W.A. *Angew. Chem. Int. Ed.* **1964**, *3*, 642.; Vogel, E.; Meckel, M.; Grimme, W. *Angew. Chem. Int. Ed.* **1964**, *3*, 643; Vogel, E.; Pretzer, W.; Böll, W.A. *Tetrahedron Lett.* **1965**, 3613; Sondheimer, F.; Shani, A. *J. Am. Chem. Soc.* **1964**, *86*, 3168; Shani, A.; Sondheimer, F. *J. Am. Chem. Soc.* **1967**, *89*, 6310; Bailey, N.A.; Mason, R. *J. Chem. Soc. Chem. Commun.* **1967**, 1039.

as 3,8-methanoaza[10]annulene,²⁶⁰ and their alkoxy derivatives.²⁶¹ Calculations for aza[10]annulene concluded that the best olefinic twist isomer is $2.1 \text{ kcal mol}^{-1}$ (8.8 kJ mol^{-1}) more stable than the aromatic form,²⁶² and is probably the more stable form.



So far, **79** has not been prepared despite many attempts. However, there are various ways of avoiding the interference between the two inner protons. The approach that has been most successful involves bridging the 1 and 6 positions.²⁶³ Thus, 1,6-methano[10]annulene (**103**)²⁶⁴ and its oxygen and nitrogen analogs, **104**²⁶⁵ and **105**,²⁶⁶ have been prepared and are stable compounds that undergo aromatic substitution and are diatropic.²⁶⁷ For example, the perimeter protons of **103** are found at 6.9–7.3 δ , while the bridge protons are at -0.5δ . The crystal structure of **103** shows that the perimeter is nonplanar, but the bond distances are in the range 1.37–1.42 Å.²⁶⁸ It has therefore been amply demonstrated that a closed loop of 10 electrons is an aromatic system, although some molecules that could conceivably have such a system are too distorted from planarity to be aromatic. A small distortion from planarity (as in **103**) does not prevent aromaticity, at least in part because the s orbitals so distort themselves as to maximize the favorable (parallel) overlap

²⁶⁰Schäfer-Ridder, M.; Wagner, A.; Schwamborn, M.; Schreiner, H.; Devrout, E.; Vogel, E. *Angew. Chem. Int. Ed.* **1978**, *17*, 853; Destro, R.; Simonetta, M.; Vogel, E. *J. Am. Chem. Soc.* **1981**, *103*, 2863.

²⁶¹Vogel, E. Presented at the 3rd International Symposium on Novel Aromatic Compounds (ISNA 3), San Francisco, Aug **1977**; Götz, H.-J.; Muchowski, J.M.; Maddox, M.L. *Angew. Chem. Int. Ed.* **1978**, *17*, 855; Schleyer, P.v.R.; Jiao, H.; Sulzbach, H.M.; Schaefer III H.F. *J. Am. Chem. Soc.* **1996**, *118*, 2093.

²⁶²Bettinger, H.F.; Sulzbach, H.M.; Schleyer, P.v.R.; Schaefer III, H.F. *J. Org. Chem.* **1999**, *64*, 3278.

²⁶³For reviews of bridged [10]-, [14]-, and [18]annulenes, see Vogel, E. *Pure Appl. Chem.* **1982**, *54*, 1015; *Isr. J. Chem.* **1980**, *20*, 215; *Chimia*, **1968**, *22*, 21; Vogel, E.; Günther, H. *Angew. Chem. Int. Ed.* **1967**, *6*, 385.

²⁶⁴Vogel, E.; Roth, H.D. *Angew. Chem. Int. Ed.* **1964**, *3*, 228; Vogel, E.; Böll, W.A. *Angew. Chem. Int. Ed.* **1964**, *3*, 642; Vogel, E.; Böll, W.A.; Biskup, M. *Tetrahedron Lett.* **1966**, 1569.

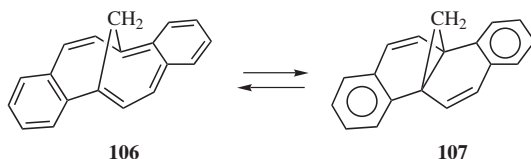
²⁶⁵Vogel, E.; Biskup, M.; Pretzer, W.; Böll, W.A. *Angew. Chem. Int. Ed.* **1964**, *3*, 642; Shani, A.; Sondheimer, F. *J. Am. Chem. Soc.* **1967**, *89*, 6310; Bailey, N.A.; Mason, R. *Chem. Commun.* **1967**, 1039.

²⁶⁶Vogel, E.; Pretzer, W.; Böll, W.A. *Tetrahedron Lett.* **1965**, 3613. See also, Vogel, E.; Biskup, M.; Pretzer, W.; Böll, W.A. *Angew. Chem. Int. Ed.* **1964**, *3*, 642.

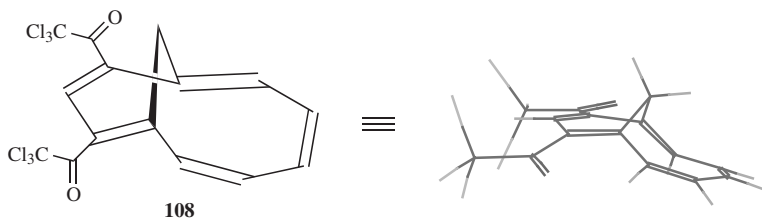
²⁶⁷For another type of bridged diatropic [10]annulene, see Lidert, Z.; Rees, C.W. *J. Chem. Soc. Chem. Commun.* **1982**, 499; Gilchrist, T.L.; Rees, C.W.; Tuddenham, D. *J. Chem. Soc. Perkin Trans. 1* **1983**, 83; McCague, R.; Moody, C.J.; Rees, C.W. *J. Chem. Soc. Perkin Trans. 1* **1984**, 165, 175; Gibbard, H.C.; Moody, C.J.; Rees, C.W. *J. Chem. Soc. Perkin Trans. 1* **1985**, 731, 735.

²⁶⁸Bianchi, R.; Pilati, T.; Simonetta, M. *Acta Crystallogr., Sect. B* **1980**, *36*, 3146. See also Dobler, M.; Dunitz, J.D. *Helv. Chim. Acta*, **1965**, *48*, 1429.

of *p* orbitals to form the aromatic 10-electron loop.²⁶⁹



In **106**, where **103** is fused to two benzene rings in such a way that no canonical form can be written in which both benzene rings have six electrons, the aromaticity is reduced by annellation, as shown by the fact that the molecule rapidly converts to the more stable **107**, in which both benzene rings can be fully aromatic²⁷⁰ (this is similar to the cycloheptatriene–norcaradiene conversions discussed on p. 1664).



Molecules can sustain significant distortion from planarity and retain their aromatic character. 1,3-Bis(trichloroacetyl)homoazulene (**108**) qualifies as aromatic using the geometric criterion that there is only a small average deviation from the C–C bond length in the [10]annulene perimeter.²⁷¹ X-ray crystal structure shows that the 1,5-bridge distorts the [10]-annulene π -system away from planarity (see the 3D model) with torsion angles as large as 42.2° at the bridgehead position, but **108** does not lose its aromaticity.

Systems of More than Ten Electrons: $4n + 2$ Electrons²⁷²

Extrapolating from the discussion of [10]annulene, we expect larger $4n + 2$ systems to be aromatic if they are planar. Mislow²⁴⁹ predicted that [14]annulene (**109**)

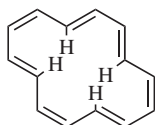
²⁶⁹For a discussion, see Haddon, R.C. *Acc. Chem. Res.* **1988**, *21*, 243.

²⁷⁰Hill, R.K.; Giberson, C.B.; Silvertorn, J.V. *J. Am. Chem. Soc.* **1988**, *110*, 497. See also, McCague, R.; Moody, C.J.; Rees, C.W.; Williams, D.J. *J. Chem. Soc. Perkin Trans. 1* **1984**, 909.

²⁷¹Scott, L.T.; Sumpter, C.A.; Gantzel, P.K.; Maverick, E.; Trueblood, K.N. *Tetrahedron* **2001**, *57*, 3795.

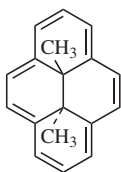
²⁷²For reviews of annulenes, with particular attention to their nmr spectra, see Sondheimer, F. *Acc. Chem. Res.* **1972**, *5*, 81–91; *Pure Appl. Chem.* **1971**, *28*, 331; *Proc. R. Soc. London. Ser. A*, **1967**, 297, 173; Sondheimer, F.; Calder, I.C.; Elix, J.A.; Gaoni, Y.; Garratt, P.J.; Grohmann, K.; di Maio, G.; Mayer, J.; Sargent, M.V.; Wolovsky, R. in Garratt, P.G. *Aromaticity*, Wiley, NY, **1986**, pp. 75–107; Haddon, R.C.; Haddon, V.R.; Jackman, L.M. *Fortschr. Chem. Forsch.* **1971**, *16*, 103. For a review of annulenoannulenes (two annulene rings fused together), see Nakagawa, M. *Angew. Chem. Int. Ed.* **1979**, *18*, 202. For a review of reduction and oxidation of annulenes; that is, formation of radical ions, dianions, and dication, see Müllen, K. *Chem. Rev.* **1984**, *84*, 603. For a review of annulene anions, see Rabinovitz, M. *Top. Curr. Chem.* **1988**, *146*, 99. Also see Cyvin, S.J.; Brunvoll, J.; Chen, R.S.; Cyvin, B.N.; Zhang, F.J. *Theory of Coronoid Hydrocarbons II*, Springer-Verlag, Berlin, **1994**.

would possess the same type of interference as **79**, although in lesser degree. This is

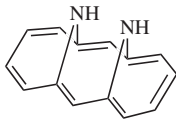


109

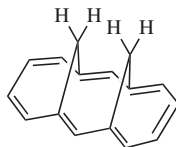
borne out by experiment. Compound **109** is aromatic (it is diatropic; inner protons at 0.00 δ , outer protons at 7.6 δ),²⁷³ but is completely destroyed by light and air in 1 day. X-ray analysis shows that although there are no alternating single and double bonds, the molecule is not planar.²⁷⁴ A number of stable bridged [14]annulenes have been prepared,²⁷⁵ for example, *trans*-15,16-dimethyldihydropyrene (**110**),²⁷⁶ *syn*-1,6:8,13-diimino[14]annulene (**111**),²⁷⁷ and *syn*- and *anti*-1,6:8,13-bis(methano[14]annulene) (**112** and **113**).²⁷⁸ The dihydropyrene **110**



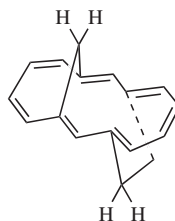
110



111



112



113

(and its diethyl and dipropyl homologs) is undoubtedly aromatic: the π perimeter is approximately planar;²⁷⁹ the bond distances are all 1.39–1.40 Å; and the

²⁷³Gaoni, Y.; Melera, A.; Sondheimer, F.; Wolovsky, R. *Proc. Chem. Soc.* **1964**, 397.

²⁷⁴Bregman, J. *Nature (London)* **1962**, *194*, 679; Chiang, C.C.; Paul, I.C. *J. Am. Chem. Soc.* **1972**, *94*, 4741. Another 14-electron system is the dianion of [12]annulene, which is also apparently aromatic though not planar: Oth, J.F.M.; Schröder, G. *J. Chem. Soc. B*, **1971**, 904. See also Garratt, P.J.; Rowland, N.E.; Sondheimer, F. *Tetrahedron* **1971**, *27*, 3157; Oth, J.F.M.; Müllen, K.; Königshofen, H.; Mann, M.; Sakata, Y.; Vogel, E. *Angew. Chem. Int. Ed.* **1974**, *13*, 284. For some other 14-electron aromatic systems, see Anastassiou, A.G.; Elliott, R.L.; Reichmanis, E. *J. Am. Chem. Soc.* **1974**, *96*, 7823; Wife, R.L.; Sondheimer, F. *J. Am. Chem. Soc.* **1975**, *97*, 640; Ogawa, H.; Kubo, M.; Saikachi, H. *Tetrahedron Lett.* **1971**, 4859; Oth, J.F.M.; Müllen, K.; Königshofen, H.; Wassen, J.; Vogel, E. *Helv. Chim. Acta*, **1974**, *57*, 2387; Willner, I.; Gutman, A.L.; Rabinovitz, M. *J. Am. Chem. Soc.* **1977**, *99*, 4167; Röttele, H.; Schröder, G. *Chem. Ber.* **1982**, *115*, 248.

²⁷⁵For a review, see Vogel, E. *Pure Appl. Chem.* **1971**, *28*, 355.

²⁷⁶Boekelheide, V.; Phillips, J.B. *J. Am. Chem. Soc.* **1967**, *89*, 1695; Boekelheide, V.; Miyasaka, T. *J. Am. Chem. Soc.* **1967**, *89*, 1709. For reviews of dihydropyrenes, see Mitchell, R.H. *Adv. Theor. Interesting Mol.* **1989**, *1*, 135; Boekelheide, V. *Top. Nonbenzoid Arom. Chem.* **1973**, *1*, 47; *Pure Appl. Chem.* **1975**, *44*, 807.

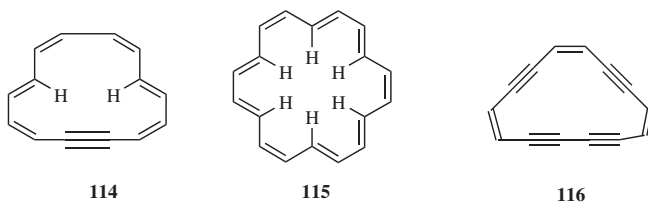
²⁷⁷Vogel, E.; Kuebart, F.; Marco, J.A.; Andree, R.; Günther, H.; Aydin, R. *J. Am. Chem. Soc.* **1983**, *105*, 6982; Destro, R.; Pilati, T.; Simonetta, M.; Vogel, E. *J. Am. Chem. Soc.* **1985**, *107*, 3185, 3192. For the di-*O*- analog of **102**, see Vogel, A.; Biskup, M.; Vogel, E.; Günther, H. *Angew. Chem. Int. Ed.* **1966**, *5*, 734.

²⁷⁸Vogel, E.; Sombroek, J.; Wagemann, W. *Angew. Chem. Int. Ed.* **1975**, *14*, 564.

²⁷⁹Hanson, A.W. *Acta Crystallogr.* **1965**, *18*, 599, 1967, *23*, 476.

molecule undergoes aromatic substitution²⁷⁶ and is diatropic.²⁸⁰ The outer protons are found at 8.14–8.67 δ , while the CH_3 protons are at -4.25δ . Other nonplanar aromatic dihydropyrenes are known.²⁸¹ Annulenes **111** and **112** are also diatropic,²⁸² although X-ray crystallography indicates that the π periphery in at least **111** is not quite planar.²⁸³ However, **113**, in which the geometry of the molecule greatly reduces the overlap of the p orbitals at the bridgehead positions with adjacent p orbitals, is definitely not aromatic,²⁸⁴ as shown by NMR spectra²⁷⁸ and X-ray crystallography, from which bond distances of 1.33–1.36 Å for the double bonds and 1.44–1.49 Å for the single bonds have been obtained.²⁸⁵ In contrast, all the bond distances in **111** are ~ 1.38 – 1.40 Å.²⁸³

Another way of eliminating the hydrogen interferences of [14]annulene is to introduce one or more triple bonds into the system, as in dehydro[14]annulene (**114**).²⁸⁶ All five known dehydro[14]annulenes are diatropic, and **87** can be nitrated or sulfonated.²⁸⁷ The extra electrons of the triple bond do not form part of the aromatic system, but simply



exist as a localized bond. There has been a debate concerning the extent of delocalization in dehydrobenzoannulenes,²⁸⁸ but there is evidence for a weak, but discernible ring current.²⁸⁹ 3,4,7,8,9,10,13,14-Octahydro[14]annulene (**116**) has been

²⁸⁰A number of annellated derivatives of **110** are less diatropic, as would be expected from the discussion on p. \$\$\$: Mitchell, R.H.; Williams, R.V.; Mahadevan, R.; Lai, Y.H.; Dingle, T.W. *J. Am. Chem. Soc.* **1982**, *104*, 2571 and other papers in this series.

²⁸¹Bodwell, G.J.; Bridson, J.N.; Chen, S.-L.; Poirier, R.A. *J. Am. Chem. Soc.* **2001**, *123*, 4704; Bodwell, G.J.; Fleming, J.J.; Miller, D.O. *Tetrahedron* **2001**, *57*, 3577.

²⁸²As are several other similarly bridged [14]annulenes; see, for example, Flitsch, W.; Peeters, H. *Chem. Ber.* **1973**, *106*, 1731; Huber, W.; Lex, J.; Meul, T.; Müllen, K. *Angew. Chem. Int. Ed.* **1981**, *20*, 391; Vogel, E.; Nitsche, R.; Krieg, H. *Angew. Chem. Int. Ed.* **1981**, *20*, 811; Mitchell, R.H.; Anker, W. *Tetrahedron Lett.* **1981**, *22*, 5139; Vogel, E.; Wieland, H.; Schmalstieg, L.; Lex, J. *Angew. Chem. Int. Ed.* **1984**, *23*, 717; Neumann, G.; Müllen, K. *J. Am. Chem. Soc.* **1986**, *108*, 4105.

²⁸³Ganis, P.; Dunitz, J.D. *Helv. Chim. Acta*, **1967**, *50*, 2369.

²⁸⁴For another such pair of molecules, see Vogel, E.; Nitsche, R.; Krieg, H. *Angew. Chem. Int. Ed.* **1981**, *20*, 811. See also, Vogel, E.; Schieb, T.; Schulz, W.H.; Schmidt, K.; Schmickler, H.; Lex, J. *Angew. Chem. Int. Ed.* **1986**, *25*, 723.

²⁸⁵Gramaccioli, C.M.; Mimun, A.; Mugnoli, A.; Simonetta, M. *Chem. Commun.* **1971**, 796. See also, Destro, R.; Simonetta, M. *Tetrahedron* **1982**, *38*, 1443.

²⁸⁶For a review of dehydroannulenes, see, Nakagawa, M. *Top. Nonbenzenoid Aromat. Chem.* **1973**, *1*, 191.

²⁸⁷Gaoni, Y.; Sondheimer, F. *J. Am. Chem. Soc.* **1964**, *86*, 521.

²⁸⁸Balaban, A.T.; Banciu, M.; Ciorba, V. *Annulenes, Benzo-, Hetero-, Homo- Derivatives and their Valence Isomers*, Vols. 1–3, CRC Press, Boca Raton, FL, **1987**; Garratt, P.J. *Aromaticity*, Wiley, NY, **1986**; Minkin, V.I.; Glukhovtsev, M.N.; Simkin, B.Ya. *Aromaticity and Antiaromaticity*, Wiley, NY, **1994**.

²⁸⁹Kimball, D.B.; Wan, W.B.; Haley, M.M. *Tetrahedron Lett.* **1998**, *39*, 6795; Bell, M.L.; Chiechi, R.C.; Johnson, C.A.; Kimball, D.B.; Matzger, A.J.; Wan, W.B.; Weakley, T.J.R.; Haley, M.M. *Tetrahedron* **2001**, *57*, 3507; Wan, W.B.; Chiechi, R.C.; Weakley, T.J.R.; Haley, M.M. *Eur. J. Org. Chem.* **2001**, 3485.

prepared, for example, and the evidence supported its aromaticity.²⁹⁰ This study suggested that increasing benzoannulation of the parent, **116**, led to a step-down in aromaticity, a result of competing ring currents in the annulenic system.

[18]Annulene (**115**) is diatropic:²⁹¹ the 12 outer protons are found at $\sim\delta = 9$ and the 6 inner protons at $\sim\delta = -3$. X-ray crystallography²⁹² shows that it is nearly planar, so that interference of the inner hydrogens is not important in annulenes this large. Compound **115** is reasonably stable, being distillable at reduced pressures, and undergoes aromatic substitutions.²⁹³ The C—C bond distances are not equal, but they do not alternate. There are 12 inner bonds of ~ 1.38 Å and 6 outer bonds of ~ 1.42 Å.²⁹² Compound **115** has been estimated to have a resonance energy of ~ 37 kcal mol⁻¹ (155 kJ mol⁻¹), similar to that of benzene.²⁹⁴

The known bridged [18]annulenes are also diatropic²⁹⁵ as are most of the known dehydro[18]annulenes.²⁹⁶ The dianions of open and bridged [16]annulenes²⁹⁷ are also 18-electron aromatic systems,²⁹⁸ and there are dibenzo[18]annulenes.²⁹⁹

[22]Annulene³⁰⁰ and dehydro[22]annulene³⁰¹ are also diatropic. A dehydrobenzo[22]annulene has been prepared that has eight C \equiv C units, is planar and possesses a weak induced ring current.³⁰² In the latter compound there are 13 outer protons at 6.25–8.45 δ and 7 inner protons at 0.70–3.45 δ . Some aromatic bridged

²⁹⁰Bodyston, A.J.; Haley, M.M. *Org. Lett.* **2001**, 3, 3599; Bodyston, A.J.; Haley, M.M.; Williams, R.V.; Armantrout, J.R. *J. Org. Chem.* **2002**, 67, 8812.

²⁹¹Jackman, L.M.; Sondheimer, F.; Amiel, Y.; Ben-Efraim, D.A.; Gaoni, Y.; Wolovsky, R.; Bothner-By, A.A. *J. Am. Chem. Soc.* **1962**, 84, 4307; Gilles, J.; Oth, J.F.M.; Sondheimer, F.; Woo, E.P. *J. Chem. Soc. B*, **1971**, 2177. For a thorough discussion, see Baumann, H.; Oth, J.F.M. *Helv. Chim. Acta*, **1982**, 65, 1885.

²⁹²Bregman, J.; Hirshfeld, F.L.; Rabinovich, D.; Schmidt, G.M.J. *Acta Crystallogr.*, **1965**, 19, 227; Hirshfeld, F.L.; Rabinovich, D. *Acta Crystallogr.*, **1965**, 19, 235.

²⁹³Sondheimer, F. *Tetrahedron* **1970**, 26, 3933.

²⁹⁴Oth, J.F.M.; Bünzli, J.; de Julien de Zélicourt, Y. *Helv. Chim. Acta*, **1974**, 57, 2276.

²⁹⁵For some examples, see DuVernet, R.B.; Wennerström, O.; Lawson, J.; Otsubo, T.; Boekelheide, V. *J. Am. Chem. Soc.* **1978**, 100, 2457; Ogawa, H.; Sadakari, N.; Imoto, T.; Miyamoto, I.; Kato, H.; Taniguchi, Y. *Angew. Chem. Int. Ed.* **1983**, 22, 417; Vogel, E.; Sicken, M.; Röhrig, P.; Schmickler, H.; Lex, J.; Ermer, O. *Angew. Chem. Int. Ed.* **1988**, 27, 411.

²⁹⁶Okamura, W.H.; Sondheimer, F. *J. Am. Chem. Soc.* **1967**, 89, 5991; Ojima, J.; Ejiri, E.; Kato, T.; Nakamura, M.; Kuroda, S.; Hirooka, S.; Shibutani, M. *J. Chem. Soc. Perkin Trans. 1* **1987**, 831; Sondheimer, F. *Acc. Chem. Res.* **1972**, 5, 81. For two that are not, see Endo, K.; Sakata, Y.; Misumi, S. *Bull. Chem. Soc. Jpn.* **1971**, 44, 2465.

²⁹⁷For a review of this type of polycyclic ion, see Rabinovitz, M.; Willner, I.; Minsky, A. *Acc. Chem. Res.* **1983**, 16, 298.

²⁹⁸Mitchell, R.H.; Boekelheide, V. *Chem. Commun.* **1970**, 1557; Oth, J.F.M.; Baumann, H.; Gilles, J.; Schröder, G. *J. Am. Chem. Soc.* **1972**, 94, 3948. See also Brown, J.M.; Sondheimer, F. *Angew. Chem. Int. Ed.* **1974**, 13, 337; Cresp, T.M.; Sargent, M.V. *J. Chem. Soc. Chem. Commun.* **1974**, 101; Schröder, G.; Plinke, G.; Smith, D.M.; Oth, J.F.M. *Angew. Chem. Int. Ed.* **1973**, 12, 325; Rabinovitz, M.; Minsky, A. *Pure Appl. Chem.* **1982**, 54, 1005.

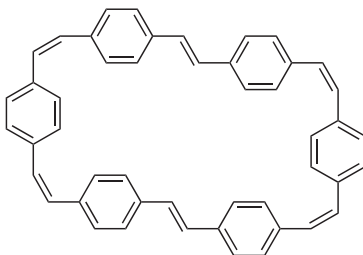
²⁹⁹Michels, H.P.; Nieger, M.; Vögtle, F. *Chem. Ber.* **1994**, 127, 1167.

³⁰⁰McQuilkin, R.M.; Metcalf, B.W.; Sondheimer, F. *Chem. Commun.* **1971**, 338.

³⁰¹McQuilkin, R.M.; Sondheimer, F. *J. Am. Chem. Soc.* **1970**, 92, 6341; Iyoda, M.; Nakagawa, M. *J. Chem. Soc. Chem. Commun.* **1972**, 1003. See also, Akiyama, S.; Nomoto, T.; Iyoda, M.; Nakagawa, M. *Bull. Chem. Soc. Jpn.* **1976**, 49, 2579.

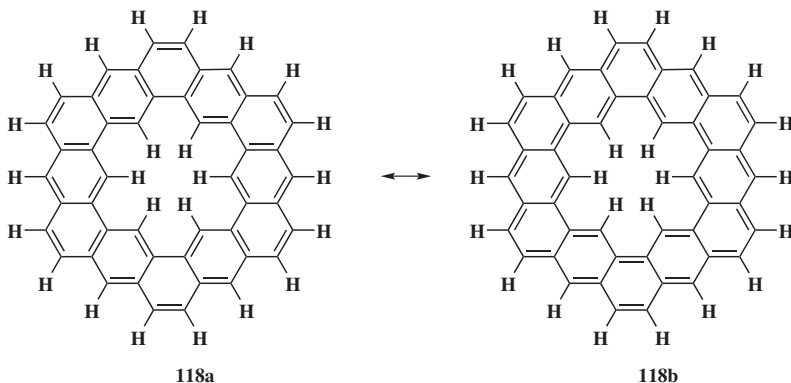
³⁰²Wan, W.B.; Kimball, D.B.; Haley, M.M. *Tetrahedron Lett.* **1998**, 39, 6795.

[22]annulenes are also known.³⁰³ [26]Annulene has not yet been prepared, but several dehydro[26]annulenes are aromatic.³⁰⁴ Furthermore, the dianion of 1,3,7,9,13-, 15,19,21-octadecahydro[24]annulene is another 26-electron system that is aromatic.³⁰⁵ Ojima and co-workers have prepared bridged dehydro derivatives of [26], [30], and [34] annulenes.³⁰⁶ All of these are diatropic. The same workers prepared a bridged tetradecahydro[38]annulene,³⁰⁶ which showed no ring current. On the other hand, the dianion of the cyclophane, **117**, also has 38 perimeter electrons, and this species is diatropic.³⁰⁷



117

There is now no doubt that $4n + 2$ systems are aromatic if they can be planar, although **97** and **113** among others, demonstrate that not all such systems are in fact planar enough for aromaticity. The cases of **109** and **111** prove that absolute planarity is not required for aromaticity, but that aromaticity decreases with decreasing planarity.



³⁰³For example see Broadhurst, M.J.; Grigg, R.; Johnson, A.W. *J. Chem. Soc. Perkin Trans. 1* **1972**, 2111; Ojima, J.; Ejiri, E.; Kato, T.; Nakamura, M.; Kuroda, S.; Hirooka, S.; Shibutani, M. *J. Chem. Soc. Perkin Trans. 1* **1987**, 831; Yamamoto, K.; Kuroda, S.; Shibutani, M.; Yoneyama, Y.; Ojima, J.; Fujita, S.; Ejiri, E.; Yanagihara, K. *J. Chem. Soc. Perkin Trans. 1* **1988**, 395.

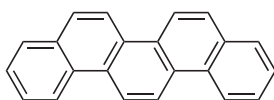
³⁰⁴Metcalf, B.W.; Sondheimer, F. *J. Am. Chem. Soc.* **1971**, 93, 5271; Iyoda, M.; Nakagawa, M. *Tetrahedron Lett.* **1972**, 4253; Ojima, J.; Fujita, S.; Matsumoto, M.; Ejiri, E.; Kato, T.; Kuroda, S.; Nozawa, Y.; Hirooka, S.; Yoneyama, Y.; Tatemitsu, H. *J. Chem. Soc. Perkin Trans. 1* **1988**, 385.

³⁰⁵McQuilkin, R.M.; Garratt, P.J.; Sondheimer, F. *J. Am. Chem. Soc.* **1970**, 92, 6682. See also, Huber, W.; Müllen, K.; Wennerström, O. *Angew. Chem. Int. Ed.* **1980**, 19, 624.

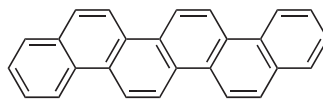
³⁰⁶Ojima, J.; Fujita, S.; Matsumoto, M.; Ejiri, E.; Kato, T.; Kuroda, S.; Nozawa, Y.; Hirooka, S.; Yoneyama, Y.; Tatemitsu, H. *J. Chem. Soc., Perkin Trans. 1* **1988**, 385.

³⁰⁷Müllen, K.; Unterberg, H.; Huber, W.; Wennerström, O.; Norinder, U.; Tanner, D.; Thulin, B. *J. Am. Chem. Soc.* **1984**, 106, 7514.

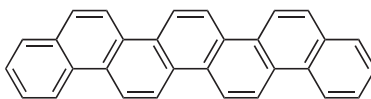
The proton NMR (^1H NMR) spectrum of **118** (called kekulene) showed that in a case where electrons can form either aromatic sextets or larger systems, the sextets are preferred.³⁰⁸ There was initial speculation that kekulene might be *superaromatic*, that is, it would show enhanced aromatic stabilization. Recent calculations suggest that there is no enhanced stabilization.³⁰⁹ The 48 π electrons of **118** might, in theory, prefer structure **118a**, where each ring is a fused benzene ring, or **118b**, which has a [30]annulene on the outside and an [18]annulene on the inside. The ^1H NMR spectrum of this compound shows three peaks at $\delta = 7.94$, 8.37, and 10.45 in a ratio of 2:1:1. It is seen from the structure that **118** contains three groups of protons. The peak at 7.94 δ is attributed to the 12 ortho protons and the peak at 8.37 δ to the six external para protons. The remaining peak comes from the six inner protons. If the molecule preferred **118b**, we would expect to find this peak upfield, probably with a negative δ , as in the case of **115**. The fact that this peak is far downfield indicates that the electrons prefer to be in benzenoid rings. Note that in the case of the dianion of **117**, we have the opposite situation. In this ion, the 38-electron system is preferred even though 24 of these must come from the six benzene rings, which therefore cannot have aromatic sextets.



119



120



121

Phenacenes are a family of “graphite ribbons,” where benzene rings are fused together in an alternating pattern. Phenanthrene is the simplest member of this family and other members include the 22-electron system picene (**119**); the 26-electron system fulminene (**120**); and the larger member of this family, the 30 electron [7]-phenacene, with seven rings (**121**).³¹⁰ In the series benzene to heptacene, reactivity increases although acene resonance energies per π electron are nearly constant. The inner rings of the “acenes” are more reactive, and calculations shown that those rings are more aromatic than the outer rings, and even more aromatic than benzene itself.³¹¹

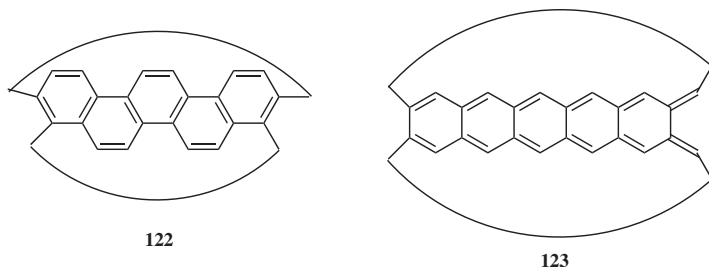
³⁰⁸Staab, H.A.; Diederich, F. *Chem. Ber.* **1983**, *116*, 3487; Staab, H.A.; Diederich, F.; Krieger, C.; Schweitzer, D. *Chem. Ber.* **1983**, *116*, 3504. For a similar molecule with 10 instead of 12 rings, see Funhoff, D.J.H.; Staab, H.A. *Angew. Chem. Int. Ed.* **1986**, *25*, 742.

³⁰⁹Jiao, H.; Schleyer, P.v.R. *Angew. Chem. Int. Ed.*, **1996**, *35*, 2383.

³¹⁰Mallory, F.B.; Butler, K.E.; Evans, A.C.; Mallory, C.W. *Tetrahedron Lett.* **1996**, *37*, 7173.

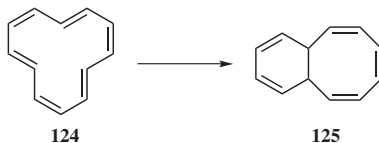
³¹¹Schleyer, P.v.R.; Manoharan, M.; Jiao, H.; Stahl, F. *Org. Lett.* **2001**, *3*, 3643.

A super ring molecule is formed by rolling a polyacene molecule into one ring with one edge benzene ring folding into the other. These are called cyclopolyacenes or cyclacenes.³¹² Although the *zigzag* cyclohexacenes (**122**) are highly aromatic (this example is a 22-electron system), the linear cyclohexacenes (e.g., the 24 electron **123**) are much less aromatic.³¹³

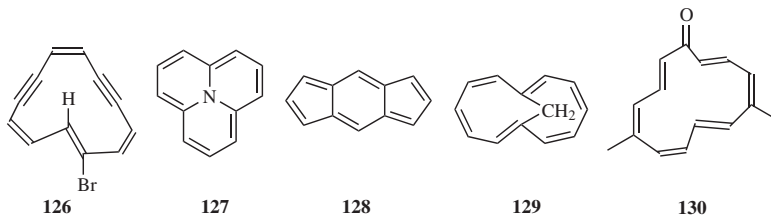


Systems of More Than Ten Electrons: $4n$ Electrons²²⁴

As we have seen (p. 74), these systems are expected to be not only nonaromatic, but actually antiaromatic.



The [12]annulene **124** has been prepared.³¹⁴ In solution, **124** undergoes rapid conformational mobility (as do many other annulenes),³¹⁵ and above -150°C in this particular case, all protons are magnetically equivalent. However, at -170°C the mobility is greatly slowed and the three inner protons are found at $\sim 8\ \delta$ while the nine outer protons are at $\sim 6\ \delta$. Interaction of the “internal” hydrogens in annulene **124** leads to nonplanarity. Above -50°C , **124** is unstable and rearranges to **125**. Several bridged



³¹²Ashton, P.R.; Issacs, N.S.; Kohnke, F.H.; Slawin, A.M.Z.; Spencer, C.M.; Stoddart, J.F.; Williams, D.J. *Angew. Chem. Int. Ed.* **1988**, *27*, 966; Ashton, P.R.; Brown, G.R.; Issacs, N.S.; Giuffrida, D.; Kohnke, F.H.; Mathias, J.P.; Slawin, A.M.Z.; Smith, D.R.; Stoddart, J.F.; Williams, D.J. *J. Am. Chem. Soc.* **1992**, *114*, 6330; Ashton, P.R.; Girreser, U.; Giuffrida, D.; Kohnke, F.H.; Mathias, J.P.; Raymo, F.M.; Slawin, A.M.Z.; Stoddart, J.F.; Williams, D.J. *J. Am. Chem. Soc.* **1993**, *115*, 5422.

³¹³Aihara, J-i. *J. Chem. Soc. Perkin Trans. 2* **1994**, 971.

³¹⁴Oth, J.F.M.; Röttele, H.; Schröder, G. *Tetrahedron Lett.* **1970**, 61; Oth, J.F.M.; Gilles, J.; Schröder, G. *Tetrahedron Lett.* **1970**, 67.

³¹⁵For a review of conformational mobility in annulenes, see Oth, J.F.M. *Pure Appl. Chem.* **1971**, *25*, 573.

and dehydro[12]annulenes are known, for example, 5-bromo-1,9-didehydro[12]annulene (**126**),³¹⁶ cycl[3.3.3]azine (**127**),³¹⁷ *s*-indacene (**128**),³¹⁸ and 1,7-methano[12]annulene (**129**).³¹⁹ *s*-Indacene is a planar, conjugated system perturbed by two cross-links, and studies showed that the low-energy structure has *localized* double bonds. In these compounds, both hydrogen interference and conformational mobility are prevented. In **127–129**, the bridge prevents conformational changes, while in **126** the bromine atom is too large to be found inside the ring. The NMR spectra show that all four compounds are paratropic, the inner proton of **126** being found at 16.4 δ . The dication of **112**³²⁰ and the dianion of **103**³²¹ are also 12-electron paratropic species. An interesting 12-electron [13]-annulenone has recently been reported. 5,10-Dimethyl[13]annulenone (**130**) is the first monocyclic annulene larger than tropene,³²² and a linearly fused benzodehydro[12]annulene system has been reported.³²³

The results for [16]annulene are similar. The compound was synthesized in two different ways,³²⁴ both of which gave **131**, which in solution is in equilibrium with **132**. Above -50°C there is conformational mobility, resulting in the magnetic equivalence of all protons, but at -130°C the compound is clearly paratropic: there are 4 protons at 10.56 δ and 12 at 5.35 δ . In the solid state, where the compound exists entirely as **131**, X-ray crystallography³²⁵ shows that the molecules are nonplanar with almost complete bond alternation: the single bonds are 1.44–1.47 Å and the double bonds 1.31–1.35 Å. A number of dehydro and bridged [16]annulenes are also paratropic,³²⁶ as are [20]annulene³²⁷ and

³¹⁶Untch, K.G.; Wysocki, D.C. *J. Am. Chem. Soc.* **1967**, *89*, 6386.

³¹⁷Farquhar, D.; Leaver, D. *Chem. Commun.* **1969**, 24. For a review, see Matsuda, Y.; Gotou, H. *Heterocycles* **1987**, *26*, 2757.

³¹⁸Hertwig, R.H.; Holthausen, M.C.; Koch, W.; Maksić, Z.B. *Angew. Chem. Int. Ed.* **1994**, *33*, 1192.

³¹⁹Vogel, E.; Königshofen, H.; Müllen, K.; Oth, J.F.M. *Angew. Chem. Int. Ed.* **1974**, *13*, 281. See also, Mugnoli, A.; Simonetta, M. *J. Chem. Soc. Perkin Trans. 2* **1976**, 822; Scott, L.T.; Kirms, M.A.; Günther, H.; von Puttkamer, H. *J. Am. Chem. Soc.* **1983**, *105*, 1372; Destro, R.; Ortoleva, E.; Simonetta, M.; Todeschini, R. *J. Chem. Soc. Perkin Trans. 2* **1983**, 1227.

³²⁰Müllen, K.; Meul, T.; Schade, P.; Schmickler, H.; Vogel, E. *J. Am. Chem. Soc.* **1987**, *109*, 4992. This paper also reports a number of other bridged paratropic 12-, 16-, and 20-electron dianions and dications. See also Hafner, K.; Thiele, G.F. *Tetrahedron Lett.* **1984**, *25*, 1445.

³²¹Schmalz, D.; Günther, H. *Angew. Chem. Int. Ed.* **1988**, *27*, 1692.

³²²Higuchi, H.; Hiraiwa, N.; Kondo, S.; Ojima, J.; Yamamoto, G. *Tetrahedron Lett.* **1996**, *37*, 2601.

³²³Gallagher, M.E.; Anthony, J.E. *Tetrahedron Lett.* **2001**, *42*, 7533.

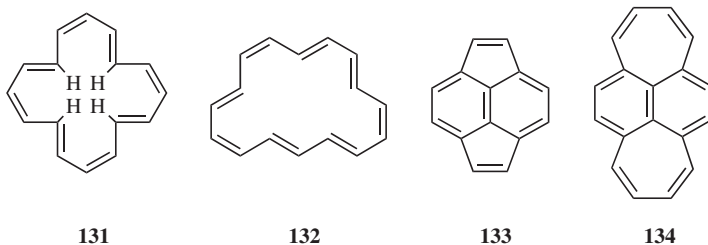
³²⁴Schröder, G.; Oth, J.F.M. *Tetrahedron Lett.* **1966**, 4083; Oth, J.F.M.; Gilles, J. *Tetrahedron Lett.* **1968**, 6259; Calder, I.C.; Gaoni, Y.; Sondheimer, F. *J. Am. Chem. Soc.* **1968**, *90*, 4946. For monosubstituted [16]annulenes, see Schröder, G.; Kirsch, G.; Oth, J.F.M. *Chem. Ber.* **1974**, *107*, 460.

³²⁵Johnson, S.M.; Paul, I.C.; King, G.S.D. *J. Chem. Soc. B* **1970**, 643.

³²⁶For example, see Calder, I.C.; Garratt, P.J.; Sondheimer, F. *J. Am. Chem. Soc.* **1968**, *90*, 4954; Murata, I.; Okazaki, M.; Nakazawa, T. *Angew. Chem. Int. Ed.* **1971**, *10*, 576; Ogawa, H.; Kubo, M.; Tabushi, I. *Tetrahedron Lett.* **1973**, 361; Nakatsuji, S.; Morigaki, M.; Akiyama, S.; Nakagawa, M. *Tetrahedron Lett.* **1975**, 1233; Elix, J.A. *Aust. J. Chem.* **1969**, *22*, 1951; Vogel, E.; Kürshner, U.; Schmickler, H.; Lex, J.; Wennerström, O.; Tanner, D.; Norinder, U.; Krüger, C. *Tetrahedron Lett.* **1985**, *26*, 3087.

³²⁷Metcalf, B.W.; Sondheimer, F. *J. Am. Chem. Soc.* **1971**, *93*, 6675. See also Oth, J.F.M.; Woo, E.P.; Sondheimer, F. *J. Am. Chem. Soc.* **1973**, *95*, 7337; Nakatsuji, S.; Nakagawa, M. *Tetrahedron Lett.* **1975**, 3927; Wilcox, Jr., C.F.; Farley, E.N. *J. Am. Chem. Soc.* **1984**, *106*, 7195.

[24]annulene.³²⁸ However, a bridged tetradecahydro[32]annulene was atropic.³⁰⁶



Both pyracyclene (**133**)³²⁹ (which because of strain is stable only in solution) and dipleiadiene (**134**)³³⁰ are paratropic, as shown by NMR spectra. These molecules might have been expected to behave like naphthalenes with outer bridges, but the outer π frameworks (12 and 16 electrons, respectively) constitute antiaromatic systems with an extra central double bond. With respect to **133**, the $4n + 2$ rule predicts pyracyclene to be “aromatic” if it is regarded as a 10- π -electron naphthalene unit connected to two 2- π -electron etheno systems, but “antiaromatic” if it is viewed as a 12- π -electron cyclododecahexaene periphery perturbed by an internal cross-linked etheno unit.³³¹ Recent studies have concluded on energetic grounds that **133** is a “borderline” case, in terms of aromaticity–antiaromaticity character.³²⁹ Dipleiadiene appears to be antiaromatic.³³⁰

The fact that many $4n$ systems are paratropic, even though they may be nonplanar and have unequal bond distances, indicates that if planarity were enforced, the ring currents might be even greater. That this is true is dramatically illustrated by the NMR spectrum of the dianion of **110**³³² (and its diethyl and dipropyl homologs).³³³ We may recall that in **110**, the outer protons were found at 8.14–8.67 δ with the methyl protons at -4.25 δ . For the dianion, however, which is forced to have approximately the same planar geometry, but now has 16 electrons, the outer protons are shifted to about -3 δ while the methyl protons are found at ~ 21 δ , a shift of ~ 25 δ ! We have already seen where the converse shift was made, when [16]annulenes that were antiaromatic were converted to 18-electron dianions that were aromatic.²⁵⁴ In these cases, the changes in nmr chemical shifts were almost

³²⁸Calder, I.C.; Sondheimer, F. *Chem. Commun.* **1966**, 904. See also, Stöckel, K.; Sondheimer, F. *J. Chem. Soc. Perkin Trans. 1* **1972**, 355; Nakatsuji, S.; Akiyama, S.; Nakagawa, M. *Tetrahedron Lett.* **1976**, 2623; Yamamoto, K.; Kuroda, S.; Shibutani, M.; Yoneyama, Y.; Ojima, J.; Fujita, S.; Ejiri, E.; Yanagihara, K. *J. Chem. Soc., Perkin Trans. 1* **1988**, 395.

³²⁹Trost, B.M.; Herdler, W.B. *J. Am. Chem. Soc.* **1976**, 98, 4080.

³³⁰Vogel, E.; Neumann, B.; Klug, W.; Schmickler, H.; Lex, J. *Angew. Chem. Int. Ed.* **1985**, 24, 1046.

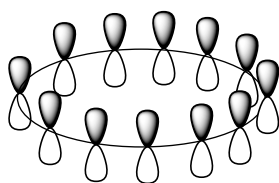
³³¹Diogo, H.P.; Kiyobayashi, T.; Minas da Piedade, M.E.; Burlak, N.; Rogers, D.W.; McMasters, D.; Persy, G.; Wirz, J.; Liebman, J.F. *J. Am. Chem. Soc.* **2002**, 124, 2065.

³³²For a review of polycyclic dianions, see Rabinovitz, M.; Cohen, Y. *Tetrahedron* **1988**, 44, 6957.

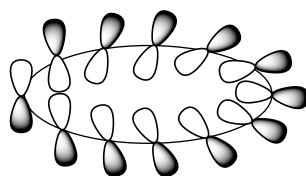
³³³Mitchell, R.H.; Klopfenstein, C.E.; Boekelheide, V. *J. Am. Chem. Soc.* **1969**, 91, 4931. For another example, see Deger, H.M.; Müllen, K.; Vogel, E. *Angew. Chem. Int. Ed.* **1978**, 17, 957.

as dramatic. Heat-of-combustion measures also show that [16]annulene is much less stable than its dianion.³³⁴

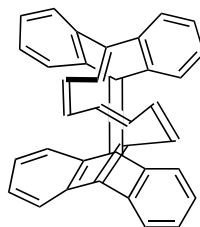
We can therefore conclude that $4n$ systems will be at a maximum where a molecule is constrained to be planar (as in **86** or the dianion of **110**) but, where possible, the molecule will distort itself from planarity and avoid equal bond distances in order to reduce. In some cases, such as cyclooctatetraene, the distortion and bond alternation are great enough to be completely avoided. In other cases, for example, **124** or **131**, it is apparently not possible for the molecules to avoid at least some p -orbital overlap. Such molecules show evidence of paramagnetic ring currents, although the degree of is not as great as in molecules such as **86** or the dianion of **110**.



Hückel



Möbius

**135****136**

The concept of “Möbius aromaticity” was conceived by Helbronner in 1964³³⁵ when he suggested that large cyclic $[4n]$ annulenes might be stabilized if the π -orbitals were twisted gradually around a Möbius strip. This concept is illustrated by the diagrams labeled Hückel, which is a destabilized $[4n]$ system, in contrast to the Möbius model, which is a stabilized $[4n]$ system.³³⁶ Zimmerman generalized this idea and applied the “Hückel–Möbius concept” to the analysis of ground-state systems, such as barrelene (**135**).³³⁷ In 1998, a computational reinterpretation of existing experimental evidence for $(\text{CH})_9^+$ as a Möbius

³³⁴Stevenson, G.R.; Forch, B.E. *J. Am. Chem. Soc.* **1980**, *102*, 5985.

³³⁵Helbronner, E. *Tetrahedron Lett.* **1964**, 1923.

³³⁶Kawase, T; Oda, M. *Angew. Chem. Int. Ed.*, **2004**, *43*, 4396.

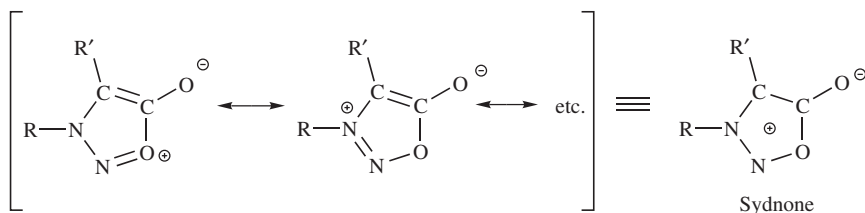
³³⁷Zimmerman, H.E. *J. Am. Chem. Soc.* **1966**, *88*, 1564.; Zimmerman, H.E. *Acc. Chem. Res.* **1972**, *4*, 272.

aromatic cyclic annulene with $4n$ π -electrons was reported.³³⁸ A recent computational study predicted several Möbius local minima for [12]-, [16]-, and [20]annulenes.³³⁹ A twisted [16]annulene has been prepared and calculations suggested it should show Möbius aromaticity.³⁴⁰ High-performance liquid chromatography (HPLC) separation of isomers gave **136**, which the authors concluded is Möbius aromatic.

Other Aromatic Compounds

We will briefly mention three other types of aromatic compounds.

1. *Mesoionic Compounds.*³⁴¹ These compounds cannot be satisfactorily represented by Lewis structures not involving charge separation. Most of them contain five-membered rings. The most common are the *sydnones*, stable aromatic compounds that undergo aromatic substitution when R' is hydrogen.



2. *The Dianion of Squaric Acid.*³⁴² The stability of this system is illustrated by the fact that the pK_1 of squaric acid³⁴³ is ~ 1.5 and the pK_2 is ~ 3.5 ,³⁴⁴ which means that even the second proton is given up much more readily than the proton of acetic acid, for example.³⁴⁵ The analogous three-,³⁴⁶

³³⁸Mauksch, M.; Gogonea, V.; Jiao, H.; Schleyer, P.v.R. *Angew. Chem. Int. Ed.*, **1998**, 37, 2395.

³³⁹Castro, C.; Isborn, C.M.; Karney, W.L.; Mauksch, M.; Schleyer, P.v.R. *Org. Lett.* **2002**, 4, 3431.

³⁴⁰Ajami, D.; Oeckler, O.; Simon, A.; Herges, R. *Nature (London)* **2003**, 426, 819.

³⁴¹For reviews, see Newton, C.G.; Ramsden, C.A. *Tetrahedron* **1982**, 38, 2965; Ollis, W.D.; Ramsden, C.A. *Adv. Heterocycl. Chem.* **1976**, 19, 1; Ramsden, C.A. *Tetrahedron* **1977**, 33, 3203; Yashunskii, V.G.; Kholodov, L.E. *Russ. Chem. Rev.* **1980**, 49, 28; Ohta, M.; Kato, H., in Snyder, J.P. *Nonbenzenoid Aromaticity*, Vol. 1, Academic Press, NY, **1969**, pp. 117–248.

³⁴²West, R.; Powell, D.L. *J. Am. Chem. Soc.* **1963**, 85, 2577; Ito, M.; West, R. *J. Am. Chem. Soc.* **1963**, 85, 2580.

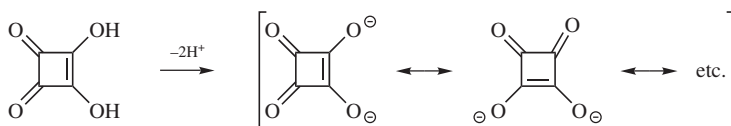
³⁴³For a review of squaric acid and other nonbenzenoid quinones, see Wong, H.N.C.; Chan, T.; Luh, T., in Patai, S.; Rappoport, Z. *The Chemistry of the Quinonoid Compounds*, Vol. 2, pt. 2, Wiley, NY, **1988**, pp. 1501–1563.

³⁴⁴Ireland, D.T.; Walton, H.F. *J. Phys. Chem.* **1967**, 71, 751; MacDonald, D.J. *J. Org. Chem.* **1968**, 33, 4559.

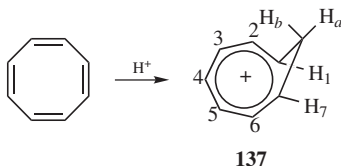
³⁴⁵There has been a controversy as to whether this dianion is in fact aromatic. See Aihara, J. *J. Am. Chem. Soc.* **1981**, 103, 1633.

³⁴⁶Eggerding, D.; West, R. *J. Am. Chem. Soc.* **1976**, 98, 3641; Pericás, M.A.; Serratos, F. *Tetrahedron Lett.* **1977**, 4437; Semmingsen, D.; Groth, P. *J. Am. Chem. Soc.* **1987**, 109, 7238.

five-, and six-membered ring compounds are also known.³⁴⁷



3. *Homoaromatic Compounds.* When cyclooctatetraene is dissolved in concentrated H_2SO_4 , a proton adds to one of the double bonds to form the homotropylium ion **137**.³⁴⁸ In this species, an aromatic sextet is spread over seven carbons, as in the tropylium ion. The eighth carbon is an sp^3 carbon and so cannot take part in the aromaticity. The NMR spectra show the presence of a diatropic ring current: H_b is found at $\delta = -0.3$; H_a at 5.1 δ ; H_1 and H_7 at 6.4 δ ; H_2 – H_6 at 8.5 δ . This ion is an example of a *homoaromatic* compound, which may be defined as a compound that contains one or more³⁴⁹ sp^3 -hybridized carbon atoms in an otherwise conjugated cycle.³⁵⁰



In order for the orbitals to overlap most effectively so as to close a loop, the sp^3 atoms are forced to lie almost vertically above the plane of the

³⁴⁷For a monograph, see West, R. *Oxocarbons*; Academic Press, NY, **1980**. For reviews, see Serratos, F. *Acc. Chem. Res.* **1983**, *16*, 170; Schmidt, A.H. *Synthesis* **1980**, 961; West, R. *Isr. J. Chem.* **1980**, *20*, 300; West, R.; Niu, J., in Snyder, J.P. *Nonbenzenoid Aromaticity*, Vol. 1, Academic Press, NY, **1969**, pp. 311–345, and in Zabicky, J. *The Chemistry of the Carbonyl Group*, Vol. 2, Wiley, NY, **1970**, pp. 241–275; Maahs, G.; Hegenberg, P. *Angew. Chem. Int. Ed.* **1966**, *5*, 888.

³⁴⁸Rosenberg, J.L.; Mahler, J.E.; Pettit, R. *J. Am. Chem. Soc.* **1962**, *84*, 2842; Keller, C.E.; Pettit, R. *J. Am. Chem. Soc.* **1966**, *88*, 604, 606; Winstein, S.; Kreiter, C.G.; Brauman, J.I. *J. Am. Chem. Soc.* **1966**, *88*, 2047; Haddon, R.C. *J. Am. Chem. Soc.* **1988**, *110*, 1108. See also, Childs, R.F.; Mulholland, D.L.; Varadarajan, A.; Yerousalmi, S. *J. Org. Chem.* **1983**, *48*, 1431. See also, Alkorta, I.; Elguero, J.; Eckert-Maksić, M.; Maksić, Z.B. *Tetrahedron* **2004**, *60*, 2259.

³⁴⁹If a compound contains two such atoms it is bishomoaromatic; if three, trishomoaromatic, and so on. For examples see Paquette, L.A. *Angew. Chem. Int. Ed.* **1978**, *17*, 106.

³⁵⁰For reviews, see Childs, R.F. *Acc. Chem. Res.* **1984**, *17*, 347; Paquette, L.A. *Angew. Chem. Int. Ed.* **1978**, *17*, 106; Winstein, S. *Q. Rev. Chem. Soc.* **1969**, *23*, 141; Garratt, P.J. *Aromaticity*, Wiley, NY, **1986**, pp. 5–45; and in Olah, G.A.; Schleyer, P.v.R. *Carbonium Ions*, Wiley, NY, Vol. 3, **1972**, the reviews by Story, P.R.; Clark, Jr., B.C. 1007–1098, pp. 1073–1093; Winstein, S. 965–1005. (The latter is a reprint of the *Q. Rev. Chem. Soc.* review mentioned above.)

aromatic atoms.³⁵¹ In **137**, H_b is directly above the aromatic sextet, and so is shifted far upfield in the nmr. All homoaromatic compounds so far discovered are ions, and it is questionable³⁵² as to whether homoaromatic character can exist in uncharged systems.³⁵³ Homoaromatic ions of 2 and 10 electrons are also known.

New conceptual applications to 3D homoaromatic systems with cubane, dodecahedrane, and adamantane frameworks has been presented.³⁵⁴ This concept includes families of spherical homoaromatics with both 2 and 8 mobile electrons. Each set has complete *spherical homoaromaticity*, that is, all the *sp*² carbon atoms in a highly symmetrical frameworks are separated by one or two *sp*³-hybridized atoms.

4. *Fullerenes*. Fullerenes are a family of aromatic hydrocarbons based on the parent buckminsterfullerene (**138**; C₆₀)³⁵⁵ that have a variety of very interesting properties.³⁵⁶ Molecular-orbital calculations showed that “fullerene aromaticity lies within 2 kcal mol⁻¹ (8.4 kJ mol⁻¹) per carbon of a hypothetical ball of rolled up graphite.³⁵⁷ Another class of polynuclear aromatic hydrocarbons are the *buckybowls*, which are essentially fragments of **138**. Corannulene (**139**)³⁵⁸ (also called 5-circulene), for example, is the simplest curved-surface hydrocarbon possessing a carbon framework that is identified with the buckminsterfullerene

³⁵¹Calculations show that only ~60% of the chemical shift difference between H_a and H_b is the result of the aromatic ring current, and that even H_a is shielded; it would appear at $\delta \sim 5.5$ without the ring current: Childs, R.F.; McGlinchey, M.J.; Varadarajan, A. *J. Am. Chem. Soc.* **1984**, *106*, 5974.

³⁵²Houk, K.N.; Gandour, R.W.; Strozier, R.W.; Rondan, N.G.; Paquette, L.A. *J. Am. Chem. Soc.* **1979**, *101*, 6797; Paquette, L.A.; Snow, R.A.; Muthard, J.L.; Cynkowski, T. *J. Am. Chem. Soc.* **1979**, *101*, 6991. See however, Liebman, J.F.; Paquette, L.A.; Peterson, J.R.; Rogers, D.W. *J. Am. Chem. Soc.* **1986**, *108*, 8267.

³⁵³Examples of uncharged homoantiaromatic compounds have been claimed: Wilcox, Jr., C.F.; Blain, D.A.; Clardy, J.; Van Duyne, G.; Gleiter, R.; Eckert-Maksic, M. *J. Am. Chem. Soc.* **1986**, *108*, 7693; Scott, L.T.; Cooney, M.J.; Rogers, D.W.; Dejroongruang, K. *J. Am. Chem. Soc.* **1988**, *110*, 7244.

³⁵⁴Chen, Z.; Haijun Jiao, H.; Andreas Hirsch, A.; Schleyer, P.v.R. *Angew. Chem. Int. Ed.*, **2002**, *41*, 4309

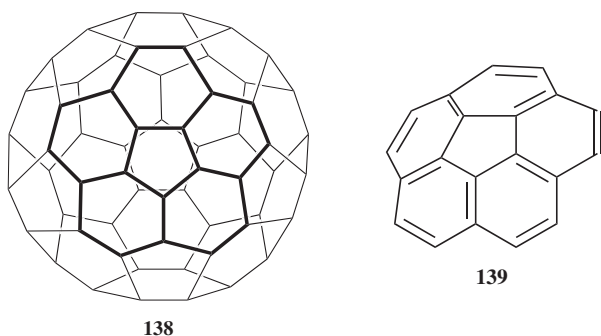
³⁵⁵Billups, W.E.; Ciufolini, M.A. *Buckminsterfullerenes*, VCH, NY, **1993**; Taylor, R. *The Chemistry of Fullerenes*, World Scientific, River Edge, NJ, Singapore, **1995**; Aldersey-Williams, H. *The Most Beautiful Molecule: The Discovery of the Buckyball*, Wiley, NY, **1995**; Baggott, J.E. *Perfect Symmetry: the Accidental Discovery of Buckminsterfullerene*, Oxford University Press, Oxford, NY, **1994**. Also see Kroto, H.W.; Heath, J.R.; O'Brien, S.C.; Curl, R.F.; Smalley, R.E. *Nature (London)* **1985**, *318*, 162.

³⁵⁶Smalley, R.E. *Acc. Chem. Res.* **1992**, *25*, 98; Diederich, F.; Whetten, R.L. *Acc. Chem. Res.* **1992**, *25*, 119; Hawkins, J.M. *Acc. Chem. Res.* **1992**, *25*, 150; Wudl, F. *Acc. Chem. Res.* **1992**, *25*, 157; McElvany, S.W.; Ross, M.M.; Callahan, J.H. *Acc. Chem. Res.* **1992**, *25*, 162; Johnson, R.D.; Bethune, D.S.; Yannoni, C.S. *Acc. Chem. Res.* **1992**, *25*, 169.

³⁵⁷Warner, P.M. *Tetrahedron Lett.* **1994**, *35*, 7173.

³⁵⁸Barth, W.E.; Lawton, R.G. *J. Am. Chem. Soc.* **1971**, *93*, 1730; Scott, L.T.; Hashemi, M.M.; Meyer, D.T.; Warren, H.B. *J. Am. Chem. Soc.* **1991**, *113*, 7082.

surface. It has been synthesized by Scott,³⁵² and several other groups.³⁵⁹ Corannulene is a flexible molecule, with a bowl-to-bowl inversion barrier of $\sim 10\text{--}11\text{ kcal mol}^{-1}$ ($41.8\text{--}46.0\text{ kJ mol}^{-1}$).³⁶⁰ Benzocorannulenes are known,³⁶¹ and other bowl-shaped hydrocarbons include acenaphtho[3,2,1,8-*ijklm*]diindeno[4,3,2,1-*cdef-1',2',3',4'pqra*]triphenylene.³⁶² The inversion barrier to buckybowl inversion has been lowered by such benzannelation of the rim.³⁶³ Other semibuckminsterfullerenes include $\text{C}_{2v}\text{-C}_{30}\text{H}_{12}$ and $\text{C}_3\text{-C}_{30}\text{H}_{12}$.³⁵⁸ Larger fullerenes include C_{60} , C_{80} , C_{84} , and fullerenes are known that contain an endohedral metal, such as scandium or even Sc_3N .³⁶⁴ Synthetic methods often generate mixtures of fullerenes that must be separated, as in the report of new methods for separating C_{84} -fullerenes.³⁶⁵ A homo-fullerene has been prepared.³⁶⁶



HYPERCONJUGATION

All of the delocalization discussed so far involves π electrons. Another type, called *hyperconjugation*, involves σ electrons.³⁶⁷ When a carbon attached

³⁵⁹Borchardt, A.; Fuchicello, A.; Kilway, K.V.; Baldrige, K.K.; Siegel, J.S. *J. Am. Chem. Soc.* **1992**, *114*, 1921; Liu, C.Z.; Rabideau, P.W. *Tetrahedron Lett.* **1996**, *37*, 3437.

³⁶⁰Biedermann, P.U.; Pogodin, S.; Agranat, I. *J. Org. Chem.* **1999**, *64*, 3655; Rabideau, P.W.; Sygula, A. *Acc. Chem. Res.* **1996**, *29*, 235; Mehta, G.; Panda, G. *Chem. Comm.*, **1997**, 2081; Rabideau, P.W.; Abdourazak, A.H.; Folsom, H.E.; Marcinow, Z.; Sygula, A.; Sygula, R. *J. Am. Chem. Soc.* **1994**, *116*, 7891; Hagan, S.; Bratcher, M.S.; Erickson, M.S.; Zimmermann, G.; Scott, L.T. *Angew. Chem. Int. Ed.*, **1997**, *36*, 406. See also, Dinadayalane, T.C.; Sastry, G.N. *Tetrahedron* **2003**, *59*, 8347.

³⁶¹Dinadayalane, T.C.; Sastry, G.N. *J. Org. Chem.* **2002**, *67*, 4605.

³⁶²Marcinow, Z.; Grove, D.L.; Rabideau, P.W. *J. Org. Chem.* **2002**, *67*, 3537.

³⁶³Marcinow, Z.; Sygula, A.; Ellern, D.A.; Rabideau, P.W. *Org. Lett.* **2001**, *3*, 3527.

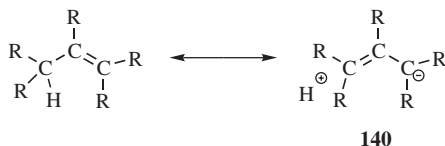
³⁶⁴Stevenson, S.; Rice, G.; Glass, T.; Harich, K.; Cromer, F.; Jordan, M.R.; Craft, J.; Hadju, E.; Bible, R.; Olmstead, M.M.; Maitra, K.; Fisher, A.J.; Balch, A.L.; Dorn, H.C. *Nature (London)* **1999**, *401*, 55.

³⁶⁵Wang, G.-W.; Saunders, M.; Khong, A.; Cross, R.J. *J. Am. Chem. Soc.* **2000**, *122*, 3216.

³⁶⁶Kiely, A.F.; Haddon, R.C.; Meier, M.S.; Selegue, J.P.; Brock, C.P.; Patrick, B.O.; Wang, G.-W.; Chen, Y. *J. Am. Chem. Soc.* **1999**, *121*, 7971.

³⁶⁷For monographs, see Baker, J.W. *Hyperconjugation*, Oxford University Press, Oxford, **1952**; Dewar, M.J.S. *Hyperconjugation*, Ronald Press, NY, **1962**. For a review, see de la Mare, P.B.D. *Pure Appl. Chem.* **1984**, *56*, 1755.

forms there is no bond at all between the carbon and hydrogen. The effect of **140** on the actual molecule is that the electrons in the C—H bond are closer to the carbon than they would be if **140** did not contribute at all.



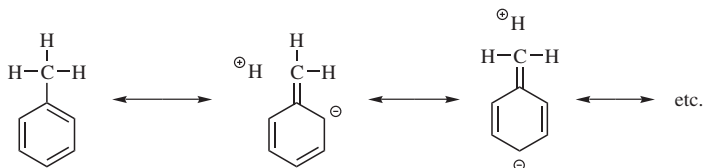
Hyperconjugation in the above case may be regarded as an overlap of the σ orbital of the C—H bond and the π orbital of the C—C bond, analogous to the π – π orbital overlap previously considered. As might be expected, those who reject the idea of resonance in butadiene (p. 39) believe it even less likely when it involves no-bond structures.

The concept of hyperconjugation arose from the discovery of apparently anomalous electron-release patterns for alkyl groups. By the field effect alone, the order of electron release for simple alkyl groups connected to an unsaturated system is *tert*-butyl > isopropyl > ethyl > methyl, and this order is observed in many phenomena. Thus, the dipole moments in the gas phase of PhCH₃, PhC₂H₅, PhCH(CH₃)₂, and PhC(CH₃)₃ are, respectively, 0.37, 0.58, 0.65, and 0.70 D.³⁶⁸

However, Baker and Nathan³⁶⁹ observed that the rates of reaction with pyridine of *para*-substituted benzyl bromides (see reaction **10-31**) were opposite that expected from electron release by the field effect. That is, the methyl-substituted compound reacted fastest and the *tert*-butyl-substituted compound reacted slowest.



This came to be called the *Baker–Nathan effect* and has since been found in many processes. Baker and Nathan explained it by considering that hyperconjugative forms contribute to the actual structure of toluene:



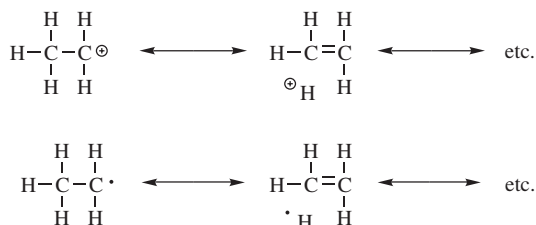
For the other alkyl groups, hyperconjugation is diminished because the number of C—H bonds is diminished and in *tert*-butyl there are none; hence, with

³⁶⁸Baker, J.W.; Groves, L.G. *J. Chem. Soc.* **1939**, 1144.

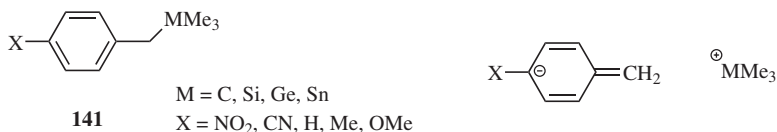
³⁶⁹Baker, J.W.; Nathan, W.S. *J. Chem. Soc.* **1935**, 1840, 1844.

respect to this effect, methyl is the strongest electron donor and *tert*-butyl is the weakest.

However, the Baker–Nathan effect has now been shown not to be caused by hyperconjugation, but by differential solvation.³⁷⁰ This was demonstrated by the finding that in certain instances where the Baker–Nathan effect was found to apply in solution, the order was completely reversed in the gas phase.³⁷¹ Since the molecular structures are unchanged in going from the gas phase into solution, it is evident that the Baker–Nathan order in these cases is not caused by a structural feature (hyperconjugation), but by the solvent. That is, each alkyl group is solvated to a different extent.³⁷²



There is a large body of evidence against hyperconjugation in the ground states of neutral molecules.³⁷³ A recent study of the one-bond coupling constants for the aromatic system **141**, however, appears to provide the first structural evidence for hyperconjugation in a neutral ground state.³⁷⁴ In hyperconjugation



in the ground state of neutral molecules, which Muller and Mulliken call *sacrificial hyperconjugation*,³⁷⁵ the canonical forms involve not only no-bond resonance, but also a charge separation not possessed by the main form (see **141**). For carbocations and free radicals³⁷⁶ and for excited states of molecules,³⁷⁷ there is evidence that hyperconjugation is important. In free radicals and carbocations, the canonical

³⁷⁰This idea was first suggested by Schubert, W.M.; Sweeney, W.A. *J. Org. Chem.* **1956**, *21*, 119.

³⁷¹Hehre, W.J.; McIver, Jr., R.T.; Pople, J.A.; Schleyer, P.v.R. *J. Am. Chem. Soc.* **1974**, *96*, 7162; Arnett, E.M.; Abboud, J.M. *J. Am. Chem. Soc.* **1975**, *97*, 3865; Glyde, E.; Taylor, R. *J. Chem. Soc. Perkin Trans. 2* **1977**, 678. See also, Taylor, R. *J. Chem. Res. (S)*, **1985**, 318.

³⁷²For an opposing view, see Cooney, B.T.; Happer, D.A.R. *Aust. J. Chem.* **1987**, *40*, 1537.

³⁷³For some evidence in favor, see Laube, T.; Ha, T. *J. Am. Chem. Soc.* **1988**, *110*, 5511.

³⁷⁴Lambert, J.B.; Singer, R.A. *J. Am. Chem. Soc.* **1992**, *114*, 10246.

³⁷⁵Muller, N.; Mulliken, R.S. *J. Am. Chem. Soc.* **1958**, *80*, 3489.

³⁷⁶Symons, M.C.R. *Tetrahedron* **1962**, *18*, 333.

³⁷⁷Rao, C.N.R.; Goldman, G.K.; Balasubramanian, A. *Can. J. Chem.* **1960**, *38*, 2508.

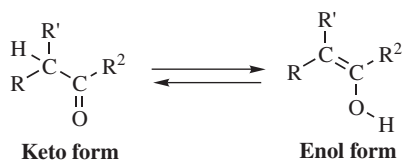
forms display no more charge separation than the main form. Muller and Mulliken call this *isovalent hyperconjugation*: Even here the main form contributes more to the hybrid than the others.

TAUTOMERISM³⁷⁸

There remains one topic to be discussed in our survey of chemical bonding in organic compounds. For most compounds, all the molecules have the same structure, whether or not this structure can be satisfactorily represented by a Lewis formula. But for many other compounds there is a mixture of two or more structurally distinct compounds that are in rapid equilibrium. When this phenomenon, called *tautomerism*,³⁷⁹ exists, there is a rapid shift back and forth among the molecules. In most cases, it is a proton that shifts from one atom of a molecule to another.

Keto–Enol Tautomerism³⁸⁰

A very common form of tautomerism is that between a carbonyl compound containing an α -hydrogen and its enol form:³⁸¹ Such equilibria are pH dependent, as in the case of 2-acetylcyclohexanone.³⁸²



In simple cases ($\text{R}^2 = \text{H}$, alkyl, OR, etc.) the equilibrium lies well to the left (Table 2.1). The reason can be seen by examining the bond energies in Table 1.7.

³⁷⁸Baker, J.W. *Tautomerism*; D. Van Nostrand Company, Inc., New York, **1934**; Minkin, V.I.; Olekhovich, L.P.; Zhdanov, Y.A. *Molecular Design of Tautomeric Compounds*, D. Reidel Publishing Co.: Dordrecht, Holland, **1988**.

³⁷⁹For reviews, see Toulecc, J. *Adv. Phys. Org. Chem.* **1982**, *18*, 1; Kořsov, A.I.; Kheifets, G.M. *Russ. Chem. Rev.* **1971**, *40*, 773; **1972**, *41*, 452–467; Forsén, S.; Nilsson, M., in Zabicky, J. *The Chemistry of the Carbonyl Group*, Vol. 2, Wiley, NY, **1970**, pp. 157–240.

³⁸⁰The mechanism for conversion of one tautomer to another is discussed in Chapter 12 (reaction 12-3).

³⁸¹Capponi, M.; Gut, I.G.; Hellrung, B.; Persy, G.; Wirz, J. *Can. J. Chem.* **1999**, *77*, 605. For a treatise, see Rappoport, Z. *The Chemistry of Enols*, Wiley, NY, **1990**.

³⁸²Iglesias, E. *J. Org. Chem.* **2003**, *68*, 2680.

TABLE 2.1. The Enol Content of Some Carbonyl Compounds

Compound	Enol Content, %	References
Acetone	6×10^{-7}	383
PhCOCH ₃	1.1×10^{-6}	384
Cyclopentanone	1×10^{-6}	385
CH ₃ CHO	6×10^{-5}	386
Cyclohexanone	4×10^{-5}	385
Butanal	5.5×10^{-4}	387
(CH ₃) ₂ CHCHO	1.4×10^{-2}	388,387
Ph ₂ CHCHO	9.1	389
CH ₃ COOEt	No enol found ^a	385
CH ₃ COCH ₂ COOEt	8.4	390
CH ₃ COCH ₂ COCH ₃	80	322
PhCOCH ₂ COCH ₃	89.2	385
EtOOCCH ₂ COOEt	7.7×10^{-3}	385
N≡C-CH ₂ COOEt	2.5×10^{-1}	385
Indane-1-one	3.3×10^{-8}	391
Malonamide	No enol found	392

^aLess than 1 part in 10 million.

The keto form differs from the enol form in possessing a C—H, a C—C, and a C=O bond, where the enol has a C=C, a C—O, and an O—H bond. The approximate sum of the first three is 359 kcal mol⁻¹ (1500 kJ mol⁻¹) and of the second three is 347 kcal mol⁻¹ (1452 kJ mol⁻¹). The keto form is therefore thermodynamically more stable by ~12 kcal mol⁻¹ (48 kJ mol⁻¹) and enol forms cannot normally be isolated.³⁹³ In certain cases, however, a larger amount of the enol form is present,

³⁸³Tapuhi, E.; Jencks, W.P. *J. Am. Chem. Soc.* **1982**, *104*, 5758; Chiang, Y.; Kresge, A.J.; Tang, Y.S.; Wirz, J. *J. Am. Chem. Soc.* **1984**, *106*, 460. See also, Hine, J.; Arata, K. *Bull. Chem. Soc. Jpn.* **1976**, *49*, 3089; Guthrie, J.P. *Can. J. Chem.* 1979, *57*, 797, 1177; Dubois, J.E.; El-Alaoui, M.; Toullec, J. *J. Am. Chem. Soc.* 1981, *103*, 5393; Toullec, J. *Tetrahedron Lett.* 1984, *25*, 4401; Chiang, Y.; Kresge, A.J.; Schepp, N.P. *J. Am. Chem. Soc.* **1989**, *111*, 3977.

³⁸⁴Keeffe, J.R.; Kresge, A.R.; Toullec, J. *Can. J. Chem.* **1986**, *64*, 1224.

³⁸⁵Gero, A. *J. Org. Chem.* **1954**, *19*, 469, 1960; Keeffe, J.R., Kresge, A.J.; Schepp, N.P. *J. Am. Chem. Soc.* **1990**, *112*, 4862; Iglesias, E. *J. Chem. Soc. Perkin Trans. 2* **1997**, 431. See these papers for values for other simple compounds.

³⁸⁶Chiang, Y.; Hojatti, M.; Keeffe, J.R.; Kresge, A.J.; Schepp, N.P.; Wirz, J. *J. Am. Chem. Soc.* **1987**, *109*, 4000.

³⁸⁷Bohne, C.; MacDonald, I.D.; Dunford, H.B. *J. Am. Chem. Soc.* **1986**, *108*, 7867.

³⁸⁸Chiang, Y.; Kresge, A.J.; Walsh, P.A. *J. Am. Chem. Soc.* **1986**, *108*, 6314.

³⁸⁹Chiang, Y.; Kresge, A.J.; Krogh, E.T. *J. Am. Chem. Soc.* **1988**, *110*, 2600.

³⁹⁰Moriyasu, M.; Kato, A.; Hashimoto, Y. *J. Chem. Soc. Perkin Trans. 2* 1986, 515. For enolization of β-ketoamides, see Hynes, M.J.; Clarke, E.M. *J. Chem. Soc. Perkin Trans. 2* **1994**, 901.

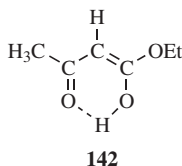
³⁹¹Jefferson, E.A.; Keeffe, J.R.; Kresge, A.J. *J. Chem. Soc. Perkin Trans. 2* **1995**, 2041.

³⁹²Williams, D.L.H.; Xia, L. *J. Chem. Soc. Chem. Commun.* **1992**, 985.

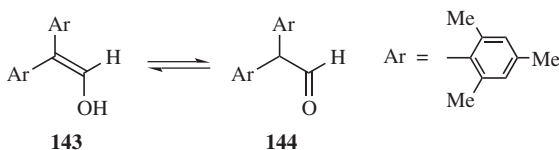
³⁹³For reviews on the generation of unstable enols, see Kresge, A.J. *Pure Appl. Chem.* **1991**, *63*, 213; Capon, B., in Rappoport, Z. *The Chemistry of Enols*, Wiley, NY, **1990**, pp. 307–322.

and it can even be the predominant form.³⁹⁴ There are three main types of the more stable enols:³⁹⁵

1. Molecules in which the enolic double bond is in conjugation with another double bond. Some of these are shown in Table 2.1. As the table shows, carboxylic esters have a much smaller enolic content than ketones. In molecules like acetoacetic ester (**142**), the enol is also stabilized by internal hydrogen bonding, which is unavailable to the keto form:



2. Molecules that contain two or three bulky aryl groups.³⁹⁶ An example is 2,2-dimesitylethenol (**143**). In this case the keto content at equilibrium is only 5%.³⁹⁷ In cases such as this, steric hindrance (p. 230) destabilizes the keto form. In **143**, the two aryl groups are $\sim 120^\circ$ apart, but in **144** they must move closer together ($\sim 109.5^\circ$). Such compounds are often called *Fuson-type enols*.³⁹⁸ There is one example of an amide with a bulky aryl group [*N*-methyl bis(2,4,6-triisopropylphenyl)acetamide] that has a measurable enol content, in sharp contrast to most amides.³⁹⁹



³⁹⁴For reviews of stable enols, see Kresge, A.J. *Acc. Chem. Res.* **1990**, 23, 43; Hart, H.; Rappoport, Z.; Biali, S.E., in Rappoport, Z. *The Chemistry of Enols*, Wiley, NY, **1990**, pp. 481–589; Hart, H. *Chem. Rev.* **1979**, 79, 515; Hart, H.; Sasaoka, M. *J. Chem. Educ.* **1980**, 57, 685.

³⁹⁵For some examples of other types, see Pratt, D.V.; Hopkins, P.B. *J. Am. Chem. Soc.* **1987**, 109, 5553; Nadler, E.B.; Rappoport, Z.; Arad, D.; Apeloig, Y. *J. Am. Chem. Soc.* **1987**, 109, 7873.

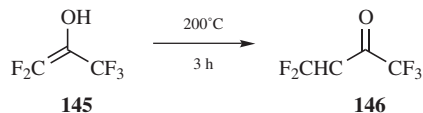
³⁹⁶For a review, see Rappoport, Z.; Biali, S.E. *Acc. Chem. Res.* **1988**, 21, 442. For a discussion of their structures, see Kaftory, M.; Nugiel, D.A.; Biali, D.A.; Rappoport, Z. *J. Am. Chem. Soc.* **1989**, 111, 8181.

³⁹⁷Biali, S.E.; Rappoport, Z. *J. Am. Chem. Soc.* **1985**, 107, 1007. See also, Kaftory, M.; Biali, S.E.; Rappoport, Z. *J. Am. Chem. Soc.* **1985**, 107, 1701; Nugiel, D.A.; Nadler, E.B.; Rappoport, Z. *J. Am. Chem. Soc.* **1987**, 109, 2112; O'Neill, P.; Hegarty, A.F. *J. Chem. Soc. Chem. Commun.* **1987**, 744; Becker, H.; Andersson, K. *Tetrahedron Lett.* **1987**, 28, 1323.

³⁹⁸First synthesized by Fuson, R.C.; see, for example, Fuson, R.C.; Southwick, P.L.; Rowland, S.P. *J. Am. Chem. Soc.* **1944**, 66, 1109.

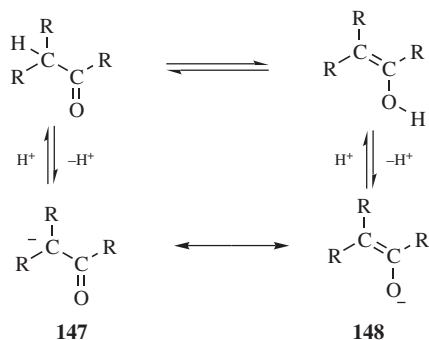
³⁹⁹Frey, J.; Rappoport, Z. *J. Am. Chem. Soc.* **1996**, 118, 3994.

3. Highly fluorinated enols, such as **145**.⁴⁰⁰



In this case, the enol form is not more stable than the keto form (**146**). The enol form is less stable, and converts to the keto form upon prolonged heating). It can, however, be kept at room temperature for long periods of time because the tautomerization reaction (**12-3**) is very slow, owing to the electron-withdrawing power of the fluorines.

Frequently, when the enol content is high, both forms can be isolated. The pure keto form of acetoacetic ester melts at -39°C , while the enol is a liquid even at -78°C . Each can be kept at room temperature for days if catalysts, such as acids or bases, are rigorously excluded.⁴⁰¹ Even the simplest enol, vinyl alcohol $\text{CH}_2=\text{CHOH}$, has been prepared in the gas phase at room temperature, where it has a half-life of ~ 30 min.⁴⁰² The enol $\text{Me}_2\text{C}=\text{CCHOH}$ is indefinitely stable in the solid state at -78°C and has a half-life of ~ 24 h in the liquid state at 25°C .⁴⁰³ When both forms cannot be isolated, the extent of enolization is often measured by NMR.⁴⁰⁴



⁴⁰⁰For a review, see Bekker, R.A.; Knunyants, I.L. *Sov. Sci. Rev. Sect. B* **1984**, 5, 145.

⁴⁰¹For an example of particularly stable enol and keto forms, which could be kept in the solid state for more than a year without significant interconversion, see Schulenberg, J.W. *J. Am. Chem. Soc.* **1968**, 90, 7008.

⁴⁰²Saito, S. *Chem. Phys. Lett.* **1976**, 42, 399. See also, Capon, B.; Rycroft, D.S.; Watson, T.W.; Zucco, C. *J. Am. Chem. Soc.* **1981**, 103, 1761; Holmes, J.L.; Lossing, F.P. *J. Am. Chem. Soc.* **1982**, 104, 2648; McGarrity, J.F.; Cretton, A.; Pinkerton, A.A.; Schwarzenbach, D.; Flack, H.D. *Angew. Chem. Int. Ed.* **1983**, 22, 405; Rodler, M.; Blom, C.E.; Bauder, A. *J. Am. Chem. Soc.* **1984**, 106, 4029; Capon, B.; Guo, B.; Kwok, F.C.; Siddhanta, A.K.; Zucco, C. *Acc. Chem. Res.* **1988**, 21, 135.

⁴⁰³Chin, C.S.; Lee, S.Y.; Park, J.; Kim, S. *J. Am. Chem. Soc.* **1988**, 110, 8244.

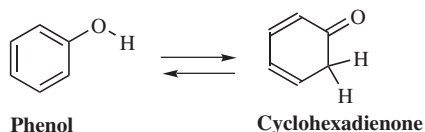
⁴⁰⁴Cravero, R.M.; González-Sierra, M.; Olivieri, A.C. *J. Chem. Soc. Perkin Trans. 2* **1993**, 1067.

The extent of enolization⁴⁰⁵ is greatly affected by solvent,⁴⁰⁶ concentration, and temperature. Lactone enols, for example, have been shown to be stable in the gas phase, but unstable in solution.⁴⁰⁷ Thus, acetoacetic ester has an enol content of 0.4% in water and 19.8% in toluene.⁴⁰⁸ In this case, water reduces the enol concentration by hydrogen bonding with the carbonyl, making this group less available for internal hydrogen bonding. As an example of the effect of temperature, the enol content of pentan-2,4-dione, $\text{CH}_3\text{COCH}_2\text{COCH}_3$, was found to be 95, 68, and 44%, respectively, at 22, 180, and 275°C.⁴⁰⁹ When a strong base is present, both the enol and the keto form can lose a proton. The resulting anion (the *enolate ion*) is the same in both cases. Since **147** and **148** differ only in placement of electrons, they are not tautomers, but canonical forms. The true structure of the enolate ion is a hybrid of **147** and **148** although **148** contributes more, since in this form the negative charge is on the more electronegative atom.

Other Proton-Shift Tautomerism

In all such cases, the anion resulting from removal of a proton from either tautomer is the same because of resonance. Some examples are:⁴¹⁰

1. Phenol–Keto Tautomerism.⁴¹¹



For most simple phenols, this equilibrium lies well to the side of the phenol, since only on that side is there aromaticity. For phenol itself, there is no evidence for the existence of the keto form.⁴¹² However, the keto form

⁴⁰⁵For a review of keto–enol equilibrium constants, see Toullec, J. in Rappoport, Z. *The Chemistry of Enols*, Wiley, NY, **1990**, pp. 323–398.

⁴⁰⁶For an extensive study, see Mills, S.G.; Beak, P. *J. Org. Chem.* **1985**, *50*, 1216. For keto–enol tautomerism in aqueous alcohol solutions, see Blokzijl, W.; Engberts, J.B.F.N.; Blandamer, M.J. *J. Chem. Soc. Perkin Trans. 2* **1994**, 455; For theoretical calculations of keto–enol tautomerism in aqueous solutions, see Karelson, M.; Maran, U.; Katritzky, A.R. *Tetrahedron* **1996**, *52*, 11325.

⁴⁰⁷Tureček, F.; Vivekananda, S.; Sadílek, M.; Polášek, M. *J. Am. Chem. Soc.*, **2002**, *124*, 13282.

⁴⁰⁸Meyer, K.H. *Leibigs Ann. Chem.* **1911**, *380*, 212. See also, Moriyasu, M.; Kato, A.; Hashimoto, Y. *J. Chem. Soc. Perkin Trans. 2* **1986**, 515.

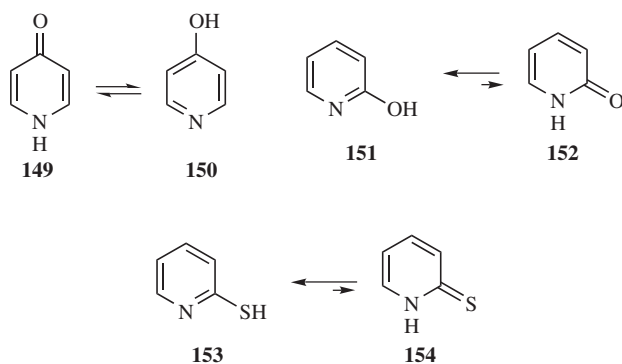
⁴⁰⁹Hush, N.S.; Livett, M.K.; Peel, J.B.; Willett, G.D. *Aust. J. Chem.* **1987**, *40*, 599.

⁴¹⁰For a review of the use of X-ray crystallography to determine tautomeric forms, see Furmanova, N.G. *Russ. Chem. Rev.* **1981**, *50*, 775.

⁴¹¹For reviews, see Ershov, V.V.; Nikiforov, G.A. *Russ. Chem. Rev.* **1966**, *35*, 817; Forsén, S.; Nilsson, M., in Zabicky, J. *The Chemistry of the Carbonyl Group*, Vol. 2, Wiley, NY, **1970**, pp. 168–198.

⁴¹²Keto forms of phenol and some simple derivatives have been generated as intermediates with very short lives, but long enough for spectra to be taken at 77 K. Lasne, M.; Ripoll, J.; Denis, J. *Tetrahedron Lett.* **1980**, *21*, 463. See also, Capponi, M.; Gut, I.; Wirz, J. *Angew. Chem. Int. Ed.* **1986**, *25*, 344.

becomes important and may predominate: (1) where certain groups, such as a second OH group or an N=O group, are present;⁴¹³ (2) in systems of fused aromatic rings;⁴¹⁴ (3) in heterocyclic systems. In many heterocyclic compounds in the liquid phase or in solution, the keto form is more stable,⁴¹⁵ although in the vapor phase the positions of many of these equilibria are reversed.⁴¹⁶ For example, in the equilibrium between 4-pyridone (**149**) and 4-hydroxypyridine (**150**), **149** is the only form detectable in ethanolic solution, while **150** predominates in the vapor phase.⁴¹⁶ In other heterocycles, the hydroxy-form predominates. 2-Hydroxypyridone (**151**) and pyridone-2-thiol (**153**)⁴¹⁷ are in equilibrium with their tautomers, 2-pyridone **152** and pyridine-2-thione **154**, respectively. In both cases, the most stable form is the hydroxy tautomer, **151** and **153**.⁴¹⁸



2. Nitroso–Oxime Tautomerism.



The equilibrium shown for formaldehyde oxime and nitrosomethane illustrates this process.⁴¹⁹ In molecules where the products are stable, the equilibrium lies far to the right, and as a rule nitroso compounds are stable only when there is not a hydrogen.

⁴¹³Ershov, V.V.; Nikiforov, G.A. *Russ. Chem. Rev.* **1966**, 35, 817. See also, Hight, R.J.; Chou, F.E. *J. Am. Chem. Soc.* **1977**, 99, 3538.

⁴¹⁴See, for example, Majerski, Z.; Trinajstić, N. *Bull. Chem. Soc. Jpn.* **1970**, 43, 2648.

⁴¹⁵For a monograph on tautomerism in heterocyclic compounds, see Elguero, J.; Marzin, C.; Katritzky, A.R.; Linda, P. *The Tautomerism of Heterocycles*, Academic Press, NY, **1976**. For reviews, see Katritzky, A.R.; Karelson, M.; Harris, P.A. *Heterocycles* **1991**, 32, 329; Beak, P. *Acc. Chem. Res.* **1977**, 10, 186; Katritzky, A.R. *Chimia*, **1970**, 24, 134.

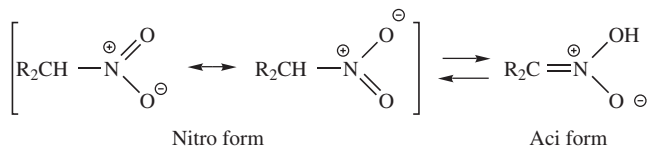
⁴¹⁶Beak, P.; Fry, Jr., F.S.; Lee, J.; Steele, F. *J. Am. Chem. Soc.* **1976**, 98, 171.

⁴¹⁷Moran, D.; Sukcharoenphon, K.; Puchta, R.; Schaefer III, H.F.; Schleyer, P.v.R.; Hoff, C.D. *J. Org. Chem.* **2002**, 67, 9061.

⁴¹⁸Parchment, O.G.; Burton, N.A.; Hillier, I.H.; Vincent, M.A. *J. Chem. Soc. Perkin Trans. 2* **1993**, 861.


⁴¹⁹Long, J.A.; Harris, N.J.; Lammertsma, K. *J. Org. Chem.* **2001**, 66, 6762.

3. Aliphatic Nitro Compounds Are in Equilibrium with Aci Forms.



The nitro form is much more stable than the aci form in sharp contrast to the parallel case of nitroso–oxime tautomerism, undoubtedly because the nitro form has resonance not found in the nitroso case. Aci forms of nitro compounds are also called nitronic acids and azinic acids.

4. Imine–Enamine Tautomerism.⁴²⁰



Enamines are normally stable only when there is no hydrogen on the nitrogen ($\text{R}_2\text{C}=\text{CR}-\text{NR}_2$). Otherwise, the imine form predominates.⁴²¹ The energy of various imine–enamine tautomers has been calculated.⁴²² In the case of 6-aminofulvene-1-aldimines, tautomerism was observed in the solid state, as well as in solution.⁴²³

5. *Ring-Chain Tautomerism.* Ring-chain tautomerism⁴²⁴ occurs in sugars (aldehyde vs. the pyranose or furanose structures), and in γ -oxocarboxylic acids.⁴²⁵ In benzamide carboxaldehyde, **156**, whose ring-chain tautomer is **155**, the equilibrium favors the cyclic form (**156**).⁴²⁶ Similarly, benzoic acid 2-carboxyaldehyde (**157**) exists largely as the cyclic form (**158**).⁴²⁷ In these latter cases, and in many others, this tautomerism influences chemical reactivity. Conversion of **157** to an ester, for example, is difficult since most standard methods lead to the OR derivative of **158** rather than the ester of **157**. Ring-chain tautomerism also occurs in spriooxathianes,⁴²⁸ and in

⁴²⁰For reviews, see Shainyan, B.A.; Mirskova, A.N. *Russ. Chem. Rev.* **1979**, *48*, 107; Mamaev, V.P.; Lapachev, V.V. *Sov. Sci. Rev. Sect. B.* **1985**, *7*, 1. The second review also includes other closely related types of tautomerization.

⁴²¹For examples of the isolation of primary and secondary enamines, see Shin, C.; Masaki, M.; Ohta, M. *Bull. Chem. Soc. Jpn.* **1971**, *44*, 1657; de Jeso, B.; Pommier, J. *J. Chem. Soc. Chem. Commun.* **1977**, 565.

⁴²²Lammertsma, K.; Prasad, B.V. *J. Am. Chem. Soc.* **1994**, *116*, 642.

⁴²³Sanz, D.; Perez-Torralla, M.; Alarcon, S.H.; Claramunt, R.M.; Foces-Foces, C.; Elguero, J. *J. Org. Chem.* **2002**, *67*, 1462.

⁴²⁴For a monograph, see Valters, R.E.; Flitsch, W. *Ring-Chain Tautomerism*, Plenum, NY, **1985**. For reviews, see Valters, R.E. *Russ. Chem. Rev.* **1973**, *42*, 464; **1974**, *43*, 665; Escalé, R.; Verducci, J. *Bull. Soc. Chim. Fr.* **1974**, 1203.

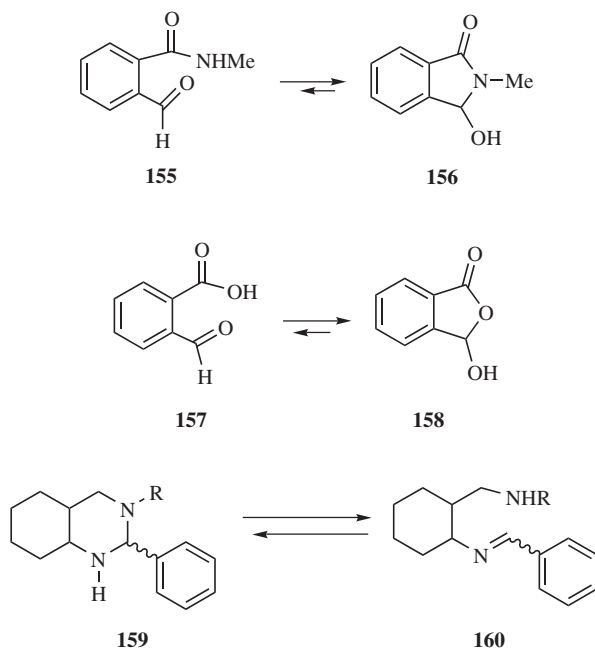
⁴²⁵Fabian, W.M.F.; Bowden, K. *Eur. J. Org. Chem.* **2001**, 303.

⁴²⁶Bowden, K.; Hiscocks, S.P.; Perjéssy, A. *J. Chem. Soc. Perkin Trans. 2* **1998**, 291.

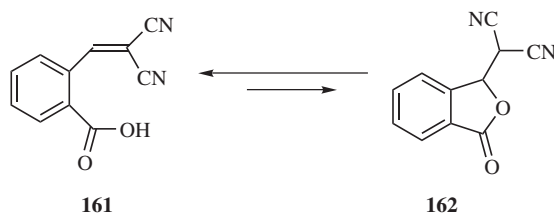
⁴²⁷Ring chain tautomer of benzoic acid 2-carboxaldehyde.

⁴²⁸Terec, A.; Grosu, I.; Muntean, L.; Toupet, L.; Plé, G.; Socaci, C.; Mager, S. *Tetrahedron* **2001**, *57*, 8751; Muntean, L.; Grosu, I.; Mager, S.; Plé, G.; Balog, M. *Tetrahedron Lett.* **2000**, *41*, 1967.

decahydroquinazolines, such as **159** and **160**,⁴²⁹ as well as other 1,3-heterocycles.⁴³⁰



There are many other highly specialized cases of proton-shift tautomerism, including an internal Michael reaction (see **15-24**) in which 2-(2,2-dicyano-1-methylethenyl)benzoic acid (**161**) exists largely in the open chain form rather than its tautomer (**162**) in the solid state, but in solution there is an increasing amount of **162** as the solvent becomes more polar.⁴³¹



Valence Tautomerism

This type of tautomerism is discussed on p. 105.

⁴²⁹Lazar, L.; Goblyos, A.; Martinek, T.A.; Fulop, F. *J. Org. Chem.* **2002**, *67*, 4734.

⁴³⁰Lázár, L.; Fülöp, F. *Eur. J. Org. Chem.* **2003**, 3025.

⁴³¹Kolsaker, P.; Arukwe, J.; Barcóczy, J.; Wiberg, A.; Fagerli, A.K. *Acta Chem. Scand. B* **1998**, *52*, 490.

Bonding Weaker than Covalent

In the first two chapters, we discussed the structure of molecules each of which is an aggregate of atoms in a distinct three-dimensional (3D) arrangement held together by bonds with energies on the order of 50–100 kcal mol⁻¹ (200–400 kJ mol⁻¹). There are also very weak attractive forces *between* molecules, on the order of a few tenths of a kilocalorie per mole. These forces, called van der Waals forces, are caused by electrostatic attractions, such as those between dipole and dipole, induced dipole, and induced dipole, and are responsible for liquefaction of gases at sufficiently low temperatures. The bonding discussed in this chapter has energies of the order of 2–10 kcal mol⁻¹ (9–40 kJ mol⁻¹), intermediate between the two extremes, and produces clusters of molecules. We will also discuss compounds in which portions of molecules are held together without any attractive forces at all.

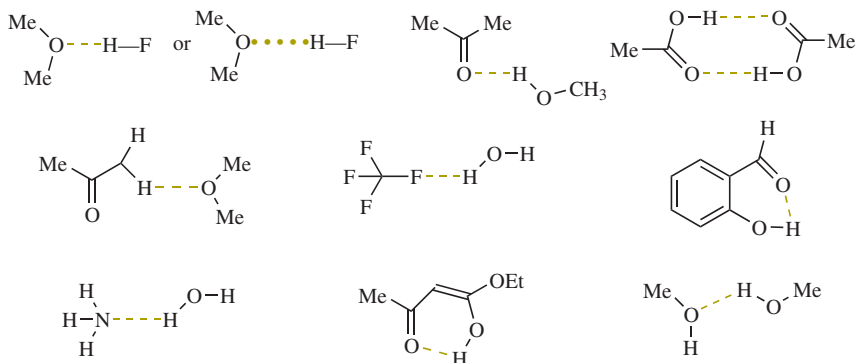
HYDROGEN BONDING

A *hydrogen bond* is a bond between a functional group A–H and an atom or group of atoms B in the same or a different molecule.¹ With exceptions to be noted later, hydrogen bonds are *assumed to form only when A is oxygen, nitrogen, or fluorine and when B is oxygen, nitrogen, or fluorine.*² The oxygen may be singly or doubly

¹For a treatise, see Schuster, P.; Zundel, G.; Sandorfy, C. *The Hydrogen Bond*, 3 vols., North-Holland Publishing Co.: Amsterdam, The Netherlands, **1976**. For a monograph, see Joesten, M.D.; Schaad, L.J. *Hydrogen Bonding*; Marcel Dekker, NY, **1974**. For reviews, see Meot-Ner, M. *Mol. Struct. Energ.* **1987**, *4*, 71; Deakyne, C.A. *Mol. Struct. Energ.* **1987**, *4*, 105; Joesten, M.D. *J. Chem. Educ.* **1982**, *59*, 362; Gur'yanova, E.N.; Gol'dshtein, I.P.; Perepelkova, T.I. *Russ. Chem. Rev.* **1976**, *45*, 792; Pimentel, G.C.; McClellan, A.L. *Annu. Rev. Phys. Chem.* **1971**, *22*, 347; Kollman, P.A.; Allen, L.C. *Chem. Rev.* **1972**, *72*, 283; Huggins, M.L. *Angew. Chem. Int. Ed.* **1971**, *10*, 147; Rochester, C.H., in Patai, S. *The Chemistry of the Hydroxyl Group*, pt. 1; Wiley, NY, **1971**, pp. 327–392, 328–369. See also Hamilton, W.C.; Ibers, J.A. *Hydrogen Bonding in Solids*, W.A. Benjamin, NY, **1968**. Also see, Chen, J.; McAllister, M.A.; Lee, J.K.; Houk, K.N. *J. Org. Chem.* **1998**, *63*, 4611 for a discussion of short, strong hydrogen bonds.

²The ability of functional groups to act as hydrogen bond acids and bases can be obtained from either equilibrium constants for 1:1 hydrogen bonding or overall hydrogen bond constants. See Abraham, M.H.; Platts, J.A. *J. Org. Chem.* **2001**, *66*, 3484.

bonded and the nitrogen singly, doubly, or triply bonded. The bonds are usually represented by dotted or dashed lines, as shown in the following examples:



Hydrogen bonds can exist in the solid³ and liquid phases and in solution.⁴ Many organic reactions that will be discussed in later chapters can be done in aqueous media,⁵ and their efficacy is due, in part, to the hydrogen bonding nature of aqueous media.⁶ Even in the gas phase, compounds that form particularly strong hydrogen bonds may remain associated.⁷ Acetic acid, for example, exists in the gas phase as a dimer, as shown above, except at very low pressures.⁸ In solution and in the liquid phase, hydrogen bonds rapidly form and break. The mean lifetime of the $\text{NH}_3 \cdots \text{H}_2\text{O}$ bond is 2×10^{-12} s.⁹ Except for a few very strong hydrogen bonds,¹⁰ such as the $\text{FH} \cdots \text{F}$ bond (which has an energy of $\sim 50 \text{ kcal mol}^{-1}$ or 210 kJ mol^{-1}), the strongest hydrogen bonds are the $\text{FH} \cdots \text{F}$ bond and the bonds connecting one carboxylic acid with another. The energies of these bonds are in the range of $6\text{--}8 \text{ kcal mol}^{-1}$ or $25\text{--}30 \text{ kJ mol}^{-1}$ (for carboxylic acids, this refers to the energy of each bond). In general, short contact hydrogen bonds between fluorine and HO or NH are rare.¹¹ Other $\text{OH} \cdots \text{O}$ and $\text{NH} \cdots \text{N}$ bonds¹² have energies of $3\text{--}6 \text{ kcal mol}^{-1}$ ($12\text{--}25 \text{ kJ mol}^{-1}$).

³Steiner, T. *Angew. Chem. Int. Ed.* **2002**, *41*, 48. See also Damodharan, L.; Pattabhi, V. *Tetrahedron Lett.* **2004**, *45*, 9427.

⁴See Nakahara, M.; Wakai, C. *Chem. Lett.* **1992**, 809 for a discussion of monomeric and cluster states of water molecules in organic solvents due to hydrogen bonding.

⁵Li, C.-J.; Chen, T.-H. *Organic Reactions in Aqueous Media*, Wiley, NY, **1997**.

⁶Li, C.-J. *Chem. Rev.* **1993**, *93*, 2023.

⁷For a review of energies of hydrogen bonds in the gas phase, see Curtiss, L.A.; Blander, M. *Chem. Rev.* **1988**, *88*, 827.

⁸For a review of hydrogen bonding in carboxylic acids and acid derivatives, see Hadži, D.; Detoni, S., in Patai, S. *The Chemistry of Acid Derivatives*, pt. 1, Wiley, NY, **1979**, pp. 213–266.

⁹Emerson, M.T.; Grunwald, E.; Kaplan, M.L.; Kromhout, R.A. *J. Am. Chem. Soc.* **1960**, *82*, 6307.

¹⁰For a review of very strong hydrogen bonding, see Emsley, J. *Chem. Soc. Rev.* **1980**, *9*, 91.

¹¹Howard, J.A.K.; Hoy, V.J.; O'Hagan, D.; Smith, G.T. *Tetrahedron* **1996**, *52*, 12613.

¹²For an *ab initio* study of diamine hydrogen bonds see Sorensen, J.B.; Lewin, A.H.; Bowen, J.P. *J. Org. Chem.* **2001**, *66*, 4105.

The intramolecular O—H...N hydrogen bond in hydroxy amines is also rather strong.¹³

To a first approximation, the strength of hydrogen bonds increases with increasing acidity of A—H and basicity of B, but the parallel is far from exact.¹⁴ A quantitative measure of the strengths of hydrogen bonds has been established, involving the use of an α scale to represent hydrogen-bond donor acidities and a β scale for hydrogen-bond acceptor basicities.¹⁵ The use of the β scale, along with another parameter, ξ , allows hydrogen-bond basicities to be related to proton-transfer basicities (pK values).¹⁶ A database has been developed to locate all possible occurrences of bimolecular cyclic hydrogen-bond motifs in the Cambridge Structural Database,¹⁷ and donor–acceptor as well as polarity parameters have been calculated for hydrogen-bonding solvents.¹⁸

When two compounds whose molecules form hydrogen bonds with each other are both dissolved in water, the hydrogen bond between the two molecules is usually greatly weakened or completely removed,¹⁹ because the molecules generally form hydrogen bonds with the water molecules rather than with each other, especially since the water molecules are present in such great numbers. In amides, the oxygen atom is the preferred site of protonation or complexation with water.²⁰ In the case of dicarboxylic acids, arguments have been presented that there is little or no evidence for strong hydrogen bonding in aqueous solution,²¹ although recent studies concluded that strong, intramolecular hydrogen bonding can exist in aqueous acetone solutions (0.31 mole-fraction water) of hydrogen maleate and hydrogen *cis*-cyclohexane-1,2-dicarboxylate.²²

Many studies have been made of the geometry of hydrogen bonds,²³ and the evidence shows that in most (though not all) cases, the hydrogen is on or near the

¹³Grech, E.; Nowicka-Scheibe, J.; Olejnik, Z.; Lis, T.; Pawęka, Z.; Malarski, Z.; Sobczyk, L. *J. Chem. Soc., Perkin Trans. 2* **1996**, 343. See Steiner, T. *J. Chem. Soc., Perkin Trans. 2* **1995**, 1315 for a discussion of hydrogen bonding in the crystal structure of α -amino acids.

¹⁴For reviews of the relationship between hydrogen-bond strength and acid-base properties, see Pogorelyi, V.K.; Vishnyakova, T.B. *Russ. Chem. Rev.* **1984**, 53, 1154; Epshtein, L.M. *Russ. Chem. Rev.* **1979**, 48, 854.

¹⁵For reviews, see Abraham, M.H.; Doherty, R.M.; Kamlet, M.J.; Taft, R.W. *Chem. Br.* **1986**, 551; Kamlet, M.J.; Abboud, J.M.; Taft, R.W. *Prog. Phys. Org. Chem.* **1981**, 13, 485. For a comprehensive table and α and β values, see Kamlet, M.J.; Abboud, J.M.; Abraham, M.H.; Taft, R.W. *J. Org. Chem.* **1983**, 48, 2877. For a criticism of the β scale, see Laurence, C.; Nicolet, P.; Helbert, M. *J. Chem. Soc., Perkin Trans. 2* **1986**, 1081. See also Nicolet, P.; Laurence, C.; Luçon, M. *J. Chem. Soc., Perkin Trans. 2* **1987**, 483; Abboud, J.M.; Roussel, C.; Gentric, E.; Sraidi, K.; Lauransan, J.; Guihéneuf, G.; Kamlet, M.J.; Taft, R.W. *J. Org. Chem.* **1988**, 53, 1545; Abraham, M.H.; Grellier, P.L.; Prior, D.V.; Morris, J.J.; Taylor, P.J. *J. Chem. Soc., Perkin Trans. 2* **1990**, 521.

¹⁶Kamlet, M.J.; Gal, J.; Maria, P.; Taft, R.W. *J. Chem. Soc., Perkin Trans. 2* **1985**, 1583.

¹⁷Allen, F.H.; Raithby, P.R.; Shields, G.P.; Taylor, R. *Chem. Commun.* **1998**, 1043.

¹⁸Joerg, S.; Drago, R.S.; Adams, J. *J. Chem. Soc., Perkin Trans. 2* **1997**, 2431.

¹⁹Stahl, N.; Jencks, W.P. *J. Am. Chem. Soc.* **1986**, 108, 4196.

²⁰Scheiner, S.; Wang, L. *J. Am. Chem. Soc.* **1993**, 115, 1958.

²¹Perrin, C.L. *Annu. Rev. Phys. Org. Chem.* **1997**, 48, 511.

²²Lin, J.; Frey, P.A. *J. Am. Chem. Soc.* **2000**, 122, 11258.

²³For reviews, see Etter, M.C. *Acc. Chem. Res.* **1990**, 23, 120; Taylor, R.; Kennard, O. *Acc. Chem. Res.* **1984**, 17, 320.

straight line formed by A and B.²⁴ This is true both in the solid state (where X-ray crystallography and neutron diffraction have been used to determine structures),²⁵ and in solution.²⁶ It is significant that the vast majority of intramolecular hydrogen bonding occurs where *six-membered rings* (counting the hydrogen as one of the six) can be formed, in which linearity of the hydrogen bond is geometrically favorable, while five-membered rings, where linearity is usually not favored (though it is known), are much rarer. A novel nine-membered intramolecular hydrogen bond has been reported.²⁷

In certain cases, X-ray crystallography has shown that a single H–A can form simultaneous hydrogen bonds with two B atoms (*bifurcated* or *three-center hydrogen bonds*). An example is an adduct (**1**) formed from pentane-2,4-dione (in its enol form; see p. 98) and diethylamine, in which the O–H hydrogen simultaneously bonds²⁸ to an O and an N (the N–H hydrogen forms a hydrogen bond with the O of another pentane-2,4-dione molecule).²⁹ On the other hand, in the adduct (**2**) formed from 1,8-biphenylenediol and hexamethylphosphoramide (HMPA), the B atom (in this case oxygen) forms simultaneous hydrogen bonds with two A•••H hydrogens.³⁰ Another such case is found in methyl hydrazine carboxylate **3**.³¹ Except for the special case of FH•••F[–] bonds (see p. 107), the hydrogen is not equidistant between A and B. For example, in ice the O–H distance is 0.97 Å, while the H•••O distance is 1.79 Å.³² A theoretical study of the vinyl alcohol–vinyl alcoholate system concluded the hydrogen bonding is strong, but asymmetric.³³ The hydrogen bond in the enol of malonaldehyde, in organic solvents, is asymmetric with the hydrogen atom closer to the basic oxygen atom.³⁴ There is recent evidence, however, that symmetrical hydrogen bonds to carboxylates should be regarded as two-center rather than three-center hydrogen bonds, since the criteria traditionally used to infer three-center hydrogen bonding are inadequate for carboxylates.³⁵ There is

²⁴See Stewart, R. *The Proton: Applications to Organic Chemistry*; Academic Press, NY, **1985**, pp. 148–153.

²⁵A statistical analysis of X-ray crystallographic data has shown that most hydrogen bonds in crystals are nonlinear by ~10–15°: Kroon, J.; Kanters, J.A.; van Duijneveldt-van de Rijdt, J.G.C.M.; van Duijneveldt, F.B.; Vliegthart, J.A. *J. Mol. Struct.* **1975**, *24*, 109. See also, Ceccarelli, C.; Jeffrey, G.A.; Taylor, R. *J. Mol. Struct.* **1981**, *70*, 255; Taylor, R.; Kennard, O.; Versichel, W. *J. Am. Chem. Soc.* **1983**, *105*, 5761; **1984**, *106*, 244.

²⁶For reviews of a different aspect of hydrogen-bond geometry: the angle between A•••H•••B and the rest of the molecule, see Legon, A.C.; Millen, D.J. *Chem. Soc. Rev.* **1987**, *16*, 467, *Acc. Chem. Res.* **1987**, *20*, 39.

²⁷Yoshimi, Y.; Maeda, H.; Sugimoto, A.; Mizuno, K. *Tetrahedron Lett.* **2001**, *42*, 2341.

²⁸Emsley, J.; Freeman, N.J.; Parker, R.J.; Dawes, H.M.; Hursthouse, M.B. *J. Chem. Soc., Perkin Trans. 1* **1986**, 471.

²⁹For some other three-center hydrogen bonds, see Taylor, R.; Kennard, O.; Versichel, W. *J. Am. Chem. Soc.* **1984**, *106*, 244; Jeffrey, G.A.; Mitra, J. *J. Am. Chem. Soc.* **1984**, *106*, 5546; Staab, H.A.; Elbl, K.; Krieger, C. *Tetrahedron Lett.* **1986**, *27*, 5719.

³⁰Hine, J.; Hahn, S.; Miles, D.E. *J. Org. Chem.* **1986**, *51*, 577.

³¹Caminati, W.; Fantoni, A.C.; Schäfer, L.; Siam, K.; Van Alsenoy, C. *J. Am. Chem. Soc.* **1986**, *108*, 4364.

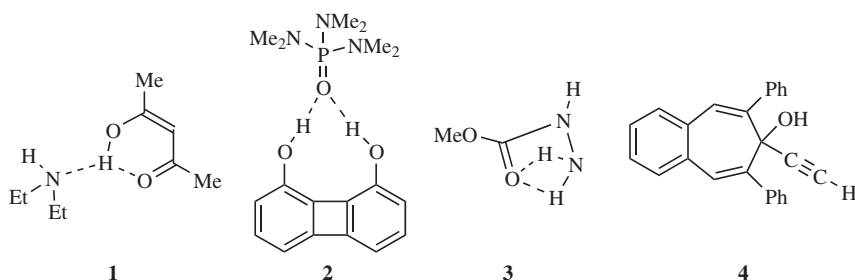
³²Pimentel, G.C.; McClellan, A.L. *The Hydrogen Bond*; W.H. Freeman: San Francisco, **1960**, p. 260.

³³Chandra, A.K.; Zeegers-Huyskens, T., *J. Org. Chem.* **2003**, *68*, 3618.

³⁴Perrin, C.L.; Kim, Y.-J. *J. Am. Chem. Soc.* **1998**, *120*, 12641.

³⁵Görbitz, C.H.; Etter, M.C. *J. Chem. Soc., Perkin Trans. 2* **1992**, 131.

also an example of cooperative hydrogen bonding ($\text{O}-\text{H}\cdots\text{C}\equiv\text{C}-\text{H}\cdots\text{Ph}$) in crystalline 2-ethynyl-6,8-diphenyl-7*H*-benzocyclohepten-7-ol (**4**).³⁶



Hydrogen bonding has been detected in many ways, including measurements of dipole moments, solubility behavior, freezing-point lowering, and heats of mixing, but one important way is by the effect of the hydrogen bond on IR.³⁷ The IR frequencies of groups, such as O–H or C=O, are shifted when the group is hydrogen bonded. Hydrogen bonding always moves the peak toward lower frequencies, for both the A–H and the B groups, though the shift is greater for the former. For example, a free OH group of an alcohol or phenol absorbs at $\sim 3590\text{--}3650\text{ cm}^{-1}$, while a hydrogen-bonded OH group is found $\sim 50\text{--}100\text{ cm}^{-1}$ lower.³⁸ In many cases, in dilute solution, there is partial hydrogen bonding, that is, some OH groups are free and some are hydrogen bonded. In such cases, two peaks appear. Infrared spectroscopy can also distinguish between inter- and intramolecular hydrogen bonding, since intermolecular peaks are intensified by an increase in concentration while intramolecular peaks are unaffected. Other types of spectra that have been used for the detection of hydrogen bonding include Raman, electronic,³⁹ and NMR.⁴⁰ Since hydrogen bonding involves a rapid movement of protons from one atom to another, nmr records an average value. Hydrogen bonding can be detected because it usually produces a chemical shift to a lower field. For example, carboxylic acid–carboxylate systems arising from either mono- or diacids generally exhibit a downfield resonance (16–22 ppm), which indicates “strong” hydrogen bonding

³⁶Steiner, T.; Tamm, M.; Lutz, B.; van der Maas, J. *Chem. Commun.* **1996**, 1127.

³⁷For reviews of the use of ir spectra to detect hydrogen bonding, see Symons, M.C.R. *Chem. Soc. Rev.* **1983**, *12*, 1; Egorochkin, A.N.; Skobeleva, S.E. *Russ. Chem. Rev.* **1979**, *48*, 1198; Tichy, M. *Adv. Org. Chem.* **1965**, *5*, 115; Ratajczak, H.; Orville-Thomas, W.J. *J. Mol. Struct.* **1968**, *1*, 449. For a review of studies by ir of the shapes of intramolecular hydrogen-bonded compounds, see Aaron, H.S. *Top. Stereochem.* **1979**, *11*, 1. For a review of the use of rotational spectra to study hydrogen bonding, see Legon, A.C. *Chem. Soc. Rev.* **1990**, *19*, 197.

³⁸Tichy, M. *Adv. Org. Chem.* **1965**, *5*, 115 contains a lengthy table of free and intramolecularly hydrogen-bonding peaks.

³⁹For a discussion of the effect of hydrogen bonding on electronic spectra, see Lees, W.A.; Burawoy, A. *Tetrahedron* **1963**, *19*, 419.

⁴⁰For a review of the use of nmr to detect hydrogen bonding, see Davis, Jr., J.C.; Deb, K.K. *Adv. Magn. Reson.* **1970**, *4*, 201. Also see, Kumar, G.A.; McAllister, M.A. *J. Org. Chem.* **1998**, *63*, 6968, which shows the relationship between ¹H NMR chemical shift and hydrogen bond strength.

in anhydrous, aprotic solvents.⁴¹ Hydrogen bonding changes with temperature and concentration, and comparison of spectra taken under different conditions also serves to detect and measure it. As with IR spectra, intramolecular hydrogen bonding can be distinguished from intermolecular by its constancy when the concentration is varied. The spin–spin coupling constant across a hydrogen bond, obtained by NMR studies, has been shown to provide a “fingerprint” for hydrogen-bond type.⁴²

Hydrogen bonds are important because of the effects they have on the properties of compounds, among them:

1. Intermolecular hydrogen bonding raises boiling points and frequently melting points.
2. If hydrogen bonding is possible between solute and solvent, this greatly increases solubility and often results in large or even infinite solubility where none would otherwise be expected.
3. Hydrogen bonding causes lack of ideality in gas and solution laws.
4. As previously mentioned, hydrogen bonding changes spectral absorption positions.
5. Hydrogen bonding, especially the intramolecular variety, changes many chemical properties. For example, it is responsible for the large amount of enol present in certain tautomeric equilibria (see p. 98). Also, by influencing the conformation of molecules (see Chapter 4), it often plays a significant role in determining reaction rates.⁴³ Hydrogen bonding is also important in maintaining the 3D structures of protein and nucleic acid molecules.

Besides oxygen, nitrogen, and fluorine, there is evidence that weaker hydrogen bonding exists in other systems.⁴⁴ Although many searches have been made for hydrogen bonding where A is carbon,⁴⁵ only three types of C–H bonds have been found that are acidic enough to form weak hydrogen bonds.⁴⁶ These are found in terminal alkynes, $\text{RC}\equiv\text{CH}$,⁴⁷ chloroform and some other halogenated alkanes, and HCN. Sterically unhindered C–H groups (CHCl_3 , CH_2Cl_2 , $\text{RC}\equiv\text{CH}$) form short contact hydrogen bonds with carbonyl acceptors, where there is a significant preference for coordination with the conventional carbonyl lone-pair direction.⁴⁸

⁴¹Bruck, A.; McCoy, L.L.; Kilway, K.V. *Org. Lett.* **2000**, 2, 2007.

⁴²Del Bene, J.E.; Perera, S.A.; Bartlett, R.J. *J. Am. Chem. Soc.* **2000**, 122, 3560.

⁴³For reviews of the effect of hydrogen bonding on reactivity, see Hibbert, F.; Emsley, J. *Adv. Phys. Org. Chem.* **1990**, 26, 255; Sadekov, I.D.; Minkin, V.I.; Lutskiĭ, A.E. *Russ. Chem. Rev.* **1970**, 39, 179.

⁴⁴For a review, see Pogorelyi, V.K. *Russ. Chem. Rev.* **1977**, 46, 316.

⁴⁵For a monograph on this subject, see Green, R.D. *Hydrogen Bonding by C–H Groups*; Wiley, NY, **1974**. See also Taylor, R.; Kennard, O. *J. Am. Chem. Soc.* **1982**, 104, 5063; Harlow, R.L.; Li, C.; Sammes, M.P. *J. Chem. Soc., Perkin Trans. 1* **1984**, 547; Nakai, Y.; Inoue, K.; Yamamoto, G.; Ōki, M. *Bull. Chem. Soc. Jpn.* **1989**, 62, 2923; Seiler, P.; Dunitz, J.D. *Helv. Chim. Acta* **1989**, 72, 1125.

⁴⁶For a theoretical study of weak hydrogen-bonds, see Calhorda, M.J. *Chem. Commun.* **2000**, 801.

⁴⁷For a review, see Hopkinson, A.C., in Patai, S. *The Chemistry of the Carbon–Carbon Triple Bond*, pt. 1, Wiley, NY, **1978**, pp. 75–136. See also DeLaat, A.M.; Ault, B.S. *J. Am. Chem. Soc.* **1987**, 109, 4232.

⁴⁸Streiner, T.; Kanters, J.A.; Kroon, J. *Chem. Commun.* **1996**, 1277.

Weak hydrogen bonds are formed by compounds containing S–H bonds.⁴⁹ There has been much speculation regarding other possibilities for B. There is evidence that Cl can form weak hydrogen bonds,⁵⁰ but Br and I form very weak bonds if at all.⁵¹ However, the ions Cl^- , Br^- , and I^- form hydrogen bonds that are much stronger than those of the covalently bonded atoms.⁵² As we have already seen, the $\text{FH}\cdots\text{F}^-$ bond is especially strong. In this case, the hydrogen is equidistant from the fluorines.⁵³ Similarly, a sulfur atom⁴⁹ can be the B component in weak hydrogen bonds,⁵⁴ but the SH^- ion forms much stronger bonds.⁵⁵ There are theoretical studies of weak hydrogen bonding.⁵⁶ Hydrogen bonding has been directly observed (by NMR and IR) between a negatively charged carbon (see Carbanions, Chapter 5) and an OH group in the same molecule.⁵⁷ Another type of molecule in which carbon is the B component are isocyanides, $\text{R}-\text{N}\equiv\text{C}^-$ which form rather strong hydrogen bonds.⁵⁸ There is evidence that double and triple bonds, aromatic rings,⁵⁹ and even cyclopropane rings⁶⁰ may be the B component of hydrogen bonds, but these bonds are very weak. An interesting case is that of the *in*-bicyclo[4.4.4]-1-tetradecyl cation **5** (see *in*–*out* isomerism, p. 189). The NMR and IR spectra show that the actual structure of this ion is **6**, in which both the A and the B component of the hydrogen bond is a carbon.⁶¹ These are sometimes

⁴⁹For reviews of hydrogen bonding in sulfur-containing compounds, see Zuika, I.V.; Bankovskii, Yu.A. *Russ. Chem. Rev.* **1973**, *42*, 22; Crampton, M.R., in Patai, S. *The Chemistry of the Thiol Group*, pt. 1; Wiley, NY, **1974**, pp. 379–396; Pogorelyi, V.K. *Russ. Chem. Rev.* **1977**, *46*, 316.

⁵⁰For a review of hydrogen bonding to halogens, see Smith, J.W., in Patai, S. *The Chemistry of the Carbon-Halogen Bond*, pt. 1; Wiley, NY, **1973**, pp. 265–300. See also, Bastiansen, O.; Fernholt, L.; Hedberg, K.; Seip, R. *J. Am. Chem. Soc.* **1985**, *107*, 7836.

⁵¹West, R.; Powell, D.L.; Whatley, L.S.; Lee, M.K.T.; Schleyer, P.v.R. *J. Am. Chem. Soc.* **1962**, *84*, 3221; Fujimoto, E.; Takeoka, Y.; Kozima, K. *Bull. Chem. Soc. Jpn.* **1970**, *43*, 991; Azrak, R.G.; Wilson, E.B. *J. Chem. Phys.* **1970**, *52*, 5299.

⁵²Allerhand, A.; Schleyer, P.v.R. *J. Am. Chem. Soc.* **1963**, *85*, 1233; McDaniel, D.H.; Vallee, R.E. *Inorg. Chem.* **1963**, *2*, 996; Fujiwara, F.Y.; Martin, J.S. *J. Am. Chem. Soc.* **1974**, *96*, 7625; French, M.A.; Ikuta, S.; Kebarle, P. *Can. J. Chem.* **1982**, *60*, 1907.

⁵³A few exceptions have been found, where the presence of an unsymmetrical cation causes the hydrogen to be closer to one fluorine than to the other: Williams, J.M.; Schneemeyer, L.F. *J. Am. Chem. Soc.* **1973**, *95*, 5780.

⁵⁴Vogel, G.C.; Drago, R.S. *J. Am. Chem. Soc.* **1970**, *92*, 5347; Mukherjee, S.; Palit, S.R.; De, S.K. *J. Phys. Chem.* **1970**, *74*, 1389; Schaefer, T.; McKinnon, D.M.; Sebastian, R.; Peeling, J.; Penner, G.H.; Veregin, R.P. *Can. J. Chem.* **1987**, *65*, 908; Marstokk, K.; Møllendal, H.; Uggerrud, E. *Acta Chem. Scand.* **1989**, *43*, 26.

⁵⁵McDaniel, D.H.; Evans, W.G. *Inorg. Chem.* **1966**, *5*, 2180; Sabin, J.R. *J. Chem. Phys.* **1971**, *54*, 4675.

⁵⁶Calhorda, M.J. *Chem. Commun.* **2000**, 801.

⁵⁷Ahlberg, P.; Davidsson, O.; Johnsson, B.; McEwen, I.; Rönnqvist, M. *Bull. Soc. Chim. Fr.* **1988**, 177.

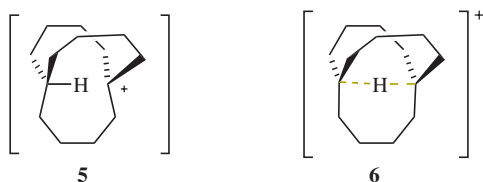
⁵⁸Ferstandig, L.L. *J. Am. Chem. Soc.* **1962**, *84*, 3553; Allerhand, A.; Schleyer, P.v.R. *J. Am. Chem. Soc.* **1963**, *85*, 866.

⁵⁹For example, see Bakke, J.M.; Chadwick, D.J. *Acta Chem. Scand. Ser. B* **1988**, *42*, 223; Atwood, J.L.; Hamada, F.; Robinson, K.D.; Orr, G.W.; Vincent, R.L. *Nature (London)* **1991**, *349*, 683.

⁶⁰Joris, L.; Schleyer, P.v.R.; Gleiter, R. *J. Am. Chem. Soc.* **1968**, *90*, 327; Yoshida, Z.; Ishibe, N.; Kusumoto, H. *J. Am. Chem. Soc.* **1969**, *91*, 2279.

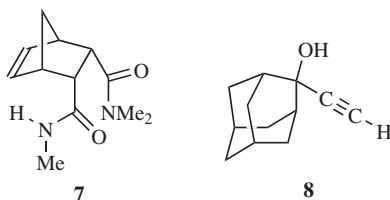
⁶¹McMurry, J.E.; Lectka, T.; Hodge, C.N. *J. Am. Chem. Soc.* **1989**, *111*, 8867. See also, Sorensen, T.S.; Whitworth, S.M. *J. Am. Chem. Soc.* **1990**, *112*, 8135.

called 3-center–2-electron C–H–C bonds.⁶² A technique called generalized population analysis has been developed to study this type of multicenter bonding.⁶³



A weak ($\sim 1.5 \text{ kcal mol}^{-1}$) and rare C–H \cdots O=C hydrogen bond has been reported in a class of compounds known as a [6]semirubin (a dipyrinone).⁶⁴ There is also evidence for a C–H \cdots N/CH \cdots OH bond in the crystal structures of α,β -unsaturated ketones carrying a terminal pyridine subunit,⁶⁵ and for $\text{R}_3\text{N}^+\text{–C–H}\cdots\text{O}=\text{C}$ hydrogen bonding.⁶⁶

Deuterium also forms hydrogen bonds; in some systems these seem to be stronger than the corresponding hydrogen bonds; in others, weaker.⁶⁷



Weak hydrogen bonds can be formed between an appropriate hydrogen and a π bond, both with alkenes and with aromatic compounds. For example, IR data in dilute dichloromethane suggests that the predominant conformation for bis (amide) **7** contains an N–H $\cdots\pi$ hydrogen bond involving the C=C unit.⁶⁸ The strength of an intramolecular π -facial hydrogen bond between an NH group and an aromatic ring in chloroform has been estimated to have a lower limit of $-4.5 \pm 0.5 \text{ kcal mol}^{-1}$ ($-18.8 \text{ kJ mol}^{-1}$).⁶⁹ A neutron diffraction study of crystalline 2-ethynyladamantan-2-ol (**8**) shows the presence of an unusual O–H $\cdots\pi$

⁶²McMurry, J.E.; Lectka, T. *Acc. Chem. Res.* **1992**, 25, 47.

⁶³Ponec, R.; Yuzhakov, G.; Tantillo, D.J. *J. Org. Chem.* **2004**, 69, 2992.

⁶⁴Huggins, M.T.; Lightner, D.A. *J. Org. Chem.* **2001**, 66, 8402.

⁶⁵Mazik, M.; Bläser, D.; Boese, R. *Tetrahedron* **2001**, 57, 5791.

⁶⁶Cannizzaro, C.E.; Houk, K.N. *J. Am. Chem. Soc.* **2002**, 124, 7163.

⁶⁷Dahlgren Jr., G.; Long, F.A. *J. Am. Chem. Soc.* **1960**, 82, 1303; Creswell, C.J.; Allred, A.L. *J. Am. Chem. Soc.* **1962**, 84, 3966; Singh, S.; Rao, C.N.R. *Can. J. Chem.* **1966**, 44, 2611; Cummings, D.L.; Wood, J.L. *J. Mol. Struct.* **1974**, 23, 103.

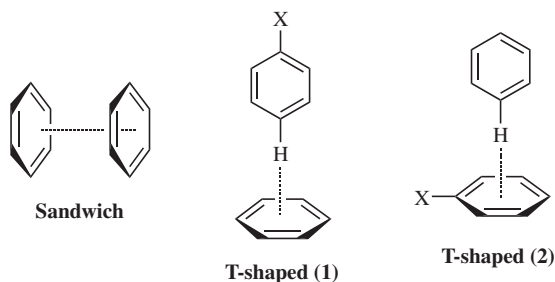
⁶⁸Gallo, E.A.; Gelman, S.H. *Tetrahedron Lett.* **1992**, 33, 7485.

⁶⁹Adams, H.; Harris, K.D.M.; Hembury, G.A.; Hunter, C.A.; Livingstone, D.; McCabe, J.F. *Chem. Commun.* **1996**, 2531. See Steiner, T.; Starikov, E.B.; Tamm, M. *J. Chem. Soc., Perkin Trans. 2* **1996**, 67 for a related example with 5-ethynyl-5H-dibenzo[*a,d*]cyclohepten-5-ol.

hydrogen bond, which is short and linear, as well as the more common O–H \cdots O and C–H \cdots O hydrogen bonds.⁷⁰

π – π INTERACTIONS

The π – π interactions are fundamental to many supramolecular organization and recognition processes.⁷¹ There are many theoretical and experimental studies that clearly show the importance of π – π interactions.⁷² Perhaps the simplest prototype of aromatic π – π interactions is the benzene dimer.⁷³ Within dimeric aryl systems such as this, possible π – π interactions are the sandwich and T-shaped interactions shown. It has been shown that all substituted sandwich dimers bind more strongly than benzene dimer, whereas the T-shaped configurations bind more or less favorably depending on the substituent.⁷⁴ Electrostatic, dispersion, induction, and exchange-repulsion contributions are all significant to the overall binding energies.⁷⁴



The π -electrons of aromatic rings can interact with charged species, yielding strong cation– π interactions dominated by electrostatic and polarization effects.⁷⁵ Interactions with CH units is also possible. For CH– π interactions in both alkyl- and aryl-based model systems, dispersion effects dominate the interaction, but the electrostatics term is also relevant for aryl CH– π interactions.⁷⁶

⁷⁰Allen, F.H.; Howard, J.A.K.; Hoy, V.J.; Desiraju, G.R.; Reddy, D.S.; Wilson, C.C. *J. Am. Chem. Soc.* **1996**, *118*, 4081.

⁷¹Meyer, E.A.; Castellano, R.K.; Diederich, F. *Angew. Chem. Int. Ed.* **2003**, *42*, 1210.

⁷²Tsuzuki, T.; Uchamaru, T.; Tanabe, K. *J. Mol. Struct. (THEOCHEM)* **1994**, *307*, 107; Hobza, P.; Selzle, H.L.; Schlag, E.W. *J. Phys. Chem.* **1996**, *100*, 18790; Tsuzuki, S.; Lüthi, H.P. *J. Chem. Phys.* **2001**, *114*, 3949; Steed, J.M.; Dixon, T.A.; Klemperer, W. *J. Chem. Phys.* **1979**, *70*, 4940.; Arunan, E.; Gutowsky, H.S. *J. Chem. Phys.* **1993**, *98*, 4294; Law, K.S.; Schauer, M.; Bernstein, E.R. *J. Chem. Phys.* **1984**, *81*, 4871; Felker, P.M.; Maxton, P.M.; Schaeffer, M.W. *Chem. Rev.* **1994**, *94*, 1787; Venturo, V.A.; Felker, P.M. *J. Chem. Phys.* **1993**, *99*, 748; Tsuzuki, S.; Honda, K.; Uchamaru, T.; Mikami, M.; Tanabe, K. *J. Am. Chem. Soc.* **2002**, *124*, 104; Hobza, P.; Jurečka, P. *J. Am. Chem. Soc.* **2003**, *125*, 15608.

⁷³Sinnokrot, M.O.; Valeev, E.F.; Sherrill, C.D. *J. Am. Chem. Soc.* **2002**, *124*, 10887.

⁷⁴Sinnokrot, M.O.; Sherrill, C.D. *J. Am. Chem. Soc.* **2004**, *126*, 7690

⁷⁵Lindeman, S.V.; Kosynkin, D.; Kochi, J.K. *J. Am. Chem. Soc.* **1998**, *120*, 13268; Ma, J.C.; Dougherty, D.A. *Chem. Rev.* **1997**, *97*, 1303; Dougherty, D.A. *Science* **1996**, *271*, 163; Cubero, E.; Luque, F.J.; Orozco, M. *Proc. Natl. Acad. Sci. U.S.A.* **1998**, *95*, 5976.

⁷⁶Ribas, J.; Cubero, E.; Luque, F. J.; Orozco, M. *J. Org. Chem.* **2002**, *67*, 7057.

Detection of π - π interactions has largely relied on NMR-based techniques, such as chemical shifts variations,⁷⁷ and Nuclear Overhauser Effect Spectroscopy (NOESY) or Rotating-Frame NOE Spectroscopy (ROESY).⁷⁸ Diffusion-ordered NMR spectroscopy (DOSY) has also been used to detect π - π stacked complexes.⁷⁹

ADDITION COMPOUNDS

When the reaction of two compounds results in a product that contains all the mass of the two compounds, the product is called an *addition compound*. There are several kinds. In the rest of this chapter, we will discuss addition compounds in which the molecules of the starting materials remain more or less intact and weak bonds hold two or more molecules together. We can divide them into four broad classes: electron donor-acceptor complexes, complexes formed by crown ethers and similar compounds, inclusion compounds, and catenanes.

Electron Donor-Acceptor (EDA) Complexes⁸⁰

In *EDA complexes*,⁸¹ there is always a donor and an acceptor molecule. The donor may donate an unshared pair (an *n* donor) or a pair of electrons in a π orbital of a double bond or aromatic system (a π donor). One test for the presence of an EDA complex is the electronic spectrum. These complexes generally exhibit a spectrum (called a *charge-transfer spectrum*) that is not the same as the sum of the spectra of the two individual molecules.⁸² Because the first excited state of the complex is relatively close in energy to the ground state, there is usually a peak in the visible or near-uv region and EDA complexes are often colored. Many EDA complexes are unstable and exist only in solutions in equilibrium with their components, but others are stable solids. In most EDA complexes the donor and acceptor molecules are present in an integral ratio, most often 1:1, but complexes with nonintegral ratios are also known. There are several types of acceptor molecules; we will discuss complexes formed by two of them.

⁷⁷Petersen, S.B.; Led, J.J.; Johnston, E.R.; Grant, D.M. *J. Am. Chem. Soc.* **1982**, *104*, 5007.

⁷⁸Wakita, M.; Kuroda, Y.; Fujiwara, Y.; Nakagawa, T. *Chem. Phys. Lipids* **1992**, *62*, 45.

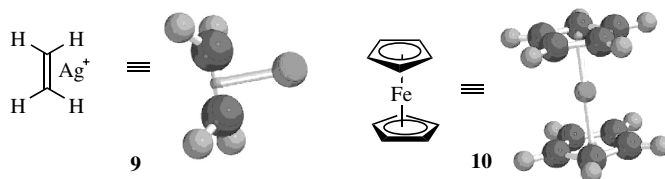
⁷⁹Viel, S.; Mannina, L.; Segre, A. *Tetrahedron Lett.* **2002**, *43*, 2515. See also, Ribas, J.; Cubero, E.; Luque, F.J.; Orozco, M. *J. Org. Chem.* **2002**, *67*, 7057.

⁸⁰For monographs, see Foster, R. *Organic Charge-Transfer Complexes*, Academic Press, NY, **1969**; Mulliken, R.S.; Person, W.B. *Molecular Complexes*, Wiley, NY, **1969**; Rose, J. *Molecular Complexes*, Pergamon, Elmsford, NY, **1967**. For reviews, see Poleshchuk, O.Kh.; Maksyutin, Yu.K. *Russ. Chem. Rev.* **1976**, *45*, 1077; Banthorpe, D.V. *Chem. Rev.* **1970**, *70*, 295; Kosower, E.M. *Prog. Phys. Org. Chem.* **1965**, *3*, 81; Foster, R. *Chem. Br.* **1976**, *12*, 18.

⁸¹These have often been called *charge-transfer complexes*, but this term implies that the bonding involves charge transfer, which is not always the case, so that the more neutral name EDA complex is preferable. See Mulliken, R.S.; Person, W.B. *J. Am. Chem. Soc.* **1969**, *91*, 3409.

⁸²For examples of EDA complexes that do not show charge-transfer spectra, see Bentley, M.D.; Dewar, M.J.S. *Tetrahedron Lett.* **1967**, 5043.

1. *Complexes in Which the Acceptor Is A Metal Ion and the Donor an Alkene or an Aromatic Ring* (n donors do not give EDA complexes with metal ions but form covalent bonds instead).⁸³ Many metal ions form complexes, that are often stable solids, with alkenes, dienes (usually conjugated, but not always), alkynes, and aromatic rings. The donor (or ligand) molecules in these complexes are classified by the prefix *hapto*⁸⁴ and/or the descriptor η^n (the Greek letter eta), where n indicates how many atoms the ligand uses to bond with the metal.⁸⁵ The generally accepted picture of the bonding in these complexes,⁸⁶ first proposed by Dewar,⁸⁷ can be



illustrated by the ethylene complex with silver, **9**, in which the alkene unit forms an η^2 -complex with the silver ion (the alkene functions as a 2-electron donating ligand to the metal). There is evidence of π -complexation of Na^+ by $\text{C}=\text{C}$.⁸⁸

⁸³For monographs, see Collman, J.P.; Hegedus, L.S.; Norton, J.R.; Finke, R.G. *Principles and Applications of Organotransition Metal Chemistry*, 2nd ed, University Science Books, Mill Valley, CA, **1987**; Alper, H. *Transition Metal Organometallics in Organic Synthesis*, 2 vols., Academic Press, NY, **1976, 1978**; King, R.B. *Transition-Metal Organic Chemistry*, Academic Press, NY, **1969**; Green, M.L.H. *Organometallic Compounds*, Vol. 2, Methuen, London, **1968**; For general reviews, see Churchill, M.R.; Mason, R. *Adv. Organomet. Chem.* **1967**, 5, 93; Cais, M., in Patai, S. *The Chemistry of Alkenes*, Vol. 1, Wiley, NY, **1964**, pp. 335–385. Among the many reviews limited to certain classes of complexes are transition metals–dienes, Nakamura, A. *J. Organomet. Chem.* **1990**, 400, 35; metals–cycloalkynes and arynes, Bennett, M.A.; Schwemlein, H.P. *Angew. Chem. Int. Ed.* **1989**, 28, 1296; metals–pentadienyl ions, Powell, P. *Adv. Organomet. Chem.* **1986**, 26, 125; complexes of main-group metals, Jutzi, P. *Adv. Organomet. Chem.* **1986**, 26, 217; intramolecular complexes, Omae, I. *Angew. Chem. Int. Ed.* **1982**, 21, 889; transition metals–olefins and acetylenes, Pettit, L.D.; Barnes, D.S. *Fortschr. Chem. Forsch.* **1972**, 28, 85; Quinn, H.W.; Tsai, J.H. *Adv. Inorg. Chem. Radiochem.* **1969**, 12, 217; Pt- and Pd-olefins and acetylenes, Hartley, F.R. *Chem. Rev.* **1969**, 69, 799; silver ions–olefins and aromatics, Beverwijk, C.D.M.; van der Kerk, G.J.M.; Leusink, J.; Noltes, J.G. *Organomet. Chem. Rev. Sect. A* **1970**, 5, 215; metals–substituted olefins, Jones, R. *Chem. Rev.* **1968**, 68, 785; transition metals–allylic compounds, Clarke, H.L. *J. Organomet. Chem.* **1974**, 80, 155; transition metals–arenes, Silverthorn, W.E. *Adv. Organomet. Chem.* **1976**, 14, 47; metals–organosilicon compounds, Haiduc, I.; Popa, V. *Adv. Organomet. Chem.* **1977**, 15, 113; metals–carbocations, Pettit, L.D.; Haynes, L.W., in Olah, G.A.; Schleyer, P.v.R. *Carbonium Ions*, Vol. 5, Wiley, NY, **1976**, pp. 2263–2302; metals–seven- and eight-membered rings, Bennett, M.A. *Adv. Organomet. Chem.* **1966**, 4, 353. For a list of review articles on this subject, see Bruce, M.I. *Adv. Organomet. Chem.* **1972**, 10, 273, pp. 317–321.

⁸⁴For a discussion of how this system originated, see Cotton, F.A. *J. Organomet. Chem.* **1975**, 100, 29.

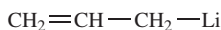
⁸⁵Another prefix used for complexes is μ (mu), which indicates that the ligand bridges two metal atoms.

⁸⁶For reviews, see Pearson, A.J. *Metallo-organic Chemistry*, Wiley, NY, **1985**; Ittel, S.D.; Ibers, J.A. *Adv. Organomet. Chem.* **1976**, 14, 33; Hartley, F.R. *Chem. Rev.* **1973**, 73, 163; *Angew. Chem. Int. Ed.* **1972**, 11, 596.

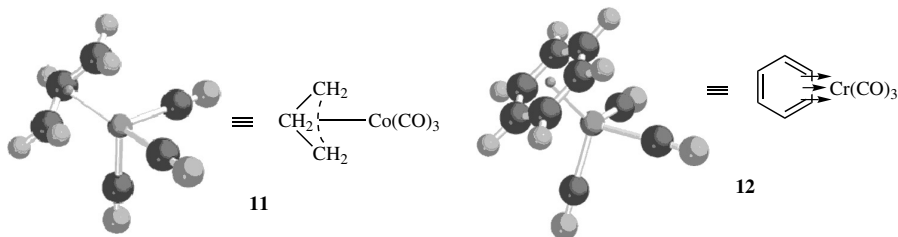
⁸⁷Dewar, M.J.S. *Bull. Soc. Chim. Fr.* **1951**, 18, C79.

⁸⁸Hu, J.; Gokel, G.W.; Barbour, L.J. *Chem. Commun.* **2001**, 1858.

In the case of the silver complex, the bond is not from one atom of the C=C unit to the silver ion, but from the π center such that two electrons are transferred from the alkene to the metal ion.⁸⁹ Ethene has two π -electrons and is a dihapto or η^2 ligand, as are other simple alkenes. Similarly, benzene has six π -electrons and is a hexahapto or η^6 ligand. Ferrocene (**10**) has two cyclopentadienyl ligands (each is a five-electron donor or an η^5 ligand), and ferrocene is properly called bis(η^5 -cyclopentadienyl)iron(II). This system can be extended to compounds in which only a single σ bond connects the organic group to the metal, for example, C₆H₅-Li (a monohapto or η^1 ligand), and to complexes in which the organic group is an ion, for example, π -allyl complexes, such as **11**, in which the allyl ligand is trihapto or η^3 . Note that in a compound such as allyllithium, where a σ bond connects the carbon to the metal, the allyl group is referred to as monohapto or η^1 .



Allyllithium



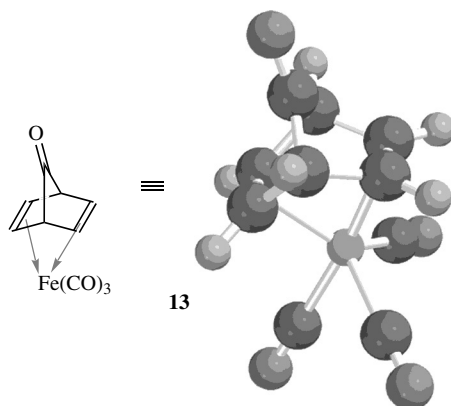
As mentioned, benzene is an η^6 ligand that forms complexes with silver and other metals.⁹⁰ When the metal involved has a coordination number >1 , more than one donor molecule (ligand) participates. The CO group is a common ligand (a two-electron donating or η^2 ligand), and in metal complexes the CO group is classified as a metal carbonyl. Benzenechromium tricarbonyl (**12**) is a stable compound⁹¹ that illustrates both benzene and carbonyl ligands. Three arrows are shown to represent the six-electron donation (an η^6 ligand), but the accompanying model gives a clearer picture of the bonding. Cyclooctatetraene is an eight-electron donating or η^8 ligand that also forms complexes with metals. Metallocenes (see **10**) may be considered a special case of this type of complex, although the bonding in

⁸⁹For a discussion of how the nature of the metal ion affects the stability of the complex, see p. \$\$\$.

⁹⁰For a monograph, see Zeiss, H.; Wheatley, P.J.; Winkler, H.J.S. *BenzenoidMetal Complexes*; Ronald Press, NY, 1966.

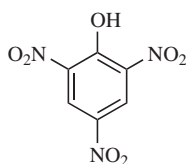
⁹¹Nicholls, B.; Whiting, M.C. *J. Chem. Soc.* **1959**, 551. For reviews of arene-transition-metal complexes, see Uemura, M. *Adv. Met.-Org. Chem.* **1991**, 2, 195; Silverthorn, W.E. *Adv. Organomet. Chem.* **1975**, 13, 47.

metallocenes is much stronger.



In a number of cases, alkenes that are too unstable for isolation have been isolated in the form of metal complexes. As example is norbornadienone, which was isolated in the form of its iron–tricarbonyl complex (**13**),⁹² where the norbornadiene unit is an η^4 ligand, and each of the carbonyl units are η^2 ligands. The free dienone spontaneously decomposes to carbon monoxide and benzene (see reaction **17-28**).

2. *Complexes in Which the Acceptor Is an Organic Molecule.* Picric acid, 1,3,5-trinitrobenzene, and similar polynitro compounds are the most important of these.⁹³ Picric acid forms addition compounds with many



Picric acid

aromatic hydrocarbons, aromatic amines, aliphatic amines, alkenes, and other compounds. These addition compounds are usually solids with definite melting points and are often used as derivatives of the compounds in question. They are called picrates, though they are not salts of picric acid, but addition compounds. Unfortunately, salts of picric acid are also called picrates. Similar complexes are formed between phenols and quinones (quinhydrones).⁹⁴

⁹²Landesberg, J.M.; Sieczkowski, J. *J. Am. Chem. Soc.* **1971**, *93*, 972.

⁹³For a review, see Parini, V.P. *Russ. Chem. Rev.* **1962**, *31*, 408; for a review of complexes in which the acceptor is an organic cation, see Kampar, V.E. *Russ. Chem. Rev.* **1982**, *51*, 107; also see Ref. 80.

⁹⁴For a review of quinone complexes, see Foster, R.; Foreman, M.I., in Patai, S. *The Chemistry of the Quinonoid Compounds*, pt. 1, Wiley, NY, **1974**, pp. 257–333.

Alkenes that contain electron-withdrawing substituents also act as acceptor molecules, as do carbon tetrahalides⁹⁵ and certain anhydrides.⁹⁶ A particularly strong alkene acceptor is tetracyanoethylene.⁹⁷

The bonding in these cases is more difficult to explain than in the previous case, and indeed no really satisfactory explanation is available.⁹⁸ The difficulty is that although the donor has a pair of electrons to contribute (both n and π donors are found here), the acceptor does not have a vacant orbital. Simple attraction of the dipole-induced dipole type accounts for some of the bonding,⁹⁹ but is too weak to explain the bonding in all cases;¹⁰⁰ for example, nitromethane, with about the same dipole moment as nitrobenzene, forms much weaker complexes. Some other type of bonding clearly must also be present in many EDA complexes. The exact nature of this bonding, called *charge-transfer bonding*, is not well understood, but it presumably involves some kind of donor–acceptor interaction.

Crown Ether Complexes and Cryptates¹⁰¹

Crown ethers are large-ring compounds containing several oxygen atoms, usually in a regular pattern. Examples are 12-crown-4 (**14**); where 12 is the size of the ring

⁹⁵See Blackstock, S.C.; Lorand, J.P.; Kochi, J.K. *J. Org. Chem.* **1987**, *52*, 1451.

⁹⁶For a review of anhydrides as acceptors, see Foster, R., in Patai, S. *The Chemistry of Acid Derivatives*, pt. 1, Wiley, NY, **1979**, pp. 175–212.

⁹⁷For a review of complexes formed by tetracyanoethylene and other polycyano compounds, see Melby, L.R., in Rappoport, Z. *The Chemistry of the Cyano Group*, Wiley, NY, **1970**, pp. 639–669. See also, Fatiadi, A.J. *Synthesis* **1987**, 959.

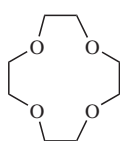
⁹⁸For reviews, see Bender, C.J. *Chem. Soc. Rev.* **1986**, *15*, 475; Kampar, E.; Neilands, O. *Russ. Chem. Rev.* **1986**, *55*, 334; Bent, H.A. *Chem. Rev.* **1968**, *68*, 587.

⁹⁹See, for example, Le Fevre, R.J.W.; Radford, D.V.; Stiles, P.J. *J. Chem. Soc. B* **1968**, 1297.

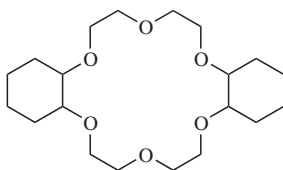
¹⁰⁰Mulliken, R.S.; Person, W.B. *J. Am. Chem. Soc.* **1969**, *91*, 3409.

¹⁰¹For a treatise, see Atwood, J.L.; Davies, J.E.; MacNicol, D.D. *Inclusion Compounds*, 3 vols.; Academic Press, NY, **1984**. For monographs, see Weber, E. et al., *Crown Ethers and Analogs*, Wiley, NY, **1989**; Vögtle, F. *Host Guest Complex Chemistry I, II, and III (Top. Curr. Chem. 98, 101, 121)*; Springer, Berlin, **1981, 1982, 1984**; Vögtle, F.; Weber, E. *Host Guest Complex Chemistry/Macrocycles*, Springer, Berlin, **1985** [this book contains nine articles from the *Top. Curr. Chem.* vols. just mentioned]; Hiraoka, M. *Crown Compounds*, Elsevier, NY, **1982**; De Jong, F.; Reinhoudt, D.N. *Stability and Reactivity of Crown-Ether Complexes*, Academic Press, NY, **1981**; Izatt, R.M.; Christensen, J.J. *Synthetic Multidentate Macrocyclic Compounds*, Academic Press, NY, **1978**. For reviews, see McDaniel, C.W.; Bradshaw, J.S.; Izatt, R.M. *Heterocycles*, **1990**, *30*, 665; Sutherland, I.O. *Chem. Soc. Rev.* **1986**, *15*, 63; Sutherland, I.O., in Takeuchi, Y.; Marchand, A.P. *Applications of NMR Spectroscopy to Problems in Stereochemistry and Conformational Analysis*, VCH, NY, **1986**; Franke, J.; Vögtle, F. *Top. Curr. Chem.* **1986**, *132*, 135; Cram, D.J. *Angew. Chem. Int. Ed.* **1986**, *25*, 1039; Gutsche, C.D. *Acc. Chem. Res.* **1983**, *16*, 161; Tabushi, I.; Yamamura, K. *Top. Curr. Chem.* **1983**, *113*, 145; Stoddart, J.F. *Prog. Macrocyclic Chem.* **1981**, *2*, 173; De Jong, F.; Reinhoudt, D.N. *Adv. Phys. Org. Chem.* **1980**, *17*, 279; Vögtle, E.; Weber, E., in Patai, S. *The Chemistry of Functional Groups, Supplement E*, Wiley, NY, **1980**, pp. 59–156; Poonia, N.S. *Prog. Macrocyclic Chem.* **1979**, *1*, 115; Reinhoudt, D.N.; De Jong, F. *Prog. Macrocyclic Chem.* **1979**, *1*, 157; Cram, D.J.; Cram, J.M. *Acc. Chem. Res.* **1978**, *11*, 8, *Science* **1974**, *183*, 803; Knipe, A.C. *J. Chem. Educ.* **1976**, *53*, 618; Gokel, G.W.; Durst, H.D. *Synthesis* **1976**, 168; *Aldrichimica Acta* **1976**, *9*, 3; Lehn, J.M. *Struct. Bonding (Berlin)* **1973**, *16*, 1; Christensen, J.J.; Eatough, D.J.; Izatt, R.M. *Chem. Rev.* **1974**, *74*, 351; Pedersen, C.J.; Frensdorff, H.K. *Angew. Chem. Int. Ed.* **1972**, *11*, 16.

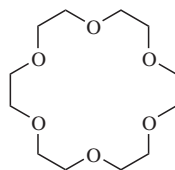
and 4 represents the number of coordinating atoms, here oxygen),¹⁰² dicyclohexano-18-crown-6 (**15**), and 15-crown-5 (**16**). These compounds have the property¹⁰³ of forming complexes with positive ions, generally metallic ions (though not usually ions of transition metals) or ammonium and substituted ammonium ions.¹⁰⁴ The crown ether is called the *host* and the ion is the *guest*. In most cases, the ions are held tightly in the center of the cavity.¹⁰⁵ Each crown ether binds different ions, depending on the size of the cavity. For example, **14** binds Li^+ ¹⁰⁶ but not K^+ ,¹⁰⁷ while **15** binds K^+ but not Li^+ .¹⁰⁸ Similarly, **15** binds Hg^{2+} , but not Cd^{2+} or Zn^{2+} , and Sr^{2+} but not Ca^{2+} .¹⁰⁹ 18-Crown-5 binds alkali and ammonium cations >1000 times weaker than 18-crown-6, presumably because the larger 18-crown-6 cavity involves more hydrogen bonds.¹¹⁰ The complexes can frequently be prepared as well-defined sharp-melting solids.



14



15



16

For a monograph on the synthesis of crown ethers, see Gokel, G.W.; Korzeniowski, S.H. *Macrocyclic Polyether Synthesis*, Springer, NY, **1982**. For reviews, see Krakowiak, K.E.; Bradshaw, J.S.; Zamecka-Krakowiak, D.J. *Chem. Rev.* **1989**, *89*, 929; Jurczak, J.; Pietraszkiewicz, M. *Top. Curr. Chem.* **1986**, *130*, 183; Gokel, G.W.; Dishong, D.M.; Schultz, R.A.; Gatto, V.J. *Synthesis* **1982**, 997; Bradshaw, J.S.; Stott, P.E. *Tetrahedron* **1980**, *36*, 461; Laidler, D.A.; Stoddart, J.F., in Patai, S. *The Chemistry of Functional Groups, Supplement E*, Wiley, NY, **1980**, pp. 3–42. For reviews of acyclic molecules with similar properties, see Vögtle, E. *Chimia* **1979**, *33*, 239; Vögtle, E.; Weber, E. *Angew. Chem. Int. Ed.* **1979**, *18*, 753. For a review of cryptands that hold two positive ions, see Lehn, J.M. *Pure Appl. Chem.* **1980**, *52*, 2441. The 1987 Nobel Prize in Chemistry was awarded to Charles J. Pedersen, Donald J. Cram, and Jean-Marie Lehn for their work in this area. The three Nobel lectures were published in two journals (respectively, CJP, DJC, J-ML): *Angew. Chem. Int. Ed.* **1988**, 27 pp. 1021, 1009, 89; and *Chem. Scr.* **1988**, *28*, pp. 229, 263, 237. See also the series *Advances in Supramolecular Chemistry*.

¹⁰²Cook, F.L.; Caruso, T.C.; Byrne, M.P.; Bowers, C.W.; Speck, D.H.; Liotta, C. *Tetrahedron Lett.* **1974**, 4029.

¹⁰³Discovered by Pedersen, C.J. *J. Am. Chem. Soc.* **1967**, *89*, 2495, 7017. For an account of the discovery, see Schroeder, H.E.; Petersen, C.J. *Pure Appl. Chem.* **1988**, *60*, 445.

¹⁰⁴For a monograph, see Inoue, Y.; Gokel, G.W. *Cation Binding by Macrocycles*, Marcel Dekker, NY, **1990**.

¹⁰⁵For reviews of thermodynamic and kinetic data for this type of interaction, see Izatt, R.M.; Bradshaw, J.S.; Nielsen, S.A.; Lamb, J.D.; Christensen, J.J.; Sen, D. *Chem. Rev.* **1985**, *85*, 271; Parsonage, N.G.; Staveley, L.A.K., in Atwood, J.L.; Davies, J.E.; MacNicol, D.D. *Inclusion Compounds*, Vol. 3, Academic Press, NY, **1984**, pp. 1–36.

¹⁰⁶Anet, F.A.L.; Krane, J.; Dale, J.; Daasvatn, K.; Kristiansen, P.O. *Acta Chem. Scand.* **1973**, *27*, 3395.

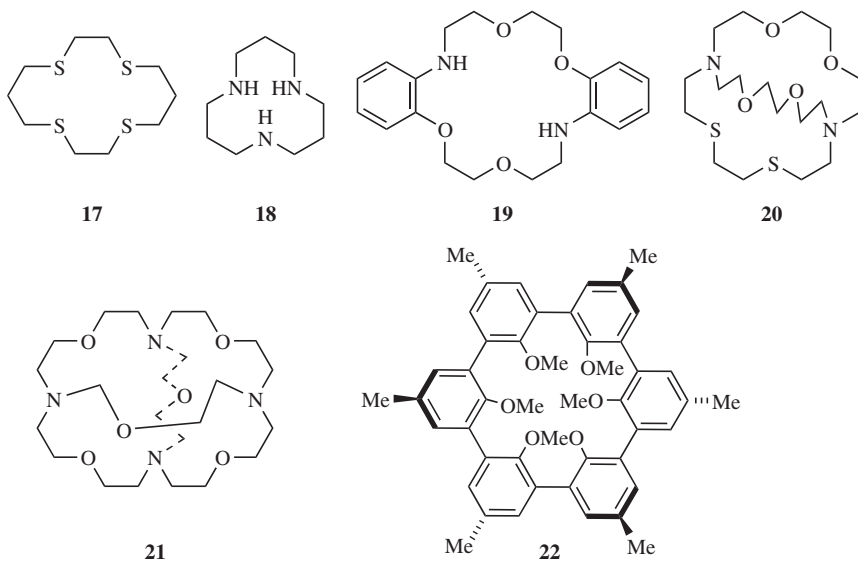
¹⁰⁷Certain derivatives of 14-crown-4 and 12-crown-3 show very high selectivity for Li^+ compared to the other alkali metal ions. See Bartsch, R.A.; Czech, B.P.; Kang, S.I.; Stewart, L.E.; Walkowiak, W.; Charewicz, W.A.; Heo, G.S.; Son, B. *J. Am. Chem. Soc.* **1985**, *107*, 4997; Dale, J.; Eggestad, J.; Fredriksen, S.B.; Groth, P. *J. Chem. Soc., Chem. Commun.* **1987**, 1391; Dale, J.; Fredriksen, S.B. *Pure Appl. Chem.* **1989**, *61*, 1587.

¹⁰⁸Izatt, R.M.; Nelson, D.P.; Rytting, J.H.; Haymore, B.L.; Christensen, J.J. *J. Am. Chem. Soc.* **1971**, *93*, 1619.

¹⁰⁹Kimura, Y.; Iwashima, K.; Ishimori, T.; Hamaguchi, H. *Chem. Lett.* **1977**, 563.

¹¹⁰Raevsky, O.A.; Solov'ev, V.P.; Solotnov, A.F.; Schneider, H.-J.; Rüdiger, V. *J. Org. Chem.* **1996**, *61*, 8113.

Apart from their obvious utility in separating mixtures of cations,¹¹¹ crown ethers have found much use in organic synthesis (see the discussion on p. 510). Chiral crown ethers have been used for the resolution of racemic mixtures (p. 138). Although crown ethers are most frequently used to complex cations, amines, phenols, and other neutral molecules have also been complexed¹¹² (see p. 189 for the complexing of anions).¹¹³ Macrocycles containing nitrogen (aza-crown ethers) or sulfur atoms (thiacrown ethers),¹¹⁴ such as **17** and **18**,¹¹⁵ have complexing properties similar to other crown ethers, as do mixed heteroatom crown ethers such as **19**,¹¹⁶ **20**,¹¹⁷ or **21**.¹¹⁸



¹¹¹Crown ethers have been used to separate isotopes of cations, for example, ⁴⁴Ca from ⁴⁰Ca. For a review, see Heumann, K.G. *Top. Curr. Chem.* **1985**, 127, 77.

¹¹²For reviews, see Vögtle, F.; Müller, W.M.; Watson, W.H. *Top. Curr. Chem.* **1984**, 125, 131; Weber, E. *Prog. Macrocycl. Chem.* **1987**, 3, 337; Diederich, F. *Angew. Chem. Int. Ed.* **1988**, 27, 362.

¹¹³A neutral molecule (e.g., urea) and a metal ion (e.g., Li⁺) were made to be joint guests in a macrocyclic host, with the metal ion acting as a bridge that induces a partial charge on the urea nitrogens: van Staveren, C.J.; van Eerden, J.; van Veggel, F.C.J.M.; Harkema, S.; Reinhoudt, D.N. *J. Am. Chem. Soc.* **1988**, 110, 4994. See also, Rodrigue, A.; Bovenkamp, J.W.; Murchie, M.P.; Buchanan, G.W.; Fortier, S. *Can. J. Chem.* **1987**, 65, 2551; Fraser, M.E.; Fortier, S.; Markiewicz, M.K.; Rodrigue, A.; Bovenkamp, J.W. *Can. J. Chem.* **1987**, 65, 2558.

¹¹⁴For reviews of sulfur-containing macroheterocycles, see Voronkov, M.G.; Knutov, V.I. *Sulfur Rep.* **1986**, 6, 137. *Russ. Chem. Rev.* **1982**, 51, 856. For a review of those containing S and N, see Reid, G.; Schröder, M. *Chem. Soc. Rev.* **1990**, 19, 239.

¹¹⁵For a review of **17** and its derivatives, see Chaudhuri, P.; Wiegardt, K. *Prog. Inorg. Chem.* **1987**, 35, 329. *N*-Aryl-azacrown ethers are known, see Zhang, X.-X.; Buchwald, S.L. *J. Org. Chem.* **2000**, 65, 8027.

¹¹⁶Gersch, B.; Lehn, J.-M.; Grell, E. *Tetrahedron Lett.* **1996**, 37, 2213.

¹¹⁷Newcomb, M.; Gokel, G.W.; Cram, D.J. *J. Am. Chem. Soc.* **1974**, 96, 6810.

¹¹⁸Graf, E.; Lehn, J.M. *J. Am. Chem. Soc.* **1975**, 97, 5022; Ragunathan, K.G.; Shukla, R.; Mishra, S.; Bharadwaj, P.K. *Tetrahedron Lett.* **1993**, 34, 5631.

Bicyclic molecules like **20** can surround the enclosed ion in three dimensions, binding it even more tightly than the monocyclic crown ethers. Bicyclics and cycles of higher order¹¹⁹ are called *cryptands* and the complexes formed are called *cryptates* (monocyclic compounds are sometimes called cryptands). When the molecule contains a cavity that can accommodate a guest molecule, usually through hydrogen-bonding interactions, it is sometimes called a cavitand.¹²⁰ The tricyclic cryptand **21** has 10 binding sites and a spherical cavity.⁹³ Another molecule with a spherical cavity (though not a cryptand) is **22**, which complexes Li^+ and Na^+ (preferentially Na^+), but not K^+ , Mg^{2+} , or Ca^{2+} .¹²¹ Molecules such as these, whose cavities can be occupied only by spherical entities, have been called *spherands*.⁷⁷ Other types are *calixarenes*,¹²² for example, **23**.¹²³ Spherand-type calixarenes are known.¹²⁴ There is significant hydrogen bonding involving the phenolic OH units in [4]calixarenes, but this diminishes as the size of the cavity increases in larger ring calixarenes.¹²⁵ There are also calix[6]arenes,¹²⁶ which have been shown to have conformational isomers (see p. 195) in equilibrium (cone vs. alternate) that can sometimes be isolated.¹²⁷ calix[8]arenes,¹²⁸ azacalixarenes,¹²⁹ homooxacalixarenes,¹³⁰

¹¹⁹For reviews, see Potvin, P.G.; Lehn, J.M. *Prog. Macrocycl. Chem.* **1987**, *3*, 167; Kiggen, W.; Vögtle, F. *Prog. Macrocycl. Chem.* **1987**, *3*, 309; Dietrich, B., in Atwood, J.L.; Davies, J.E.; MacNicol, D.D. *Inclusion Compounds*, Vol. 2, Academic Press, NY, **1984**, pp. 337–405; Parker, D. *Adv. Inorg. Radichem.* **1983**, *27*, 1; Lehn, J.M. *Acc. Chem. Res.* **1978**, *11*, 49, *Pure Appl. Chem.* **1977**, *49*, 857.

¹²⁰Shivanyuk, A.; Spaniol, T.P.; Rissanen, K.; Kolehmainen, E.; Böhmer, V. *Angew. Chem. Int. Ed.* **2000**, *39*, 3497.

¹²¹Cram, D.J.; Doxsee, K.M. *J. Org. Chem.* **1986**, *51*, 5068; Cram, D.J. *CHEMTECH* **1987**, 120, *Chemtracts: Org. Chem.* **1988**, *1*, 89; Bryany, J.A.; Ho, S.P.; Knobler, C.B.; Cram, D.J. *J. Am. Chem. Soc.* **1990**, *112*, 5837.

¹²²Shinkai, S. *Tetrahedron* **1993**, *49*, 8933.

¹²³For monographs, see Vicens, J.; Böhmer, V. *Calixarenes: A Versatile Class of Macrocyclic Compounds*, Kluwer, Dordrecht, **1991**; Gutsche, C.D. *Calixarenes*; Royal Society of Chemistry: Cambridge, **1989**. For reviews, see Gutsche, C.D. *Prog. Macrocycl. Chem.* **1987**, *3*, 93, *Top. Curr. Chem.* **1984**, *123*, 1. Also see Geraci, C.; Piatelli, M.; Neri, P. *Tetrahedron Lett.* **1995**, *36*, 5429; Deng, G.; Sakaki, T.; Kawahara, Y.; Shinkai, S. *Tetrahedron Lett.* **1992**, *33*, 2163; Zhong, Z.-L.; Chen, Y.-Y.; Lu, X.-R. *Tetrahedron Lett.* **1995**, *36*, 6735; No, K.; Kim, J.E.; Kwon, K.M. *Tetrahedron Lett.* **1995**, *36*, 8453.

¹²⁴Agbaria, K.; Aleksiak, O.; Biali, S.E.; Böhmer, V.; Frings, M.; Thondorf, I. *J. Org. Chem.* **2001**, *66*, 2891. For the stereochemistry of such compounds, see Agbaria, K.; Biali, S.E.; Böhmer, V.; Brenn, J.; Cohen, S.; Frings, M.; Grynszpan, F.; Harrowfield, J.Mc B.; Sobolev, A.N.; Thondorf, I. *J. Org. Chem.* **2001**, *66*, 2900.

¹²⁵Cerioni, G.; Biali, S.E.; Rappoport, Z. *Tetrahedron Lett.* **1996**, *37*, 5797. For a synthesis of calix[4]arene see Molard, Y.; Bureau, C.; Parrot-Lopez, H.; Lamartine, R.; Regnourf-de-Vains, J.-B. *Tetrahedron Lett.* **1999**, *40*, 6383.

¹²⁶Otsuka, H.; Araki, K.; Matsumoto, H.; Harada, T.; Shinkai, S. *J. Org. Chem.* **1995**, *60*, 4862.

¹²⁷Neri, P.; Rocco, C.; Consoli, G.M.L.; Piatelli, M. *J. Org. Chem.* **1993**, *58*, 6535; Kanamathareddy, S.; Gutsche, C.D. *J. Org. Chem.* **1994**, *59*, 3871.

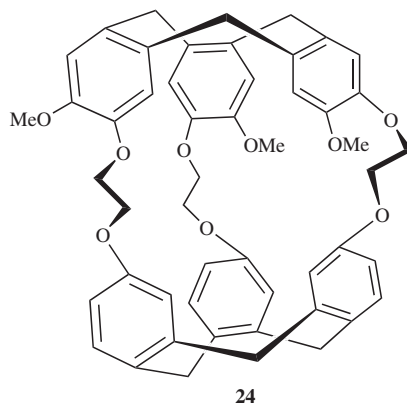
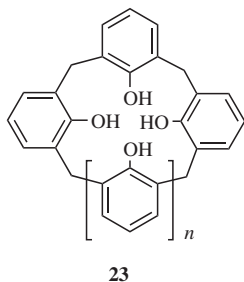
¹²⁸Cunsolo, F.; Consoli, G.M.L.; Piatelli, M.; Neri, P. *Tetrahedron Lett.* **1996**, *37*, 715; Geraci, C.; Piatelli, M.; Neri, P. *Tetrahedron Lett.* **1995**, *36*, 5429.

¹²⁹Miyazaki, Y.; Kanbara, T.; Yamamoto, T. *Tetrahedron Lett.* **2002**, *43*, 7945; Khan, I.U.; Takemura, H.; Suenaga, M.; Shinmyozu, T.; Inazu, T. *J. Org. Chem.* **1993**, *58*, 3158.

¹³⁰Masci, B. *J. Org. Chem.* **2001**, *66*, 1497. For dioxocalix[4]arenes, see Seri, N.; Thondorf, I.; Biali, S.E. *J. Org. Chem.* **2004**, *69*, 4774. For tetraoxacalix[3]arenes, see Tsubaki, K.; Morimoto, T.; Otsubo, T.; Kinoshita, T.; Fujii, K. *J. Org. Chem.* **2001**, *66*, 4083.

and calix[9–20]arenes.¹³¹ Note that substitution of the unoccupied “meta” positions immobilizes calix[4]arenes and substantially reduces the conformational mobility (see p. 211) in calix[8]arenes.¹³² Amide-bridged calix[4]arenes¹³³ calix[4]azulene,¹³⁴ and quinone-bridged calix[6]arenes¹³⁵ are known, and diammoniumcalix[4]arene has been prepared.¹³⁶ Enantiopure calix[4]resorcinarene derivatives are known,¹³⁷ and water soluble calix[4]arenes have been prepared.¹³⁸ There are also a variety of calix[*n*]-crown ethers,¹³⁹ some of which are cryptands.¹⁴⁰

calix[4]arene, *n* = 1
calix[6]arene, *n* = 3
calix[8]arene, *n* = 5



Other molecules include *cryptophanes*, for example, **24**,¹⁴¹ *hemispherands* (an example is **25**¹⁴²), and *podands*.¹⁴³ The last-named are host compounds in which two or more arms come out of a central structure. Examples are **26**¹⁴⁴ and **27**¹⁴⁵ and the latter molecule binds simple cations, such as Na⁺, K⁺, and Ca²⁺. *Lariat ethers* are compounds containing a crown ether ring with one or more side chains

¹³¹Stewart, D.R.; Gutsche, C.D. *J. Am. Chem. Soc.* **1999**, *121*, 4136.

¹³²Mascal, M.; Naven, R.T.; Warmuth, R. *Tetrahedron Lett.* **1995**, *36*, 9361.

¹³³Wu, Y.; Shen, X.-P.; Duan, C.-y.; Liu, Y.-i.; Xu, Z. *Tetrahedron Lett.* **1999**, *40*, 5749.

¹³⁴Colby, D.A.; Lash, T.D. *J. Org. Chem.* **2002**, *67*, 1031.

¹³⁵Akine, S.; Goto, K.; Kawashima, T. *Tetrahedron Lett.* **2000**, *41*, 897.

¹³⁶Aeungmaitrepirom, W.; Hagège, A.; Asfari, Z.; Bennouna, L.; Vicens, J.; Leroy, M. *Tetrahedron Lett.* **1999**, *40*, 6389.

¹³⁷Page, P.C.B.; Heaney, H.; Sampler, E.P. *J. Am. Chem. Soc.* **1999**, *121*, 6751.

¹³⁸Shimizu, S.; Shirakawa, S.; Sasaki, Y.; Hirai, C. *Angew. Chem. Int. Ed.* **2000**, *39*, 1256.

¹³⁹Stephan, H.; Gloe, K.; Paulus, E.F.; Saadioui, M.; Böhmer, V. *Org. Lett.* **2000**, *2*, 839; Asfari, Z.; Thuéry, P.; Nierlich, M.; Vicens, J. *Tetrahedron Lett.* **1999**, *40*, 499; Geraci, C.; Piattelli, M.; Neri, P. *Tetrahedron Lett.* **1996**, *37*, 3899; Pappalardo, S.; Petringa, A.; Parisi, M.F.; Ferguson, G. *Tetrahedron Lett.* **1996**, *37*, 3907.

¹⁴⁰Pulpoka, B.; Asfari, Z.; Vicens, J. *Tetrahedron Lett.* **1996**, *37*, 6315.

¹⁴¹For reviews, see Collet, A. *Tetrahedron* **1987**, *43*, 5725, in Atwood, J.L.; Davies, J.E.; MacNicol, D.D. *Inclusion Compounds*, Vol. 1, Academic Press, NY, **1984**, pp. 97–121.

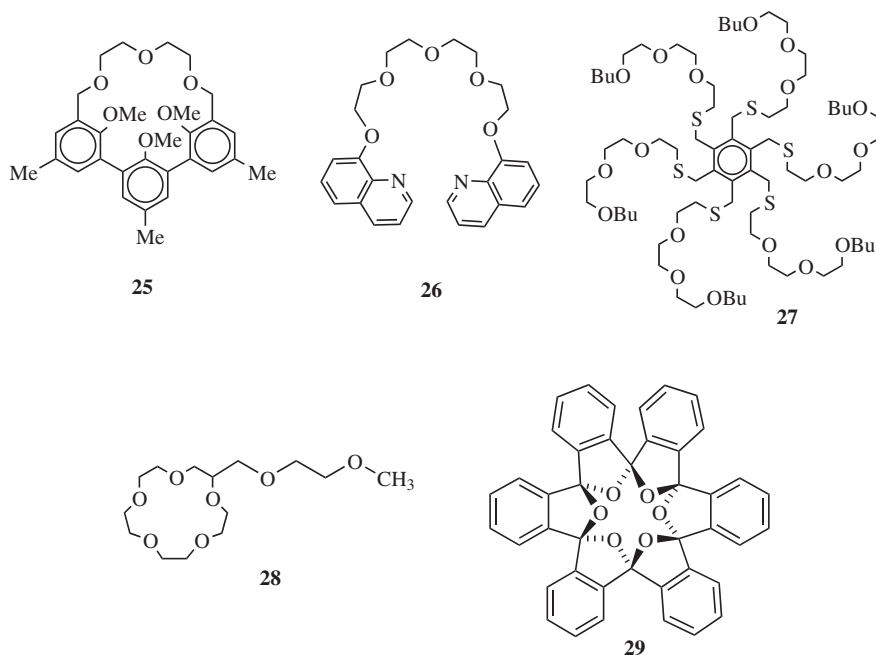
¹⁴²Lein, G.M.; Cram, D.J. *J. Am. Chem. Soc.* **1985**, *107*, 448.

¹⁴³For reviews, see Kron, T.E.; Tsvetkov, E.N. *Russ. Chem. Rev.* **1990**, *59*, 283; Menger, F.M. *Top. Curr. Chem.* **1986**, *136*, 1.

¹⁴⁴Tümmler, B.; Maass, G.; Weber, E.; Wehner, W.; Vögtle, F. *J. Am. Chem. Soc.* **1977**, *99*, 4683.

¹⁴⁵Vögtle, F.; Weber, E. *Angew. Chem. Int. Ed.* **1974**, *13*, 814.

that can also serve as ligands, for example, **28**.¹⁴⁶ There is also a class of ortho cyclophanes that are crown ethers (see **29**) and have been given the name *starands*.¹⁴⁷



The bonding in these complexes is the result of ion-dipole attractions between the heteroatoms and the positive ions. The parameters of the host-guest interactions can sometimes be measured by NMR.¹⁴⁸

As we have implied, the ability of these host molecules to bind guests is often very specific, often linked to the hydrogen-bonding ability of the host,¹⁴⁹ enabling the host to pull just one molecule or ion out of a mixture. This is called *molecular recognition*.¹⁵⁰ In general, cryptands, with their well-defined 3D cavities, are better for this than monocyclic crown ethers or ether derivatives. An example is the host **30**, which selectively binds the dication **31** ($n = 5$) rather than **31** ($n = 4$), and **31** ($n = 6$) rather than **31** ($n = 7$).¹⁵¹ The host **32**, which is water soluble, forms 1:1 complexes with neutral aromatic hydrocarbons, such as pyrene and fluoranthene,

¹⁴⁶See Gatto, V.J.; Dishong, D.M.; Diamond, C.J. *J. Chem. Soc., Chem. Commun.* **1980**, 1053; Gatto, V.J.; Gokel, G.W. *J. Am. Chem. Soc.* **1984**, *106*, 8240; Nakatsuji, Y.; Nakamura, T.; Yonetani, M.; Yuya, H.; Okahara, M. *J. Am. Chem. Soc.* **1988**, *110*, 531.

¹⁴⁷Lee, W.Y.; Park, C.H. *J. Org. Chem.* **1993**, *58*, 7149.

¹⁴⁸Wang, T.; Bradshaw, J.S.; Izatt, R.M. *J. Heterocyclic Chem.* **1994**, *31*, 1097.

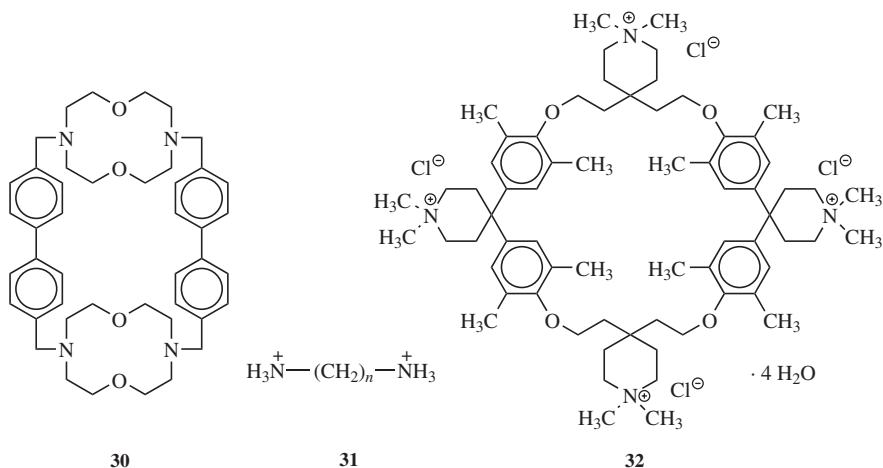
¹⁴⁹Fujimoto, T.; Yanagihara, R.; Koboyashi, K.; Aoyama, Y. *Bull. Chem. Soc. Jpn.* **1995**, *68*, 2113.

¹⁵⁰For reviews, see Rebek Jr., *J. Angew. Chem. Int. Ed.* **1990**, *29*, 245; *Acc. Chem. Res.* **1990**, *23*, 399; *Top. Curr. Chem.* **1988**, *149*, 189; Diederich, F. *J. Chem. Educ.* **1990**, *67*, 813; Hamilton, A.D. *J. Chem. Educ.* **1990**, *67*, 821; Raevskii, O.A. *Russ. Chem. Rev.* **1990**, *59*, 219.

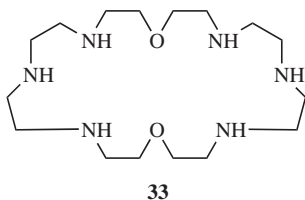
¹⁵¹Mageswaran, R.; Mageswaran, S.; Sutherland, I.O. *J. Chem. Soc., Chem. Commun.* **1979**, 722.

and even (though more weakly) with biphenyl and naphthalene, and is able to transport them through an aqueous phase.¹⁵²

Of course, it has long been known that molecular recognition is very important in biochemistry. The action of enzymes and various other biological molecules is extremely specific because these molecules also have host cavities that are able to recognize only one or a few particular types of guest molecules. It is only in recent years that organic chemists have been able to synthesize nonnatural hosts that can also perform crude (compared to biological molecules) molecular recognition. The macrocycle **33** has been used as a catalyst, for the hydrolysis of acetyl phosphate and the synthesis of pyrophosphate.¹⁵³



No matter what type of host, the strongest attractions occur when combination with the guest causes the smallest amount of distortion of the host.¹⁵⁴ That is, a fully preorganized host will bind better than a host whose molecular shape must change in order to accommodate the guest.



¹⁵²Diederich, F.; Dick, K. *J. Am. Chem. Soc.* **1984**, *106*, 8024; Diederich, F.; Griebe, D. *J. Am. Chem. Soc.* **1984**, *106*, 8037. See also Vögtle, F.; Müller, W.M.; Werner, U.; Losensky, H. *Angew. Chem. Int. Ed.* **1987**, *26*, 901.

¹⁵³Hosseini, M.W.; Lehn, J.M. *J. Am. Chem. Soc.* **1987**, *109*, 7047. For a discussion, see Mertes, M.P.; Mertes, K.B. *Acc. Chem. Res.* **1990**, *23*, 413.

¹⁵⁴See Cram, D.J. *Angew. Chem. Int. Ed.* **1986**, *25*, 1039.

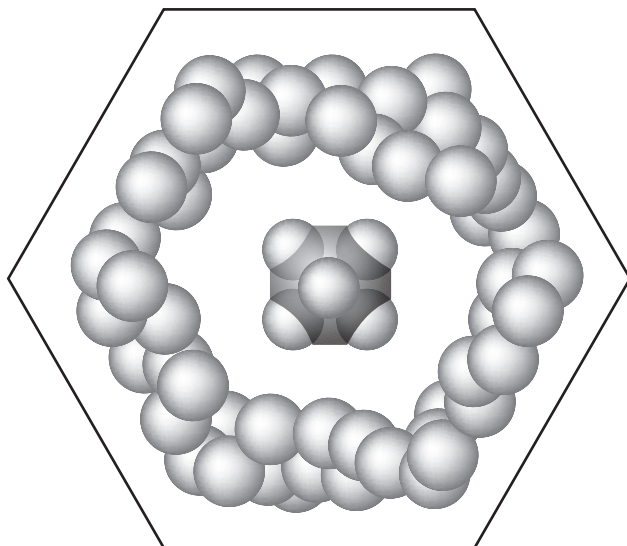


Fig. 3.1. Guest molecule in a urea lattice.¹⁵⁷

Inclusion Compounds

This type of addition compound is different from either the EDA complexes or the crown ether type of complexes previously discussed. Here, the host forms a crystal lattice that has spaces large enough for the guest to fit into. There is no bonding between the host and the guest except van der Waals forces. There are two main types, depending on the shape of the space.¹⁵⁵ The spaces in *inclusion compounds* are in the shape of long tunnels or channels, while the other type, often called *clathrate*,¹⁵⁶ or *cage compounds* have spaces that are completely enclosed. In both types, the guest molecule must fit into the space and potential guests that are too large or too small will not go into the lattice, so that the addition compound will not form.¹⁵⁷

One important host molecule among the inclusion compounds is urea.¹⁵⁸ Ordinary crystalline urea is tetragonal, but when a guest is present, urea crystallizes in a hexagonal lattice, containing the guest in long channels (Fig. 3.1).¹⁵⁷

¹⁵⁵For a treatise that includes both types, see Atwood, J.L.; Davies, J.E.; MacNicol, D.D. *Inclusion Compounds*, Vols. 1–3, Academic Press, NY, **1984**. For reviews, see Weber, E. *Top. Curr. Chem.* **1987**, *140*, 1; Gerdil, R. *Top. Curr. Chem.* **1987**, *140*, 71; Mak, T.C.W.; Wong, H.N.C. *Top. Curr. Chem.* **1987**, *140*, 141. For a review of channels with helical shapes, see Bishop, R.; Dance, I.G. *Top. Curr. Chem.* **1988**, *149*, 137.

¹⁵⁶For reviews, see Goldberg, I. *Top. Curr. Chem.* **1988**, *149*, 1; Weber, E.; Czugler, M. *Top. Curr. Chem.* **1988**, *149*, 45; MacNicol, D.D.; McKendrick, J.J.; Wilson, D.R. *Chem. Soc. Rev.* **1978**, *7*, 65.

¹⁵⁷This picture is taken from a paper by Montel, G. *Bull. Soc. Chim. Fr.* **1955**, 1013.

¹⁵⁸For a review of urea and thiourea inclusion compounds, see Takemoto, K.; Sonoda, N., in Atwood, J.L.; Davies, J.E.; MacNicol, D.D. *Inclusion Compounds*, Vol. 2, Academic Press, NY, **1984**, pp. 47–67.

The hexagonal type of lattice can form only when a guest molecule is present, showing that van der Waals forces between the host and the guest, while small, are essential to the stability of the structure. The diameter of the channel is $\sim 5 \text{ \AA}$, and which molecules can be guests is dependent only on their shapes and sizes and not on any electronic or chemical effects. For example, octane and 1-bromooctane are suitable guests for urea, but 2-bromooctane, 2-methylheptane, and 2-methyloctane are not. Also both dibutyl maleate and dibutyl fumarate are guests; neither diethyl maleate or diethyl fumarate is a guest, but dipropyl fumarate is a guest and dipropyl maleate is not.¹⁵⁹ In these complexes, there is usually no integral molar ratio (though by chance there may be). For example, the octane/urea ratio is 1:6.73.¹⁶⁰ A deuterium quadrupole echo spectroscopy study of a urea complex showed that the urea molecules do not remain rigid, but undergo 180° flips about the C=O axis at the rate of $>10^6 \text{ sec}^{-1}$ at 30°C .¹⁶¹

The complexes are solids, but are not useful as derivatives, since they melt with decomposition of the complex at the melting point of urea. They are useful, however, in separating isomers that would be quite difficult to separate otherwise. Thiourea also forms inclusion compounds though with channels of larger diameter, so that *n*-alkanes cannot be guests but, for example, 2-bromooctane, cyclohexane, and chloroform readily fit.

The most important host for clathrates is hydroquinone.¹⁶² Three molecules, held together by hydrogen bonding, make a cage in which fits one molecule of guest. Typical guests are methanol (but not ethanol), SO_2 , CO_2 , and argon (but not neon). One important use is the isolation of anhydrous hydrazine as complex.¹⁶³ Its highly explosive nature makes the preparation of anhydrous hydrazine by distillation of aqueous hydrazine solutions difficult and dangerous. The inclusion complex can be readily isolated and reactions done in the solid state, such as the reaction with esters to give hydrazides (reaction 16-75).¹⁶³ In contrast to the inclusion compounds, the crystal lattices here can exist partially empty. Another host is water. Usually six molecules of water form the cage and many guest molecules, among them Cl_2 , propane, and methyl iodide, can fit. The water clathrates, which are solids, can normally be kept only at low temperatures; at room temperature, they decompose.¹⁶⁴ Another inorganic host is sodium chloride (and some other alkali halides), which can encapsulate organic molecules, such as benzene, naphthalene, and diphenylmethane.¹⁶⁵

¹⁵⁹Radell, J.; Connolly, J.W.; Cosgrove Jr., W.R. *J. Org. Chem.* **1961**, 26, 2960.

¹⁶⁰Redlich, O.; Gable, C.M.; Dunlop, A.K.; Millar, R.W. *J. Am. Chem. Soc.* **1950**, 72, 4153.

¹⁶¹Heatom, N.J.; Vold, R.L.; Vold, R.R. *J. Am. Chem. Soc.* **1989**, 111, 3211.

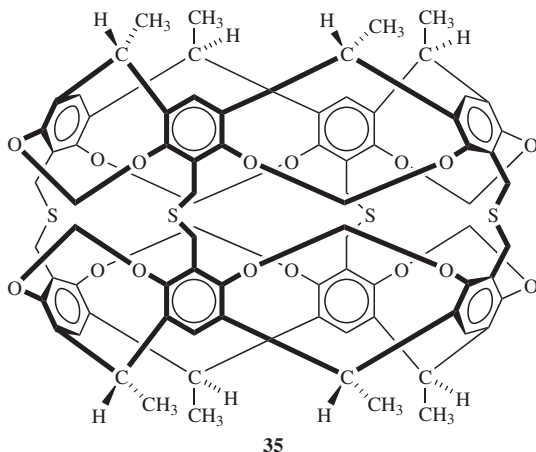
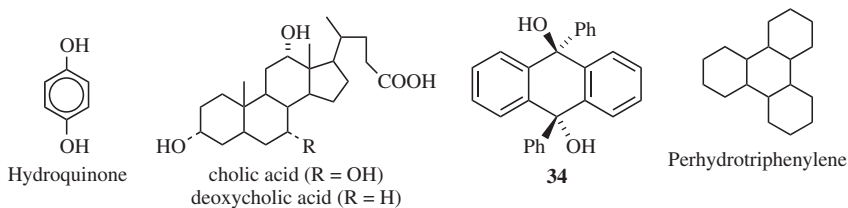
¹⁶²For a review, see MacNicol, D.D., in Atwood, J.L.; Davies, J.E.; MacNicol, D.D. *Inclusion Compounds*, Vol. 2, Academic Press, NY, **1984**, pp. 1–45.

¹⁶³Toda, F.; Hyoda, S.; Okada, K.; Hirotsu, K. *J. Chem. Soc., Chem. Commun.* **1995**, 1531.

¹⁶⁴For a monograph on water clathrates, see Berez, E.; Balla-Achs, M. *Gas Hydrates*; Elsevier, NY, **1983**. For reviews, see Jeffrey, G.A., in Atwood, J.L.; Davies, J.E.; MacNicol, D.D. *Inclusion Compounds*, Vol. 1, Academic Press, NY, **1984**, pp. 135–190; Cady, G.H. *J. Chem. Educ.* **1983**, 60, 915; Byk, S.S.H.; Fomina, V.I. *Russ. Chem. Rev.* **1968**, 37, 469.

¹⁶⁵Kirkor, E.; Gebicki, J.; Phillips, D.R.; Michl, J. *J. Am. Chem. Soc.* **1986**, 108, 7106.

Among other hosts¹⁶⁶ for inclusion and/or clathrate compounds are deoxycholic acid,¹⁶⁷ cholic acid,¹⁶⁸ anthracene compounds, such as **34**,¹⁶⁹ dibenzo-24-crown-8,¹⁷⁰ and the compound **35**, which has been called a *carcerand*.¹⁷¹ When carcerand-type molecules trap ions or other molecules (called guests), the resulting complex is called a carciplex.¹⁷² It has been shown that in some cases, the motion of the guest within the carciplex is restricted.¹⁷³



¹⁶⁶See also Toda, F. *Pure App. Chem.* **1990**, 62, 417, *Top. Curr. Chem.* **1988**, 149, 211; **1987**, 140, 43; Davies, J.E.; Finocchiaro, P.; Herbstein, F.H., in Atwood, J.L.; Davies, J.E.; MacNicol, D.D. *Inclusion Compounds*, Vol. 2, Academic Press, NY, **1984**, pp. 407–453.

¹⁶⁷For a review, see Giglio, E., in Atwood, J.L.; Davies, J.E.; MacNicol, D.D. *Inclusion Compounds*, Vol. 2, Academic Press, NY, **1984**, pp. 207–229.

¹⁶⁸See Miki, K.; Masui, A.; Kasei, N.; Miyata, M.; Shibakami, M.; Takemoto, K. *J. Am. Chem. Soc.* **1988**, 110, 6594.

¹⁶⁹Barbour, L.J.; Caira, M.R.; Nassimbeni, L.R. *J. Chem. Soc., Perkin Trans. 2* **1993**, 2321. Also see, Barbour, L.J.; Caira, M.R.; Nassimbeni, L.R. *J. Chem. Soc., Perkin Trans. 2* **1993**, 1413 for a dihydroanthracene derivative that enclathrates diethyl ether.

¹⁷⁰Lämsä, M.; Suorsa, T.; Pursiainen, J.; Huuskonen, J.; Rissanen, K. *Chem. Commun.* **1996**, 1443.

¹⁷¹Sherman, J.C.; Knobler, C.B.; Cram, D.J. *J. Am. Chem. Soc.* **1991**, 113, 2194.

¹⁷²Kurdistani, S.K.; Robbins, T.A.; Cram, D.J. *J. Chem. Soc., Chem. Commun.* **1995**, 1259; Timmerman, P.; Verboom, W.; van Veggel, F.C.J.M.; van Duynhoven, J.P.M.; Reinhoudt, D.N. *Angew. Chem. Int. Ed.* **1994**, 33, 2345; van Wageningen, A.M.A.; Timmerman, P.; van Duynhoven, J.P.M.; Verboom, W.; van Veggel, F.C.J.M.; Reinhoudt, D.N. *Chem. Eur. J.* **1997**, 3, 639; Fraser, J.R.; Borecka, B.; Trotter, J.; Sherman, J.C. *J. Org. Chem.* **1995**, 60, 1207; Place, D.; Brown, J.; Deshayes, K. *Tetrahedron Lett.* **1998**, 39, 5915. See also: Jasat, A.; Sherman, J.C. *Chem. Rev.* **1999**, 99, 931.

¹⁷³Chapman, R.G.; Sherman, J.C. *J. Org. Chem.* **2000**, 65, 513.

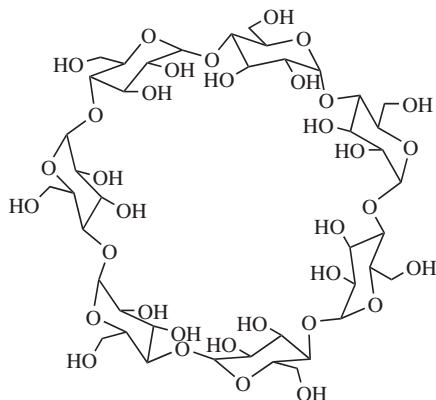


Fig. 3.2. β -Cyclodextrin.

Cyclodextrins

There is one type of host that can form both channel and cage complexes. This type is called *cyclodextrins* or *cycloamyloses*.¹⁷⁴ The host molecules are made up of six, seven, or eight glucose units connected in a large ring, called, respectively, α -, β -, or γ -cyclodextrin (Fig. 3.2 shows the β or seven-membered ring compound). The three molecules are in the shape of hollow truncated cones (Fig. 3.3) with primary OH groups projecting from the narrow side of the cones and secondary OH group from the wide side. As expected for carbohydrate molecules, all of them are soluble in water and the cavities normally fill with water molecules held in place by hydrogen bonds (6, 12, and 17 H₂O molecules for the α , β , and γ forms, respectively), but the insides of the cones are less polar than the outsides, so that nonpolar organic molecules readily displace the water. Thus the cyclodextrins form 1:1 cage complexes with many guests, ranging in size from the noble gases to large organic molecules. A guest molecule must not be too large or it will not fit, though many stable complexes are known in which one end of the guest molecule protrudes from the cavity (Fig. 3.4). On the other hand, if the guest is too small, it may go through the bottom hole (though some small polar molecules, e.g., methanol, do form complexes in which the cavity also contains some water molecules). Since the cavities of the three cyclodextrins are of different sizes (Fig. 3.3), a large variety of guests can be

¹⁷⁴For a monograph, see Bender, M.L.; Komiyama, M. *Cyclodextrin Chemistry*, Springer, NY, 1978. For reviews, see, in Atwood, J.L.; Davies, J.E.; MacNicol, D.D. *Inclusion Compounds*, Academic Press, NY, 1984, the reviews, by Saenger, W. Vol. 2, 231–259; Bergeron, R.J. Vol. 3, 391–443; Tabushi, I. Vol. 3, 445–471; Breslow, R. Vol. 3, 473–508; Croft, A.P.; Bartsch, R.A. *Tetrahedron* 1983, 39, 1417; Tabushi, I.; Kuroda, Y. *Adv. Catal.*, 1983, 32, 417; Tabushi, I. *Acc. Chem. Res.* 1982, 15, 66; Saenger, W. *Angew. Chem. Int. Ed.* 1980, 19, 344; Bergeron, R. *J. Chem. Ed.* 1977, 54, 204; Griffiths, D.W.; Bender, M.L. *Adv. Catal.* 1973, 23, 209.

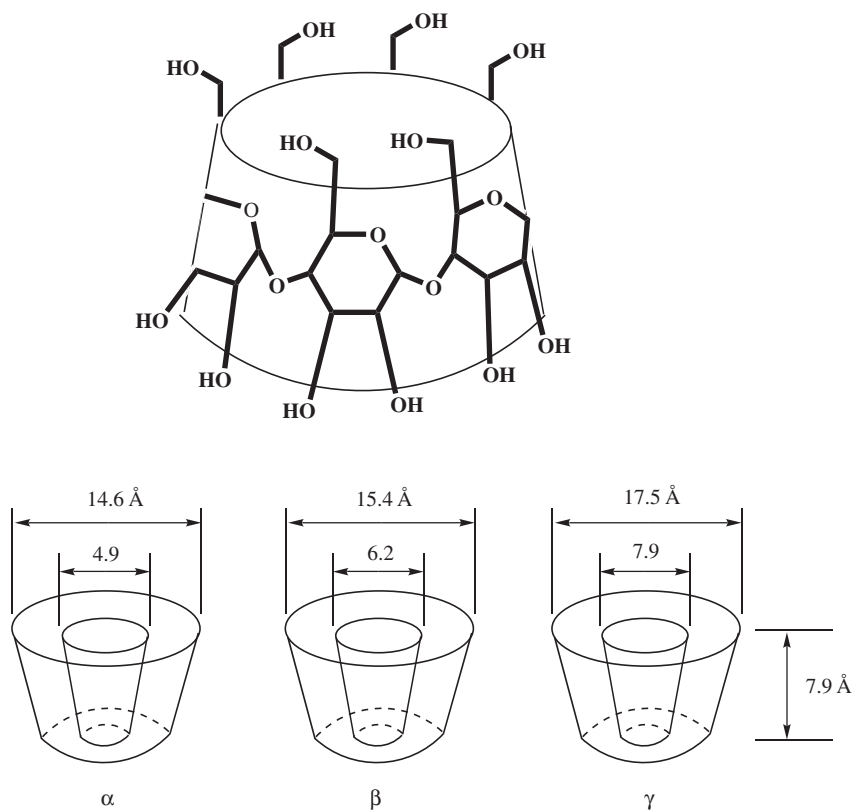


Fig. 3.3. Shape and dimensions of the α -, β -, and γ -cyclodextrin molecules.¹⁷⁵

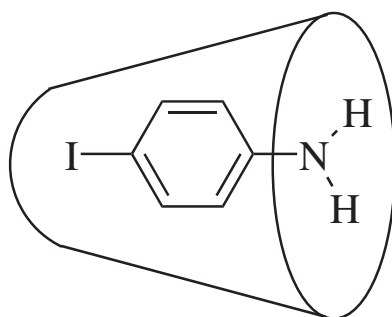


Fig. 3.4. Schematic drawing of the complex of α -cyclodextrin and *p*-iodoaniline.¹⁷⁶

¹⁷⁵Szejtli, J., in Atwood, J.L.; Davies, J.E.; MacNicol, D.D. *Inclusion Compounds*, Vol. 3, Academic Press, NY, **1984**, p. 332; Nickon, A.; Silversmith, E.F. *The Name Game*, Pergamon, Elmsford, NY, p. 235.

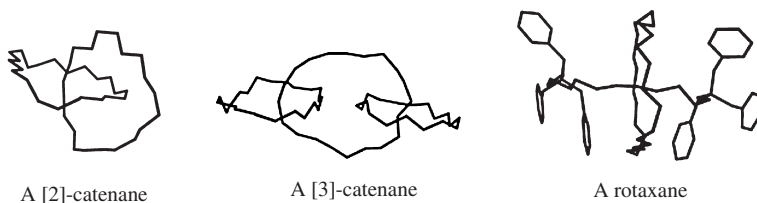
¹⁷⁶Modified from Saenger, W.; Beyer, K.; Manor, P.C. *Acta Crystallogr. Sect. B* **1976**, 32, 120.

accommodated. Since cyclodextrins are nontoxic (they are actually small starch molecules), they are now used industrially to encapsulate foods and drugs.¹⁷⁷

The cyclodextrins also form channel-type complexes, in which the host molecules are stacked on top of each other, like coins in a row.¹⁷⁸ For example, α -cyclodextrin (cyclohexaamylose) forms cage complexes with acetic, propionic, and butyric acids, but channel complexes with valeric and higher acids. Capped cyclodextrins are known.¹⁷⁹

Catenanes and Rotaxanes¹⁸⁰

These compounds contain two or more independent portions that are not bonded to each other by any valence forces but nevertheless must remain linked. [*n*]-Catenanes (where *n* corresponds to the number of linked rings) are made up of two or more rings held together as links in



a chain, while in *rotaxanes* a linear portion is threaded through a ring and cannot get away because of bulky end groups. Among several types of bulky molecular units, porphyrin units have been used to cap rotaxanes¹⁸¹ as have C_{60} fullerenes.¹⁸² [2]-Rotaxanes and [2]-catenanes are quite common, and [3]-catenanes are known having rather robust amide linkages.¹⁸³ More intricate variants, such as oligocatenanes,¹⁸⁴ molecular necklaces (a cyclic oligorotaxane in which a number of small rings are threaded onto a large ring),¹⁸⁵ and cyclic daisy chains (an interwoven chain in which each monomer unit acts as a donor and an acceptor for a threading

¹⁷⁷For reviews, see Pagington, J.S. *Chem. Br.* **1987**, 23, 455; Szejtli, J., in Atwood, J.L.; Davies, J.E.; MacNicol, D.D. *Inclusion Compounds*, Vol. 3, Academic Press, NY, **1984**, pp. 331–390.

¹⁷⁸See Saenger, W. *Angew. Chem. Int. Ed.* **1980**, 19, 344.

¹⁷⁹Engeldinger, E.; Armspach, D.; Matt, D. *Chem. Rev.* **2003**, 103, 4147.

¹⁸⁰For a monograph, see Schill, G. *Catenanes, Rotaxanes, and Knots*, Academic Press, NY, **1971**. For a review, see Schill, G., in Chirudoglu, G. *Conformational Analysis*, Academic Press, NY, **1971**, pp. 229–239.

¹⁸¹Solladié, N.; Chambron, J.-C.; Sauvage, J.-P. *J. Am. Chem. Soc.* **1999**, 121, 3684.

¹⁸²Sasabe, H.; Kihara, N.; Furusho, Y.; Mizuno, K.; Ogawa, A.; Takata, T. *Org. Lett.* **2004**, 6, 3957.

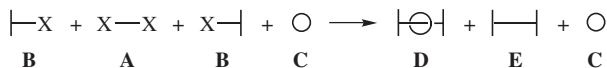
¹⁸³Safarowsky, O.; Vogel, E.; Vögtle, F. *Eur. J. Org. Chem.* **2000**, 499.

¹⁸⁴Amabilino, D.B.; Ashton, P.R.; Boyd, S.E.; Lee, J.Y.; Menzer, S.; Stoddart, J.F.; Williams, D.J. *Angew. Chem. Int. Ed.* **1997**, 36, 2070; Amabilino, D.B.; Ashton, P.R.; Balzani, V.; Boyd, S.E.; Credi, A.; Lee, J.Y.; Menzer, S.; Stoddart, J.F.; Venturi, M.; Williams, D.J. *J. Am. Chem. Soc.* **1998**, 120, 4295.

¹⁸⁵Chiu, S.-H.; Rowan, S.J.; Cantrill, S.J.; Ridvan, L.; Ashton, R.P.; Garrell, R.L.; Stoddart, J.-F. *Tetrahedron* **2002**, 58, 807; Whang, D.; Park, K.-M.; Heo, J.; Ashton, P.R.; Kim, K. *J. Am. Chem. Soc.* **1998**, 120, 4899; Roh, S.-G.; Park, K.-M.; Park, G.-J.; Sakamoto, S.; Yamaguchi, K.; Kim, K. *Angew. Chem. Int. Ed.* **1999**, 38, 638.

interaction)¹⁸⁶ are known. Ring-in-ring complexes have also been reported.¹⁸⁷ Molecular thread, ribbon, and belt assemblies have been synthesized.¹⁸⁸ Rotaxanes have been used as the basis for molecular switches,¹⁸⁹ and a rotaxane eciplex has been generated that may have applications to molecular-scale photonic devices.¹⁹⁰

Transitional isomers are possible in [2]-rotaxanes.¹⁹¹ Catenanes and rotaxanes can be prepared by statistical methods or directed syntheses.¹⁹² Catenanes can contain heteroatoms and heterocyclic units. In some cases, the catenane exists in equilibrium with the cyclic-non-catenane structures and in some cases this exchange is thought to proceed by ligand exchange and a Möbius strip mechanism.¹⁹³ An example of a statistical synthesis of a rotaxane is a reaction where a compound **A** is bonded at two positions to another compound **B** in the presence of a large ring **C**. It is hoped that some **A** molecules would by chance be threaded through **C** before combining with the two **B** molecules, so that some rotaxane (**D**) would be formed along with the normal product **E**.¹⁹⁴ In a directed synthesis,¹⁹⁵ the separate parts of the molecule are held together by other bonds that are later cleaved.



Rotation of one unit through the other catenanes is complex, often driven by making and breaking key hydrogen bonds or π - π interactions. In the case of the

¹⁸⁶For example, see Ashton, P.R.; Baxter, I.; Cantrill, S.J.; Fyfe, M.C.T.; Glink, P.T.; Stoddart, J.F.; White, A.J.P.; Williams, D.J. *Angew. Chem. Int. Ed.* **1998**, *37*, 1294; Hoshino, T.; Miyauchi, M.; Kawaguchi, Y.; Yamaguchi, H.; Harada, A. *J. Am. Chem. Soc.* **2000**, *122*, 9876; Onagi, H.; Easton, C.J.; Lincoln, S.F. *Org. Lett.* **2001**, *3*, 1041; Cantrill, S.J.; Youn, G.J.; Stoddart, J.F.; Williams, D.J. *J. Org. Chem.* **2001**, *66*, 6857.

¹⁸⁷Chiu, S.-H.; Pease, A.R.; Stoddart, J.F.; White, A.J.P.; Williams, D.J. *Angew. Chem. Int. Ed.* **2002**, *41*, 270.

¹⁸⁸Schwierz, H.; Vögtle, F. *Synthesis* **1999**, 295.

¹⁸⁹Jun, S.I.; Lee, J.W.; Sakamoto, S.; Yamaguchi, K.; Kim, K. *Tetrahedron Lett.* **2000**, *41*, 471; Elizarov, A.M.; Chiu, S.-H.; Stoddart, J.-F. *J. Org. Chem.* **2002**, *67*, 9175.

¹⁹⁰MacLachlan, M.J.; Rose, A.; Swager, T.M. *J. Am. Chem. Soc.* **2001**, *123*, 9180.

¹⁹¹Amabilino, D.B.; Ashton, P.R.; Boyd, S.E.; Gómez-López, M.; Hayes, W.; Stoddart, J.F. *J. Org. Chem.* **1997**, *62*, 3062.

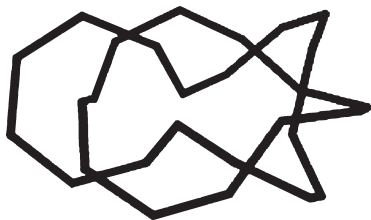
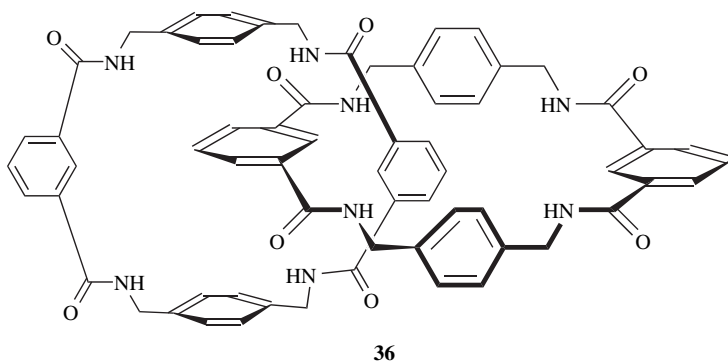
¹⁹²For discussions, see Schill, G. *Catenanes, Rotaxanes, and Knots*, Academic Press, NY, **1971**. For a review, see Schill, G., in Chirudoglu, G. *Conformational Analysis*, Academic Press, NY, **1971**, pp. 229–239; Walba, D.M. *Tetrahedron* **1985**, *41*, 3161.

¹⁹³Fujita, M.; Ibukuro, F.; Seki, H.; Kamo, O.; Imanari, M.; Ogura, K. *J. Am. Chem. Soc.* **1996**, *118*, 899.

¹⁹⁴Schemes of this type were carried out by Harrison, I.T.; Harrison, S. *J. Am. Chem. Soc.* **1967**, *89*, 5723; Ogino, H. *J. Am. Chem. Soc.* **1981**, *103*, 1303. For a different kind of statistical synthesis of a rotaxane, see Harrison, I.T. *J. Chem. Soc., Perkin Trans. 1* **1974**, 301; Schill, G.; Beckmann, W.; Schweikert, N.; Fritz, H. *Chem. Ber.* **1986**, *119*, 2647. See also Agam, G.; Graiver, D.; Zilkha, A. *J. Am. Chem. Soc.* **1976**, *98*, 5206.

¹⁹⁵For a directed synthesis of a rotaxane, see Schill, G.; Zürcher, C.; Vetter, W. *Chem. Ber.* **1973**, *106*, 228.

isophthaloyl [2]-catenane, **36**, the rate-determining steps do not necessarily correspond to the passage of the bulkiest groups.¹⁹⁶



Singly and doubly interlocked [2]-catenanes¹⁹⁷ can exist as *topological stereoisomers*¹⁹⁸ (see p. 163 for a discussion of diastereomers). Catenanes **37** and **38** are such stereoisomers, and would be expected to have identical mass spectra. Analysis showed that **37** is more constrained and cannot readily accommodate an excess of energy during the mass spectrometry ionization process and, hence, breaks more easily.

Catenanes, molecular knots, and other molecules in these structural categories can exist as enantiomers. In other words, stereoisomers can be generated in some cases. This phenomenon was first predicted by Frisch and Wassermann,¹⁹⁹ and the

¹⁹⁶Deleuze, M.S.; Leigh, D.A.; Zerbetto, F. *J. Am. Chem. Soc.* **1999**, *121*, 2364.

¹⁹⁷For the synthesis of a doubly interlocking [2]-catenane, see Ibukuro, F.; Fujita, M.; Yamaguchi, K.; Sauvage, J.-P. *J. Am. Chem. Soc.* **1999**, *121*, 11014.

¹⁹⁸See Lukin, O.; Godt, A.; Vögtle, F. *Chem. Eur. J.* **2004**, *10*, 1879.

¹⁹⁹Frisch, H.L.; Wasserman, E. *J. Am. Chem. Soc.* **1961**, *83*, 3789.

first stereoisomeric catenanes and molecular knots were synthesized by Sauvage et al.²⁰⁰ [2, 3]-Enantiomeric resolution has been achieved.²⁰¹ A chiral [3]-rotaxane containing two achiral wheels, mechanically bonded has been reported,²⁰² generating a cyclodiastereomeric compound,[8], and the enantiomers were separated using chiral HPLC. The terms cycloenantiomerism and cyclodiastereomerism were introduced by Prelog et al.²⁰³ This stereoisomerism occurs in cyclic arrangements of several centrally chiral elements in combination with an orientation of the macrocycle.²⁰²

A rotaxane can also be an inclusion compound.²⁰⁴ The molecule contains bulky end groups (or “stoppers,” such as triisopropylsilyl groups, $i\text{Pr}_3\text{Si}-$) and a chain that consists of a series of $-\text{O}-\text{CH}_2\text{CH}_2-\text{O}-$ groups, but also contains two benzene rings. The ring (or bead) around the chain is a macrocycle containing two benzene rings and four pyridine rings, and is preferentially attracted to one of the benzene rings in the chain. The benzene moiety serves as a “station” for the “bead.” However, symmetry of the chain can make the two “stations” equivalent, so that the “bead” is equally attracted to them, and the “bead” actually moves back and forth rapidly between the two “stations,” as shown by the temperature dependence of the NMR spectrum.²⁰⁵ This molecule has been called a *molecular shuttle*. A copper(I) complexed rotaxane has been prepared with two fullerene (see p. 94) stoppers.²⁰⁶

Another variation of these molecules are called molecular knots, such as **39**, where the \bullet represents a metal [in this case, copper(I)].²⁰⁷ This is particularly interesting since knotted forms of deoxyribonucleic acid (DNA) have been reported.²⁰⁸

²⁰⁰Molecular Catenanes, Rotaxanes and Knots (Eds.: Sauvage, J.-P.; Dietrich-Buchecker, C.O., Wiley-VCH, Weinheim, **1999**; Ashton, P.R.; Bravo, J.A.; Raymo, F.M.; Stoddart, J.F.; White, A.J.P.; Williams, D. *J. Eur. J. Org. Chem.* **1999**, 899; Mitchell, D.K.; Sauvage, J.-P. *Angew. Chem. Int. Ed.* **1988**, 27, 930; Nierengarten, J.-F.; Dietrich-Buchecker, C.O.; Sauvage, J.-P. *J. Am. Chem. Soc.* **1994**, 116, 375; Walba, D.M. *Tetrahedron* **1985**, 41, 3161; Chen, C.-T.; Gantzel, P.; Siegel, J.S.; Baldrige, K.K.; English, R.B.; Ho, D.M. *Angew. Chem. Int. Ed.* **1995**, 34, 2657.

²⁰¹Kaida, T.; Okamoto, Y.; Chambron, J.-C.; Mitchell, D.K.; Sauvage, J.-P. *Tetrahedron Lett.* **1993**, 34, 1019.

²⁰²Schmieder, R.; Hübner, G.; Seel, C.; Vögtle, F. *Angew. Chem. Int. Ed.* **1999**, 38, 3528.

²⁰³Prelog, V.; Gerlach, H. *Helv. Chim. Acta* **1964**, 47, 2288; Gerlach, H.; Owtischinnkow, J.A.; Prelog, V. *Helv. Chim. Acta* **1964**, 47, 2294; Eliel, E.L. *Stereochemie der Kohlenstoffverbindungen*, Verlag Chemie, Weinheim, **1966**; Eliel, E.L.; Wilen, S.H.; Mander, L.N. *Stereochemistry of Organic Compounds*, Wiley, NY, **1994**, pp. 1176–1181; Chorev, M.; Goodman, M. *Acc. Chem. Res.* **1993**, 26, 266; Mislow, K. *Chimia*, **1986**, 40, 395.

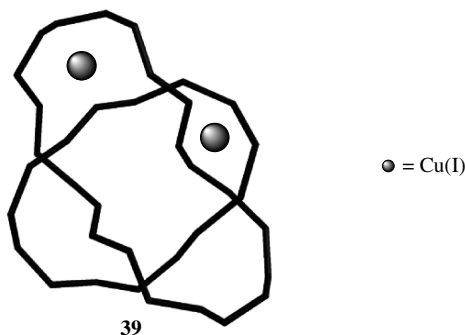
²⁰⁴For an example, see Anelli, P.L.; Spencer, N.; Stoddart, J.F. *J. Am. Chem. Soc.* **1991**, 113, 5131.

²⁰⁵Anelli, P.L.; Spencer, N.; Stoddart, J.F. *J. Am. Chem. Soc.* **1991**, 113, 5131. For a review of the synthesis and properties of molecules of this type, see Philp, D.; Stoddart, J.F. *Synlett* **1991**, 445.

²⁰⁶Diederich, F.; Dietrich-Buchecker, C.O.; Nierengarten, S.-F.; Sauvage, J.-P. *J. Chem. Soc., Chem. Commun.* **1995**, 781.

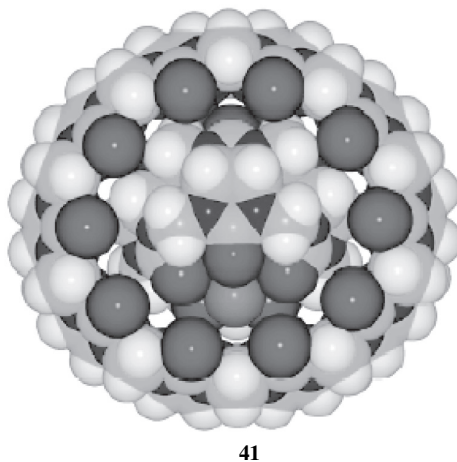
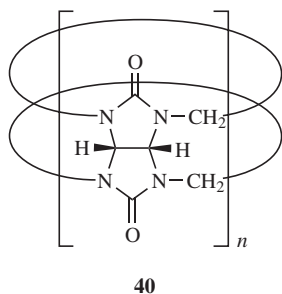
²⁰⁷Dietrich-Buchecker, C.O.; Nierengarten, J.-F.; Sauvage, J.-P. *Tetrahedron Lett.* **1992**, 33, 3625. See Dietrich-Buchecker, C.O.; Sauvage, J.-P. *Angew. Chem. Int. Ed.* **1989**, 28, 189 and Dietrich-Buchecker, C.O.; Guilhem, J.; Pascard, C.; Sauvage, J.-P. *Angew. Chem. Int. Ed.* **1990**, 29, 1154 for the synthesis of other molecular knots.

²⁰⁸Liu, L.F.; Depew, R.E.; Wang, J.C. *J. Mol. Biol.* **1976**, 106, 439.



Cucurbit[*n*]uril-Based Gyroscane

A new molecule known as gyroscane has been prepared, and proposed as a new supramolecular form.²⁰⁹ The class of compounds known as cucurbit[*n*]urils, abbreviated Q_{*n*} (**40**),²¹⁰ are condensation products of glycoluril and formaldehyde. These macrocycles can act as molecular hosts. The new “supramolecular form is one in which a smaller macrocycle, Q₅, is located inside a larger macrocycle, Q₁₀, with facile rotation of one relative to the other in solution (see **41**).²¹⁰ The image of a ring rotating independently inside another ring, which resembles a gyroscope, suggests the name gyroscane for this new class of supramolecular system.”²¹⁰



²⁰⁹Day, A.I.; Blanch, R.J.; Arnold, A.P.; Lorenzo, S.; Lewis, G.R.; Dance, I. *Angew. Chem. Int. Ed.* **2002**, *41*, 275.

²¹⁰Freeman, W.A.; Mock, W.L.; Shih, N.Y. *J. Am. Chem. Soc.* **1981**, *103*, 7367; Cintas, P. *J. Inclusion Phenom.* **1994**, *17*, 205; Mock, W.L. *Top. Curr. Chem.* **1995**, *175*, 1; Mock, W.L., in *Comprehensive Supramolecular Chemistry*, Vol. 2, Atwood, J.L.; Davies, J.E.D.; MacNicol, D.D.; Vogtle, F. (Eds.), Pergamon, Oxford, **1996**, pp. 477–493; Day, A.; Arnold, A.P.; Blanch, R.J.; Snushall, B. *J. Org. Chem.* **2001**, *66*, 8094; Kim, J.; Jung, I.-S.; Kim, S.-Y.; Lee, E.; Kang, J.-L.; Sakamoto, S.; Yamaguchi, K.; Kim, K. *J. Am. Chem. Soc.* **2000**, *122*, 540.

Stereochemistry

In Chapters 1–3, we discussed electron distribution in organic molecules. In this chapter, we discuss the 3D structure of organic compounds.¹ The structure may be such that *stereoisomerism*² is possible. Stereoisomers are compounds made up of the same atoms bonded by the same sequence of bonds, but having different 3D structures that are not interchangeable. These 3D structures are called *configurations*.

OPTICAL ACTIVITY AND CHIRALITY

Any material that rotates the plane of polarized light is said to be *optically active*. If a pure compound is optically active, the molecule is nonsuperimposable on its mirror image. If a molecule is superimposable on its mirror image, the compound does not rotate the plane of polarized light; it is *optically inactive*. The property

¹For books on this subject, see Eliel, E.L.; Wilen, S.H.; Mander, L.N. *Stereochemistry of Organic Compounds*, Wiley-Interscience, NY, **1994**; Sokolov, V.I. *Introduction to Theoretical Stereochemistry*, Gordon and Breach, NY, **1991**; Bassindale, A. *The Third Dimension in Organic Chemistry*, Wiley, NY, **1984**; Nógrádi, M. *Stereochemistry*, Pergamon, Elmsford, NY, **1981**; Kagan, H. *Organic Stereochemistry*, Wiley, NY, **1979**; Testa, B. *Principles of Organic Stereochemistry*, Marcel Dekker, NY, **1979**; Izumi, Y.; Tai, A. *Stereo-Differentiating Reactions*, Academic Press, NY, Kodansha Ltd., Tokyo, **1977**; Natta, G.; Farina, M. *Stereochemistry*, Harper and Row, NY, **1972**; Eliel, E.L. *Elements of Stereochemistry*, Wiley, NY, **1969**; Mislow, K. *Introduction to Stereochemistry*, W. A. Benjamin, NY, **1965**. Two excellent treatments of stereochemistry that, though not recent, contain much that is valid and useful, are Wheland, G.W. *Advanced Organic Chemistry*, 3rd ed., Wiley, NY, **1960**, pp. 195–514; Shriner, R.L.; Adams, R.; Marvel, C.S. in Gilman, H. *Advanced Organic Chemistry*; Vol. 1, 2nd ed., Wiley, NY, **1943**, pp. 214–488. For a historical treatment, see Ramsay, O.B. *Stereochemistry*, Heyden & Son, Ltd., London, **1981**.

²The IUPAC 1974 Recommendations, Section E, Fundamental Stereochemistry, give definitions for most of the terms used in this chapter, as well as rules for naming the various kinds of stereoisomers. They can be found in *Pure Appl. Chem.* **1976**, *45*, 13 and in *Nomenclature of Organic Chemistry*, Pergamon, Elmsford, NY, **1979** (the “Blue Book”).

of nonsuperimposability of an object on its mirror image is called *chirality*. If a molecule is not superimposable on its mirror image, it is *chiral*. If it is superimposable on its mirror image, it is *achiral*. The relationship between optical activity and chirality is absolute. No exceptions are known, and many thousands of cases have been found in accord with it (however, see p. 141). The ultimate criterion, then, for optical activity is chirality (nonsuperimposability on the mirror image). This is both a necessary and a sufficient condition.³ This fact has been used as evidence for the structure determination of many compounds, and historically the tetrahedral nature of carbon was deduced from the hypothesis that the relationship might be true. Note that parity violation represents an essential property of particle and atomic handedness, and has been related to chirality.⁴

If a molecule is nonsuperimposable on its mirror image, the mirror image must be a different molecule, since superimposability is the same as identity. In each case of optical activity of a pure compound there are two and only two isomers, called *enantiomers* (sometimes *enantiomorphs*), which differ in structure only in the left and right handedness of their orientations (Fig. 4.1). Enantiomers have identical⁵ physical and chemical properties except in two important respects:

1. They rotate the plane of polarized light in opposite directions, although in equal amounts. The isomer that rotates the plane to the left (counterclockwise)

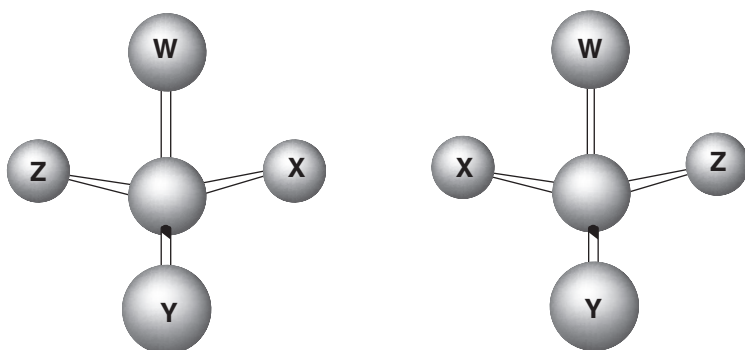


Fig. 4.1. Enantiomers.

³For a discussion of the conditions for optical activity in liquids and crystals, see O'Loane, J.K. *Chem. Rev.* **1980**, *80*, 41. For a discussion of chirality as applied to molecules, see Quack, M. *Angew. Chem. Int. Ed.* **1989**, *28*, 571.

⁴Avalos, M.; Babiano, R.; Cintas, P.; Jiménez, J.L.; Palacios, J.C. *Tetrahedron Asymmetry* **2000**, *11*, 2845.

⁵Interactions between electrons, nucleons, and certain components of nucleons (e.g., bosons), called *weak interactions*, violate parity; that is, mirror-image interactions do not have the same energy. It has been contended that interactions of this sort cause one of a pair of enantiomers to be (slightly) more stable than the other. See Tranter, G.E. *J. Chem. Soc. Chem. Commun.* **1986**, *60*, and references cited therein. See also Barron, L.D. *Chem. Soc. Rev.* **1986**, *15*, 189.

is called the *levo isomer* and is designated (–), while the one that rotates the plane to the right (clockwise) is called the *dextro isomer* and is designated (+). Because they differ in this property they are often called *optical antipodes*.

2. They react at different rates with other chiral compounds. These rates may be so close together that the distinction is practically useless, or they may be so far apart that one enantiomer undergoes the reaction at a convenient rate while the other does not react at all. This is the reason that many compounds are biologically active while their enantiomers are not. Enantiomers react at the same rate with achiral compounds.⁶

In general, it may be said that enantiomers have identical properties in a symmetrical environment, but their properties may differ in an unsymmetrical environment.⁷ Besides the important differences previously noted, enantiomers may react at different rates with achiral molecules if an optically active *catalyst* is present; they may have different solubilities in an optically active *solvent*; they may have different indexes of refraction or absorption spectra *when examined with circularly polarized light*, and so on. In most cases, these differences are too small to be useful and are often too small to be measured.

Although pure compounds are always optically active if they are composed of chiral molecules, mixtures of equal amounts of enantiomers are optically inactive since the equal and opposite rotations cancel. Such mixtures are called *racemic mixtures*⁸ or *racemates*.⁹ Their properties are not always the same as those of the individual enantiomers. The properties in the gaseous or liquid state or in solution usually are the same, since such a mixture is nearly ideal, but properties involving the solid state,¹⁰ such as melting points, solubilities, and heats of fusion, are often different. Thus racemic tartaric acid has a melting point of 204–206°C and a solubility in water at 20°C of 206 g L⁻¹, while for the (+) or the (–) enantiomer, the corresponding figures are 170°C and 1390 g L⁻¹. The separation of a racemic mixture into its two optically active components is called *resolution*. The presence of optical activity always proves that a given compound is chiral, but its absence does not prove that the compound is achiral. A compound that is optically inactive may be achiral, or it may be a racemic mixture (see also, p. 142).

⁶For a reported exception, see Hata, N. *Chem. Lett.* **1991**, 155.

⁷For a review of discriminating interactions between chiral molecules, see Craig, D.P.; Mellor, D.P. *Top. Curr. Chem.* **1976**, 63, 1.

⁸Strictly speaking, the term *racemic mixture* applies only when the mixture of molecules is present as separate solid phases, but in this book we shall use this expression to refer to any equimolar mixture of enantiomeric molecules, liquid, solid, gaseous, or in solution.

⁹For a monograph on the properties of racemates and their resolution, see Jacques, J.; Collet, A.; Wilen, S.H. *Enantiomers, Racemates, and Resolutions*, Wiley, NY, **1981**.

¹⁰For a discussion, see Wynberg, H.; Lorand, J.P. *J. Org. Chem.* **1981**, 46, 2538, and references cited therein.

Dependence of Rotation on Conditions of Measurement

The *amount* of rotation α is not a constant for a given enantiomer; it depends on the length of the sample vessel, the temperature, the solvent¹¹ and concentration (for solutions), the pressure (for gases), and the wavelength of light.¹² Of course, rotations determined for the same compound under the same conditions are identical. The length of the vessel and the concentration or pressure determine the number of molecules in the path of the beam and α is linear with this. Therefore, a number is defined, called the *specific rotation* $[\alpha]$, which is

$$[\alpha] = \frac{\alpha}{lc} \quad \text{for solutions} \quad [\alpha] = \frac{\alpha}{ld} \quad \text{for pure compounds}$$

where α is the observed rotation, l is the cell length in decimeters, c is the concentration in grams per milliliter, and d is the density in the same units. The specific rotation is usually given along with the temperature and wavelength, in this manner: $[\alpha]_{546}^{25}$. These conditions must be duplicated for comparison of rotations, since there is no way to put them into a simple formula. The expression $[\alpha]_D$ means that the rotation was measured with sodium D light; that is, $\lambda = 589$ nm. The molar rotation $[M]_{\lambda}^t$ is the specific rotation times the molecular weight divided by 100.

It must be emphasized that although the value of α changes with conditions, the molecular structure is unchanged. This is true even when the changes in conditions are sufficient to change not only the amount of rotation, but even the direction. Thus one of the enantiomers of aspartic acid, when dissolved in water, has $[\alpha]_D$ equal to $+4.36^\circ$ at 20°C and -1.86° at 90°C , although the molecular structure is unchanged. A consequence of such cases is that there is a temperature at which there is *no* rotation (in this case 75°C). Of course, the other enantiomer exhibits opposite behavior. Other cases are known in which the direction of rotation is reversed by changes in wavelength, solvent, and even concentration.¹³ In theory, there should be no change in $[\alpha]$ with concentration, since this is taken into account in the formula, but associations, dissociations, and solute-solvent interactions often cause nonlinear behavior. For example, $[\alpha]_D^{24}$ for $(-)$ -2-ethyl-2-methylsuccinic acid in CHCl_3 is -5.0° at $c = 16.5$ g 100 mL⁻¹ (0.165 g mL⁻¹), -0.7° at $c = 10.6$, $+1.7^\circ$ at $c = 8.5$, and $+18.9^\circ$ at $c = 2.2$.¹⁴ Note that the concentration is sometimes reported in g 100 mL⁻¹ (as shown) or as g dL⁻¹ (decaliters) rather than the standard grams per milliliter (g mL⁻¹). One should always check the concentration term to be certain. Noted that calculation of the optical rotation of (R) - $(-)$ -3-chloro-1-butene found a remarkably large dependence on the C=C-C-C torsional angle.¹⁵

¹¹A good example is found, in Kumata, Y.; Furukawa, J.; Fueno, T. *Bull. Chem. Soc. Jpn.* **1970**, *43*, 3920.

¹²For a review of polarimetry, see Lyle, G.G.; Lyle, R.E., in Morrison, J.D. *Asymmetric Synthesis*, Vol. 1, Academic Press, NY, **1983**, pp. 13–27.

¹³For examples, see Shriner, R.L.; Adams, R.; Marvel, C.S., in Gilman, H. *Advanced Organic Chemistry*, Vol. 1, 2nd ed. Wiley, NY, **1943**, pp. 291–301.

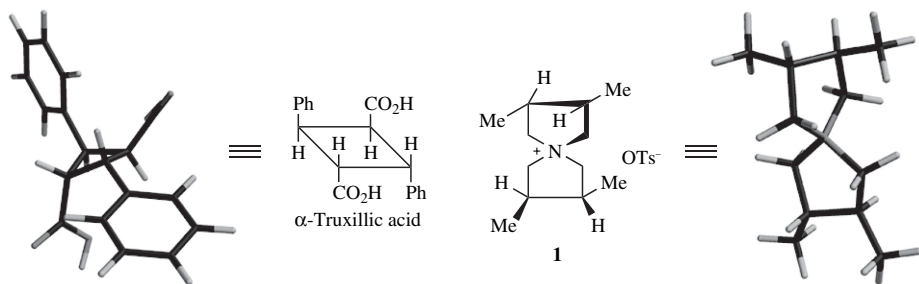
¹⁴Krow, G.; Hill, R.K. *Chem. Commun.* **1968**, 430.

¹⁵Wiberg, K. B.; Vaccaro, P. H.; Cheeseman, J. R. *J. Am. Chem. Soc.* **2003**, *125*, 1888.

However, the observed rotations are a factor of 2.6 smaller than the calculated values, independent of both conformation and wavelength from 589 to 365 nm.

What Kinds of Molecules Display Optical Activity?

Although the ultimate criterion is, of course, nonsuperimposability on the mirror image (chirality), other tests may be used that are simpler to apply but not always accurate. One such test is the presence of a *plane of symmetry*.¹⁶ A plane of symmetry¹⁷ (also called a *mirror plane*) is a plane passing through an object such that the part on one side of the plane is the exact reflection of the part on the other side (the plane acting as a mirror). *Compounds possessing such a plane are always optically inactive*, but there are a few cases known in which compounds lack a plane of symmetry and are nevertheless inactive. Such compounds possess a *center of symmetry*, such as in α -truxillic acid, or an *alternating axis of symmetry* as in **1**.¹⁸ A center of symmetry¹⁷ is a point within an object such that a straight line drawn from any part or element of the object to the center and extended an equal distance on the other side encounters an equal part or element. An alternating axis of symmetry¹⁷ of order n is an axis such that when an object containing such an axis is rotated by $360^\circ/n$ about the axis and then reflection is effected across a plane at right angles to the axis, a new object is obtained that is indistinguishable from the original one. Compounds that lack an alternating axis of symmetry are always chiral.



A molecule that contains just one *chiral (stereogenic) carbon atom* (defined as a carbon atom connected to four different groups; also called an *asymmetric carbon atom*) is always chiral, and hence optically active.¹⁹ As seen in Fig. 4.1, such a

¹⁶For a theoretical discussion of the relationship between symmetry and chirality, including parity violation (Ref. 5), see Barron L.D. *Chem. Soc. Rev.* **1986**, 15, 189.

¹⁷The definitions of plane, center, and alternating axis of symmetry are taken from Eliel, E.L. *Elements of Stereochemistry*, Wiley, NY, **1969**, pp. 6,7. See also Lemière, G.L.; Alderweireldt, F.C. *J. Org. Chem.* **1980**, 45, 4175.

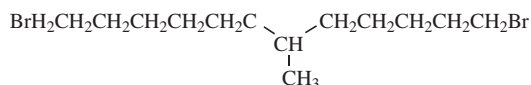
¹⁸McCasland, G.E.; Proskow, S. *J. Am. Chem. Soc.* **1955**, 77, 4688.

¹⁹For discussions of the relationship between a chiral carbon and chirality, see Mislow, K.; Siegel, J. *J. Am. Chem. Soc.* **1984**, 106, 3319; Brand, D.J.; Fisher, J. *J. Chem. Educ.* **1987**, 64, 1035.

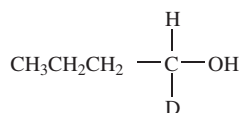
molecule cannot have a plane of symmetry, whatever the identity of W, X, Y, and Z, as long as they are all different. However, the presence of a chiral carbon is neither a necessary nor a sufficient condition for optical activity, since optical activity may be present in molecules with no chiral atom²⁰ and since some molecules with two or more chiral carbon atoms are superimposable on their mirror images, and hence inactive. Examples of such compounds will be discussed subsequently.

Optically active compounds may be classified into several categories.

1. *Compounds with a Stereogenic Carbon Atom.* If there is only one such atom, the molecule must be optically active. This is so no matter how slight the differences are among the four groups. For example, optical activity is present in



Optical activity has been detected even in cases,²¹ such as 1-butanol-1-*d*, where one group is hydrogen and another deuterium.²²



However, the amount of rotation is greatly dependent on the nature of the four groups, in general increasing with increasing differences in polarizabilities among the groups. Alkyl groups have very similar polarizabilities²³ and the optical activity of 5-ethyl-5-propylundecane is too low to be measurable at any wavelength between 280 and 580 nm.²⁴

2. *Compounds with Other Quadrivalent Stereogenic Atoms.*²⁵ Any molecule containing an atom that has four bonds pointing to the corners of a tetrahedron will be optically active if the four groups are different. Among atoms in this category are Si,²⁶ Ge, Sn,²⁷ and N (in quaternary salts or

²⁰For a review of such molecules, see Nakazaki, M. *Top. Stereochem.* **1984**, *15*, 199.

²¹For reviews of compounds where chirality is due to the presence of deuterium or tritium, see Barth, G.; Djerassi, C. *Tetrahedron* **1981**, *24*, 4123; Arigoni, D.; Eliel, E.L. *Top. Stereochem.* **1969**, *4*, 127; Verbit, L. *Prog. Phys. Org. Chem.* **1970**, *7*, 51. For a review of compounds containing chiral methyl groups, see Floss, H.G.; Tsai, M.; Woodard, R.W. *Top. Stereochem.* **1984**, *15*, 253.

²²Streitwieser, Jr., A.; Schaeffer, W.D. *J. Am. Chem. Soc.* **1956**, *78*, 5597.

²³For a discussion of optical activity in paraffins, see Brewster, J.H. *Tetrahedron* **1974**, *30*, 1807.

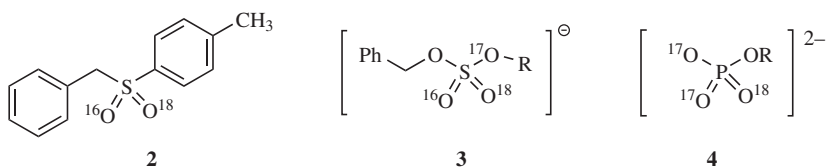
²⁴Ten Hoeve, W.; Wynberg, H. *J. Org. Chem.* **1980**, *45*, 2754.

²⁵For reviews of compounds with asymmetric atoms other than carbon, see Aylett, B.J. *Prog. Stereochem.* **1969**, *4*, 213; Belloli, R. *J. Chem. Educ.* **1969**, *46*, 640; Sokolov, V.I.; Reutov, O.A. *Russ. Chem. Rev.* **1965**, *34*, 1.

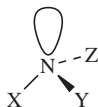
²⁶For reviews of stereochemistry of silicon, see Corriu, R.J.P.; Guérin, C.; Moreau, J.J.E., in Patai, S.; Rappoport, Z. *The Chemistry of Organic Silicon Compounds*, pt. 1, Wiley, NY, **1989**, pp. 305–370, *Top. Stereochem.* **1984**, *15*, 43; Maryanoff, C.A.; Maryanoff, B.E., in Morrison, J.D. *Asymmetric Synthesis*, Vol. 4, Academic Press, NY, **1984**, pp. 355–374.

²⁷For reviews of the stereochemistry of Sn and Ge compounds, see Gielen, M. *Top. Curr. Chem.* **1982**, *104*, 57; *Top. Stereochem.* **1981**, *12*, 217.

N-oxides).²⁸ In sulfones, the sulfur bonds with a tetrahedral array, but since two of the groups are always oxygen, no chirality normally results. However, the preparation²⁹ of an optically active sulfone (**2**) in which one oxygen is ¹⁶O and the other ¹⁸O illustrates the point that slight differences in groups are all that is necessary. This has been taken even further with the preparation of the ester **3**, both enantiomers of which have been prepared.³⁰ Optically active chiral phosphates **4** have similarly been made.³¹



- 3. Compounds with Tervalent Stereogenic Atoms.** Atoms with pyramidal bonding³² might be expected to give rise to optical activity if the atom is connected to three different groups, since the unshared pair of electrons is analogous to a fourth group, necessarily different from the others. For example, a secondary or tertiary amine where X, Y, and Z are different would be expected to be chiral and thus resolvable. Many attempts have been made to resolve such compounds, but until 1968 all of them failed because of *pyramidal inversion*, which is a rapid oscillation of the unshared pair from



one side of the XYZ plane to the other, thus converting the molecule into its enantiomer.³³ For ammonia, there are 2×10^{11} inversions every second. The inversion is less rapid in substituted ammonia derivatives³⁴ (amines,

²⁸For a review, see Davis, F.A.; Jenkins, Jr., R.H., in Morrison, J.D. *Asymmetric Synthesis*, Vol. 4, Academic Press, NY, **1984**, pp. 313–353. The first resolution of a quaternary ammonium salt of this type was done by Pope, W. J.; Peachey, S.J. *J. Chem. Soc.* **1899**, 75, 1127.

²⁹Stirling, C.J.M. *J. Chem. Soc.* **1963**, 5741; Sabol, M.A.; Andersen, K.K. *J. Am. Chem. Soc.* **1969**, 91, 3603; Annunziata, R.; Cinquini, M.; Colonna, S. *J. Chem. Soc. Perkin Trans. 1* **1972**, 2057.

³⁰Lowe, G.; Parratt, M.J. *J. Chem. Soc. Chem. Commun.* **1985**, 1075.

³¹Abbott, S.J.; Jones, S.R.; Weinman, S.A.; Knowles, J.R. *J. Am. Chem. Soc.* **1978**, 100, 2558; Cullis, P.M.; Lowe, G. *J. Chem. Soc. Chem. Commun.* **1978**, 512. For a review, see Lowe, G. *Acc. Chem. Res.* **1983**, 16, 244.

³²For a review of the stereochemistry at trivalent nitrogen, see Raban, M.; Greenblatt, J., in Patai, S. *The Chemistry of Functional Groups, Supplement F*, pt. 1, Wiley, NY, **1982**, pp. 53–83.

³³For reviews of the mechanism of, and the effect of structure on, pyramidal inversion, see Lambert, J.B. *Top. Stereochem.* **1971**, 6, 19; Rauk, A.; Allen, L.C.; Mislow, K. *Angew. Chem. Int. Ed.* **1970**, 9, 400; Lehn, J.M. *Fortschr. Chem. Forsch.* **1970**, 15, 311.

³⁴For example, see Stackhouse, J.; Baechler, R.D.; Mislow, K. *Tetrahedron Lett.* **1971**, 3437, 3441.

amides, etc.). The interconversion barrier for endo versus exo methyl in *N*-methyl-2-azabicyclo[2.2.1]heptane, for example, is 0.3 kcal.³⁵ In this case, torsional strain plays a significant role, along with angle strain, in determining inversion barriers. Two types of nitrogen atom invert particularly slowly, namely, a nitrogen atom in a three-membered ring and a nitrogen atom connected to another atom bearing an unshared pair. Even in such compounds, however, for many years pyramidal inversion proved too rapid to permit isolation of separate isomers. This goal was accomplished²⁸ only when compounds were synthesized in which both features are combined: a nitrogen atom in a three-membered ring connected to an atom containing an unshared pair. For example, the two isomers of 1-chloro-2-methylaziridine (**5** and **6**) were separated and do not interconvert at room temperature.³⁶ In suitable cases this barrier to inversion can result in compounds that are optically active solely because of a chiral trivalent nitrogen atom. For example, **7** has been resolved into its separate enantiomers.³⁷ Note that in this case too, the nitrogen is connected to an atom with an unshared pair. Conformational stability has also been demonstrated for oxaziridines,³⁸ diaziridines (e.g., **8**)³⁹ triaziridines (e.g., **9**),⁴⁰ and 1,2-oxazolidines (e.g., **10**)⁴¹ even although in this case the ring is five membered. However, note that the nitrogen atom in **10** is connected to two oxygen atoms.

Another compound in which nitrogen is connected to two oxygens is **11**. In this case, there is no ring at all, but it has been resolved into (+) and (−) enantiomers ($[\alpha]_D^{20} \approx \pm 3^\circ$).⁴² This compound and

³⁵Forsyth, D.A.; Zhang, W.; Hanley, J.A. *J. Org. Chem.* **1996**, *61*, 1284. Also see Adams, D.B. *J. Chem. Soc. Perkin Trans. 2* **1993**, 567.

³⁶Brois, S.J. *J. Am. Chem. Soc.* **1968**, *90*, 506, 508. See also Shustov, G.V.; Kadorkina, G.K.; Kostyanovsky, R.G.; Rauk, A. *J. Am. Chem. Soc.* **1988**, *110*, 1719; Lehn, J.M.; Wagner, J. *Chem. Commun.* **1968**, 148; Felix, D.; Eschenmoser, A. *Angew. Chem. Int. Ed.* **1968**, *7*, 224; Kostyanovsky, R.G.; Samoilova, Z.E.; Chervin, I.I. *Bull. Acad. Sci. USSR Div. Chem. Sci.* **1968**, 2705, *Tetrahedron Lett.* **1969**, 719. For a review, see Brois, S.J. *Trans. N.Y. Acad. Sci.* **1969**, *31*, 931.

³⁷Schurig, V.; Leyrer, U. *Tetrahedron: Asymmetry* **1990**, *1*, 865.

³⁸Boyd, D.R. *Tetrahedron Lett.* **1968**, 4561; Boyd, D.R.; Spratt, R.; Jerina, D.M. *J. Chem. Soc. C* **1969**, 2650; Montanari, F.; Moretti, I.; Torre, G. *Chem. Commun.* **1968**, 1694; **1969**, 1086; Bucciarelli, M.; Forni, A.; Moretti, I.; Torre, G.; Brückner, S.; Malpezzi, L. *J. Chem. Soc. Perkin Trans. 2* **1988**, 1595. See also Mannschreck, A.; Linss, J.; Seitz, W. *Liebigs Ann. Chem.* **1969**, 727, 224; Forni, A.; Moretti, I.; Torre, G.; Brückner, S.; Malpezzi, L.; Di Silvestro, G.D. *J. Chem. Soc. Perkin Trans. 2* **1984**, 791. For a review of oxaziridines, see Schmitz, E. *Adv. Heterocycl. Chem.* **1979**, *24*, 63.

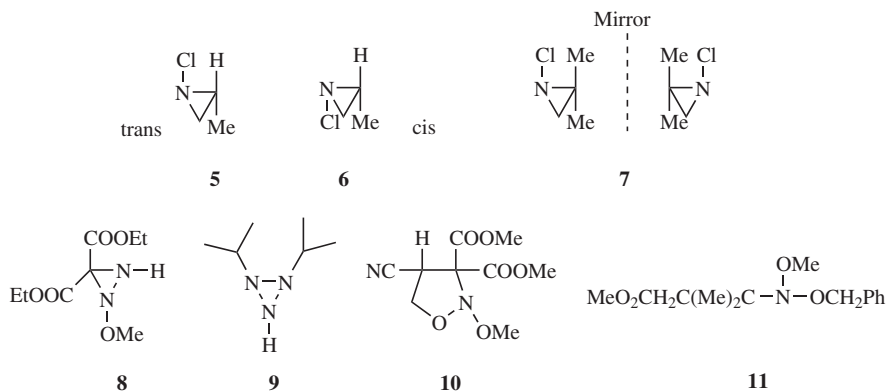
³⁹Shustov, G.V.; Denisenko, S.N.; Chervin, I.I.; Asfandiarov, N.L.; Kostyanovsky, R.G. *Tetrahedron* **1985**, *41*, 5719 and cited references. See also Mannschreck, A.; Radeaglia, R.; Gründemann, E.; Ohme, R. *Chem. Ber.* **1967**, *100*, 1778.

⁴⁰Hilpert, H.; Hoesch, L.; Dreiding, A.S. *Helv. Chim. Acta* **1985**, *68*, 1691, **1987**, *70*, 381.

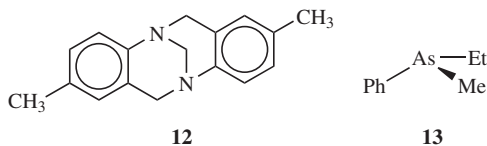
⁴¹Müller, K.; Eschenmoser, A. *Helv. Chim. Acta* **1969**, *52*, 1823; Dobler, M.; Dunitz, J.D.; Hawley, D.M. *Helv. Chim. Acta* **1969**, *52*, 1831.

⁴²Kostyanovsky, R.G.; Rudchenko, V.F.; Shtamburg, V.G.; Chervin, I.I.; Nasibov, S.S. *Tetrahedron* **1981**, *37*, 4245; Kostyanovsky, R.G.; Rudchenko, V.F. *Doklad. Chem.* **1982**, *263*, 121. See also Rudchenko, V.F.; Ignatov, S.M.; Chervin, I.I.; Kostyanovsky, R.G. *Tetrahedron* **1988**, *44*, 2233.

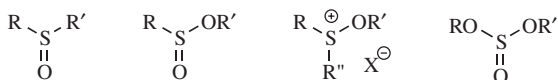
several similar ones reported in the same paper are the first examples of



compounds whose optical activity is solely due to an acyclic trivalent chiral nitrogen atom. However, **11** is not optically stable and racemizes at 20°C with a half-life of 1.22 h. A similar compound (**11**, with OCH₂Ph replaced by OEt) has a longer half-life, 37.5 h at 20°C.



In molecules in which the nitrogen atom is at a bridgehead, pyramidal inversion is of course prevented. Such molecules, if chiral, can be resolved even without the presence of the two structural features noted above. For example, optically active **12** (Tröger's base) has been prepared.⁴³ Phosphorus inverts more slowly and arsenic still more slowly.⁴⁴ Nonbridgehead phosphorus,⁴⁵ arsenic, and antimony compounds have also been resolved, for example, **13**.⁴⁶ Sulfur exhibits pyramidal bonding in sulfoxides, sulfinic



⁴³Prelog, V.; Wieland, P. *Helv. Chim. Acta* **1944**, *27*, 1127.

⁴⁴For reviews, see Yambushev, F.D.; Savin, V.I. *Russ. Chem. Rev.* **1979**, *48*, 582; Gallagher, M.J.; Jenkins, I.D. *Top. Stereochem.* **1968**, *3*, 1; Kamai, G.; Usacheva, G.M. *Russ. Chem. Rev.* **1966**, *35*, 601.

⁴⁵For a review of chiral phosphorus compounds, see Valentine, Jr., D.J., in Morrison, J.D. *Asymmetric Synthesis*, Vol. 4, Academic Press, NY, **1984**, pp. 263–312.

⁴⁶Horner, L.; Fuchs, H. *Tetrahedron Lett.* **1962**, 203.

esters, sulfonium salts, and sulfites. Examples of each of these have been resolved.⁴⁷ An interesting example is (+)-Ph¹²CH₂SO¹³CH₂Ph, a sulfoxide in which the two alkyl groups differ only in ¹²C versus ¹³C, but which has $[\alpha]_{280} = +0.71^\circ$.⁴⁸ A computational study indicates that base-catalyzed inversion at sulfur in sulfoxides is possible via a tetrahedral intermediate.⁴⁹

4. *Suitably Substituted Adamantanes*. Adamantanes bearing four different substituents at the bridgehead positions are chiral and optically active and **14**, for example, has been resolved.⁵⁰ This type of molecule is a kind of expanded tetrahedron and has the same symmetry properties as any other tetrahedron.
5. *Restricted Rotation Giving Rise to Perpendicular Disymmetric Planes*. Certain compounds that do not contain asymmetric atoms are nevertheless chiral because they contain a structure that can be schematically represented as in Fig. 4.2. For these compounds, we can draw two perpendicular planes neither of which can be bisected by a plane of symmetry. If either plane could be so bisected, the

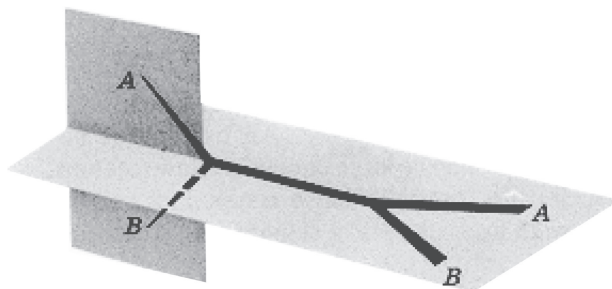
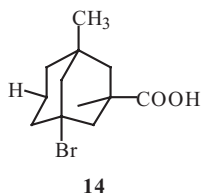


Fig. 4.2. Perpendicular disymmetric planes.

⁴⁷For reviews of chiral organosulfur compounds, see Andersen, K.K., in Patai, S. Rappoport, Z. Stirling, C. *The Chemistry of Sulphones and Sulfoxides*, Wiley, NY, **1988**, pp. 55–94; and, in Stirling, C.J.M. *The Chemistry of the Sulphonium Group*, pt. 1, Wiley, NY, **1981**, pp. 229–312; Barbachyn, M.R.; Johnson, C.R., in Morrison, J.D. *Asymmetric Synthesis* Vol. 4, Academic Press, NY, **1984**, pp. 227–261; Cinquini, M.; Cozzi, F.; Montanari, F., in Bernardi, F.; Csizmadia, I.G.; Mangini, A. *Organic Sulfur Chemistry*; Elsevier, NY, **1985**, pp. 355–407; Mikołajczyk, M.; Drabowicz, J. *Top. Stereochem.* **1982**, *13*, 333.

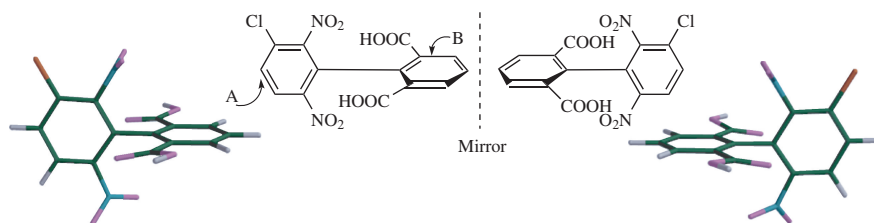
⁴⁸Andersen, K.K.; Colonna, S.; Stirling, C.J.M. *J. Chem. Soc. Chem. Commun.* **1973**, 645.

⁴⁹Balcells, D.; Maseras, F.; Khair, N. *Org. Lett.* **2004**, *6*, 2197.

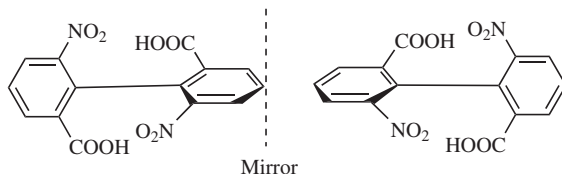
⁵⁰Hamill, H.; McKervey, M.A. *Chem. Commun.* **1969**, 864; Applequist, J.; Rivers, P.; Applequist, D.E. *J. Am. Chem. Soc.* **1969**, *91*, 5705.

molecule would be superimposable on its mirror image, since such a plane would be a plane of symmetry. These points will be illustrated by examples.

Biphenyls containing four large groups in the ortho positions cannot freely rotate about the central bond because of steric hindrance.⁵¹ For example, the activation energy (rotational barrier) for the enantiomerization process was determined, $\Delta G^\ddagger = 21.8 \pm 0.1 \text{ kcal mol}^{-1}$, for the chiral 2-carboxy-2'-methoxy-6-nitrobiphenyl.⁵² In such compounds, the two rings are in perpendicular planes. If either ring is symmetrically substituted, the molecule has a plane of symmetry. For example, consider the biaryls:



Ring B is symmetrically substituted. A plane drawn perpendicular to ring B contains all the atoms and groups in ring A; hence, it is a plane of symmetry and the compound is achiral. On the other hand, consider:



There is no plane of symmetry and the molecule is chiral; many such compounds have been resolved. Note that groups in the para position cannot cause lack of symmetry. Isomers that can be separated only because rotation about single bonds is prevented or greatly slowed are called *atropisomers*.⁵³ 9,9'-Bianthryls also show hindered rotation and exhibit atropisomers.⁵⁴

It is not always necessary for four large ortho groups to be present in order for rotation to be prevented. Compounds with three and even two groups, if large enough, can have hindered rotation and, if suitably substituted, can be resolved. An example is biphenyl-2,2'-bis-sulfonic acid.⁵⁵ In some cases, the groups may be large enough to slow rotation greatly but not to prevent it

⁵¹When the two rings of a biphenyl are connected by a bridge, rotation is of course impossible. For a review of such compounds, see Hall, D.M. *Prog. Stereochem.* **1969**, *4*, 1.

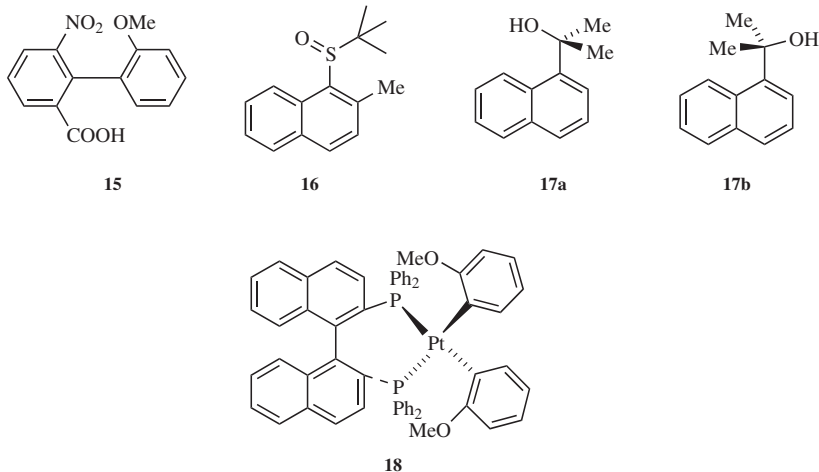
⁵²Ceccacci, F.; Mancini, G.; Mencarelli, P.; Villani, C. *Tetrahedron Asymmetry* **2003**, *14*, 3117.

⁵³For a review, see Ö ki, M. *Top. Stereochem.* **1983**, *14*, 1.

⁵⁴Becker, H.-D.; Langer, V.; Sieler, J.; Becker, H.-C. *J. Org. Chem.* **1992**, *57*, 1883.

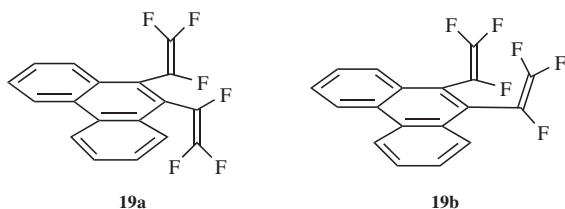
⁵⁵Patterson, W.I.; Adams, R. *J. Am. Chem. Soc.* **1935**, *57*, 762.

completely. In such cases, optically active compounds can be prepared that



slowly racemize on standing. Thus, **15** loses its optical activity with a half-life of 9.4 min in ethanol at 25°C.⁵⁶ Compounds with greater rotational stability can often be racemized if higher temperatures are used to supply the energy necessary to force the groups past each other.⁵⁷

Atropisomerism occurs in other systems as well, including monopyrroles.⁵⁸ Sulfoxide **16**, for example, forms atropisomers with an interconversion barrier with its atropisomer of 18–19 kcal mol⁻¹.⁵⁹ The atropisomers of hindered naphthyl alcohols, such as **17** exist as the *sp*-atropisomer (**17a**) and the *ap*-atropisomer (**17b**).⁶⁰ Atropisomers can also be formed in organometallic compounds, such as the bis(phosphino)platinum complex (see **18**), generated by reaction with R-BINAP (see p. 1801).⁶¹



⁵⁶Stoughton, R.W.; Adams, R. *J. Am. Chem. Soc.* **1932**, *54*, 4426.

⁵⁷For a monograph on the detection and measurement of restricted rotations, see Ōki, M. *Applications of Dynamic NMR Spectroscopy to Organic Chemistry*, VCH, NY, **1985**.

⁵⁸Boiadjev, S.E.; Lightner, S.A. *Tetrahedron Asymmetry* **2002**, *13*, 1721.

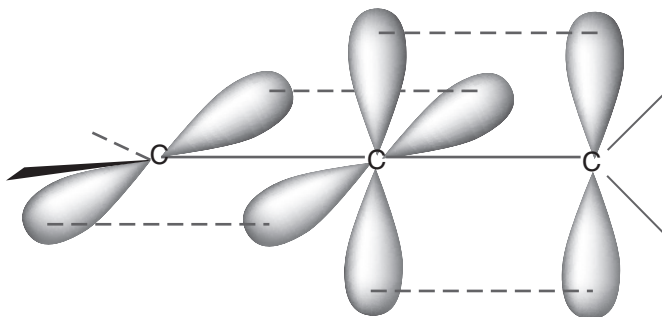
⁵⁹Casarini, D.; Foresti, E.; Gasparrini, F.; Lunazzi, L.; Macciantelli, D.; Misiti, D.; Villani, C. *J. Org. Chem.* **1993**, *58*, 5674.

⁶⁰Casarini, D.; Lunazzi, L.; Mazzanti, A. *J. Org. Chem.* **1997**, *62*, 3315.

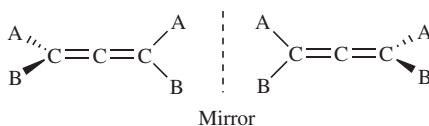
⁶¹Alcock, N.W.; Brown, J.M.; Pérez-Torrente, J.J. *Tetrahedron Lett.* **1992**, *33*, 389. See also, Mikami, K.; Aikawa, K.; Yusa, Y.; Jodry, J.J.; Yamanaka, M. *Synlett* **2002**, 1561.

It is possible to isolate isomers in some cases, often due to restricted rotation. In 9,10-bis(trifluorovinyl)phenanthrene (**19**) torsional diastereomers (see p. 163) are formed. The value of K for interconversion of **19a** and **19b** is 0.48, with $\Delta G^\circ = 15.1 \text{ kcal mol}^{-1}$.⁶² The ability to isolate atropisomers can depend on interactions with solvent, as in the isolation of atropisomeric colchicinoid alkaloids, which have been isolated, characterized, and their dichroic behavior described.⁶³

In allenes, the central carbon is sp bonded. The remaining two p orbitals are perpendicular to each other and each overlaps with the p orbital of one adjacent carbon atom, forcing the two remaining bonds of each carbon into perpendicular planes. Thus allenes fall into the category represented by Fig. 4.2: Like biphenyls, allenes are chiral only if both sides are unsymmetrically substituted.⁶⁴ For example,



These cases are completely different from the cis–trans isomerism of compounds with one double bond (p. 182). In the latter cases, the four groups are all in one plane, the isomers are not enantiomers, and neither is chiral, while in allenes the groups are in two perpendicular planes and the isomers are a pair of optically active enantiomers.



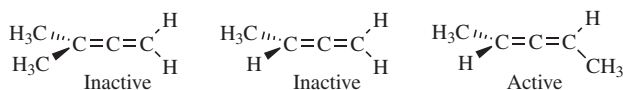
When three, five, or any *odd* number of cumulative double bonds exist, orbital overlap causes the four groups to occupy one plane and cis–trans isomerism is observed. When four, six, or any *even* number of cumulative double bonds

⁶²Dolbier Jr., W.R.; Palmer, K.W. *Tetrahedron Lett.* **1992**, 33, 1547.

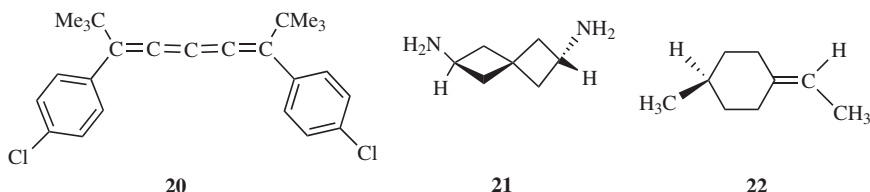
⁶³Cavazza, M.; Zandomenighi, M.; Pietra, F. *Tetrahedron Lett.* **2000**, 41, 9129.

⁶⁴For reviews of allene chirality, see Runge, W., in Landor, S.R. *The Chemistry of the Allenes*, Vol. 3, Academic Press, NY, **1982**, pp. 579–678, and, in Patai, S. *The Chemistry of Ketenes, Allenes, and Related Compounds*, pt. 1, Wiley, NY, **1980**, pp. 99–154; Rossi, R.; Diversi, P. *Synthesis* **1973**, 25.

exist, the situation is analogous to that in the allenes and optical activity is possible. Compound **20** has been resolved.⁶⁵



Among other types of compounds that contain the system illustrated in Fig. 4.2 and that are similarly chiral if both sides are dissymmetric are spiranes (e.g., **21**) and compounds with exocyclic double bonds (e.g., **22**). Atropisomerism exists in (1,5)-bridgedcalix[8]arenes (see p. 123).⁶⁶



6. Chirality Due to a Helical Shape.⁶⁷ Several compounds have been prepared that are chiral because they have a shape that is actually helical and can therefore be left or right handed in orientation. The entire molecule is usually less than one full turn of the helix, but this does not alter the possibility of left and right handedness. An example is hexahelicene,⁶⁸ in which one side of the molecule must lie above the other because of crowding.⁶⁹ The rotational barrier for helicene is $\sim 22.9 \text{ kcal mol}^{-1}$, and is significantly higher when substituents are present.⁷⁰ It has been shown that the dianion of helicene retains its chirality.⁷¹ Chiral discrimination of helicenes is possible.⁷² 1,16-Diazo[6]helicene has also been prepared and, interestingly, does not act as a proton sponge (see p. 386) because the helical structure leaves the basic nitrogen atoms too far apart. Heptalene is another compound that is not planar (p. 67). Its twisted structure makes it

⁶⁵Nakagawa, M.; Shing ū, K.; Naemura, K. *Tetrahedron Lett.* **1961**, 802.

⁶⁶Consoli, G.M.L.; Cunsolo, F.; Geraci, C.; Gavuzzo, E.; Neri, P. *Org. Lett.* **2002**, *4*, 2649.

⁶⁷For a review, see Meurer, K.P.; Vögtle, F. *Top. Curr. Chem.* **1985**, *127*, 1. See also Laarhoven, W.H.; Prinsen, W.J.C. *Top. Curr. Chem.* **1984**, *125*, 63; Martin, R.H. *Angew. Chem. Int. Ed.* **1974**, *13*, 649.

⁶⁸Newman, M.S.; Lednicer, D. *J. Am. Chem. Soc.* **1956**, *78*, 4765. Optically active heptahelicene has also been prepared, as have higher helicenes: Martin, R.H.; Baes, M. *Tetrahedron* **1975**, *31*, 2135; Bernstein, W.J.; Calvin, M.; Buchardt, O. *J. Am. Chem. Soc.* **1972**, *94*, 494, **1973**, *95*, 527; Defay, N.; Martin, R.H. *Bull. Soc. Chim. Belg.* **1984**, *93*, 313. Even pentahelicene is crowded enough to be chiral: Goedicke, C.; Stegemeyer, H. *Tetrahedron Lett.* **1970**, 937; Bestmann, H.J.; Roth, W. *Chem. Ber.* **1974**, *107*, 2923.

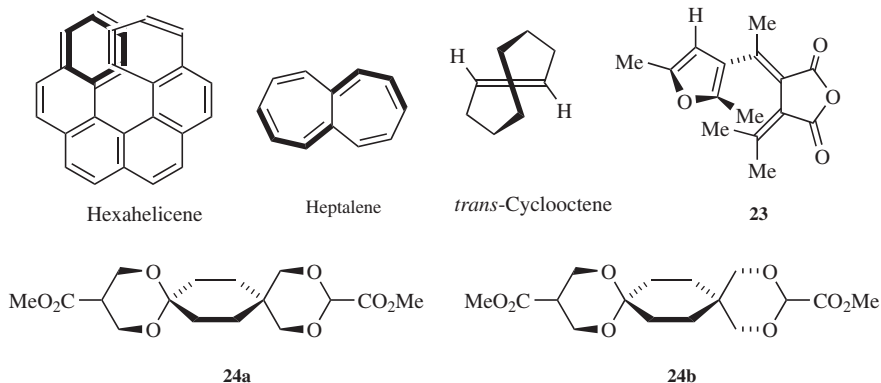
⁶⁹For reviews of the helicenes, see Laarhoven, W.H.; Prinsen, W.J.C. *Top. Curr. Chem.* **1984**, *125*, 63; Martin, R.H. *Angew. Chem. Int. Ed.* **1974**, *13*, 649.

⁷⁰Janke, R.H.; Haufe, G.; Würthwein, E.-U.; Borkent, J.H. *J. Am. Chem. Soc.* **1996**, *118*, 6031.

⁷¹Frim, R.; Goldblum, A.; Rabinovitz, M. *J. Chem. Soc. Perkin Trans. 2* **1992**, 267.

⁷²Murguly, E.; McDonald, R.; Branda, N.R. *Org. Lett.* **2000**, *2*, 3169.

chiral, but the enantiomers rapidly interconvert.⁷³



trans-Cyclooctene (see also, p. 184) also exhibits helical chirality because the carbon chain must lie above the double bond on one side and below it on the other.⁷⁴ Similar helical chirality also appears in fulgide **23**⁷⁵ and dispiro-1,3-dioxane, **24**, shows two enantiomers, **24a** and **24b**.⁷⁶

7. *Optical Activity Caused by Restricted Rotation of Other Types.* Substituted paracyclophanes may be optically active⁷⁷ and **25**, for example, has been resolved.⁷⁸ In this case, chirality results because the benzene ring cannot rotate in such a way that the carboxyl group goes through the alicyclic ring. Many chiral layered cyclophanes, (e.g., **26**) have been prepared.⁷⁹ Another cyclophane⁸⁰ with a different type of chirality is [12][12]paracyclophane (**27**), where the chirality arises from the relative orientation of the two rings attached to the central benzene ring.⁸¹ An acetylenic cyclophane was shown to have helical chirality.⁸² Metallocenes substituted with at least two different groups on one ring are also chiral.⁸³

⁷³Staab, H.A.; Diehm, M.; Krieger, C. *Tetrahedron Lett.* **1994**, 35, 8357.

⁷⁴Cope, A.C.; Ganellin, C.R.; Johnson Jr., H.W.; Van Auken, T.V.; Winkler, H.J.S. *J. Am. Chem. Soc.* **1963**, 85, 3276. Also see Levin, C.C.; Hoffmann, R. *J. Am. Chem. Soc.* **1972**, 94, 3446.

⁷⁵Yokoyama, Y.; Iwai, T.; Yokoyama, Y.; Kurita, Y. *Chem. Lett.* **1994**, 225.

⁷⁶Grosu, I.; Mager, S.; Plé, G.; Mesáros, E. *Tetrahedron* **1996**, 52, 12783.

⁷⁷For an example, see Rajakumar, P.; Srisailas, M. *Tetrahedron* **2001**, 57, 9749.

⁷⁸Blomquist, A.T.; Stahl, R.E.; Meinwald, Y.C.; Smith, B.H. *J. Org. Chem.* **1961**, 26, 1687. For a review of chiral cyclophanes and related molecules, see Schlögl, K. *Top. Curr. Chem.* **1984**, 125, 27.

⁷⁹Nakazaki, M.; Yamamoto, K.; Tanaka, S.; Kametani, H. *J. Org. Chem.* **1977**, 42, 287. Also see Pelter, A.; Crump, R.A.N.C.; Kidwell, H. *Tetrahedron Lett.* **1996**, 37, 1273. for an example of a chiral [2.2]paracyclophane.

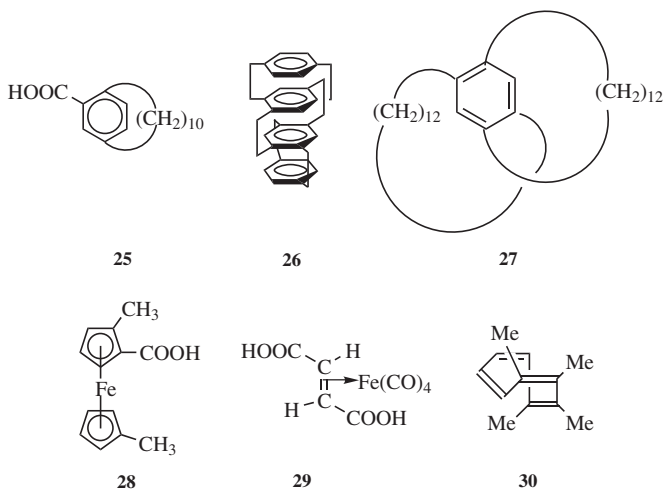
⁸⁰For a treatise on the quantitative chirality of helicenes, see Katzenelson, O.; Edelstein, J.; Avnir, D. *Tetrahedron Asymmetry* **2000**, 11, 2695.

⁸¹Chan, T.-L.; Hung, C.-W.; Man, T.-O.; Leung, M.-k. *J. Chem. Soc. Chem. Commun.* **1994**, 1971.

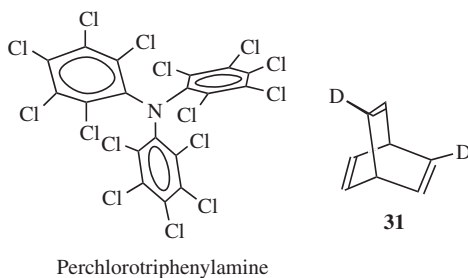
⁸²Collins, S.K.; Yap, G.P.A.; Fallis, A.G. *Org. Lett.* **2000**, 2, 3189.

⁸³For reviews on the stereochemistry of metallocenes, see Schlögl, K. *J. Organomet. Chem.* **1986**, 300, 219, *Top. Stereochem.* **1967**, 1, 39; *Pure Appl. Chem.* **1970**, 23, 413.

Several hundred such compounds have been resolved, one example



being **28**. Chirality is also found in other metallic complexes of suitable geometry.⁸⁴ For example, fumaric acid–iron tetracarbonyl (**29**) has been resolved.⁸⁵ 1,2,3,4-Tetramethylcyclooctatetraene (**30**) is also chiral.⁸⁶ This molecule, which exists in the tub form (p. 71), has



neither a plane nor an alternating axis of symmetry. Another compound that is chiral solely because of hindered rotation is the propeller-shaped perchlorotriphenylamine, which has been resolved.⁸⁷ The 2,5-dideuterio

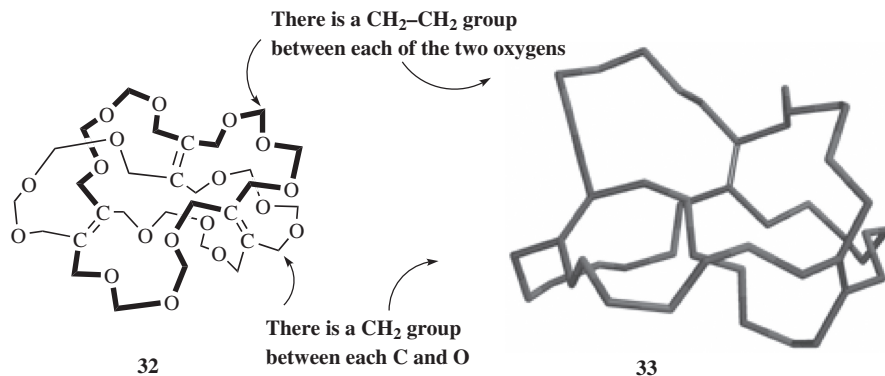
⁸⁴For reviews of such complexes, see Paiaro, G. *Organomet. Chem. Rev. Sect. A* **1970**, 6, 319.

⁸⁵Paiaro, G.; Palumbo, R.; Musco, A.; Panunzi, A. *Tetrahedron Lett.* **1965**, 1067; also see Paiaro, G.; Panunzi, A. *J. Am. Chem. Soc.* **1964**, 86, 5148.

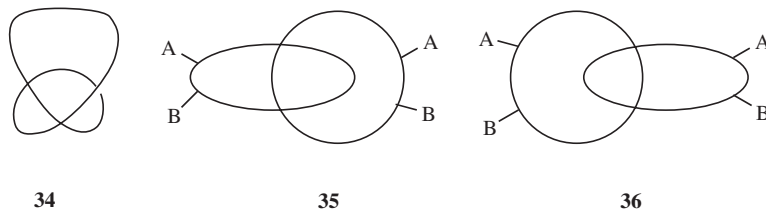
⁸⁶Paquette, L.A.; Gardlik, J.M.; Johnson, L.K.; McCullough, K.J. *J. Am. Chem. Soc.* **1980**, 102, 5026.

⁸⁷Okamoto, Y.; Yashima, E.; Hatada, K.; Mislow, K. *J. Org. Chem.* **1984**, 49, 557. For a conformational study concerning stereomutation of the helical enantiomers of trigonal carbon diaryl-substituted compounds by dynamic NMR, see Grilli, S.; Lunazzi, L.; Mazzanti, A.; Casarini, D.; Femoni, C. *J. Org. Chem.* **2001**, 66, 488.

derivative (**31**) of barrelene is chiral, although the parent hydrocarbon and the monodeuterio derivative are not. Compound **25** has been prepared in optically active form⁸⁸ and is another case where chirality is due to isotopic substitution.



The main molecular chain in compound **32** has the form of a Möbius strip (see Fig. 15.7 and 3D model **33**).⁸⁹ This molecule has no stereogenic carbons, nor does it have a rigid shape a plane nor an alternating axis of symmetry. However, **32** has been synthesized and has been shown to be chiral.⁹⁰ Rings containing 50 or more members should be able to exist as knots (**34**, and see **39** on p. 133 in Chapter 3). Such a knot would be nonsuperimposable on its mirror image. Calixarenes,⁹¹ crown ethers,⁹² catenanes, and rotaxanes (see p. 131) can also be chiral if suitably substituted.⁹³ For example, **40** and **41** are nonsuperimposable mirror images.



⁸⁸Lightner, D.A.; Paquette, L.A.; Chayangkoon, P.; Lin, H.; Peterson, J.R. *J. Org. Chem.* **1988**, *53*, 1969.

⁸⁹For a review of chirality in Möbius-strip molecules catenanes, and knots, see Walba, D.M. *Tetrahedron* **1985**, *41*, 3161.

⁹⁰Walba, D.M.; Richards, R.M.; Haltiwanger, R.C. *J. Am. Chem. Soc.* **1982**, *104*, 3219.

⁹¹Iwanek, W.; Wolff, C.; Mattay, J. *Tetrahedron Lett.* **1995**, *36*, 8969.

⁹²de Vries, E.F.J.; Steenwinkel, P.; Brussee, J.; Kruse, C.G.; van der Gen, A. *J. Org. Chem.* **1993**, *58*, 4315; Pappalardo, S.; Palrasi, M.F. *Tetrahedron Lett.* **1996**, *37*, 1493; Geraci, C.; Piattelli, M.; Neri, P. *Tetrahedron Lett.* **1996**, *37*, 7627.

⁹³For a discussion of the stereochemistry of these compounds, see Schill, G. *Catenanes, Rotaxanes, and Knots*; Academic Press, NY, **1971**, pp. 11–18.

Creation of a Stereogenic Center

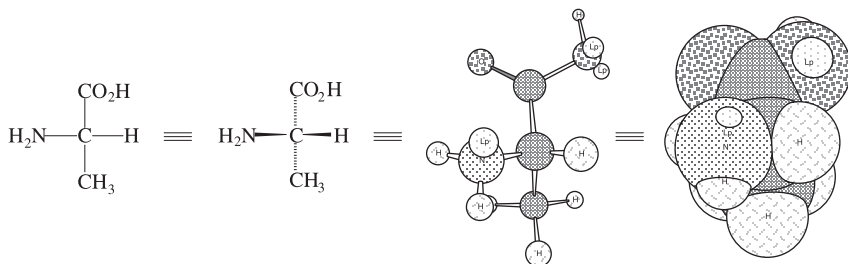
Any structural feature of a molecule that gives rise to optical activity may be called a *stereogenic center* (the older term is chiral center). In many reactions, a new chiral center is created, for example,



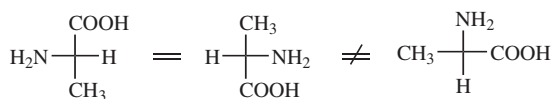
If the reagents and reaction conditions are all symmetrical, the product must be a racemic mixture. No optically active material can be created if all starting materials and conditions are optically inactive.⁹⁴ This statement also holds when one begins with a racemic mixture. Thus racemic 2-butanol, treated with HBr, must give racemic 2-bromobutane.

The Fischer Projection

For a thorough understanding of stereochemistry it is useful to examine molecular models (like those depicted in Fig. 4.1). However, this is not feasible when writing on paper or a blackboard. In 1891, Emil Fischer greatly served the interests of chemistry by inventing the Fischer projection, a method of representing tetrahedral carbons on paper. By this convention, the model is held so that the two bonds in front of the paper are horizontal and those behind the paper are vertical.

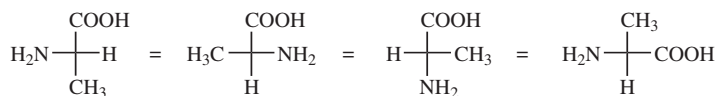


In order to obtain proper results with these formulas, it should be remembered that they are projections and must be treated differently from the models in testing for superimposability. Every plane is superimposable on its mirror image; hence with these formulas there must be added the restriction that they may not be taken out of the plane of the blackboard or paper. Also, they may not be rotated 90°, although 180° rotation is permissible:



⁹⁴There is one exception to this statement. In a very few cases, racemic mixtures may crystallize from solution in such a way that all the (+) molecules go into one crystal and the (-) molecules into another. If one of the crystals crystallizes before the other, a rapid filtration results in optically active material. For a discussion, see Pincock, R.E.; Wilson, K.R. *J. Chem. Educ.* **1973**, *50*, 455.

It is also permissible to keep any one group fixed and to rotate the other three clockwise or counterclockwise (because this can be done with models):

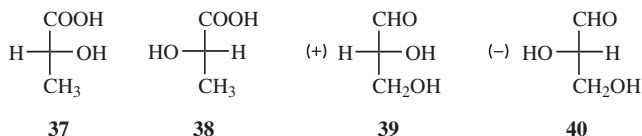


However, the *interchange* of any two groups results in the conversion of an enantiomer into its mirror image (this applies to models as well as to the Fischer projections).

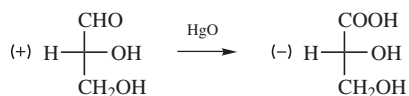
With these restrictions Fischer projections may be used instead of models to test whether a molecule containing asymmetric carbons is superimposable on its mirror image. However, there are no such conventions for molecules whose chirality arises from anything other than chiral atoms; when such molecules are examined on paper, 3D pictures must be used. With models or 3D pictures there are no restrictions about the plane of the paper.

Absolute Configuration

Suppose we have two test tubes, one containing (–)-lactic acid and the other the (+) enantiomer. One test tube contains **37** and the other **38**. How do we know which is which? Chemists in the early part of the twentieth century pondered this problem and



decided that they could not know: for lactic acid or any other compound. Therefore Rosanoff proposed that one compound be chosen as a standard and a configuration be arbitrarily assigned to it. The compound chosen was glyceraldehyde because of its relationship to the sugars. The (+) isomer was assigned the configuration shown in **39** and given the label D. The (–) isomer, designated to be **39**, was given the label L. Once a standard was chosen, other compounds could then be related to it. For example, (+)-glyceraldehyde, oxidized with mercuric oxide, gives (–)-glyceric acid:



Since it is highly improbable that the configuration at the central carbon changed, it can be concluded that (–)-glyceric acid has the same configuration as (+)-glyceraldehyde and therefore (–)-glyceric acid is also called D. This example emphasizes that molecules with the same configuration need not rotate the plane of polarized light in the same direction. This fact should not surprise us when we remember that the same compound can rotate the plane in opposite directions under different conditions.

Once the configuration of the glyceric acids was known (in relation to the glyceraldehydes), it was then possible to relate other compounds to either of these, and each time a new compound was related, others could be related to *it*. In this way, many thousands of compounds were related, indirectly, to D- or L-glyceraldehyde, and it was determined that **37**, which has the D configuration, is the isomer that rotates the plane of polarized light to the left. Even compounds without asymmetric atoms, such as biphenyls and allenes, have been placed in the D or L series.⁹⁵ When a compound has been placed in the D or L series, its *absolute configuration* is said to be known.⁹⁶

In 1951, it became possible to determine whether Rosanoff's guess was right. Ordinary X-ray crystallography cannot distinguish between a D and a L isomer, but by use of a special technique, Bijvoet was able to examine sodium rubidium tartrate and found that Rosanoff had made the correct choice.⁹⁷ It was perhaps historically fitting that the first true absolute configuration should have been determined on a salt of tartaric acid, since Pasteur made his great discoveries on another salt of this acid.

In spite of the former widespread use of D and L to denote absolute configuration, the method is not without faults. The designation of a particular enantiomer as D or L can depend on the compounds to which it is related. Examples are known where an enantiomer can, by five or six steps, be related to a known D compound, and by five or six other steps, be related to the L enantiomer of the same compound. In a case of this sort, an arbitrary choice of D or L must be used. Because of this and other flaws, the DL system is no longer used, except for certain groups of compounds, such as carbohydrates and amino acids.

The Cahn–Ingold–Prelog System

The system that has replaced the DL system is the *Cahn–Ingold–Prelog* system, in which the four groups on an asymmetric carbon are ranked according to a set of sequence rules.⁹⁸ For our purposes, we confine ourselves to only a few

⁹⁵The use of small *d* and *l* is now discouraged, since some authors used it for rotation, and some for configuration. However, a racemic mixture is still a *dl* mixture, since there is no ambiguity here.

⁹⁶For lists of absolute configurations of thousands of compounds, with references, mostly expressed as (*R*) or (*S*) rather than D or L, see Klyne, W.; Buckingham, J. *Atlas of Stereochemistry*, 2nd ed., 2 vols., Oxford University Press: Oxford, 1978; Jacques, J.; Gros, C.; Bourcier, S.; Brienne, M.J.; Toullec, J. *Absolute Configurations* (Vol. 4 of *Kagan Stereochemistry*), Georg Thieme Publishers, Stuttgart, 1977.

⁹⁷Bijvoet, J.M.; Peerdeman, A.F.; van Bommel, A.J. *Nature (London)* 1951, 168, 271. For a list of organic structures whose absolute configurations have been determined by this method, see Neidle, S.; Rogers, D.; Allen, F.H. *J. Chem. Soc. C* 1970, 2340.

⁹⁸For descriptions of the system and sets of sequence rules, see *Pure Appl. Chem.* 19767, 45, 13; *Nomenclature of Organic Chemistry*, Pergamon, Elmsford, NY, 1979 (the Blue Book); Cahn, R.S.; Ingold, C.K.; Prelog, V. *Angew. Chem. Int. Ed.* 1966, 5, 385; Cahn, R.S. *J. Chem. Educ.* 1964, 41, 116; Fernelius, W.C.; Loening, K.; Adams, R.M. *J. Chem. Educ.* 1974, 51, 735. See also, Prelog, V.; Helmchen, G. *Angew. Chem. Int. Ed.* 1982, 21, 567. Eliel, E.L.; Wilen, S.H.; Mander, L.N. *Stereochemistry of Organic Compounds*, Wiley-Interscience, NY, 1994, pp. 101–147. Also see, Smith, M.B. *Organic Synthesis*, 2nd ed., McGraw-Hill, NY, 2001, pp. 13–20.

of these rules, which are sufficient to deal with the vast majority of chiral compounds.

1. Substituents are listed in order of decreasing atomic number of the atom directly joined to the carbon.
2. Where two or more of the atoms connected to the asymmetric carbon are the same, the atomic number of the second atom determines the order. For example, in the molecule $\text{Me}_2\text{CH}-\text{CHBr}-\text{CH}_2\text{OH}$, the CH_2OH group takes precedence over the Me_2CH group because oxygen has a higher atomic number than carbon. Note that this is so even although there are two carbons in Me_2CH and only one oxygen in CH_2OH . If two or more atoms connected to the second atom are the same, the third atom determines the precedence, and so on.
3. All atoms except hydrogen are formally given a valence of 4. Where the actual valence is less (as in nitrogen, oxygen, or a carbanion), phantom atoms (designated by a subscript 0) are used to bring the valence up to four. These phantom atoms are assigned an atomic number of zero and necessarily rank lowest. Thus the ligand $-\text{HNHMe}_2$ ranks higher than $-\text{NMe}_2$.
4. A tritium atom takes precedence over deuterium, which in turn takes precedence over ordinary hydrogen. Similarly, any higher isotope (e.g., ^{14}C) takes precedence over any lower one.
5. Double and triple bonds are counted as if they were split into two or three single bonds, respectively, as in the examples in Table 4.1 (note the treatment of the phenyl group). Note that in a $\text{C}=\text{C}$ double bond, the two carbon atoms are *each* regarded as being connected to two carbon atoms and that one of the latter is counted as having three phantom substituents.

As an exercise, we shall compare the four groups in Table 4.1. The first atoms are connected, respectively, to (H, O, O), (H, C, C), (C, C, C), and (C, C, C). That is enough to establish that $-\text{CHO}$ ranks first and $-\text{CH}=\text{CH}_2$ last, since even one

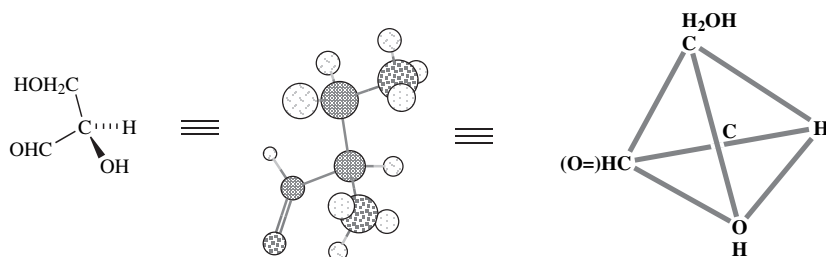
TABLE 4.1. How Four Common Groups Are Treated in the Cahn-Ingold-Prelog System

Group	Treated as If It Were	Group	Treated as If It Were
$-\text{C}\equiv\text{C}-\text{H}$		$-\text{C}_6\text{H}_5$	

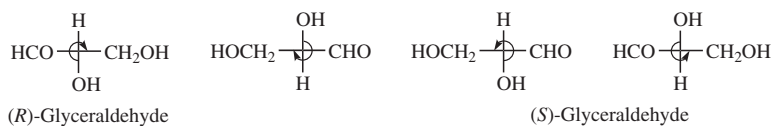
oxygen outranks three carbons and three carbons outrank two carbons and a hydrogen. To classify the remaining two groups we must proceed further along the chains. We note that $-\text{C}_6\text{H}_5$ has two of its (C, C, C) carbons connected to (C, C, H), while the third is $(_{000})$ and is thus preferred to $-\text{C}\equiv\text{CH}$, which has only one (C, C, H) and two $(_{000})$ s.

By application of the above rules, some groups in descending order of precedence are COOH , COPh , COMe , CHO , $\text{CH}(\text{OH})_2$, *o*-tolyl, *m*-tolyl, *p*-tolyl, phenyl, $\text{C}\equiv\text{CH}$, *tert*-butyl, cyclohexyl, vinyl, isopropyl, benzyl, neopentyl, allyl, *n*-pentyl, ethyl, methyl, deuterium, and hydrogen. Thus the four groups of glyceraldehyde are arranged in the sequence: OH, CHO, CH_2OH , H.

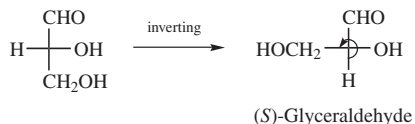
Once the order is determined, the molecule is held so that the lowest group in the sequence is pointed away from the viewer. Then if the other groups, in the order listed, are oriented clockwise, the molecule is designated (*R*), and if counterclockwise, (*S*). For glyceraldehyde, the (+) enantiomer is (*R*):



Note that when a compound is written in the Fischer projection, the configuration can easily be determined without constructing the model.⁹⁹ If the lowest ranking group is either at the top or the bottom (because these are the two positions pointing away from the viewer), the (*R*) configuration is present if the other three groups in descending order are clockwise, for example,



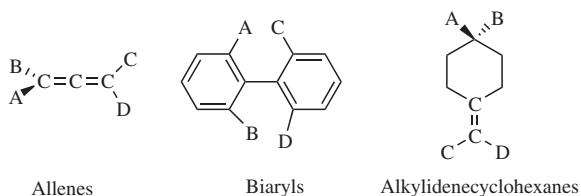
If the lowest ranking group is not at the top or bottom, one can simply interchange it with the top or bottom group, bearing in mind that in so doing, one is inverting the configuration, for example:



Therefore the original compound was (*R*)-glyceraldehyde.

⁹⁹For a discussion of how to determine (*R*) or (*S*) from other types of formula, see Eliel, E.L. *J. Chem. Educ.* **1985**, 62, 223.

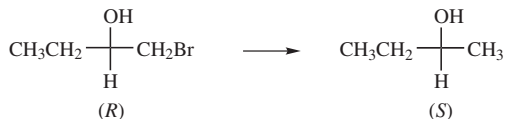
The Cahn–Ingold–Prelog system is unambiguous and easily applicable in most cases. Whether to call an enantiomer (*R*) or (*S*) does not depend on correlations, but the configuration must be known before the system can be applied and this does depend on correlations. The Cahn–Ingold–Prelog system has also been extended to chiral compounds that do not contain stereogenic centers, but have a chiral axis.¹⁰⁰ Compounds having a chiral axis include unsymmetrical allenes, biaryls that exhibit atropisomerism (see p. 146), and alkylidene cyclohexane derivatives, molecular propellers and gears, helicenes, cyclophanes, annulenes, *trans*-cycloalkenes, and metallocenes. A series of rules have been proposed to address the few cases where the rules can be ambiguous, as in cyclophanes and other systems.¹⁰¹



Methods of Determining Configuration¹⁰²

In all the methods,¹⁰³ it is necessary to relate the compound of unknown configuration to another whose configuration is known. The most important methods of doing this are

1. Conversion of the unknown to, or formation of the unknown from, a compound of known configuration without disturbing the chiral center. See the glyceraldehyde–glyceric acid example above (p. 154). Since the chiral



¹⁰⁰Eliel, E.L.; Wilen, S.H.; Mander, L.N. *Stereochemistry of Organic Compounds*, Wiley, NY, **1994**, pp. 1119–1190. For a discussion of these rules, as well as for a review of methods for establishing configurations of chiral compounds not containing a stereogenic center, see Krow, G. *Top. Stereochem.* **1970**, *5*, 31.

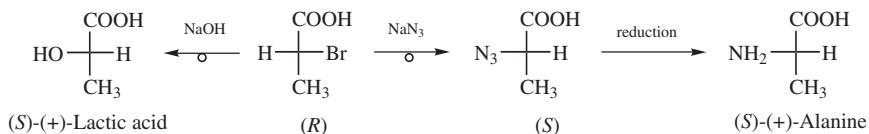
¹⁰¹Dodziuk, H.; Mirowicz, M. *Tetrahedron Asymmetry* **1990**, *1*, 171; Mata, P.; Lobo, A.M.; Marshall, C.; Johnson, A.P. *Tetrahedron Asymmetry* **1993**, *4*, 657; Perdih, M.; Razinger, M. *Tetrahedron Asymmetry* **1994**, *5*, 835.

¹⁰²For a monograph, see Kagan, H.B. *Determination of Configuration by Chemical Methods* (Vol. 3 of Kagan, H.B. *Stereochemistry*), Georg Thieme Publishers: Stuttgart, **1977**. For reviews, see Brewster, J.H., in Bentley, K.W.; Kirby, G.W. *Elucidation of Organic Structures by Physical and Chemical Methods*, 2nd ed. (Vol. 4 of Weissberger, A. *Techniques of Chemistry*), pt. 3, Wiley, NY, **1972**, pp. 1–249; Klyne, W.; Scopes, P.M. *Prog. Stereochem.* **1969**, *4*, 97; Schlenk Jr., W. *Angew. Chem. Int. Ed.* **1965**, *4*, 139. For a review of absolute configuration of molecules in the crystalline state, see Addadi, L.; Berkovitch-Yellin, Z.; Weissbuch, I.; Lahav, M.; Leiserowitz, L. *Top. Stereochem.* **1986**, *16*, 1.

¹⁰³Except the X-ray method of Bijvoet.

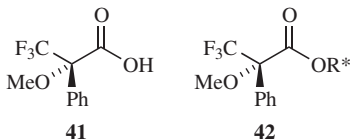
center was not disturbed, the unknown obviously has the same configuration as the known. This does not necessarily mean that if the known is (*R*), the unknown is also (*R*). This will be so if the sequence is not disturbed, but not otherwise. For example, when (*R*)-1-bromo-2-butanol is reduced to 2-butanol without disturbing the chiral center, the product is the (*S*) isomer, even although the configuration is unchanged, because CH_3CH_2 ranks lower than BrCH_2 , but higher than CH_3 .

2. Conversion at the chiral center if the mechanism is known. Thus, the $\text{S}_{\text{N}}2$ mechanism proceeds with inversion of configuration at an asymmetric carbon (see p. 426) It was by a series of such transformations that lactic acid was related to alanine:



See also, the discussion on p. 427.

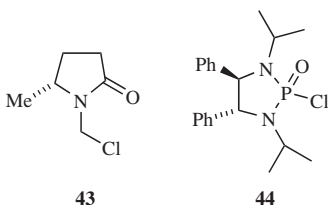
3. Biochemical methods. In a series of similar compounds, such as amino acids or certain types of steroids, a given enzyme will usually attack only molecules with one kind of configuration. If the enzyme attacks only the *L* form of eight amino acids, say, then attack on the unknown ninth amino acid will also be on the *L* form.
4. Optical comparison. It is sometimes possible to use the sign and extent of rotation to determine which isomer has which configuration. In a homologous series, the rotation usually changes gradually and in one direction. If the configurations of enough members of the series are known, the configurations of the missing ones can be determined by extrapolation. Also certain groups contribute more or less fixed amounts to the rotation of the parent molecule, especially when the parent is a rigid system, such as a steroid.
5. The special X-ray method of Bijvoet gives direct answers and has been used in a number of cases.⁸⁶



6. One of the most useful methods for determining enantiomeric composition is to derivatize the alcohol with a chiral nonracemic reagent and examine the ratio of resulting diastereomers by gas chromatography (gc).¹⁰⁴ There are many derivatizing agents available, but the most widely used are derivatives of α -methoxy- α -trifluoromethylphenyl acetic acid (MTPA, Mosher's acid,

¹⁰⁴Parker, D. *Chem. Rev.* **1991**, *91*, 1441.

41).¹⁰⁵ Reaction with a chiral nonracemic alcohol (R*OH, where R* is a group containing a stereogenic center) generates a Mosher's ester (42) that can be analyzed for diastereomeric composition by ¹H or ¹⁹F NMR, as well as by chromatographic techniques.¹⁰⁶ Alternatively, complexation with lanthanide shift reagents allow the signals of the MTPA ester to be resolved and used to determine enantiomeric composition.¹⁰⁷ This nmr method, as well as other related methods,¹⁰⁸ are effective for determining the absolute configuration of an alcohol of interest (R*OH).¹⁰⁹ Two, of many other reagents that have been developed to allow the enantiopurity of alcohols and amines to be determined include 43 and 44. Chloromethyl lactam 43 reacts with R*OH or R*NHR (R*NH₂),¹¹⁰ forming derivatives that allow analysis by ¹H NMR and 44 reacts with alkoxides (R*O⁻)¹¹¹ to form a derivative that can be analyzed by ³¹P NMR. For a more detailed discussion of methods to determine optical purity (see p. 179).



7. Other methods have also been used for determining absolute configuration in a variety of molecules, including optical rotatory dispersion,¹¹² circular dichroism,^{113,114} and asymmetric synthesis (see p. 166). Optical rotatory dispersion (ORD) is a measurement of specific rotation, $[\alpha]$, as a function of wavelength.¹¹⁵ The change of specific rotation $[\alpha]$ or molar rotation $[\Phi]$

¹⁰⁵Dale, J. A.; Dull, D.L.; Mosher, H. S. *J. Org. Chem.* **1969**, 34, 2543; Dale, J.A.; Mosher, H.S. *J. Am. Chem. Soc.* **1973**, 95, 512.

¹⁰⁶See Mori, K.; Akao, H. *Tetrahedron Lett.* **1978**, 4127; Plummer, E.L.; Stewart, T.E.; Byrne, K.; Pearce, G.T.; Silverstein, R.M. *J. Chem. Ecol.* **1976**, 2, 307. See also Seco, J.M.; Quiñoá, E.; Riguera, R. *Tetrahedron Asymmetry* **2000**, 11, 2695.

¹⁰⁷Yamaguchi, S.; Yasuhara, F.; Kabuto, K. *Tetrahedron* **1976**, 32, 1363; Yasuhara, F.; Yamaguchi, S. *Tetrahedron Lett.* **1980**, 21, 2827; Yamaguchi, S.; Yasuhara, F. *Tetrahedron Lett.* **1977**, 89.

¹⁰⁸Latypov, S.K.; Ferreiro, M.J.; Quiñoá, E.; Riguera, R. *J. Am. Chem. Soc.* **1998**, 120, 4741; Latypov, S.K.; Seco, J.M.; Quiñoá, E.; Riguera, R. *J. Org. Chem.* **1995**, 60, 1538.

¹⁰⁹Seco, J.M.; Quiñoá, E.; Riguera, R. *Chem. Rev.* **2004**, 104, 17.

¹¹⁰Smith, M.B.; Dembofsky, B.T.; Son, Y.C. *J. Org. Chem.* **1994**, 59, 1719; Latypov, S.K.; Riguera, R.; Smith, M.B.; Polivkova, J. *J. Org. Chem.* **1998**, 63, 8682.

¹¹¹Alexakis, A.; Mutti, S.; Mangeney, P. *J. Org. Chem.* **1992**, 57, 1224.

¹¹²See Ref. 268 for books and reviews on optical rotatory dispersion and CD. For predictions about anomalous ORD, see Polavarapu, P.L.; Zhao, C. *J. Am. Chem. Soc.* **1999**, 121, 246.

¹¹³Gawroński, J.; Grajewski, J. *Org. Lett.* **2003**, 5, 3301. See Ref. 268.

¹¹⁴For a determination of the absolute configuration of chiral sulfoxides by vibrational circular dichroism spectroscopy, see Stephens, P.J.; Aamouche, A.; Devlin, F.J.; Superchi, S.; Donnoli, M.I.; Rosini, C. *J. Org. Chem.* **2001**, 66, 3671.

¹¹⁵Eliel, E.L.; Wilen, S.H.; Mander, L.N. *Stereochemistry of Organic Compounds*, Wiley, NY, **1994**, pp. 1203, 999–1003.

with wavelength is measured, and a plot of either versus wavelength is often related to the sense of chirality or the substance under consideration. In general, the absolute value of the rotation increases as the wavelength decreases. The plot of circular dichroism (CD) is the differential absorption of left and right circularly polarized radiation by a nonracemic sample, taking place only in spectral regions in which absorption bands are found in the isotropic or visible electronic spectrum.¹¹⁶ The primary application of both ORD and CD is for the assignment of configuration or conformation.¹¹⁷ Configurational and conformational analysis have been carried out using infrared and vibrational circular dichroism (VCD) spectroscopies.¹¹⁸

In one example of the use of these techniques, one of the more effective methods for derivatizing 1,2-diols is the method employing dimolybdenum tetraacetate $[\text{Mo}_2(\text{AcO})_4]$ developed by Snatzke and Frelek.¹¹⁹ Exposure of the resulting complex to air leads, in most cases, to a significant induced CD spectrum (known as ICD). The method can be used for a variety of 1,2-diols.¹²⁰

8. Kishi and co-worker's¹²¹ developed an NMR database of various molecules in chiral solvents, for the assignment of relative and absolute stereochemistry without derivatization or degradation. Kishi referred to this database as a "universal NMR database."¹²² The diagram provided for diols **45** illustrates the method. The graph presents the difference in carbon chemical shifts between the average and the values for **45** (100 MHz) in DMBA (*N*, α -dimethylbenzylamine). Spectra were recorded in both enantiomers of the solvent, where the solid bar was recorded in (*R*)-DMBA and the shaded bar in (*S*)-DMBA. The *X*- and *Y*-axes represent carbon number and $\Delta\delta$ ($\delta_{45a-h} - \delta_{ave}$ in ppm), respectively. The graphs are taken from "the ¹³C NMR database in (*R*)- and (*S*)-DMBA as a deviation in chemical shift for each carbon of a given diastereomer from the average chemical shift of the carbon in question. Each diastereomer exhibits an almost identical NMR profile for (*R*)- and (*S*)-DMBA but shows an NMR profile distinct and differing from the other diastereomers, demonstrating that the database in (*R*)- and/or (*S*)-DMBA can

¹¹⁶Eliel, E.L.; Wilen, S.H.; Mander, L.N. *Stereochemistry of Organic Compounds*, Wiley, NY, **1994**, pp. 1195, 1003–1007.

¹¹⁷Eliel, E.L.; Wilen, S.H.; Mander, L.N. *Stereochemistry of Organic Compounds*, Wiley, NY, **1994**, pp. 1007–1071; Nakanishi, K.; Berova, N.; Woody, R.W. *Circular Dichroism: Principles and Applications*, VCH, NY, **1994**; Purdie, N.; Brittain, H.G. *Analytical Applications of Circular Dichroism*, Elsevier, Amsterdam, The Netherlands, **1994**.

¹¹⁸Devlin, F.J.; Stephens, P.J.; Osterle, C.; Wiberg, K.B.; Cheeseman, J.R.; Frisch, M.J. *J. Org. Chem.* **2002**, *67*, 8090.

¹¹⁹Frelek, J.; Geiger, M.; Voelter, W. *Curr. Org. Chem.* **1999**, *3*, 117–146 and references cited therein.; Snatzke, G.; Wagner, U.; Wolff, H. P. *Tetrahedron* **1981**, *37*, 349; Frelek, J.; Snatzke, G. *Fresenius J. Anal. Chem.* **1983**, *316*, 261; Frelek, J.; Pakulski, Z.; Zamojski, A. *Tetrahedron: Asymmetry* **1996**, *7*, 1363; Frelek, J.; Ikekawa, N.; Takatsuto, S.; Snatzke, G. *Chirality* **1997**, *9*, 578.

¹²⁰Di Bari, L.; Pescitelli, G.; Pratelli, C.; Pini, D.; Salvadori, P. *J. Org. Chem.* **2001**, *66*, 4819.

¹²¹Kobayashi, Y.; Hayashi, N.; Tan, C.-H.; Kishi, Y. *Org. Lett.* **2001**, *3*, 2245; Hayashi, N.; Kobayashi, Y.; Kishi, Y. *Org. Lett.* **2001**, *3*, 2249; Kobayashi, Y.; Hayashi, N.; Kishi, Y. *Org. Lett.* **2001**, *3*, 2253.

¹²²Kobayashi, Y.; Tan, C.-H.; Kishi, Y. *J. Am. Chem. Soc.* **2001**, *123*, 2076.

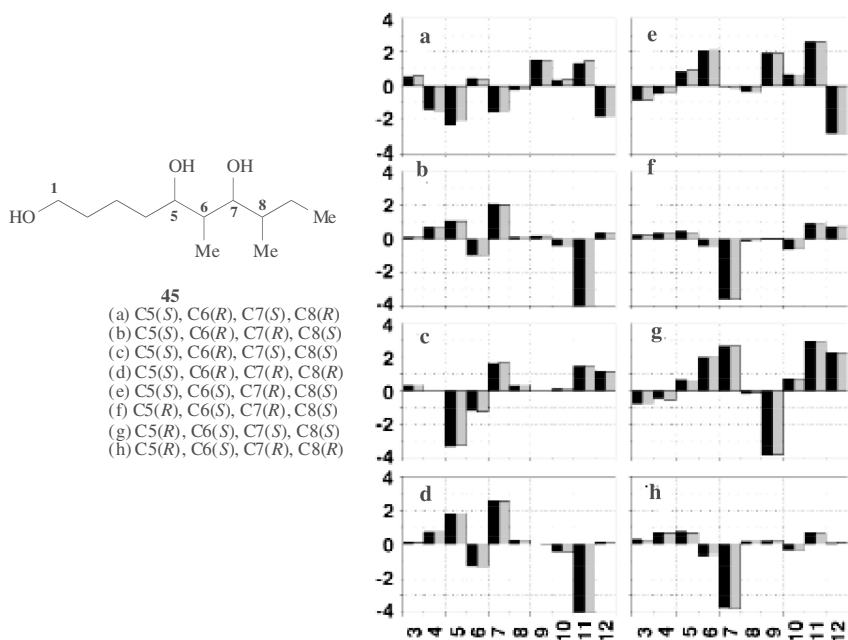


Fig. 4.3. Proton NMR analysis for assignment of stereochemistry.

be used for prediction of the relative stereochemistry of structural motifs in an intact form.’’¹²³

A ¹H NMR analysis method has been developed that leads to the assignment of the stereochemistry of β-hydroxy ketones, by visual inspection of the ABX patterns for the (*R*)-methylene unit of the β-hydroxyketones.¹²⁴ Since β-hydroxy ketones are derived from the aldol reaction (see p. 1339), this new method is particularly useful in organic synthesis. A method has also been developed that uses ¹³C NMR to determine the relative stereochemistry of 2,3-dialkylpentenoic acids.¹²⁵

The Cause of Optical Activity

The question may be asked: Just why does a chiral molecule rotate the plane of polarized light? Theoretically, the answer to this question is known and in a greatly simplified form may be explained as follows.¹²⁶

¹²³Kobayashi, Y.; Hayashi, N.; Tan, C.-H.; Kishi, Y. *Org. Lett.* **2001**, *3*, 2245.

¹²⁴Roush, W.R.; Bannister, T.D.; Wendt, M.D.; VanNieuwenhze, M.S.; Gustin, D.J.; Dilley, G.J.; Lane, G.C.; Scheidt, K.A.; Smith III, W.J. *J. Org. Chem.* **2002**, *67*, 4284.

¹²⁵Hong, S.-p.; McIntosh, M.C. *Tetrahedron* **2002**, *57*, 5055.

¹²⁶For longer, nontheoretical discussions, see Eliel, E.L.; Wilen, S.H.; Mander, L.N. *Stereochemistry of Organic Compounds*, Wiley-Interscience, NY, **1994**, pp. 93–94, 992–999; Wheland, G.W. *Advanced Organic Chemistry*, 3rd ed., Wiley, NY, **1960**, pp. 204–211. For theoretical discussions, see Caldwell, D.J.; Eyring, H. *The Theory of Optical Activity* Wiley, NY, **1971**; Buckingham, A.D.; Stiles, P.J. *Acc. Chem. Res.* **1974**, *7*, 258; Mason, S.F. *Q. Rev. Chem. Soc.* **1963**, *17*, 20.

Whenever any light hits any molecule in a transparent material, the light is slowed because of interaction with the molecule. This phenomenon on a gross scale is responsible for the refraction of light and the decrease in velocity is proportional to the refractive index of the material. The extent of interaction depends on the polarizability of the molecule. Plane-polarized light may be regarded as being made up of two kinds of circularly polarized light. Circularly polarized light has the appearance (or would have, if one could see the wave) of a helix propagating around the axis of light motion, and one kind is a left- and the other is a right-handed helix. As long as the plane-polarized light is passing through a symmetrical region, the two circularly polarized components travel at the same speed. However, a chiral molecule has a different polarizability depending on whether it is approached from the left or the right. One circularly polarized component approaches the molecule, so to speak, from the left and sees a different polarizability (hence on a gross scale, a different refractive index) than the other and is slowed to a different extent. This would seem to mean that the left- and right-handed circularly polarized components travel at different velocities, since each has been slowed to a different extent. However, it is not possible for two components of the same light to be traveling at different velocities. What actually takes place, therefore, is that the faster component “pulls” the other toward it, resulting in rotation of the plane. Empirical methods for the prediction of the sign and amount of rotation based on bond refractions and polarizabilities of groups in a molecule have been devised,¹²⁷ and have given fairly good results in many cases.

In liquids and gases, the molecules are randomly oriented. A molecule that is optically inactive because it has a plane of symmetry will very seldom be oriented so that the plane of the polarized light coincides with the plane of symmetry. When it is so oriented, that particular molecule does not rotate the plane, but all others not oriented in that manner do rotate the plane, even though the molecules are achiral. There is no net rotation because, even though the molecules are present in large numbers and randomly oriented, there will always be another molecule later on in the path of the light that is oriented exactly opposite and will rotate the plane back again. Even although nearly all molecules rotate the plane individually, the total rotation is zero. For chiral molecules, however (if there is no racemic mixture), no opposite orientation is present and there is a net rotation.

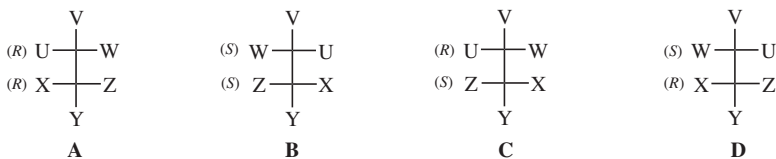
An interesting phenomenon was observed when the CD of chiral molecules was measured in achiral solvents. The chiral solvent contributed as much as 10–20% to the CD intensity in some cases. Apparently, the chiral compound can induce a solvation structure that is chiral, even when the solvent molecules themselves are achiral.¹²⁸

¹²⁷Brewster, J.H. *Top. Stereochem.* **1967**, *2*, 1, *J. Am. Chem. Soc.* **1959**, *81*, 5475, 5483, 5493; Davis, D.D.; Jensen, F.R. *J. Org. Chem.* **1970**, *35*, 3410; Jullien, F.R.; Requin, F.; Stahl-Larivière, H. *Nouv. J. Chim.*, **1979**, *3*, 91; Sathyanarayana, B.K.; Stevens, E.S. *J. Org. Chem.* **1987**, *52*, 3170; Wroblewski, A.E.; Applequist, J.; Takaya, A.; Honzatko, R.; Kim, S.; Jacobson, R.A.; Reitsma, B.H.; Yeung, E.S.; Verkade, J.G. *J. Am. Chem. Soc.* **1988**, *110*, 4144.

¹²⁸Fidler, J.; Rodger, P.M.; Rodger, A. *J. Chem. Soc. Perkin Trans. 2* **1993**, 235.

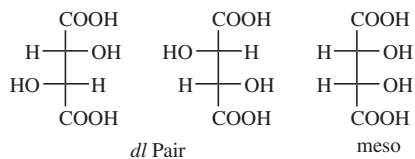
MOLECULES WITH MORE THAN ONE STEREOGENIC CENTER

When a molecule has two stereogenic centers, each has its own configuration and can be classified (*R*) or (*S*) by the Cahn–Ingold–Prelog method. There are a total of four isomers, since the first center may be (*R*) or (*S*) and so may the second. Since a molecule can have only one mirror image, only one of the other three can be the enantiomer of **A**. This is **B** [the mirror image of an (*R*) center is *always* an (*S*) center]. Both **C** and **D** are a second pair of enantiomers and the relationship of **C** and **D**



to **A** and **B** is designated by the term *diastereomer*. Diastereomers may be defined as *stereoisomers that are not enantiomers*. Since **C** and **D** are enantiomers, they must have identical properties, except as noted on p. 138; the same is true for **A** and **B**. However, the properties of **A** and **B** are not identical with those of **C** and **D**. They have different melting points, boiling points, solubilities, reactivity, and all other physical, chemical, and spectral properties. The properties are usually *similar*, but not *identical*. In particular, diastereomers have different specific rotations; indeed one diastereomer may be chiral and rotate the plane of polarized light while another may be achiral and not rotate at all (an example is presented below).

It is now possible to see why, as mentioned on p. 138, enantiomers react at different rates with other chiral molecules, but at the same rate with achiral molecules. In the latter case, the activated complex formed from the (*R*) enantiomer and the other molecule is the mirror image of the activated complex formed from the (*S*)

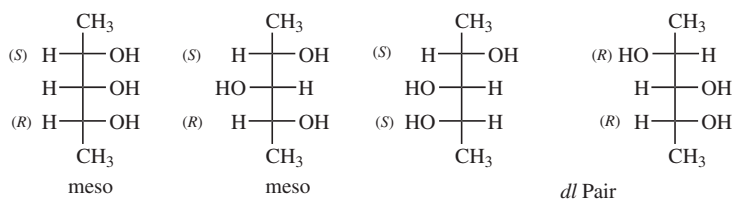


The three stereoisomers of tartaric acid

enantiomer and the other molecule. Since the two activated complexes are enantiomeric, their energies are the same and the rates of the reactions in which they are formed must be the same (see Chapter 6). However, when an (*R*) enantiomer reacts with a chiral molecule that has, say, the (*R*) configuration, the activated complex has two chiral centers with configurations (*R*) and (*R*), while the activated complex formed from the (*S*) enantiomer has the configurations (*S*) and (*R*). The two activated complexes are diastereomeric, do not have the same energies, and consequently are formed at different rates.

Although four is the maximum possible number of isomers when the compound has two stereogenic centers (chiral compounds without a chiral carbon, or with one chiral carbon and another type of stereogenic center, also follow the rules described

here), some compounds have fewer. When the three groups on one chiral atom are the same as those on the other, one of the isomers (called a *meso* form) has a plane of symmetry, and hence is optically inactive, even though it has two chiral carbons. Tartaric acid is a typical case. There are only three isomers of tartaric acid: a pair of enantiomers and an inactive *meso* form. For compounds that have two chiral atoms, *meso* forms are found only where the four groups on one of the chiral atoms are the same as those on the other chiral atom.



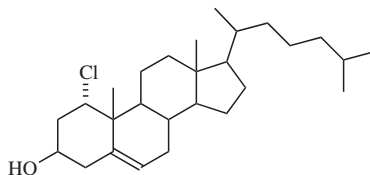
In most cases with more than two stereogenic centers, the number of isomers can be calculated from the formula 2^n , where n is the number of chiral centers, although in some cases the actual number is less than this, owing to *meso* forms.¹²⁹ An interesting case is that of 2,3,4-pentanetriol (or any similar molecule). The middle carbon is not asymmetric when the 2- and 4-carbons are both (*R*) (or both *S*), but is asymmetric when one of them is (*R*) and the other is (*S*). Such a carbon is called a *pseudoasymmetric* carbon. In these cases, there are four isomers: two *meso* forms and one *dl* pair. The student should satisfy themselves, remembering the rules governing the use of the Fischer projections, that these isomers are different, that the *meso* forms are superimposable on their mirror images, and that there are no other stereoisomers. Two diastereomers that have a different configuration at only one chiral center are called *epimers*.

In compounds with two or more chiral centers, the absolute configuration must be separately determined for each center. The usual procedure is to determine the configuration at one center by the methods discussed on pp. 158–162 and then to relate the configuration at that center to the others in the molecule. One method is X-ray crystallography, which, as previously noted, cannot be used to determine the absolute configuration at any stereogenic center, but which does give relative configurations of all the stereogenic centers in a molecule and hence the absolute configurations of all once the first is independently determined. Other physical and chemical methods have also been used for this purpose.

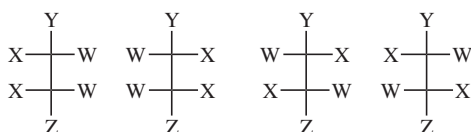
The problem arises how to name the different stereoisomers of a compound when there are more than two.² Enantiomers are virtually always called by the same name, being distinguished by (*R*) and (*S*) or *D* and *L* or (+) or (–). In the early days of organic chemistry, it was customary to give each pair of enantiomers a different name or at least a different prefix (such as *epi-*, *peri-*, etc.). Thus the aldohexoses are called glucose, mannose, idose, and so on, although they are all 2,3,4,5,6-pentahydroxyhexanal (in their open-chain forms). This practice was partially due to lack of knowledge

¹²⁹For a method of generating all stereoisomers consistent with a given empirical formula, suitable for computer use, see Nourse, J.G.; Carhart, R.E.; Smith, D.H.; Djerassi, C. *J. Am. Chem. Soc.* **1979**, *101*, 1216; **1980**, *102*, 6289.

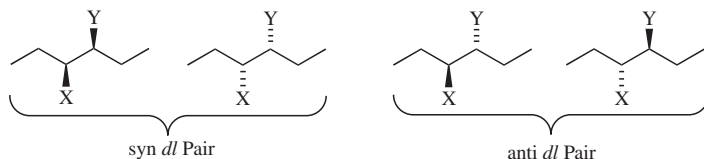
about which isomers had which configurations.¹³⁰ Today it is customary to describe *each chiral position* separately as either (*R*) or (*S*) or, in special fields, to use other symbols. Thus, in the case of steroids, groups above the “plane” of the ring system are designated β , and those below it α . Solid lines are often used to depict β groups and dashed lines for α groups. An example is

1 α -Chloro-5-cholesten-3 β -ol

For many open-chain compounds, prefixes are used that are derived from the names of the corresponding sugars and that describe the whole system rather than each chiral center separately. Two such common prefixes are erythro- and threo-, which are applied to systems containing two asymmetric carbons when two of the groups

Erythro *dl* pairThreo *dl* pair

are the same and the third is different.¹³¹ The erythro pair has the identical groups on the same side when drawn in the Fischer convention, and if Y were changed to Z, it would be meso. The threo pair has them on opposite sides, and if Y were changed to Z, it would still be a *dl* pair. Another system¹³² for designating stereoisomers¹³³ uses the terms syn and anti. The “main chain” of the molecule is drawn in the common zigzag manner. Then, if two non-hydrogen substituents are on the same side of the plane defined by the main chain, the designation is syn; otherwise it is anti.

syn *dl* Pairanti *dl* Pair

¹³⁰A method has been developed for the determination of stereochemistry in six-membered chairlike rings using residual dipolar couplings. See Yan, J.; Kline, A. D.; Mo, H.; Shapiro, M. J.; Zartler, E. R. *J. Org. Chem.* **2003**, *68*, 1786.

¹³¹For more general methods of designating diastereomers, see Carey, F.A.; Kuehne, M.E. *J. Org. Chem.* **1982**, *47*, 3811; Boguslavskaya, L.S. *J. Org. Chem. USSR* **1986**, *22*, 1412; Seebach, D.; Prelog, V. *Angew. Chem. Int. Ed.* **1982**, *21*, 654; Brewster, J.H. *J. Org. Chem.* **1986**, *51*, 4751. See also Tavernier, D. *J. Chem. Educ.* **1986**, *63*, 511; Brook, M.A. *J. Chem. Educ.* **1987**, *64*, 218.

¹³²For still another system, see Seebach, D.; Prelog, V. *Angew. Chem. Int. Ed.* **1982**, *21*, 654.

¹³³Masamune, S.; Kaiho, T.; Garvey, D.S. *J. Am. Chem. Soc.* **1982**, *104*, 5521.

Asymmetric Synthesis

Organic chemists often wish to synthesize a chiral compound in the form of a single enantiomer or diastereomer, rather than as a mixture of stereoisomers. There are two basic ways in which this can be done.¹³⁴ The first way, which is more common, is to begin with a single stereoisomer, and to use a synthesis that does not affect the stereogenic center (or centers), as in the glyceraldehyde–glyceric acid example on p. 154. The optically active starting compound can be obtained by a previous synthesis, or by resolution of a racemic mixture (p. 172), but it is often more convenient to obtain it from Nature, since many compounds, such as amino acids, sugars, and steroids, are present in Nature in the form of a single enantiomer or diastereomer. These compounds are regarded as a *chiral pool*; that is, readily available compounds that can be used as starting materials.¹³⁵

The other basic method is called *asymmetric synthesis*,¹³⁶ or *stereoselective synthesis*. As mentioned earlier, optically active materials cannot be created from

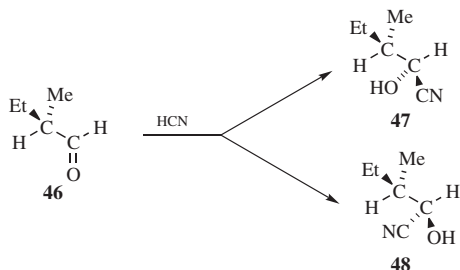
¹³⁴For a monograph that covers both ways, including a list of commercially available optically active starting compounds, see Morrison, J.D.; Scott, J.W. *Asymmetric Synthesis* Vol. 4, Academic Press, NY, **1984**. For a monograph covering a more limited area, see Williams, R.M. *Synthesis of Optically Active α -Amino Acids*, Pergamon, Elmsford, NY, **1989**. For reviews on both ways, see Crosby, J. *Tetrahedron* **1991**, *47*, 4789; Mori, K. *Tetrahedron* **1989**, *45*, 3233.

¹³⁵For books on the synthesis of optically active compounds starting from natural products, see Coppola, G.M.; Schuster, H.F. *Asymmetric Synthesis*, Wiley, NY, **1987** (amino acids as starting compounds); Hanessian, S. *Total Synthesis of Natural Products: The Chiron Approach*, Pergamon, Elmsford, NY, **1983** (mostly carbohydrates as starting compounds). For reviews, see Jurczak, J.; Pikul, S.; Bauer, T. *Tetrahedron* **1986**, *42*, 447; Hanessian, S. *Aldrichimica Acta* **1989**, *22*, 3; Jurczak, J.; Gotebowski, A. *Chem. Rev.* **1989**, *89*, 149.

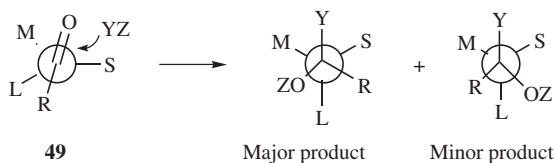
¹³⁶For a treatise on this subject, see Morrison, J.D. *Asymmetric Synthesis* 5 vols. [Vol. 4 coedited by Scott, J.W.], Academic Press, NY, **1983–1985**. For books, see N \acute{o} gr \acute{a} di, M. *Stereoselective Synthesis*, VCH, NY, **1986**; Eliel, E.L.; Otsuka, S. *Asymmetric Reactions and Processes in Chemistry*, American Chemical Society, Washington, **1982**; Morrison, J.D.; Mosher, H.S. *Asymmetric Organic Reactions*, Prentice-Hall, Englewood Cliffs, NJ, **1971**, paperback reprint, American Chemical Society, Washington, **1976**; Izumi, Y.; Tai, A. *Stereo-Differentiating Reactions*, Academic Press, NY, Kodansha Ltd. Tokyo, **1977**. For reviews, see Ward, R.S. *Chem. Soc. Rev.* **1990**, *19*, 1; Whitesell, J.K. *Chem. Rev.* **1989**, *89*, 1581; Fujita, E.; Nagao, Y. *Adv. Heterocycl. Chem.* **1989**, *45*, 1; Kochetkov, K.A.; Belikov, V.M. *Russ. Chem. Rev.* **1987**, *56*, 1045; Oppolzer, W. *Tetrahedron* **1987**, *43*, 1969; Seebach, D.; Imwinkelried, R.; Weber, T. *Mod. Synth. Methods* **1986**, *4*, 125; ApSimon, J.W.; Collier, T.L. *Tetrahedron* **1986**, *42*, 5157; Mukaiyama, T.; Asami, M. *Top. Curr. Chem.* **1985**, *127*, 133; Martens, J. *Top. Curr. Chem.* **1984**, *125*, 165; Duhamel, L.; Duhamel, P.; Launay, J.; Plaquevent, J. *Bull. Soc. Chim. Fr.* **1984**, II-421; Mosher, H.S.; Morrison, J.D. *Science*, **1983**, *221*, 1013; Sch \ddot{o} llkopf, U. *Top. Curr. Chem.* **1983**, *109*, 65; Quinkert, G.; Stark, H. *Angew. Chem. Int. Ed.* **1983**, *22*, 637; Tramontini, M. *Synthesis* **1982**, 605; Drauz, K.; Kleeman, A.; Martens, J. *Angew. Chem. Int. Ed.* **1982**, *21*, 584; Wynberg, H. *Recl. Trav. Chim. Pays-Bas* **1981**, *100*, 393; Bartlett, P.A. *Tetrahedron* **1980**, *36*, 2; Valentine, Jr., D.; Scott, J.W. *Synthesis* **1978**, 329; Kagan, H.B.; Fiaud, J.C. *Top. Stereochem.* **1978**, *10*, 175; ApSimon, J., in Bentley, K.W.; Kirby, G.W. *Elucidation of Organic Structures by Physical and Chemical Methods*, 2nd ed. (Vol. 4 of Weissberger, A. *Techniques of Chemistry*), pt. 3, Wiley, NY, **1972**, pp. 251–408; Boyd, D.R.; McKervey, M.A. *Q. Rev. Chem. Soc.* **1968**, *22*, 95; Goldberg, S.I. *Sel. Org. Transform.* **1970**, *1*, 363; Klabunovskii, E.I.; Levitina, E.S. *Russ. Chem. Rev.* **1970**, *39*, 1035; Inch, T.D. *Synthesis* **1970**, 466; Mathieu, J.; Weill-Raynal, J. *Bull. Soc. Chim. Fr.* **1968**, 1211; Amariglio, A.; Amariglio, H.; Duval, X. *Ann. Chim. (Paris)* **[14]** **1968**, *3*, 5; Pracejus, H. *Fortschr. Chem. Forsch.* **1967**, *8*, 493; Velluz, L.; Valls, J.; Mathieu, J. *Angew. Chem. Int. Ed.* **1967**, *6*, 778.

inactive starting materials and conditions, except in the manner previously noted.⁹⁴ However, when a new stereogenic center is created, the two possible configurations need not be formed in equal amounts if anything is present that is not symmetric. We discuss asymmetric synthesis under four headings:

- 1. Active Substrate.** If a new chiral center is created in a molecule that is already optically active, the two diastereomers are not (except fortuitously) formed in equal amounts. The reason is that the direction of attack by the reagent is determined by the groups already there. For certain additions to the carbon–oxygen double bond of ketones containing an asymmetric α carbon, *Cram's rule* predicts which of two diastereomers will predominate (diastereoselectivity).^{137,138} The reaction of **46**, which has a stereogenic center at the α -carbon, and HCN can generate two possible diastereomers,



47 and **48**. If **46** is observed along its axis, it may be represented as in **49** (see p. 197), where S, M, and L stand for small, medium, and large, respectively. The oxygen of the carbonyl orients itself between the small- and the medium-sized groups. The rule is that the incoming group preferentially attacks on the side of the plane containing the small group. By this rule, it can be predicted that **48** will be formed in larger amounts than **47**.

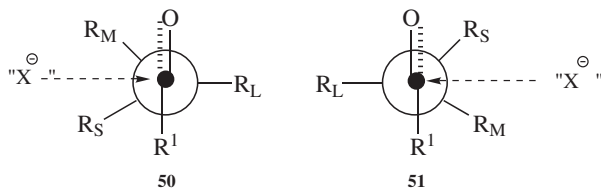


Another model can be used to predict diastereoselectivity, which assumes reactant-like transition states and that the separation of the incoming group

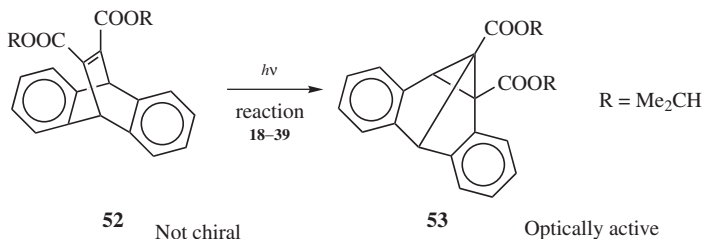
¹³⁷Leitereg, T.J.; Cram, D.J. *J. Am. Chem. Soc.* **1968**, *90*, 4019. For discussions, see Salem, L. *J. Am. Chem. Soc.* **1973**, *95*, 94; Anh, N.T. *Top. Curr. Chem.*, **1980**, *88*, 145, 151–161; Eliel, E.L., in Morrison, J.D. *Asymmetric Synthesis*, Vol. 2, Academic Press, NY, **1983**, pp. 125–155. See Smith, R.J.; Trzoss, M.; Bühl, M.; Bienz, S. *Eur. J. Org. Chem.* **2002**, 2770.

¹³⁸For reviews, see Eliel, E.L. *The Stereochemistry of Carbon Compounds*, McGraw-Hill, NY, **1962**, pp. 68–74. For reviews of the stereochemistry of addition to carbonyl compounds, see Bartlett, P.A. *Tetrahedron* **1980**, *36*, 2, pp. 22–28; Ashby, E.C.; Laemmle, J.T. *Chem. Rev.* **1975**, *75*, 521; Goller, E.J. *J. Chem. Educ.* **1974**, *51*, 182; Toromanoff, E. *Top. Stereochem.* **1967**, *2*, 157.

and any electronegative substituent at the α -carbon is greatest. Transition state models **50** and **51** are used to predict diastereoselectivity in what is known as the *Felkin–Ahn Model*.¹³⁹ The so-called Cornforth model has also been presented as a model for carbonyl addition.¹⁴⁰



Many reactions of this type are known, and in some the extent of favoritism approaches 100% (for an example see reaction **12-12**).¹⁴¹ The farther away the reaction site is from the chiral center, the less influence the latter has and the more equal the amounts of diastereomers formed.



In a special case of this type of asymmetric synthesis, a compound (**52**) with achiral molecules, but whose crystals are chiral, was converted by UV light to a single enantiomer of a chiral product (**53**).¹⁴²

It is often possible to convert an achiral compound to a chiral compound by (1) addition of a chiral group; (2) running an asymmetric synthesis, and (3) cleavage of the original chiral group. An example is conversion of the achiral 2-pentanone to the chiral 4-methyl-3-heptanone, **55**.¹⁴³ In this case, >99% of the product was the (*S*) enantiomer. Compound **54** is called a *chiral auxiliary* because it is used to induce asymmetry and is then removed.

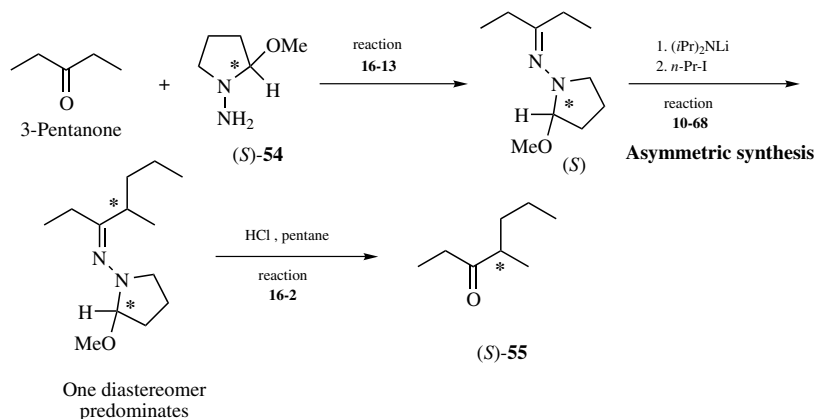
¹³⁹Chérest, M.; Felkin, H.; Prudent, N. *Tetrahedron Lett.* **1968**, 2199.

¹⁴⁰Evans, D.A.; Siska, S.J.; Cee, V.J. *Angew. Chem. Int. Ed.* **2003**, 42, 1761.

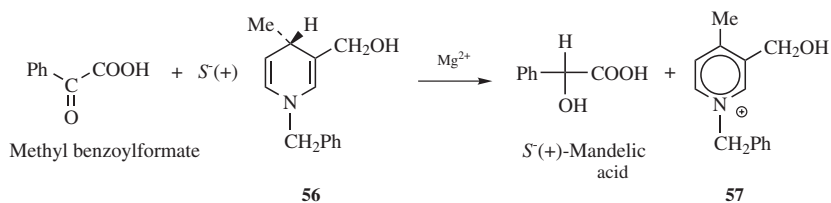
¹⁴¹For other examples and references to earlier work, see Eliel, E.L., in Morrison, J.D. *Asymmetric Synthesis*, Vol. 2, Academic Press, NY, **1983**, pp. 125–155; Eliel, E.L.; Koskimies, J.K.; Lohri, B. *J. Am. Chem. Soc.* **1978**, 100, 1614; Still, W.C.; McDonald, J.H. *Tetrahedron Lett.* **1980**, 21, 1031; Still, W.C.; Schneider, J.A. *Tetrahedron Lett.* **1980**, 21, 1035.

¹⁴²Evans, S.V.; Garcia-Garibay, M.; Omkaram, N.; Scheffer, J.R.; Trotter, J.; Wireko, F. *J. Am. Chem. Soc.* **1986**, 108, 5648; Garcia-Garibay, M.; Scheffer, J.R.; Trotter, J.; Wireko, F. *Tetrahedron Lett.* **1987**, 28, 4789. For an earlier example, see Penzien, K.; Schmidt, G.M.J. *Angew. Chem. Int. Ed.* **1969**, 8, 608.

¹⁴³Enders, D.; Eichenauer, H.; Baus, U.; Schubert, H.; Kremer, K.A.M. *Tetrahedron* **1984**, 40, 1345.



- 2. Active Reagent.** A pair of enantiomers can be separated by an active reagent that reacts faster with one of them than it does with the other (this is also a method of resolution). If the absolute configuration of the reagent is known, the configuration of the enantiomers can often be determined by a knowledge of the mechanism and by seeing which diastereomer is preferentially



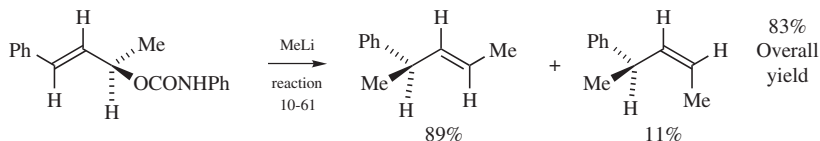
formed.¹⁴⁴ Creation of a new chiral center in an inactive molecule can also be accomplished with an active reagent, although it is rare for 100% selectivity to be observed. An example^{145,146} is the reduction of methyl benzoylformate

¹⁴⁴See, for example, Horeau, A. *Tetrahedron Lett.* **1961**, 506; Marquet, A.; Horeau, A. *Bull. Soc. Chim. Fr.* **1967**, 124; Brockmann Jr., H.; Risch, N. *Angew. Chem. Int. Ed.* **1974**, *13*, 664; Potapov, V.M.; Gracheva, R.A.; Okulova, V.F. *J. Org. Chem. USSR* **1989**, *25*, 311.

¹⁴⁵Meyers, A.I.; Oppenlaender, T. *J. Am. Chem. Soc.* **1986**, *108*, 1989. For reviews of asymmetric reduction, see Morrison, J.D. *Surv. Prog. Chem.* **1966**, *3*, 147; Yamada, S.; Koga, K. *Sel. Org. Transform.* **1970**, *1*, 1. See also, Morrison, J.D. *Asymmetric Synthesis*, Vol. 2, Academic Press, NY, **1983**.

¹⁴⁶For reviews, see, in Morrison, J.D. *Asymmetric Synthesis* Vol. 5, Academic Press, NY, **1985**, the reviews by Halpern, J. pp. 41–69; Koenig, K.E. pp. 71–101; Harada, K. pp. 345–383; Ojima, I.; Clos, N.; Bastos, C. *Tetrahedron* **1989**, *45*, 6901, pp. 6902–6916; Jardine, F.H. in Hartley, F.R. *The Chemistry of the Metal-Carbon Bond*, Vol. 4, Wiley, NY, **1987**, pp. 751–775; Nógrádi, M. *Stereoselective Synthesis*, VCH, NY, **1986**, pp. 53–87; Knowles, W.S. *Acc. Chem. Res.* **1983**, *16*, 106; Brunner, H. *Angew. Chem. Int. Ed.* **1983**, *22*, 897; Klabinovskii, E.I. *Russ. Chem. Rev.* **1982**, *51*, 630; Č aplar, V.; Comisso, G.; Š unjić, V. *Synthesis* **1981**, 85; Morrison, J.D.; Masler, W.F.; Neuberg, M.K. *Adv. Catal.* **1976**, *25*, 81; Kagan, H.B. *Pure Appl. Chem.* **1975**, *43*, 401; Bogdanović, B. *Angew. Chem. Int. Ed.* **1973**, *12*, 954. See also Brewster, J.H. *Top. Stereochem.* **1967**, *2*, 1, *J. Am. Chem. Soc.* **1959**, *81*, 5475, 5483, 5493; Davis, D.D.; Jensen, F.R. *J. Org. Chem.* **1970**, *35*, 3410; Jullien, F.R.; Requin, F.; Stahl-Larivière, H. *Nouv. J. Chim.* **1979**, *3*, 91; Sathyanarayana, B.K.; Stevens, E.S. *J. Org. Chem.* **1987**, *52*, 3170; Wroblewski, A.E.; Applequist, J.; Takaya, A.; Honzato, R.; Kim, S.; Jacobson, R.A.; Reitsma, B.H.; Yeung, E.S.; Verkade, J.G. *J. Am. Chem. Soc.* **1988**, *110*, 4144.

with optically active *N*-benzyl-3-(hydroxymethyl)-4-methyl-1,4-dihydropyridine (**56**) to produce mandelic acid that contained ~97.5% of the (*S*)-(+)-isomer and 2.5% of the (*R*)-(–)-isomer (for another example, see p. 1079). Note that the other product, **57**, is not chiral. Reactions like this, in which one reagent (in this case **56**) gives up its chirality to another, are called *self-immolative*. In this intramolecular example:



chirality is transferred from one atom to another in the same molecule.¹⁴⁷

A reaction in which an inactive substrate is converted selectively to one of two enantiomers is called an *enantioselective* reaction, and the process is called *asymmetric induction*. These terms apply to reactions in this category and in categories 3 and 4.

When an optically active substrate reacts with an optically active reagent to form two new stereogenic centers, it is possible for both centers to be created in the desired sense. This type of process is called *double asymmetric synthesis*¹⁴⁸ (for an example, see p. 1349).

3. *Active Catalyst or Solvent.*¹⁴⁹ Many such examples are present in the literature, among them reduction of ketones and substituted alkenes to optically active (though not optically pure) secondary alcohols and substituted alkanes by treatment with hydrogen and a chiral homogeneous hydrogenation catalyst (reactions **16-23** and **15-11**),¹⁵⁰ the treatment of aldehydes or ketones with organometallic compounds in the presence of a chiral catalyst (see reaction **16-24**), and the conversion of alkenes to optically active epoxides by treatment with a hydroperoxide and a chiral catalyst (see reaction **15-50**). In some instances, notably in the homogeneous catalytic hydrogenation of alkenes (reaction **15-11**), the ratio of enantiomers prepared in this way is as high as 98:2.¹⁵¹ Other examples of the use of a chiral catalyst or solvent are

¹⁴⁷Goering, H.L.; Kantner, S.S.; Tseng, C.C. *J. Org. Chem.* **1983**, *48*, 715.

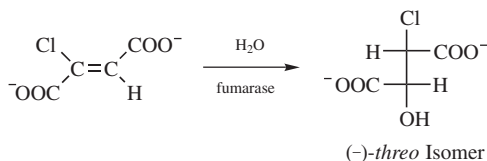
¹⁴⁸For a review, see Masamune, S.; Choy, W.; Petersen, J.S.; Sita, L.R. *Angew. Chem. Int. Ed.* **1985**, *24*, 1.

¹⁴⁹For a monograph, see Morrison, J.D. *Asymmetric Synthesis*, Vol. 5, Academic Press, NY, **1985**. For reviews, see Tomioka, K. *Synthesis* **1990**, 541; Consiglio, G.; Waymouth, R.M. *Chem. Rev.* **1989**, *89*, 257; Brunner, H., in Hartley, F.R. *The Chemistry of the Metal-Carbon Bond*, Vol. 5, Wiley, NY, **1989**, pp. 109–146; Noyori, R.; Kitamura, M. *Mod. Synth. Methods* **1989**, *5*, 115; Pfaltz, A. *Mod. Synth. Methods* **1989**, *5*, 199; Kagan, H.B. *Bull. Soc. Chim. Fr.* **1988**, 846; Brunner, H. *Synthesis* **1988**, 645; Wynberg, H. *Top. Stereochem.* **1986**, *16*, 87.

¹⁵⁰For reviews of these and related topics, see Zief, M.; Crane, L.J. *Chromatographic Separations*, Marcel Dekker, NY, **1988**; Brunner, H. *J. Organomet. Chem.* **1986**, *300*, 39; Bosnich, B.; Fryzuk, M.D. *Top. Stereochem.* **1981**, *12*, 119.

¹⁵¹See Vineyard, B.D.; Knowles, W.S.; Sabacky, M.J.; Bachman, G.L.; Weinkauff, D.J. *J. Am. Chem. Soc.* **1977**, *99*, 5946; Fryzuk, M.D.; Bosnich, B. *J. Am. Chem. Soc.* **1978**, *100*, 5491.

the conversion of chlorofumaric acid (in the form of its diion) to the (–)-*threo* isomer of the di-ion of chloromalic acid by treatment with H₂O and the enzyme fumarase,¹⁵² and the preparation of optically active aldols (aldol condensation, see reaction **16-35**) by the condensation of enolate anions with optically active substrates.¹⁵³



4. *Reactions in the Presence of Circularly Polarized Light.*¹⁵⁴ If the light used to initiate a photochemical reaction (Chapter 7) of achiral reagents is circularly polarized, then, in theory, a chiral product richer in one enantiomer might be obtained. However, such experiments have not proved fruitful. In certain instances, the use of left and right circularly polarized light *has* given products with opposite rotations¹⁵⁵ (showing that the principle is valid), but up to now the extent of favoritism has always been <1%.

Methods of Resolution¹⁵⁶

A pair of enantiomers can be separated in several ways, of which conversion to diastereomers and separation of these by fractional crystallization is the most often used. In this method and in some of the others, both isomers can be recovered, but in some methods it is necessary to destroy one.

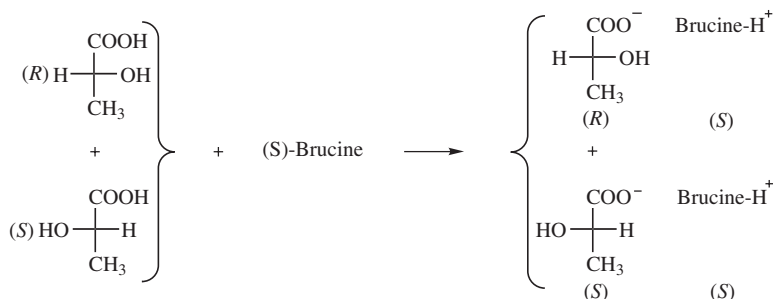
¹⁵²Findeis, M.A.; Whitesides, G.M. *J. Org. Chem.* **1987**, *52*, 2838. For a monograph on enzymes as chiral catalysts, see Réty, J.; Robinson, J.A. *Stereospecificity in Organic Chemistry and Enzymology*, Verlag Chemie: Deerfield Beach, FL, **1982**. For reviews, see Klibanov, A.M. *Acc. Chem. Res.* **1990**, *23*, 114; Jones, J.B., *Tetrahedron* **1986**, *42*, 3351; Jones, J.B., in Morrison, J.D. *Asymmetric Synthesis*, Vol. 5, Academic Press, NY, **1985**, pp. 309–344; Svedas, V.; Galaev, I.U. *Russ. Chem. Rev.* **1983**, *52*, 1184. See also, Simon, H.; Bader, J.; Günther, H.; Neumann, S.; Thanos, J. *Angew. Chem. Int. Ed.* **1985**, *24*, 539.

¹⁵³Heathcock, C.H.; White, C.T. *J. Am. Chem. Soc.* **1979**, *101*, 7076.

¹⁵⁴For a review, See Buchardt, O. *Angew. Chem. Int. Ed.* **1974**, *13*, 179. For a discussion, see Barron L.D. *J. Am. Chem. Soc.* **1986**, *108*, 5539.

¹⁵⁵See, for example, Bernstein, W.J.; Calvin, M.; Buchardt, O. *J. Am. Chem. Soc.* **1972**, *94*, 494; **1973**, *95*, 527, *Tetrahedron Lett.* **1972**, 2195; Nicoud, J.F.; Kagan, J.F. *Isr. J. Chem.* **1977**, *15*, 78. See also Zandomeneghi, M.; Cavazza, M.; Pietra, F. *J. Am. Chem. Soc.* **1984**, *106*, 7261.

¹⁵⁶For a monograph, see Jacques, J.; Collet, A.; Wilen, S.H. *Enantiomers, Racemates, and Resolutions*, Wiley, NY, **1981**. For reviews, see Wilen, S.H.; Collet, A.; Jacques, J. *Tetrahedron* **1977**, *33*, 2725; Wilen, S.H. *Top. Stereochem.* **1971**, *6*, 107; Boyle, P.H. *Q. Rev. Chem. Soc.* **1971**, *25*, 323; Buss, D.R.; Vermeulen, T. *Ind. Eng. Chem.* **1968**, *60* (8), 12. Eliel, E.L.; Wilen, S.H.; Mander, L.N. *Stereochemistry of Organic Compounds*, Wiley-Interscience, NY, **1994**, pp. 297–424.



1. *Conversion to Diastereomers.* If the racemic mixture to be resolved contains a carboxyl group (and no strongly basic group), it is possible to form a salt with an optically active base. Since the base used is, say, the (*S*) form, there will be a mixture of two salts produced having the configurations (*SS*) and (*RS*). Although the acids are enantiomers, the salts are diastereomers and have different properties. The property most often used for separation is differential solubility. The mixture of diastereomeric salts is allowed to crystallize from a suitable solvent. Since the solubilities are different, the initial crystals formed will be richer in one diastereomer. Filtration at this point will already have achieved a partial resolution. Unfortunately, the difference in solubilities is rarely if ever great enough to effect total separation with one crystallization. Usually, fractional crystallizations must be used and the process is long and tedious. Fortunately, naturally occurring optically active bases (mostly alkaloids) are readily available. Among the most commonly used are brucine, ephedrine, strychnine, and morphine. Once the two diastereomers have been separated, it is easy to convert the salts back to the free acids and the recovered base can be used again.

Most resolution is done on carboxylic acids and often, when a molecule does not contain a carboxyl group, it is converted to a carboxylic acid before resolution is attempted. However, the principle of conversion to diastereomers is not confined to carboxylic acids, and other functional groups¹⁵⁷ may be coupled to an optically active reagent.¹⁵⁸ Racemic bases can be converted to diastereomeric salts with active acids. Alcohols¹⁵⁹ can be converted to diastereomeric esters, aldehydes to diastereomeric hydrazones, and so on. Amino alcohols have been resolved using boric acid and chiral

¹⁵⁷For summaries of methods used to resolve particular types of compounds, see Boyle, P.H. *Q. Rev. Chem. Soc.* **1971**, 25, 323; Eliel, E.L.; Wilen, S.H.; Mander, L.N. *Stereochemistry of Organic Compounds*, Wiley-Interscience, NY, **1994**, pp. 322–424.

¹⁵⁸For an extensive list of reagents that have been used for this purpose and of compounds resolved, see Wilen, S.H. *Tables of Resolving Agents and Optical Resolutions*, University of Notre Dame Press, Notre Dame, IN, **1972**.

¹⁵⁹For a review of resolution of alcohols, see Klyashchitskii, B.A.; Shvets, V.I. *Russ. Chem. Rev.* **1972**, 41, 592.

bipapthols.¹⁶⁰ Phosphine oxides¹⁶¹ and chiral calix[4]arenes¹⁶² have been resolved. Chiral crown ethers have been used to separate mixtures of enantiomeric alkyl- and arylammonium ions, by the formation of diastereomeric complexes¹⁶³ (see also category 3, below). Even hydrocarbons can be converted to diastereomeric inclusion compounds,¹⁶⁴ with urea. Urea is not chiral, but the cage structure is.¹⁶⁵ Racemic unsaturated hydrocarbons have been resolved as inclusion complex crystals with a chiral host compound derived from tartaric acid.¹⁶⁶ *trans*-Cyclooctene (p. 150) was resolved by conversion to a platinum complex containing an optically active amine.¹⁶⁷

Fractional crystallization has always been the most common method for the separation of diastereomers. When it can be used, binary phase diagrams for the diastereomeric salts have been used to calculate the efficiency of optical resolution.¹⁶⁸ However, its tediousness and the fact that it is limited to solids prompted a search for other methods. Fractional distillation has given only limited separation, but GC¹⁶⁹ and preparative

¹⁶⁰Periasamy, M.; Kumar, N. S.; Sivakumar, S.; Rao, V. D.; Ramanathan, C. R.; Venkatraman, L. *J. Org. Chem.* **2001**, *66*, 3828.

¹⁶¹Andersen, N.G.; Ramsden, P.D.; Che, D.; Parvez, M.; Keay, B.A. *Org. Lett.* **1999**, *1*, 2009; Andersen, N.G.; Ramsden, P.D.; Che, D.; Parvez, M.; Keay, B.A. *J. Org. Chem.* **2001**, *66*, 7478.

¹⁶²Caccamese, S.; Bottino, A.; Cunsolo, F.; Parlato, S.; Neri, P. *Tetrahedron Asymmetry* **2000**, *11*, 3103.

¹⁶³See, for example, Kyba, E.B.; Koga, K.; Sousa, L.R.; Siegel, M.G.; Cram, D.J. *J. Am. Chem. Soc.* **1973**, *95*, 2692; Slingenfelter, D.S.; Helgeson, R.C.; Cram, D.J. *J. Org. Chem.* **1981**, *46*, 393; Pearson, D.P.J.; Leigh, S.J.; Sutherland, I.O. *J. Chem. Soc. Perkin Trans. 1* **1979**, 3113; Bussman, W.; Lehn, J.M.; Oesch, U.; Plumeré, P.; Simon, W. *Helv. Chim. Acta* **1981**, *64*, 657; Davidson, R.B.; Bradshaw, J.S.; Jones, B.A.; Dalley, N.K.; Christensen, J.J.; Izatt, R.M.; Morin, F.G.; Grant, D.M. *J. Org. Chem.* **1984**, *49*, 353. See also Toda, F.; Tanaka, K.; Omata, T.; Nakamura, K.; Ōshima, T. *J. Am. Chem. Soc.* **1983**, *105*, 5151.

¹⁶⁴For reviews of chiral inclusion compounds, including their use for resolution, see Prelog, V.; Kovačević, M.; Egli, M. *Angew. Chem. Int. Ed.* **1989**, *28*, 1147; Worsch, D.; Vögtle, F. *Top. Curr. Chem.* **1987**, *140*, 21; Toda, F. *Top. Curr. Chem.* **1987**, *140*, 43; Stoddart, J.F. *Top. Stereochem.* **1987**, *17*, 207; Sirlin, C. *Bull. Soc. Chim. Fr.* **1984**, II-5-40; Arad-Yellin, R.; Green, B.S.; Knossow, M.; Tsoucaris, G., in Atwood; Davies; MacNicol *Inclusion Compounds*, Vol. 3; Academic Press, NY, **1984**, pp. 263-295; Stoddart, J.F. *Prog. Macrocyclic Chem.* **1981**, *2*, 173; Cram, D.J.; Helgeson, R.C.; Sousa, L.R.; Timko, J.M.; Newcomb, M.; Moreau, P.; DeJong, F.; Gokel, G.W.; Hoffman, D.H.; Domeier, L.A.; Peacock, S.C.; Madan, K.; Kaplan, L. *Pure Appl. Chem.* **1975**, *43*, 327.

¹⁶⁵See Schlenk Jr., W. *Liebigs Ann. Chem.* **1973**, 1145, 1156, 1179, 1195. Inclusion complexes of tri-*o*-thymotide can be used in a similar manner: see Arad-Yellin, R.; Green, B.S.; Knossow, M.; Tsoucaris, G. *J. Am. Chem. Soc.* **1983**, *105*, 4561.

¹⁶⁶Miyamoto, H.; Sakamoto, M.; Yoskioka, K.; Takaoka, R.; Toda, F. *Tetrahedron Asymmetry* **2000**, *11*, 3045.

¹⁶⁷Cope, A.C.; Ganellin, C.R.; Johnson, Jr., H.W.; Van Auken, T.V.; Winkler, H.J.S. *J. Am. Chem. Soc.* **1963**, *85*, 3276. For a review, see Tsuji, J. *Adv. Org. Chem.* **1969**, *6*, 109, see p. 220.

¹⁶⁸Amos, R.D.; Handy, N.C.; Jones, P.G.; Kirby, A.J.; Parker, J.K.; Percy, J.M.; Su, M.D. *J. Chem. Soc. Perkin Trans. 2* **1992**, 549.

¹⁶⁹See, for example, Casanova, J.; Corey, E.J. *Chem. Ind. (London)* **1961**, 1664; Gil-Av, E.; Nurok, D. *Proc. Chem. Soc.* **1962**, 146; Gault, Y.; Felkin, H. *Bull. Soc. Chim. Fr.* **1965**, 742; Vitt, S.V.; Saporovskaya, M.B.; Gudkova, I.P.; Belikov, V.M. *Tetrahedron Lett.* **1965**, 2575; Westley, J.W.; Halpern, B.; Karger, B.L. *Anal. Chem.* **1968**, *40*, 2046; Kawa, H.; Yamaguchi, F.; Ishikawa, N. *Chem. Lett.* **1982**, 745.

liquid chromatography¹⁷⁰ have proved more useful. In many cases, they have supplanted fractional crystallization, especially where the quantities to be resolved are small.¹⁷¹

- 2. Differential Absorption.** When a racemic mixture is placed on a chromatographic column, if the column consists of chiral substances, then in principle the enantiomers should move along the column at different rates and should be separable without having to be converted to diastereomers.¹⁷¹ This has been successfully accomplished with paper, column, thin-layer,¹⁷² and gas and liquid chromatography.¹⁷³ For example, racemic mandelic acid has been almost completely resolved by column chromatography on starch.¹⁷⁴ Many workers have achieved separations with gas and liquid chromatography by the use of columns packed with chiral absorbents.¹⁷⁵ Columns packed with chiral materials are now commercially available and are capable of separating the enantiomers of certain types of compounds.¹⁷⁶
- 3. Chiral Recognition.** The use of chiral hosts to form diastereomeric inclusion compounds was mentioned above. But in some cases it is possible for a host to form an inclusion compound with one enantiomer of a racemic guest, but not the other. This is called *chiral recognition*. One enantiomer fits into the chiral host cavity, the other does not. More often, both diastereomers are formed, but one forms more rapidly than the other, so that if the guest is

¹⁷⁰For example, See Pirkle, W.H.; Hauske, J.R. *J. Org. Chem.* **1977**, *42*, 1839; Helmchen, G.; Nill, G. *Angew. Chem. Int. Ed.* **1979**, *18*, 65; Meyers, A.I.; Slade, J.; Smith, R.K.; Mihelich, E.D.; Hershenson, F.M.; Liang, C.D. *J. Org. Chem.* **1979**, *44*, 2247; Goldman, M.; Kustanovich, Z.; Weinstein, S.; Tishbee, A.; Gil-Av, E. *J. Am. Chem. Soc.* **1982**, *104*, 1093.

¹⁷¹For monographs on the use of liquid chromatography to effect resolutions, see Lough, W.J. *Chiral Liquid Chromatography*; Blackie and Sons: London, **1989**; Krstulović, A.M. *Chiral Separations by HPLC*; Ellis Horwood: Chichester, **1989**; Zief, M.; Crane, L.J. *Chromatographic Separations*, Marcel Dekker, NY, **1988**. For a review, see Karger, B.L. *Anal. Chem.* **1967**, *39* (8), 24A.

¹⁷²Weinstein, S. *Tetrahedron Lett.* **1984**, *25*, 985.

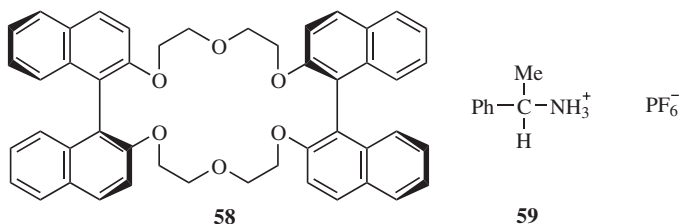
¹⁷³For monographs, see Allenmark, S.G. *Chromatographic Enantioseparation*, Ellis Horwood, Chichester, **1988**; König, W.A. *The Practice of Enantiomer Separation by Capillary Gas Chromatography*, Hüthig, Heidelberg, **1987**. For reviews, see Schurig, V.; Nowotny, H. *Angew. Chem. Int. Ed.* **1990**, *29*, 939; Pirkle, W.H.; Pochapsky, T.C. *Chem. Rev.* **1989**, *89*, 347, *Adv. Chromatogr.*, **1987**, *27*, 73; Okamoto, Y. *CHEMTECH* **1987**, *176*; Blaschke, G. *Angew. Chem. Int. Ed.* **1980**, *19*, 13; Rogozhin, S.V.; Davankov, V.A. *Russ. Chem. Rev.* **1968**, *37*, 565. See also many articles in the journal *Chirality*.

¹⁷⁴Ohara, M.; Ohta, K.; Kwan, T. *Bull. Chem. Soc. Jpn.* **1964**, *37*, 76. See also, Blaschke, G.; Donow, F. *Chem. Ber.* **1975**, *108*, 2792; Hess, H.; Burger, G.; Musso, H. *Angew. Chem. Int. Ed.* **1978**, *17*, 612.

¹⁷⁵See, for example, Gil-Av, E.; Tishbee, A.; Hare, P.E. *J. Am. Chem. Soc.* **1980**, *102*, 5115; Hesse, G.; Hagel, R. *Liebigs Ann. Chem.* **1976**, *996*; Schlögl, K.; Widhalm, M. *Chem. Ber.* **1982**, *115*, 3042; Koppenhoefer, B.; Allmendinger, H.; Nicholson, G. *Angew. Chem. Int. Ed.* **1985**, *24*, 48; Dobashi, Y.; Hara, S. *J. Am. Chem. Soc.* **1985**, *107*, 3406; *J. Org. Chem.* **1987**, *52*, 2490; Konrad, G.; Musso, H. *Liebigs Ann. Chem.* **1986**, *1956*; Pirkle, W.H.; Pochapsky, T.C.; Mahler, G.S.; Corey, D.E.; Reno, D.S.; Alessi, D.M. *J. Org. Chem.* **1986**, *51*, 4991; Okamoto, Y.; Aburatani, R.; Kaida, Y.; Hatada, K. *Chem. Lett.* **1988**, *1125*; Ehlers, J.; König, W.A.; Lutz, S.; Wenz, G.; tom Dieck, H. *Angew. Chem. Int. Ed.* **1988**, *27*, 1556; Hyun, M.H.; Park, Y.; Baik, I. *Tetrahedron Lett.* **1988**, *29*, 4735; Schurig, V.; Nowotny, H.; Schmalzing, D. *Angew. Chem. Int. Ed.* **1989**, *28*, 736; Ôi, S.; Shijo, M.; Miyano, S. *Chem. Lett.* **1990**, *59*; Erlandsson, P.; Marle, I.; Hansson, L.; Isaksson, R.; Pettersson, C.; Pettersson, G. *J. Am. Chem. Soc.* **1990**, *112*, 4573.

¹⁷⁶See, for example, Pirkle, W.H.; Welch, C.J. *J. Org. Chem.* **1984**, *49*, 138.

removed it is already partially resolved (this is a form of kinetic resolution, see category 6). An example is use of the chiral crown ether **58** partially to resolve the racemic amine salt **59**.¹⁷⁷ When an aqueous solution of **59** was



mixed with a solution of optically active **58** in chloroform, and the layers separated, the chloroform layer contained about twice as much of the complex between **58** and (*R*)-**59** as of the diastereomeric complex. Many other chiral crown ethers and cryptands have been used, as have been cyclodextrins,¹⁷⁸ cholic acid,¹⁷⁹ and other kinds of hosts.¹⁶⁴ Of course, enzymes are generally very good at chiral recognition, and much of the work in this area has been an attempt to mimic the action of enzymes.

4. *Biochemical Processes*.¹⁸⁰ Biological molecules may react at different rates with the two enantiomers. For example, a certain bacterium may digest one enantiomer, but not the other. Pig liver esterase has been used for the selective cleavage of one enantiomeric ester.¹⁸¹ This method is limited, since it is necessary to find the proper organism and since one of the enantiomers is destroyed in the process. However, when the proper organism is found, the method leads to a high extent of resolution since biological processes are usually very stereoselective.
5. *Mechanical Separation*.¹⁸² This is the method by which Pasteur proved that racemic acid was actually a mixture of (+)- and (-)-tartaric acids.¹⁸³ In the case of racemic sodium ammonium tartrate, the enantiomers crystallize

¹⁷⁷Cram, D.J.; Cram, J.M. *Science* **1974**, *183*, 803. See also, Yamamoto, K.; Fukushima, H.; Okamoto, Y.; Hatada, K.; Nakazaki, M. *J. Chem. Soc. Chem. Commun.* **1984**, 1111; Kanoh, S.; Hongoh, Y.; Katoh, S.; Motoi, M.; Suda, H. *J. Chem. Soc. Chem. Commun.* **1988**, 405; Bradshaw, J.S.; Huszthy, P.; McDaniel, C.W.; Zhu, C.Y.; Dalley, N.K.; Izatt, R.M.; Lifson, S. *J. Org. Chem.* **1990**, *55*, 3129.

¹⁷⁸See, for example, Hamilton, J.A.; Chen, L. *J. Am. Chem. Soc.* **1988**, *110*, 5833.

¹⁷⁹See Miyata, M.; Shibakana, M.; Takemoto, K. *J. Chem. Soc. Chem. Commun.* **1988**, 655.

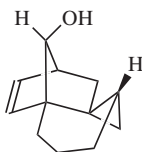
¹⁸⁰For a review, see Sih, C.J.; Wu, S. *Top. Stereochem.* **1989**, *19*, 63.

¹⁸¹For an example, see Gais, H.-J.; Jungen, M.; Jadhav, V. *J. Org. Chem.* **2001**, *66*, 3384.

¹⁸²For reviews, see Collet, A.; Brienne, M.; Jacques, J. *Chem. Rev.* **1980**, *80*, 215; *Bull. Soc. Chim. Fr.* **1972**, 127; **1977**, 494. For a discussion, see Curtin, D.Y.; Paul, I.C. *Chem. Rev.* **1981**, *81*, 525 pp. 535–536.

¹⁸³Besides discovering this method of resolution, Pasteur also discovered the method of conversion to diastereomers and separation by fractional crystallization and the method of biochemical separation (and, by extension, kinetic resolution).

separately: all the (+) molecules going into one crystal and all the (–) into another. Since the crystals too are nonsuperimposable, their appearance is not identical and a trained crystallographer can separate them with tweezers.¹⁸⁴ However, this is seldom a practical method, since few compounds crystallize in this manner. Even sodium ammonium tartrate does so only when it is crystallized <27°C. A more useful variation of the method, although still not very common, is the seeding of a racemic solution with something that will cause only one enantiomer to crystallize.¹⁸⁵ An interesting example of the mechanical separation technique was reported in the isolation of heptahelicene (p. 150). One enantiomer of this compound, which incidentally has the extremely high rotation of $[\alpha]_D^{20} = +6200^\circ$, spontaneously crystallizes from benzene.¹⁸⁶ In the case of 1,1'-binaphthyl, optically active crystals can be formed simply by heating polycrystalline racemic samples of the compound at 76–150°C. A phase change from one crystal form to another takes place.¹⁸⁷ Note that 1,1'-binaphthyl is one of the few compounds that can be resolved by the Pasteur tweezer method. In some cases resolution can be achieved by enantioselective crystallization in the presence of a chiral additive.¹⁸⁸



60

Spontaneous resolution has also been achieved by sublimation. In the case of the norborneol derivative **60**, when the racemic solid is subjected to sublimation, the (+) molecules condense into one crystal and the (–)

¹⁸⁴This is a case of optically active materials arising from inactive materials. However, it may be argued that an optically active investigator is required to use the tweezers. Perhaps a hypothetical human being constructed entirely of inactive molecules would be unable to tell the difference between left- and right-handed crystals.

¹⁸⁵For a review of the seeding method, see Secor, R.M. *Chem. Rev.* **1963**, 63, 297.

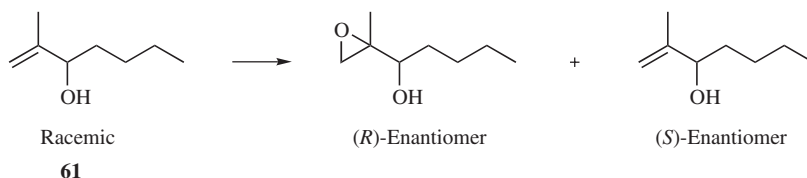
¹⁸⁶Martin, R.H.; Baes, M. *Tetrahedron* **1975**, 31, 2135. See also, Wynberg, H.; Groen, M.B. *J. Am. Chem. Soc.* **1968**, 90, 5339. For a discussion of other cases, see McBride, J.M.; Carter, R.L. *Angew. Chem. Int. Ed.* **1991**, 30, 293.

¹⁸⁷Wilson, K.R.; Pincock, R.E. *J. Am. Chem. Soc.* **1975**, 97, 1474; Kress, R.B.; Duesler, E.N.; Etter, M.C.; Paul, I.C.; Curtin, D.Y. *J. Am. Chem. Soc.* **1980**, 102, 7709. See also, Lu, M.D.; Pincock, R.E. *J. Org. Chem.* **1978**, 43, 601; Gottarelli, G.; Spada, G.P. *J. Org. Chem.* **1991**, 56, 2096. For a discussion and other examples, see Agranat, I.; Perlmutter-Hayman, B.; Tapuhi, Y. *Nouv. J. Chem.* **1978**, 2, 183.

¹⁸⁸Addadi, L.; Weinstein, S.; Gati, E.; Weissbuch, I.; Lahav, M. *J. Am. Chem. Soc.* **1982**, 104, 4610. See also, Weissbuch, I.; Addadi, L.; Berkovitch-Yellin, Z.; Gati, E.; Weinstein, S.; Lahav, M.; Leiserowitz, L. *J. Am. Chem. Soc.* **1983**, 105, 6615.

molecules into another.¹⁸⁹ In this case, the crystals are superimposable, unlike the situation with sodium ammonium tartrate, but the investigators were able to remove a single crystal, which proved optically active.

6. *Kinetic Resolution.*¹⁹⁰ Since enantiomers react with chiral compounds at different rates, it is sometimes possible to effect a partial separation by stopping the reaction before completion. This method is very similar to the asymmetric syntheses discussed on p. 147. A method has been developed to evaluate the enantiomeric ratio of kinetic resolution using only the extent of substrate conversion.¹⁹¹ An important application of this method is the resolution of racemic alkenes by treatment with optically active diisopinocampheylborane,¹⁹² since alkenes do not easily lend themselves to conversion to diastereomers if no other functional groups are present. Another example



is the resolution of allylic alcohols, such as **61** with one enantiomer of a chiral epoxidation agent (see **15-50**).¹⁹³ In the case of **61**, the discrimination was extreme. One enantiomer was converted to the epoxide and the other was not, the rate ratio (hence the selectivity factor) being >100 . Of course, in this method only one of the enantiomers of the original racemic mixture is obtained, but there are at least two possible ways of getting the other: (1) use of the other enantiomer of the chiral reagent; (2) conversion of the product to the starting compound by a reaction that preserves the stereochemistry.

¹⁸⁹Paquette, L.A.; Lau, C.J. *J. Org. Chem.* **1987**, *52*, 1634.

¹⁹⁰For reviews, see Kagan, H.B.; Fiaud, J.C. *Top. Stereochem.* **1988**, *18*, 249; Ward, R.S. *Tetrahedron Asymmetry* **1995**, *6*, 1475; Pellissier, H. *Tetrahedron* **2003**, *59*, 8291.

¹⁹¹Lu, Y.; Zhao, X.; Chen, Z.-N. *Tetrahedron Asymmetry* **1995**, *6*, 1093.

¹⁹²Brown, H.C.; Ayyangar, N.R.; Zweifel, G. *J. Am. Chem. Soc.* **1964**, *86*, 397.

¹⁹³Martin, V.S.; Woodard, S.S.; Katsuki, T.; Yamada, Y.; Ikeda, M.; Sharpless, K.B. *J. Am. Chem. Soc.* **1981**, *103*, 6237. See also, Kobayashi, Y.; Kusakabe, M.; Kitano, Y.; Sato, F. *J. Org. Chem.* **1988**, *53*, 1586; Kitano, Y.; Matsumoto, T.; Sato, F. *Tetrahedron* **1988**, *44*, 4073; Carlier, P.R.; Mungall, W.S.; Schröder, G.; Sharpless, K.B. *J. Am. Chem. Soc.* **1988**, *110*, 2978; Discordia, R.P.; Dittmer, D.C. *J. Org. Chem.* **1990**, *55*, 1414. For other examples, see Miyano, S.; Lu, L.D.; Viti, S.M.; Sharpless, K.B. *J. Org. Chem.* **1985**, *50*, 4350; Paquette, L.A.; DeRussy, D.T.; Cottrell, C.E. *J. Am. Chem. Soc.* **1988**, *110*, 890; Weidert, P.J.; Geyer, E.; Horner, L. *Liebigs Ann. Chem.* **1989**, 533; Katamura, M.; Ohkuma, T.; Tokunaga, M.; Noyori, R. *Tetrahedron: Asymmetry* **1990**, *1*, 1; Hayashi, M.; Miwata, H.; Oguni, N. *J. Chem. Soc. Perkin Trans. 2* **1991**, 1167.

Kinetic resolution of racemic allylic acetates¹⁹⁴ has been accomplished via asymmetric dihydroxylation (p. 1166), and 2-oxoimidazolidine-4-carboxylates have been developed as new chiral auxiliaries for the kinetic resolution of amines.¹⁹⁵ Reactions catalyzed by enzymes can be utilized for this kind of resolution.¹⁹⁶

7. *Deracemization*. In this type of process, one enantiomer is converted to the other, so that a racemic mixture is converted to a pure enantiomer, or to a mixture enriched in one enantiomer. This is not quite the same as the methods of resolution previously mentioned, although an outside optically active substance is required. To effect the deracemization two conditions are necessary: (1) the enantiomers must complex differently with the optically active substance; (2) they must interconvert under the conditions of the experiment. When racemic thioesters were placed in solution with a specific optically active amide for 28 days, the solution contained 89% of one enantiomer and 11% of the other.¹⁹⁷ In this case, the presence of a base (Et₃N) was necessary for the interconversion to take place. Biocatalytic deracemization processes induce deracemization of chiral secondary alcohols.¹⁹⁸ In a specific example, *Sphingomonas paucimobilis* NCIMB 8195 catalyzes the efficient deracemization of many secondary alcohols in up to 90% yield of the (*R*)-alcohol.¹⁹⁹

Optical Purity²⁰⁰

Suppose we have just attempted to resolve a racemic mixture by one of the methods described in the previous section. How do we know that the two enantiomers we have obtained are pure? For example, how do we know that the (+) isomer is not contaminated by, say, 20% of the (–) isomer and vice versa? If we knew the value of $[\alpha]$ for the pure material ($[\alpha]_{\max}$), we could easily determine the purity of our sample by measuring its rotation. For example, if $[\alpha]_{\max}$ is +80° and our (+) enantiomer contains 20% of the (–) isomer, $[\alpha]$ for the sample will be +48°. ²⁰¹

¹⁹⁴Lohray, B.B.; Bhushan, V. *Tetrahedron Lett.* **1993**, 34, 3911.

¹⁹⁵Kubota, H.; Kubo, A.; Nunami, K. *Tetrahedron Lett.* **1994**, 35, 3107.

¹⁹⁶For example, see Nakamura, K.; Inoue, Y.; Ohno, A. *Tetrahedron Lett.* **1994**, 35, 4375; Mohr, P. Rösslein, L.; Tamm, C. *Tetrahedron Lett.* **1989**, 30, 2513; Kazlauskas, R.J. *J. Am. Chem. Soc.* **1989**, 111, 4953; Schwartz, A.; Madan, P.; Whitesell, J.K.; Lawrence, R.M. *Org. Synth.*, **69**, 1; Francalanci, F.; Cesti, P.; Cabri, W.; Bianchi, D.; Martinengo, T.; Foà, M. *J. Org. Chem.* **1987**, 52, 5079.

¹⁹⁷Pirkle, W.H.; Reno, D.S. *J. Am. Chem. Soc.* **1987**, 109, 7189. For another example, see Reider, P.J.; Davis, P.; Hughes, D.L.; Grabowski, E.J.J. *J. Org. Chem.* **1987**, 52, 955.

¹⁹⁸Stecher, H.; Faber, K. *Synthesis* **1997**, 1.

¹⁹⁹Allan, G. R.; Carnell, A. J. *J. Org. Chem.* **2001**, 66, 6495.

²⁰⁰For a review, see Raban, M.; Mislow, K. *Top. Stereochem.* **1967**, 2, 199.

²⁰¹If a sample contains 80% (+) and 20% (–) isomer, the (–) isomer cancels an equal amount of (+) isomer and the mixture behaves as if 60% of it were (+) and the other 40% inactive. Therefore the rotation is 60% of 80° or 48°. This type of calculation, however, is not valid for cases in which $[\alpha]$ is dependent on concentration (p. 139); see Horeau, A. *Tetrahedron Lett.* **1969**, 3121.

We define *optical purity* as

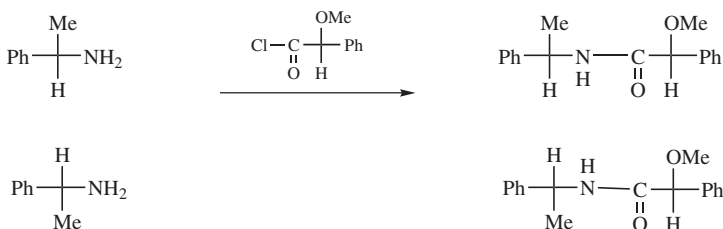
$$\text{Percent optical purity} = \frac{[\alpha]_{\text{obs}}}{[\alpha]_{\text{max}}} \times 100$$

Assuming a linear relationship between $[\alpha]$ and concentration, which is true for most cases, the optical purity is equal to the percent excess of one enantiomer over the other:

$$\text{Optical purity} = \text{percent enantiomeric excess} = \frac{[R] - [S]}{[R] + [S]} \times 100 = (\%R) - (\%S)$$

But how do we determine the value of $[\alpha]_{\text{max}}$? It is plain that we have two related problems here; namely, what are the optical purities of our two samples and what is the value of $[\alpha]_{\text{max}}$. If we solve one, the other is also solved. Several methods for solving these problems are known.

One of these methods involves the use of NMR²⁰² (see p. 161). Suppose we have a nonracemic mixture of two enantiomers and wish to know the proportions. We convert the mixture into a mixture of diastereomers with an optically pure reagent and look at the NMR spectrum of the resulting mixture, for example,



If we examined the NMR spectrum of the starting mixture, we would find only one peak (split into a doublet by the C—H) for the Me protons, since enantiomers give identical NMR spectra.²⁰³ But the two amides are not enantiomers and each Me gives its own doublet. From the intensity of the two peaks, the relative proportions of the two diastereomers (and hence of the original enantiomers) can be determined. Alternatively, the “unsplit” OMe peaks could have been used. This method was satisfactorily used to determine the optical purity of a sample of 1-phenylethylamine (the case shown above),²⁰⁴ as well as other cases, but it is obvious that

²⁰²Raban, M.; Mislow, K. *Tetrahedron Lett.* **1965**, 4249, **1966**, 3961; Jacobus, J.; Raban, M. *J. Chem. Educ.* **1969**, *46*, 351; Tokles, M.; Snyder, J.K. *Tetrahedron Lett.* **1988**, *29*, 6063. For a review, see Yamaguchi, S., in Morrison, J.D. *Asymmetric Synthesis*, Vol. 1, Academic Press, NY, **1983**, pp. 125–152. See also Raban, M.; Mislow, K. *Top. Stereochem.* **1967**, *2*, 199.

²⁰³Though enantiomers give identical nmr spectra, the spectrum of a single enantiomer may be different from that of the racemic mixture, even in solution. See Williams, T.; Pitcher, R.G.; Bommer, P.; Gutzwiller, J.; Uskoković, M. *J. Am. Chem. Soc.* **1969**, *91*, 1871.

²⁰⁴Raban, M.; Mislow, K. *Top. Stereochem.* **1967**, *2*, 199, see pp. 216–218.

sometimes corresponding groups in diastereomeric molecules will give NMR signals that are too close together for resolution. In such cases, one may resort to the use of a different optically pure reagent. The ^{13}C NMR can be used in a similar manner.²⁰⁵ It is also possible to use these spectra to determine the absolute configuration of the original enantiomers by comparing the spectra of the diastereomers with those of the original enantiomers.²⁰⁶ From a series of experiments with related compounds of known configurations it can be determined in which direction one or more of the ^1H or ^{13}C NMR peaks are shifted by formation of the diastereomer. It is then assumed that the peaks of the enantiomers of unknown configuration will be shifted the same way.

A closely related method does not require conversion of enantiomers to diastereomers, but relies on the fact that (in principle, at least) enantiomers have different NMR spectra *in a chiral solvent*, or when mixed with a chiral molecule (in which case transient diastereomeric species may form). In such cases, the peaks may be separated enough to permit the proportions of enantiomers to be determined from their intensities.²⁰⁷ Another variation, which gives better results in many cases, is to use an achiral solvent but with the addition of a *chiral lanthanide shift reagent* such as *tris*[3-trifluoroacetyl-*d*-camphorato]europium(III).²⁰⁸ Lanthanide shift reagents have the property of spreading NMR peaks of compounds with which they can form coordination compounds, for example, alcohols, carbonyl compounds, and amines. Chiral lanthanide shift reagents shift the peaks of the two enantiomers of many such compounds to different extents.

Another method, involving GC,²⁰⁹ is similar in principle to the NMR method. A mixture of enantiomers whose purity is to be determined is converted by means of an optically pure reagent into a mixture of two diastereomers. These diastereomers are then separated by GC (p. 172) and the ratios determined from the peak areas.

²⁰⁵For a method that relies on diastereomer formation without a chiral reagent, see Feringa, B.L.; Strijtveen, B.; Kellogg, R.M. *J. Org. Chem.* **1986**, *51*, 5484. See also, Pasquier, M.L.; Marty, W. *Angew. Chem. Int. Ed.* **1985**, *24*, 315; Luchinat, C.; Roelens, S. *J. Am. Chem. Soc.* **1986**, *108*, 4873.

²⁰⁶See Dale, J.A.; Mosher, H.S. *J. Am. Chem. Soc.* **1973**, *95*, 512; Rinaldi, P.L. *Prog. NMR Spectrosc.*, **1982**, *15*, 291; Faghieh, R.; Fontaine, C.; Horibe, I.; Imamura, P.M.; Lukacs, G.; Olesker, A.; Seo, S. *J. Org. Chem.* **1985**, *50*, 4918; Trost, B.M.; Belletire, J.L.; Godleski, S.; McDougal, P.G.; Balkovec, J.M.; Baldwin, J.J.; Christy, M.E.; Ponticello, G.S.; Varga, S.L.; Springer, J.P. *J. Org. Chem.* **1986**, *51*, 2370.

²⁰⁷For reviews of nmr chiral solvating agents, see Weisman, G.R., in Morrison, J.D. *Asymmetric Synthesis*, Vol. 1, Academic Press, NY, **1983**, pp. 153–171; Pirkle, W.H.; Hoover, D.J. *Top. Stereochem.* **1982**, *13*, 263. For literature references, see Sweeting, L.M.; Anet, F.A.L. *Org. Magn. Reson.* **1984**, *22*, 539. See also, Pirkle, W.H.; Tsiouras, A. *Tetrahedron Lett.* **1985**, *26*, 2989; Parker, D.; Taylor, R.J. *Tetrahedron* **1987**, *43*, 5451.

²⁰⁸Sweeting, L.M.; Crans, D.C.; Whitesides, G.M. *J. Org. Chem.* **1987**, *52*, 2273. For a monograph on chiral lanthanide shift reagents, see Morrill, T.C. *Lanthanide Shift Reagents in Stereochemical Analysis*, VCH, NY, **1986**. For reviews, see Fraser, R.R., in Morrison, J.D. *Asymmetric Synthesis*, Vol. 1, Academic Press, NY, **1983**, pp. 173–196; Sullivan, G.R. *Top. Stereochem.* **1978**, *10*, 287.

²⁰⁹Charles, R.; Fischer, G.; Gil-Av, E. *Isr. J. Chem.* **1963**, *1*, 234; Halpern, B.; Westley, J.W. *Chem. Commun.* **1965**, 246; Vitt, S.V.; Saporovskaya, M.B.; Gudkova, I.P.; Belikov, V.M. *Tetrahedron Lett.* **1965**, 2575; Guetté, J.; Horeau, A. *Tetrahedron Lett.* **1965**, 3049; Westley, J.W.; Halpern, B. *J. Org. Chem.* **1968**, *33*, 3978.

Once again, the ratio of diastereomers is the same as that of the original enantiomers. High-pressure liquid chromatography has been used in a similar manner and has wider applicability.²¹⁰ The direct separation of enantiomers by gas or liquid chromatography on a chiral column has also been used to determine optical purity.²¹¹

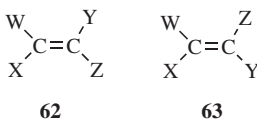
Other methods²¹² involve isotopic dilution,²¹³ kinetic resolution,²¹⁴ ¹³C NMR relaxation rates of diastereomeric complexes,²¹⁵ and circular polarization of luminescence.²¹⁶

CIS-TRANS ISOMERISM

Compounds in which rotation is restricted may exhibit cis-trans isomerism.²¹⁷ These compounds do not rotate the plane of polarized light (unless they also happen to be chiral), and the properties of the isomers are not identical. The two most important types are isomerism resulting from double bonds and that resulting from rings.

Cis-Trans Isomerism Resulting from Double Bonds

It has been mentioned (p. 10) that the two carbon atoms of a C=C double bond and the four atoms directly attached to them are all in the same plane and that rotation around the double bond is prevented. This means that in the case of a molecule WXC=CYZ, stereoisomerism exists when $W \neq X$ and $Y \neq Z$. There are two and



only two isomers (**62** and **63**), each superimposable on its mirror image unless one of the groups happens to carry a stereogenic center. Note that **62** and **63** are diastereomers, by the definition given on p. 155. There are two ways to name

²¹⁰For a review, see Pirkle, W.H.; Finn, J., in Morrison, J.D. *Asymmetric Synthesis*, Vol. 1, Academic Press, NY, **1983**, pp. 87–124.

²¹¹For reviews, see in Morrison, J.D. *Asymmetric Synthesis*, Vol. 1, Academic Press, NY, **1983**, the articles by Schurig, V. pp. 59–86 and Pirkle, W.H.; Finn, J. pp. 87–124.

²¹²See also Leitich, J. *Tetrahedron Lett.* **1978**, 3589; Hill, H.W.; Zens, A.P.; Jacobus, J. *J. Am. Chem. Soc.* **1979**, *101*, 7090; Matsumoto, M.; Yajima, H.; Endo, R. *Bull. Chem. Soc. Jpn.* **1987**, *60*, 4139.

²¹³Berson, J.A.; Ben-Efraim, D.A. *J. Am. Chem. Soc.* **1959**, *81*, 4083. For a review, see Andersen, K.K.; Gash, D.M.; Robertson, J.D. in Morrison, J.D. *Asymmetric Synthesis*, Vol. 1, Academic Press, NY, **1983**, pp. 45–57.

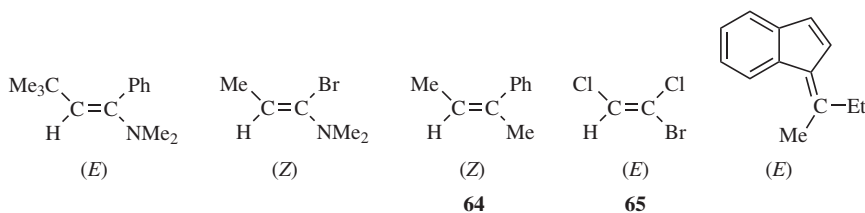
²¹⁴Horeau, A.; Guetté, J.; Weidmann, R. *Bull. Soc. Chim. Fr.* **1966**, 3513. For a review, see Schoofs, A.R.; Guetté, J., in Morrison, J.D. *Asymmetric Synthesis*, Vol. 1, Academic Press, NY, **1983**, pp. 29–44.

²¹⁵Hofer, E.; Keuper, R. *Tetrahedron Lett.* **1984**, *25*, 5631.

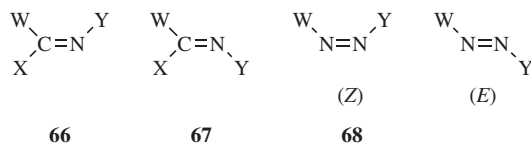
²¹⁶Eaton, S.S. *Chem. Phys. Lett.* **1971**, *8*, 251; Schippers, P.H.; Dekkers, H.P.J.M. *Tetrahedron* **1982**, *38*, 2089.

²¹⁷Cis-trans isomerism was formerly called *geometrical isomerism*.

such isomers. In the older method, one isomer is called *cis* and the other *trans*. When $W = Y$, **62** is the *cis* and **63** the *trans* isomer. Unfortunately, there is no easy way to apply this method when the four groups are different. The newer method, which can be applied to all cases, is based on the Cahn–Ingold–Prelog system (p. 155). The two groups at each carbon are ranked by the sequence rules. Then that isomer with the two higher ranking groups on the same side of the double bond is called (*Z*) (for the German word *zusammen* meaning *together*); the other is (*E*) (for *entgegen* meaning *opposite*).²¹⁸ A few examples are shown. Note that the (*Z*) isomer is not necessarily the one that would be called *cis* under the older system (e.g., **64**, and **65**). Like *cis* and *trans*, (*E*) and (*Z*) are used as prefixes; for example, **65** is called (*E*)-1-bromo-1,2-dichloroethene.



This type of isomerism is also possible with other double bonds, such as $C=N$,²¹⁹ $N=N$, or even $C=S$,²²⁰ although in these cases only two or three groups are connected to the double-bond atoms. In the case of imines, oximes, and other $C=N$ compounds, if $W = Y$, **66** may be called *syn* and **67** *anti*, although (*E*) and (*Z*) are often used here too.²²¹ In azo compounds, there is no ambiguity. Compound **68** is always *syn* or (*Z*) regardless of the nature of W and Y .



If there is more than one double bond²²² in a molecule and if $W \neq X$ and $Y \neq Z$ for each, the number of isomers in the most general case is 2^n , although this number may be decreased if some of the substituents are the same, as in

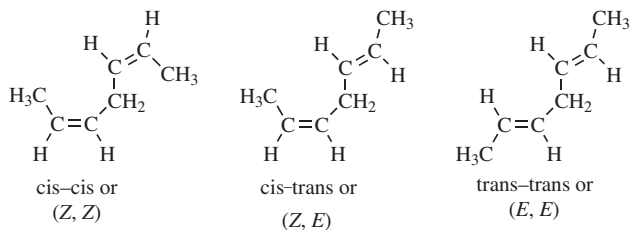
²¹⁸For a complete description of the system, see *Pure Appl. Chem.* **1977**, *45*, 13; *Nomenclature of Organic Chemistry*, Pergamon, Elmsford, NY, **1979** (the Blue Book).

²¹⁹For reviews of isomerizations about $C=N$ bonds, see, in Patai, S. *The Chemistry of the Carbon–Nitrogen Double Bond*; Wiley, NY, **1970**, the articles by McCarty, C.G., 363–464 (pp. 364–408), and Wettermark, G. 565–596 (pp. 574–582).

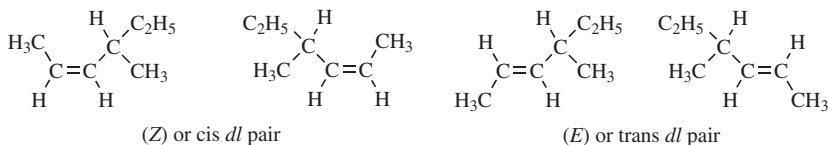
²²⁰King, J.F.; Durst, T. *Can. J. Chem.* **1966**, *44*, 819.

²²¹A mechanism has been reported for the acid-catalyzed (*Z/E*) isomerization of imines. See Johnson, J.E.; Morales, N.M.; Gorczyca, A.M.; Dolliver, D.D.; McAllister, M.A. *J. Org. Chem.* **2001**, *66*, 7979.

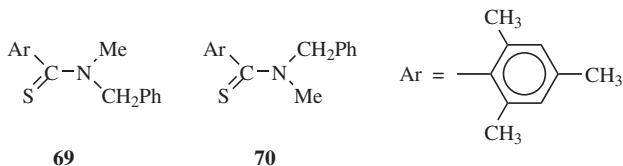
²²²This rule does not apply to allenes, which do not show *cis–trans* isomerism at all (see p. 148).



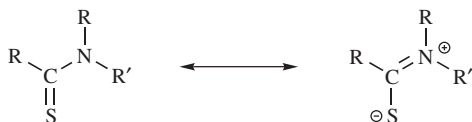
When a molecule contains a double bond and an asymmetric carbon, there are four isomers, a cis pair of enantiomers and a trans pair:



Double bonds in small rings are so constrained that they must be cis. From cyclopropene (a known system) to cycloheptene, double bonds in a stable ring cannot be trans. However, the cyclooctene ring is large enough to permit trans double bonds to exist (see p. 151), and for rings larger than 10- or 11-membered, trans isomers are more stable²²³ (see also, p. 225).



In a few cases, single-bond rotation is so slowed that cis and trans isomers can be isolated even where no double bond exists²²⁴ (see also p. 230). One example is *N*-methyl-*N*-benzylthioesitylide (**69** and **70**),²²⁵ the isomers of which are stable in the crystalline state but interconvert with a half-life of ~25 h in CDCl₃ at 50°C.²²⁶ This type of isomerism is rare; it is found chiefly in certain amides and thioamides, because resonance gives the single bond some double-bond character and slows rotation.⁵³ (For other examples of restricted rotation about single bonds, see pp. 230–233).



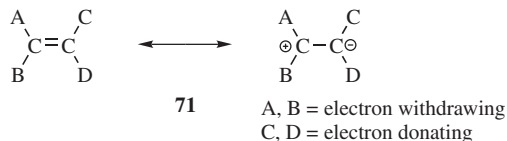
²²³Cope, A.C.; Moore, P.T.; Moore, W.R. *J. Am. Chem. Soc.* **1959**, *81*, 3153.

²²⁴For a review, see Ōki, M. *Applications of Dynamic NMR Spectroscopy to Organic Chemistry*, VCH, NY, **1985**, pp. 41–71.

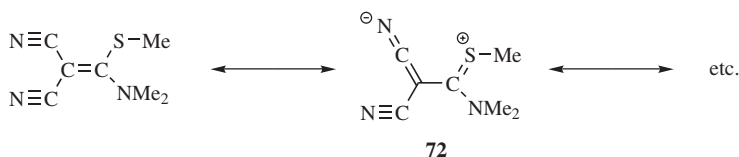
²²⁵Mannschreck, A. *Angew. Chem. Int. Ed.* **1965**, *4*, 985. See also, Toldy, L.; Radics, L. *Tetrahedron Lett.* **1966**, 4753; Völter, H.; Helmchen, G. *Tetrahedron Lett.* **1978**, 1251; Walter, W.; Hühnerfuss, H. *Tetrahedron Lett.* **1981**, *22*, 2147.

²²⁶This is another example of atropisomerism (p. 145).

Conversely, there are compounds in which nearly free rotation is possible around what are formally C=C double bonds. These compounds, called *push-pull* or *captodative* ethylenes, have two electron-withdrawing groups on one carbon and two electron-donating groups on the other (**71**).²²⁷ The contribution of di-ionic



canonical forms, such as the one shown decreases the double-bond character and allows easier rotation. For example, compound **72** has a barrier to rotation of 13 kcal mol^{-1} (55 kJ mol^{-1}),²²⁸ compared to a typical value of $\sim 62\text{--}65 \text{ kcal mol}^{-1}$ ($260\text{--}270 \text{ kJ mol}^{-1}$) for simple alkenes.



Since they are diastereomers, cis-trans isomers always differ in properties; the differences may range from very slight to considerable. The properties of maleic acid are so different from those of fumaric acid (Table 4.2) that it is not surprising that they have different names. Since they generally have more symmetry than cis isomers, trans isomers in most cases have higher melting points and lower

TABLE 4.2. Some Properties of Maleic and Fumaric Acids

Property	Maleic Acid	Fumaric Acid
Melting point, °C	130	286
Solubility in water at 25°C, g L ⁻¹	788	7
K ₁ (at 25°C)	1.5 × 10 ⁻²	1 × 10 ⁻³
K ₂ (at 25°C)	2.6 × 10 ⁻⁷	3 × 10 ⁻⁵

²²⁷For reviews, see Sandström, J. *Top. Stereochem.* **1983**, *14*, 83; Ōki, M. *Applications of Dynamic NMR Spectroscopy to Organic Chemistry*, VCH, NY, **1985**, pp. 111–125.

²²⁸Sandström, J.; Wennerbeck, I. *Acta Chem. Scand. Ser. B*, **1978**, *32*, 421.

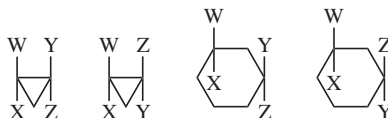
solubilities in inert solvents. The *cis* isomer usually has a higher heat of combustion, which indicates a lower thermochemical stability. Other noticeably different properties are densities, acid strengths, boiling points, and various types of spectra, but the differences are too involved to be discussed here.

It is also important to note that *trans*-alkenes are often more stable than *cis*-alkenes due to diminished steric hindrance (p. 232), but this is not always the case. It is known, for example, that *cis*-1,2-difluoroethene is thermodynamically more stable than *trans*-1,2-difluoroethene. This appears to be due to delocalization of halogen lone-pair electrons and an antiperiplanar effect between vicinal antiperiplanar bonds.²²⁹

Cis–Trans Isomerism of Monocyclic Compounds

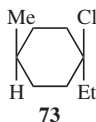
Although rings of four carbons and larger are not generally planar (see p. 211), they will be treated as such in this section, since the correct number of isomers can be determined when this is done²³⁰ and the principles are easier to visualize (see p. 204).

The presence of a ring, like that of a double bond, prevents rotation. *Cis* and *trans* isomers are possible whenever there are two carbons on a ring, each of which is substituted by two different groups. The two carbons need not be adjacent. Examples are



In some cases, the two stereoisomers can interconvert. In *cis*- and *trans*-disubstituted cyclopropanones, for example, there is reversible interconversion that favors the more stable *trans* isomer. This fluxional isomerization occurs via ring opening to an unseen oxyallyl *valence bond* isomer.²³¹

As with double bonds, *cis* and *trans* isomers are possible, but the restrictions are that W may equal Y and X may equal Z, but W may not equal X and Y may not equal Z. There is an important difference from the double-bond case: The



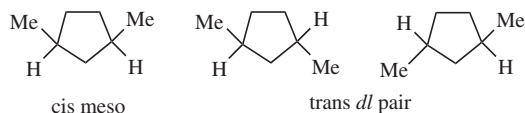
substituted carbons are stereogenic carbons. This means that there are not *only* two isomers. In the most general case, where W, X, Y, and Z are all different,

²²⁹Yamamoto, T.; Tomoda, S. *Chem. Lett.* **1997**, 1069.

²³⁰For a discussion of why this is so, see Leonard, J.E.; Hammond, G.S.; Simmons, H.E. *J. Am. Chem. Soc.* **1975**, *97*, 5052.

²³¹Sorensen, T.S.; Sun, F. *J. Chem. Soc. Perkin Trans. 2* **1998**, 1053.

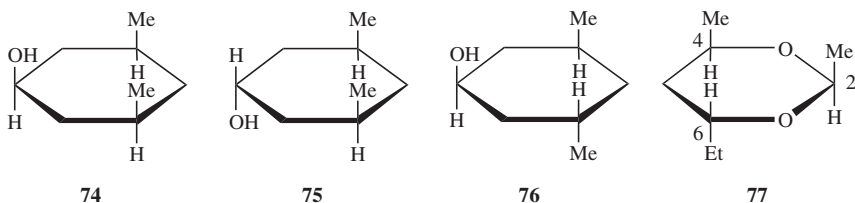
there are four isomers since neither the cis nor the trans isomer is superimposable on its mirror image. This is true regardless of ring size or which carbons are involved, except that in rings of even-numbered size when W, X, Y, and Z are at opposite corners, no chirality is present, for example, **73**. In this case, the substituted carbons are *not* chiral carbons. Note also that a plane of symmetry exists in such compounds. When $W = Y$ and $X = Z$, the cis isomer is always superimposable on its mirror image, and hence is a meso compound, while the trans isomer consists of a *dl* pair, except in the case noted above. Again, the cis isomer has a plane of symmetry while the trans does not.



Rings with more than two differently substituted carbons can be dealt with on similar principles. In some cases, it is not easy to tell the number of isomers by inspection.¹⁰⁵ The best method for the student is to count the number n of differently substituted carbons (these will usually be asymmetric, but not always, e.g., in **73**), and then to draw 2^n structures, crossing out those that can be superimposed on others (usually the easiest method is to look for a plane of symmetry). By this means, it can be determined that for 1,2,3-cyclohexanetriol there are two meso compounds and a *dl* pair; and for 1,2,3,4,5,6-hexachlorocyclohexane there are seven meso compounds and a *dl* pair. The drawing of these structures is left as an exercise for the student.

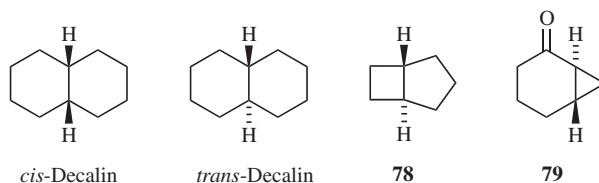
Similar principles apply to heterocyclic rings as long as there are carbons (or other ring atoms) containing two different groups.

Cyclic stereoisomers containing only two differently substituted carbons are named either cis or trans, as previously indicated. The (*Z*, *E*) system is not used for cyclic compounds. However, cis-trans nomenclature will not suffice for compounds with more than two differently substituted atoms. For these compounds, a system is used in which the configuration of each group is given with respect to a reference group, which is chosen as the group attached to the lowest numbered ring member bearing a substituent giving rise to cis-trans isomerism. The reference group is indicated by the symbol r . Three stereoisomers named according to this system are *c*-3,*c*-5-dimethylcyclohexan-*r*-1-ol (**74**), *t*-3,*t*-5-dimethylcyclohexan-*r*-1-ol (**75**), and *c*-3,*t*-5-dimethylcyclohexan-*r*-1-ol (**76**). The last example demonstrates the rule that when there are two otherwise equivalent ways of going around the ring, one chooses the path that gives the cis designation to the first substituent after the reference. Another example is *r*-2,*c*-4-dimethyl-*t*-6-ethyl-1,3-dioxane (**77**).

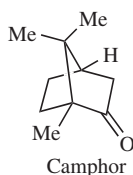


Cis–Trans Isomerism of Fused and Bridged Ring Systems

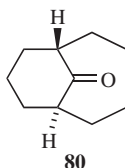
Fused bicyclic systems are those in which two rings share two and only two atoms. In such systems, there is no new principle. The fusion may be *cis* or *trans*, as illustrated by *cis*- and *trans*-decalin. However, when the rings are small enough, the *trans* configuration is impossible and the junction must be *cis*. The smallest *trans* junction that has been prepared when one ring is four membered is a four–five junction; *trans*-bicyclo[3.2.0]heptane (**78**) is known.²³² For the bicyclo[2.2.0] system



(a four–four fusion), only *cis* compounds have been made. The smallest known *trans* junction when one ring is three-membered is a six–three junction (a bicyclo[4.1.0] system). An example is **79**.²³³ When one ring is three membered and the other eight membered (an eight–three junction), the *trans*-fused isomer is more stable than the corresponding *cis*-fused isomer.²³⁴



In *bridged* bicyclic ring systems, two rings share more than two atoms. In these cases, there may be fewer than 2^n isomers because of the structure of the system. For example, there are only two isomers of camphor (a pair of enantiomers), although it has two chiral carbons. In both isomers, the methyl and hydrogen are *cis*. The *trans* pair of enantiomers is impossible in this case, since the bridge *must*



be *cis*. The smallest bridged system so far prepared in which the bridge is *trans* is the [4.3.1] system; the *trans* ketone **80** has been prepared.²³⁵ In this case there

²³²Meinwald, J.; Tufariello, J.J.; Hurst, J.J. *J. Org. Chem.* **1964**, *29*, 2914.

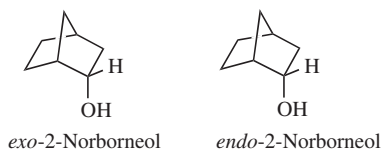
²³³Paukstelis, J.V.; Kao, J. *J. Am. Chem. Soc.* **1972**, *94*, 4783. For references to other examples, see Dixon, D.A.; Gassman, P.G. *J. Am. Chem. Soc.* **1988**, *110*, 2309.

²³⁴Corbally, R.P.; Perkins, M.J.; Carson, A.S.; Laye, P.G.; Steele, W.V. *J. Chem. Soc. Chem. Commun.* **1978**, 778.

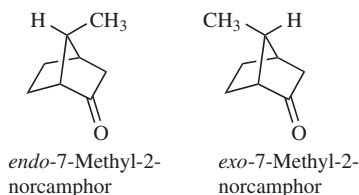
²³⁵Winkler, J.D.; Hey, J.P.; Williard, P.G. *Tetrahedron Lett.* **1988**, *29*, 4691.

are four isomers, since both the *trans* and the *cis* (which has also been prepared) are pairs of enantiomers.

When one of the bridges contains a substituent, the question arises as to how to name the isomers involved. When the two bridges that do *not* contain the substituent are of unequal length, the rule generally followed is that the prefix *endo-* is used when the substituent is closer to the longer of the two unsubstituted bridges; the prefix *exo-* is used when the substituent is closer to the shorter bridge; for example,



When the two bridges not containing the substituent are of equal length, this convention cannot be applied, but in some cases a decision can still be made; for example, if one of the two bridges contains a functional group, the *endo* isomer is the one in which the substituent is closer to the functional group:



Out-In Isomerism

Another type of stereoisomerism, called *out-in* isomerism (or *in-out*),²³⁶ is found in salts of tricyclic diamines with nitrogen at the bridgeheads. In medium-sized bicyclic ring systems, *in-out* isomerism is possible,²³⁷ and the bridgehead nitrogen atoms adopt whichever arrangement is more stable.²³⁸ If we focus attention on the nitrogen lone pairs, 1,4-diazabicyclo[2.2.2]octane (**81**) favors the *out-out* isomer, 1,6-diazabicyclo[4.4.4]tetradecane (**82**) the *in,in*,²³⁹ 1,5-diazabicyclo[3.3.3]undecane (**83**) has nearly planar nitrogen atoms,²⁴⁰ and 1,9-diazabicyclo[7.3.1]tridecane (**84**) is *in,out*.²⁴¹ One can also focus on the NH unit in the case of ammonium salts.

²³⁶See Alder, R. *Acc. Chem. Res.* **1983**, *16*, 321.

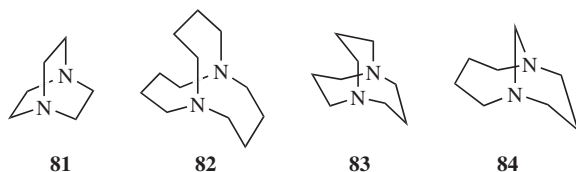
²³⁷Alder, R.W.; East, S.P. *Chem. Rev.* **1996**, *96*, 2097.

²³⁸Alder, R.W. *Tetrahedron* **1990**, *46*, 683.

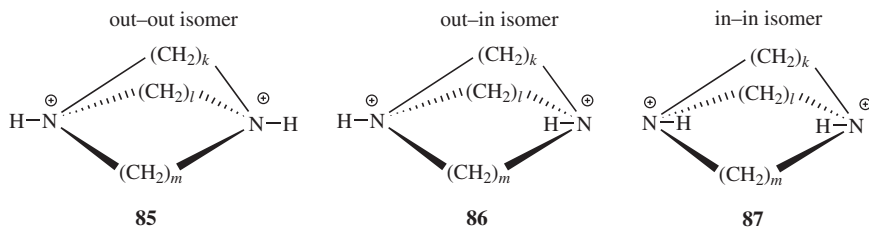
²³⁹Alder, R.W.; Orpen, A.G.; Sessions, R.B. *J. Chem. Soc., Chem. Commun.* **1983**, 999.

²⁴⁰Alder, R.W.; Goode, N.C.; King, T.J.; Mellor, J.M.; Miller, B.W. *J. Chem. Soc., Chem. Commun.* **1976**, 173; Alder, R.W.; Arrowsmith, R.J.; Casson, A.; Sessions, R.B.; Heilbronner, E.; Kovac, B.; Huber, H.; Taagepera, M. *J. Am. Chem. Soc.* **1981**, *103*, 6137.

²⁴¹Alder, R.W.; Heilbronner, E.; Honegger, E.; McEwen, A.B.; Moss, R.E.; Olefirowicz, E.; Petillo, P.A.; Sessions, R.B.; Weisman, G.R.; White, J.M.; Yang, Z.-Z. *J. Am. Chem. Soc.* **1993**, *115*, 6580.



In the examples **85–87**, when k , l , and $m > 6$, the N–H bonds can be inside the molecular cavity or outside, giving rise to three isomers, as shown. Simmons and Park²⁴² isolated several such isomers with k , l , and m varying from 6 to 10. In the 9,9,9 compound, the cavity of the in-in isomer is large enough to encapsulate a



chloride ion that is hydrogen bonded to the two N–H groups. The species thus formed is a cryptate, but differs from the cryptates discussed at p. 119 in that there is a negative rather than a positive ion enclosed.²⁴³ Even smaller ones (e.g., the 4,4,4 compound) have been shown to form mono-inside-protonated ions.²⁴⁴ In compound **88**, which has four quaternary nitrogens, a halide ion has been encapsulated without a hydrogen being present on a nitrogen.²⁴⁵ This ion does not display *in-out* isomerism. *Out-in* and *in-in* isomers have also been prepared in analogous all-carbon tricyclic systems.²⁴⁶

It is known that chiral phosphanes are more pyramidal and that inversion is more difficult, usually requiring temperatures well over 100°C for racemization.²⁴⁷ Alder

²⁴²Simmons, H.E.; Park, C.H. *J. Am. Chem. Soc.* **1968**, *90*, 2428; Park, C.H.; Simmons, H.E. *J. Am. Chem. Soc.* **1968**, *90*, 2429, 2431; Simmons, H.E.; Park, C.H.; Uyeda, R.T.; Habibi, M.F. *Trans. N.Y. Acad. Sci.* **1970**, *32*, 521. See also, Dietrich, B.; Lehn, J.M.; Sauvage, J.P. *Tetrahedron* **1973**, *29*, 1647; Dietrich, B.; Lehn, J.M.; Sauvage, J.P.; Blanzat, J. *Tetrahedron* **1973**, *29*, 1629.

²⁴³For reviews, see Schmidtchen, F.P.; Gleich, A.; Schummer, A. *Pure Appl. Chem.* **1989**, *61*, 1535; Pierre, J.; Baret, P. *Bull. Soc. Chim. Fr.* **1983**, II-367. See also, Hosseini, M.W.; Lehn, J. *Helv. Chim. Acta* **1988**, *71*, 749.

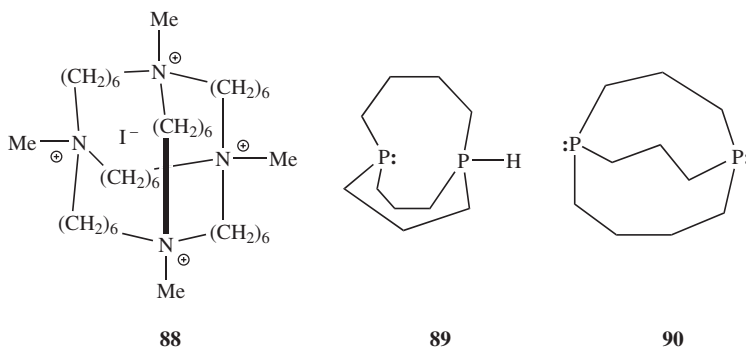
²⁴⁴Alder, R.W.; Moss, R.E.; Sessions, R.B. *J. Chem. Soc. Chem. Commun.* **1983**, 997, 1000; Alder, R.W.; Orpen, A.G.; Sessions, R.B. *J. Chem. Soc. Chem. Commun.* **1983**, 999; Dietrich, B.; Lehn, J.M.; Guilhem, J.; Pascard, C. *Tetrahedron Lett.* **1989**, *30*, 4125; Wallon, A.; Peter-Katalinić, J.; Werner, U.; Müller, W.M.; Vögtle, F. *Chem. Ber.* **1990**, *123*, 375.

²⁴⁵Schmidtchen, F.P.; Müller, G. *J. Chem. Soc. Chem. Commun.* **1984**, 1115. See also, Schmidtchen, F.P. *J. Am. Chem. Soc.* **1986**, *108*, 8249, *Top. Curr. Chem.* **1986**, *132*, 101.

²⁴⁶Park, C.H.; Simmons, H.E. *J. Am. Chem. Soc.* **1972**, *94*, 7184; Gassman, P.G.; Hoye, R.C. *J. Am. Chem. Soc.* **1981**, *103*, 215; McMurry, J.E.; Hodge, C.N. *J. Am. Chem. Soc.* **1984**, *106*, 6450; Winkler, J.D.; Hey, J.P.; Williard, P.G. *J. Am. Chem. Soc.* **1986**, *108*, 6425.

²⁴⁷See Baechler, R.D.; Mislow, K. *J. Am. Chem. Soc.* **1970**, *92*, 3090; Rauk, A.; Allen, L.C.; Mislow, K. *Angew. Chem. Int. Ed.* **1970**, *9*, 400.

and Read found that deprotonation of bis(phosphorane) **89** (which is known to have an *in-out* structure with significant P–P bonding) leads to a rearrangement and the *out-out* diphosphane **90**.²⁴⁸ Reprotonation gives **89**,²⁴⁹ with inversion at the non-protonated phosphorus atom occurring at room temperature.



Enantiotopic and Diastereotopic Atoms, Groups, and Faces²⁵⁰

Many molecules contain atoms or groups that appear to be equivalent, but with a close inspection will show to be actually different. We can test whether two atoms are equivalent by replacing each of them in turn with some other atom or group. If the new molecules created by this process are identical, the original atoms are equivalent; otherwise they are not. We can distinguish three cases.

1. In the case of malonic acid $\text{CH}_2(\text{COOH})_2$, propane CH_2Me_2 , or any other molecule of the form CH_2Y_2 ,²⁵¹ if we replace either of the CH_2 hydrogens by a group Z, the identical compound results. The two hydrogens are thus equivalent. Equivalent atoms and groups need not, of course, be located on the same carbon atom. For example, all the chlorine atoms of hexachlorobenzene are equivalent as are the two bromine atoms of 1,3-dibromopropane.
2. In the case of ethanol CH_2MeOH , if we replace one of the CH_2 hydrogens by a group Z, we get one enantiomer of the compound ZCHMeOH (**91**), while replacement of the other hydrogen gives the *other* enantiomer (**92**). Since the

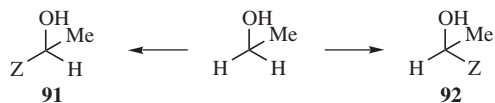
²⁴⁸Alder, R.W.; Read, D. *Angew. Chem. Int. Ed.* **2000**, *39*, 2879.

²⁴⁹Alder, R.W.; Ellis, D.D.; Gleiter, R.; Harris, C.J.; Lange, H.; Orpen, A.G.; Read, D.; Taylor, P.N. *J. Chem. Soc., Perkin Trans. 1* **1998**, 1657.

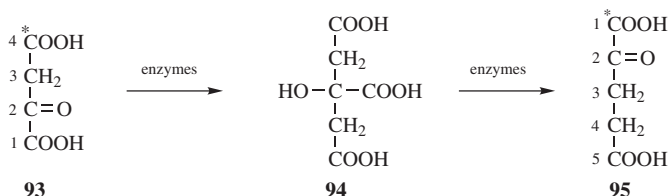
²⁵⁰These terms were coined by Mislow. For lengthy discussions of this subject, see Eliel, E.L. *Top. Curr. Chem.* **1982**, *105*, 1, *J. Chem. Educ.* **1980**, *57*, 52; Mislow, K.; Raban, M. *Top. Stereochem.* **1967**, *1*, 1. See also, Ault, A. *J. Chem. Educ.* **1974**, *51*, 729; Kaloustian, S.A.; Kaloustian, M.K. *J. Chem. Educ.* **1975**, *52*, 56; Jennings, W.B. *Chem. Rev.* **1975**, *75*, 307.

²⁵¹In the case where Y is itself a chiral group, this statement is only true when the two Y groups have the same configuration.

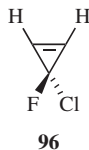
two compounds that result upon replacement of H by Z (**91** and **92**) are not



identical but enantiomeric, the hydrogens are *not* equivalent. We define as *enantiotopic* two atoms or groups that upon replacement with a third group give enantiomers. In any symmetrical environment the two hydrogens behave as equivalent, but in a dissymmetrical environment they may behave differently. For example, in a reaction with a chiral reagent they may be attacked at different rates. This has its most important consequences in enzymatic reactions,²⁵² since enzymes are capable of much greater discrimination than ordinary chiral reagents. An example is found in the Krebs cycle, in biological organisms, where oxaloacetic acid (**93**) is converted to α -oxoglutaric



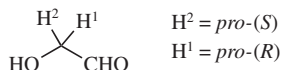
acid (**95**) by a sequence that includes citric acid (**94**) as an intermediate. When **93** is labeled with ^{14}C at the 4 position, the label is found only at C-1 of **95**, despite the fact that **94** is not chiral. The two CH_2COOH groups of **94** are enantiotopic and the enzyme easily discriminates between them.²⁵³ Note that the X atoms or groups of any molecule of the form CX_2WY are always enantiotopic if neither W nor Y is chiral, although enantiotopic atoms and groups may also be found in other molecules, for example, the hydrogen atoms in 3-fluoro-3-chlorocyclopropene (**96**). In this case, substitution of an H by a group Z makes the C-3 atom asymmetric and substitution at C-1 gives the opposite enantiomer from substitution at C-2.



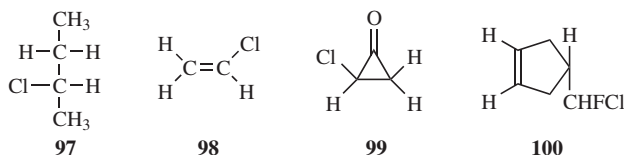
²⁵²For a review, see Benner, S.A.; Glasfeld, A.; Piccirilli, J.A. *Top. Stereochem.* **1989**, *19*, 127. For a nonenzymatic example, see Job, R.C.; Bruice, T.C. *J. Am. Chem. Soc.* **1974**, *96*, 809.

²⁵³The experiments were carried out by Evans, Jr., E.A.; Slotin, L. *J. Biol. Chem.* **1941**, *141*, 439; Wood, H.G.; Werkman, C.H.; Hemingway, A.; Nier, A.O. *J. Biol. Chem.* **1942**, *142*, 31. The correct interpretation was given by Ogston, A.G. *Nature (London)* **1948**, *162*, 963. For discussion, see Hirschmann, H., in Florkin, M.; Stotz, E.H. *Comprehensive Biochemistry*, Vol. 12, pp. 236–260, Elsevier, NY, **1964**; Cornforth, J.W. *Tetrahedron* **1974**, *30*, 1515; Vennesland, B. *Top. Curr. Chem.* **1974**, *48*, 39; Eliel, E.L. *Top. Curr. Chem.*, **1982**, *105*, 1, pp. 5–7, 45–70.

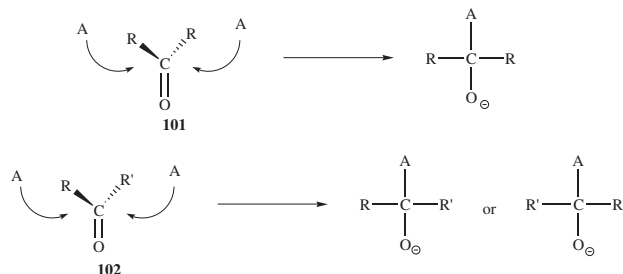
The term *prochiral*²⁵⁴ is used for a compound or group that has two enantiotopic atoms or groups, for example, CX₂WY. That atom or group X that would lead to an R compound if preferred to the other is called *pro-(R)*. The other is *pro-(S)*; for example,



3. Where two atoms or groups in a molecule are in such positions that replacing each of them in turn by a group Z gives rise to diastereomers, the atoms or groups are called *diastereotopic*. Some examples are the CH₂ groups of 2-chlorobutane (**97**), vinyl chloride (**98**), and chlorocyclopropane (**99**) and the



two alkenyl hydrogens of **100**. Diastereotopic atoms and groups are different in any environment, chiral or achiral. These hydrogens react at different rates with achiral reagents, but an even more important consequence is that in nmr spectra, diastereotopic hydrogens theoretically give different peaks and split each other. This is in sharp contrast to equivalent or enantiotopic hydrogens, which are indistinguishable in the NMR, except when chiral solvents are used, in which case enantiotopic (but not equivalent) protons give different peaks.²⁵⁵ The term *isochronous* is used for hydrogens that are indistinguishable in the NMR.²⁵⁶ In practice, the NMR signals from diastereotopic protons are often found to be indistinguishable, but this is merely because they are very close together. Theoretically they are distinct, and they have been resolved in many cases. When they appear together, it is sometimes possible to resolve them by the use of lanthanide shift reagents (p. 181) or by changing the solvent or concentration. Note that X atoms or groups CX₂WY are diastereotopic if either W or Y is chiral.

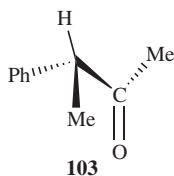


²⁵⁴Hirschmann, H.; Hanson, K.R. *Tetrahedron* **1974**, *30*, 3649.

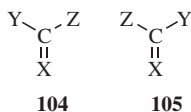
²⁵⁵Pirkle, W.H. *J. Am. Chem. Soc.* **1966**, *88*, 1837; Burlingame, T.G.; Pirkle, W.H. *J. Am. Chem. Soc.* **1966**, *88*, 4294; Pirkle, W.H.; Burlingame, T.G. *Tetrahedron Lett.* **1967**, 4039.

²⁵⁶For a review of isochronous and nonisochronous nuclei in the nmr, see van Gorkom, M.; Hall, G.E. *Q. Rev. Chem. Soc.* **1968**, *22*, 14. For a discussion, see Silverstein, R.M.; LaLonde, R.T. *J. Chem. Educ.* **1980**, *57*, 343.

Just as there are enantiotopic and diastereotopic atoms and groups, so we may distinguish *enantiotopic and diastereotopic faces* in trigonal molecules. Again, we have three cases: (1) In formaldehyde or acetone (**101**), attack by an achiral reagent A from either face of the molecule gives rise to the same transition state and product; the two faces are thus equivalent. (2) In butanone or acetaldehyde (**102**), attack by an achiral A at one face gives a transition state and product that are the enantiomers of those arising from attack at the other face. Such faces are enantiotopic. As we have already seen (p. 153), a



racemic mixture must result in this situation. However, attack at an enantiotopic face by a chiral reagent gives diastereomers, which are not formed in equal amounts. (3) In a case like **103**, the two faces are obviously not equivalent and are called diastereotopic. Enantiotopic and diastereotopic faces can be named by an extension of the Cahn–Ingold–Prelog system.²¹⁰ If the three groups as arranged by the sequence rules have the order $X > Y > Z$, that face in which the groups in this sequence are clockwise (as in **104**) is the *Re* face (from Latin *rectus*), whereas **105** shows the *Si* face (from Latin *sinister*).



Note that new terminology has been proposed.²⁵⁷ The concept of sphericity is used, and the terms homospheric, enantiospheric, and hemispheric have been coined to specify the nature of an orbit (an equivalent class) assigned to a coset representation.²⁵⁸ Using these terms, prochirality can be defined: if a molecule has at least one enantiospheric orbit, the molecule is defined as being prochiral.²⁵⁸

Stereospecific and Stereoselective Syntheses

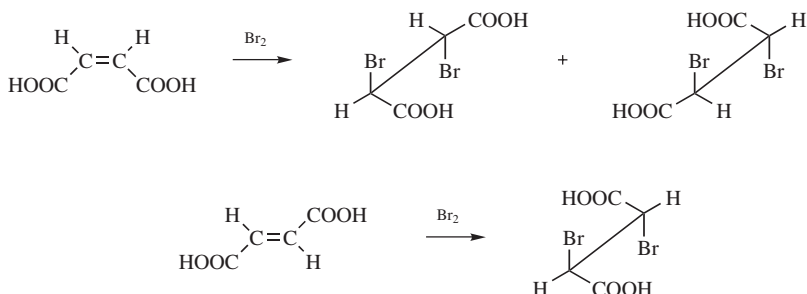
Any reaction in which only one of a set of stereoisomers is formed exclusively or predominantly is called a *stereoselective* synthesis.²⁵⁹ The same term is used when a mixture of two or more stereoisomers is exclusively or predominantly formed at

²⁵⁷Fujita, S. *J. Org. Chem.* **2002**, *67*, 6055.

²⁵⁸Fujita, S. *J. Am. Chem. Soc.* **1990**, *112*, 3390.

²⁵⁹For a further discussion of these terms and of stereoselective reactions in general, see Eliel, E.L.; Wilen, S.H.; Mander, L.N. *Stereochemistry of Organic Compounds*, Wiley-Interscience, NY, **1994**, pp. 835–990.

the expense of other stereoisomers. In a *stereospecific* reaction, a given isomer leads to one product while another stereoisomer leads to the opposite product. All stereospecific reactions are necessarily stereoselective, but the converse is not true. These terms are best illustrated by examples. Thus, if maleic acid treated with bromine gives the *dl* pair of 2,3-dibromosuccinic acid while fumaric acid gives the meso isomer (this is the case), the reaction is stereospecific as well as stereoselective because two opposite isomers give two opposite isomers:



However, if both maleic and fumaric acid gave the *dl* pair or a mixture in which the *dl* pair predominated, the reaction would be stereoselective, but not stereospecific. If more or less equal amounts of *dl* and meso forms were produced in each case, the reaction would be nonstereoselective. A consequence of these definitions is that if a reaction is carried out on a compound that has no stereoisomers, it cannot be stereospecific, but at most stereoselective. For example, addition of bromine to methylacetylene could (and does) result in preferential formation of *trans*-1,2-dibromopropene, but this can be only a stereoselective, not a stereospecific reaction.

CONFORMATIONAL ANALYSIS

If two different 3D arrangements in space of the atoms in a molecule are interconvertible merely by free rotation about bonds, they are called *conformations*.²⁶⁰ If they are not interconvertible, they are called *configurations*.²⁶¹ Conformations represent *isomers* that can be separated, as previously discussed in this chapter. Conformations represent *conformers*, which are rapidly interconvertible and thus

²⁶⁰For related discussions see Bonchev, D.; Rouvray, D.H. *Chemical Topology*, Gordon and Breach, Australia, **1999**.

²⁶¹For books on conformational analysis see Dale, J. *Stereochemistry and Conformational Analysis*; Verlag Chemie: Deerfield Beach, FL, **1978**; Chiurdoglu, G. *Conformational Analysis*; Academic Press, NY, **1971**; Eliel, E.L.; Allinger, N.L.; Angyal, S.J.; Morrison, G.A. *Conformational Analysis*; Wiley, NY, **1965**; Hanack, M. *Conformation Theory*; Academic Press, NY, **1965**. For reviews, see Dale, J. *Top. Stereochem.* **1976**, *9*, 199; Truax, D.R.; Wieser, H. *Chem. Soc. Rev.* **1976**, *5*, 411; Eliel, E.L. *J. Chem. Educ.* **1975**, *52*, 762; Bastiansen, O.; Seip, H.M.; Boggs, J.E. *Perspect. Struct. Chem.* **1971**, *4*, 60; Bushweller, C.H.; Gianni, M.H., in Patai, S. *The Chemistry of Functional Groups, Supplement E*; Wiley, NY, **1980**, pp. 215–278.

nonseparable. The terms “conformational isomer” and “rotamer”²⁶² are sometimes used instead of “conformer.” A number of methods have been used to determine conformations.²⁶³ These include X-ray and electron diffraction, IR, Raman, UV, NMR,²⁶⁴ and microwave spectra,²⁶⁵ photoelectron spectroscopy,²⁶⁶ supersonic molecular jet spectroscopy,²⁶⁷ and optical rotatory dispersion and CD measurements.²⁶⁸ Ring current NMR anisotropy has been applied to conformational analysis,²⁶⁹ as has chemical shift simulation.²⁷⁰ Some of these methods are useful only for solids. It must be kept in mind that the conformation of a molecule in the solid state is not necessarily the same as in solution.²⁷¹ Conformations can be *calculated* by a method called molecular mechanics (p. 213). A method was reported that characterized six-membered ring conformations as a linear combination of ideal basic conformations.²⁷² The term absolute conformation has been introduced for molecules for which one conformation is optically inactive but, by internal rotation about a C(sp³)–C(sp³) bond, optically active conformers are produced.²⁷³

²⁶²Öki, M. *The Chemistry of Rotational Isomers*, Springer-Verlag, Berlin, **1993**.

²⁶³For a review, see Eliel, E.L.; Allinger, N.L.; Angyal, S.J.; Morrison, G.A. *Conformational Analysis*, Wiley, NY, **1965**, pp. 129–188.

²⁶⁴For monographs on the use of NMR to study conformational questions, see Öki, M. *Applications of Dynamic NMR Spectroscopy to Organic Chemistry*, VCH, NY, **1985**; Marshall, J.L. *Carbon–Carbon and Carbon–Proton NMR Couplings*, VCH, NY, **1983**. For reviews, see Anet, F.A.L.; Anet, R., in Nachod, F.C.; Zuckerman, J.J. *Determination of Organic Structures by Physical Methods*, Vol. 3, Academic Press, NY, **1971**, pp. 343–420; Kessler, H. *Angew. Chem. Int. Ed.* **1970**, *9*, 219; Ivanova, T.M.; Kugatova-Shemyakina, G.P. *Russ. Chem. Rev.* **1970**, *39*, 510; Anderson, J.E. *Q. Rev. Chem. Soc.* **1965**, *19*, 426; Franklin, N.C.; Feltkamp, H. *Angew. Chem. Int. Ed.* **1965**, *4*, 774; Johnson, Jr., C.S. *Adv. Magn. Reson.* **1965**, *1*, 33. See also, Whitesell, J.K.; Minton, M. *Stereochemical Analysis of Alicyclic Compounds by C-13 NMR Spectroscopy*, Chapman and Hall, NY, **1987**.

²⁶⁵For a review see Wilson, E.B. *Chem. Soc. Rev.* **1972**, *1*, 293.

²⁶⁶For a review, see Klessinger, M.; Rademacher, P. *Angew. Chem. Int. Ed.* **1979**, *18*, 826.

²⁶⁷Breen, P.J.; Warren, J.A.; Bernstein, E.R.; Seeman, J.I. *J. Am. Chem. Soc.* **1987**, *109*, 3453.

²⁶⁸For monographs, see Kagan, H.B. *Determination of Configurations by Dipole Moments, CD, or ORD* (Vol. 2 of Kagan, *Stereochemistry*), Georg Thieme Publishers, Stuttgart, **1977**; Crabbé, P. *ORD and CD in Chemistry and Biochemistry*, Academic Press, NY, **1972**, *Optical Rotatory Dispersion and Circular Dichroism in Organic Chemistry*, Holden-Day, San Francisco, **1965**; Sznatzke, G. *Optical Rotatory Dispersion and Circular Dichroism in Organic Chemistry*, Sadtler Research Laboratories, Philadelphia, **1967**; Velluz, L.; Legrand, M.; Grosjean, M. *Optical Circular Dichroism*, Academic Press, NY, **1965**. For reviews, see Smith, H.E. *Chem. Rev.* **1983**, *83*, 359; Håkansson, R., in Patai, S. *The Chemistry of Acid Derivatives*, pt. 1, Wiley, NY, **1979**, pp. 67–120; Hudec, J.; Kirk, D.N. *Tetrahedron* **1976**, *32*, 2475; Schellman, J.A. *Chem. Rev.* **1975**, *75*, 323; Velluz, L.; Legrand, M. *Bull. Soc. Chim. Fr.* **1970**, 1785; Barrett, G.C., in Bentley, K.W.; Kirby, G.W. *Elucidation of Organic Structures by Physical and Chemical Methods*, 2nd ed. (Vol. 4 of Weissberger, A. *Techniques of Chemistry*), pt. 1, Wiley, NY, **1972**, pp. 515–610; Sznatzke, G. *Angew. Chem. Int. Ed.* **1968**, *7*, 14; Crabbé, P., in Nachod, F.C.; Zuckerman, J.J. *Determination of Organic Structures by Physical Methods*, Vol. 3, Academic Press, NY, **1971**, pp. 133–205; Crabbé, P.; Klyne, W. *Tetrahedron* **1967**, *23*, 3449; Crabbé, P. *Top. Stereochem.* **1967**, *1*, 93–198; Eyring, H.; Liu, H.; Caldwell, D. *Chem. Rev.* **1968**, *68*, 525.

²⁶⁹Chen, J.; Cammers-Goodwin, A. *Eur. J. Org. Chem.* **2003**, 3861.

²⁷⁰Iwamoto, H.; Yang, Y.; Usui, S.; Fukazawa, Y. *Tetrahedron Lett.* **2001**, *42*, 49.

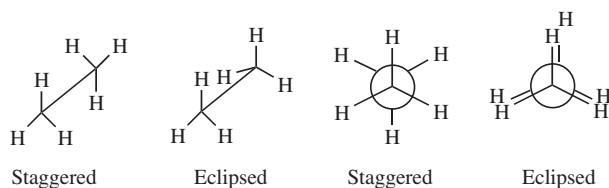
²⁷¹See Kessler, H.; Zimmermann, G.; Förster, H.; Engel, J.; Oepen, G.; Sheldrick, W.S. *Angew. Chem. Int. Ed.* **1981**, *20*, 1053.

²⁷²Bérces, A.; Whitfield, D.M.; Nukada, T. *Tetrahedron* **2001**, *57*, 477.

²⁷³Öki, M.; Toyota, S. *Eur. J. Org. Chem.* **2004**, 255.

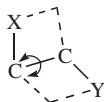
Conformation in Open-Chain Systems²⁷⁴

For any open-chain single bond that connects two sp^3 carbon atoms, an infinite number of conformations are possible, each of which has a certain energy associated with it. As a practical matter, the number of conformations is much less. If one ignores duplications due to symmetry, the number of conformations can be *estimated* as being greater than 3^n , where n = the number of internal C—C bonds. *n*-Pentane, for example, has 11, *n*-hexane 35, *n*-heptane 109, *n*-octane 347, *n*-nonane 1101, and *n*-decane 3263.²⁷⁵ For ethane there are two extremes, a conformation of highest and one of lowest potential energy, depicted in two ways as:



In *Newman projection formulas* (the two figures on the right), the observer looks at the C—C bond head on. The three lines emanating from the center of the circle represent the bonds coming from the front carbon, with respect to the observer.

The staggered conformation is the conformation of lowest potential energy for ethane. As the bond rotates, the energy gradually increases until the eclipsed conformation is reached, when the energy is at a maximum. Further rotation decreases the energy again. Fig. 4.4 illustrates this. The *angle of torsion*, which is a dihedral angle, is the angle between the X—C—C and the C—C—Y planes, as shown:



For ethane, the difference in energy is $\sim 2.9 \text{ kcal mol}^{-1}$ (12 kJ mol^{-1}).²⁷⁶ This difference is called the *energy barrier*, since in free rotation about a single bond there must be enough rotational energy present to cross the barrier every time two hydrogen atoms are opposite each other. There has been much speculation about the cause of the barriers and many explanations have been suggested.²⁷⁷ It

²⁷⁴For a review, see Berg, U.; Sandström, J. *Adv. Phys. Org. Chem.* **1989**, 25, 1. Eliel, E.L.; Wilen, S.H.; Mander, L.N. *Stereochemistry of Organic Compounds*, Wiley-Interscience, NY, **1994**, pp. 597–664. Also see, Smith, M.B. *Organic Synthesis*, 2nd ed., McGraw-Hill, NY, **2001**, pp. 32–37.

²⁷⁵Gotō, H.; O sawa, E.; Yamato, M. *Tetrahedron* **1993**, 49, 387.

²⁷⁶Lide, Jr., D.R. *J. Chem. Phys.* **1958**, 29, 1426; Weiss, S.; Leroi, G.E. *J. Chem. Phys.* **1968**, 48, 962; Hirota, E.; Saito, S.; Endo, Y. *J. Chem. Phys.* **1979**, 71, 1183.

²⁷⁷For a review of methods of measuring barriers, of attempts to explain barriers, and of values of barriers, see Lowe, J.P. *Prog. Phys. Org. Chem.* **1968**, 6, 1. For other reviews of this subject, see Oosterhoff, L.J. *Pure Appl. Chem.* **1971**, 25, 563; Wyn-Jones, E.; Pethrick, R.A. *Top. Stereochem.* **1970**, 5, 205; Pethrick, R.A.; Wyn-Jones, E. *Q. Rev. Chem. Soc.* **1969**, 23, 301; Brier, P.N. *J. Mol. Struct.* **1970**, 6, 23; Lowe, J.P. *Science*, **1973**, 179, 527.

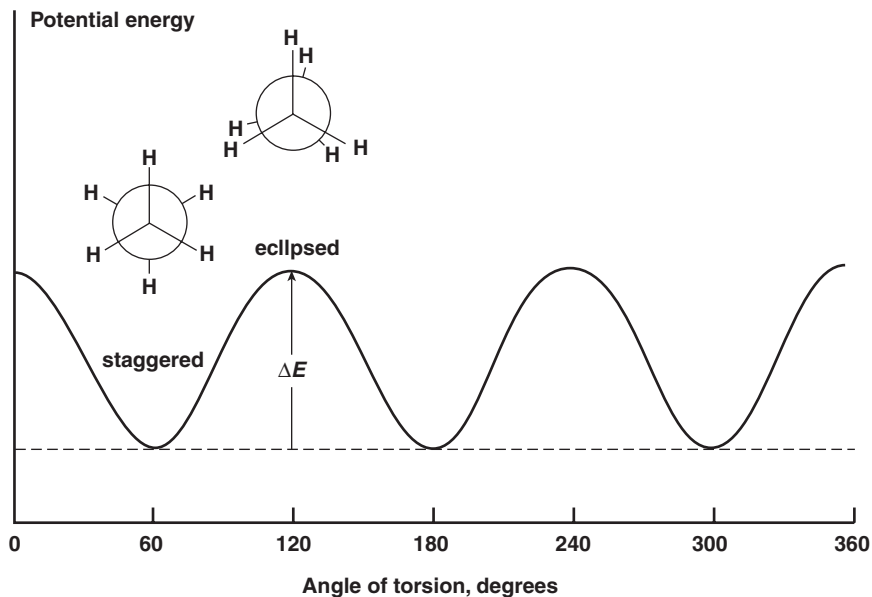


Fig. 4.4. Conformational energy diagram for ethane.

was concluded from molecular-orbital calculations that the barrier is caused by repulsion between overlapping filled molecular orbitals.²⁷⁸ That is, the ethane molecule has its lowest energy in the staggered conformation because in this conformation the orbitals of the C—H bonds have the least amount of overlap with the C—H orbitals of the adjacent carbon.

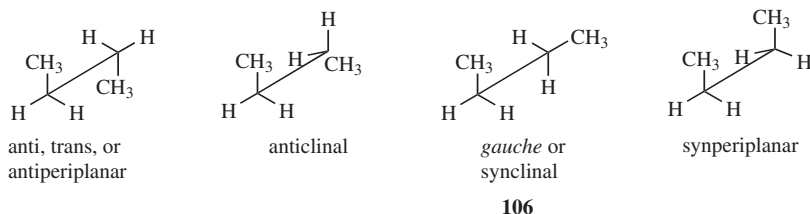
At ordinary temperatures, enough rotational energy is present for the ethane molecule rapidly to rotate, although it still spends most of its time at or near the energy minimum. Groups larger than hydrogen cause larger barriers. When the barriers are large enough, as in the case of suitably substituted biphenyls (p. 146) or the diadamantyl compound mentioned on p. 201, rotation at room temperature is completely prevented and we speak of configurations, not conformations. Even for compounds with small barriers, cooling to low temperatures may remove enough rotational energy for what would otherwise be conformational isomers to become configurational isomers.

A slightly more complicated case than ethane is that of a 1,2-disubstituted ethane ($\text{YCH}_2\text{—CH}_2\text{Y}$ or $\text{YCH}_2\text{—CH}_2\text{X}$),²⁷⁹ such as *n*-butane, for which there are four extremes: a fully staggered conformation, called anti, trans, or antiperiplanar; another

²⁷⁸See Pitzer, R.M. *Acc. Chem. Res.* **1983**, *16*, 207. See, however, Bader, R.F.W.; Cheeseman, J.R.; Laidig, K.E.; Wiberg, K.B.; Breneman, C.J. *Am. Chem. Soc.* **1990**, *112*, 6350.

²⁷⁹For discussions of the conformational analysis of such systems, see Kingsbury, C.A. *J. Chem. Educ.* **1979**, *56*, 431; Wiberg, K.B.; Murcko, M.A. *J. Am. Chem. Soc.* **1988**, *110*, 8029; Allinger, N.L.; Grev, R.S.; Yates, B.F.; Schaefer III, H.F. *J. Am. Chem. Soc.* **1990**, *112*, 114.

staggered conformation, called *gauche* or *synclinal*; and two types of eclipsed



conformations, called synperiplanar and anticlinal. An energy diagram for this system is given in Fig. 4.5. Although there is constant rotation about the central bond, it is possible to estimate what percentage of the molecules are in each conformation at a given time. For example, it was concluded from a consideration of dipole moment and polarizability measurements that for 1,2-dichloroethane in CCl_4 solution at 25°C $\sim 70\%$ of the molecules are in the anti and $\sim 30\%$ in the *gauche* conformation.²⁸⁰ The corresponding figures for 1,2-dibromoethane are 89% *anti* and 11% *gauche*.²⁸¹ The eclipsed conformations are unpopulated and serve only as pathways from one staggered conformation to another. Solids normally consist of a single conformer.

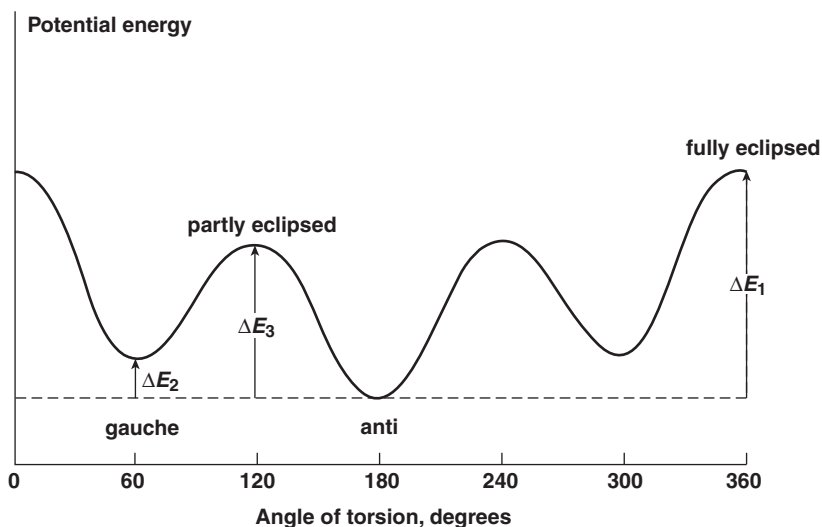


Fig. 4.5. Conformational energy for $\text{YCH}_2\text{—CH}_2\text{Y}$ or $\text{YCH}_2\text{—CH}_2\text{X}$. For *n*-butane, $\Delta E_1 = 4\text{--}6$, $\Delta E_2 = 0.9$, and $\Delta E_3 = 3.4$ kcal mol⁻¹ (17–25, 3.8, 14 kJ mol⁻¹, respectively).

²⁸⁰ Aroney, M.; Izsak, D.; Le Fèvre, R.J.W. *J. Chem. Soc.* **1962**, 1407; Le Fèvre, R.J.W.; Orr, B.J. *Aust. J. Chem.* **1964**, *17*, 1098.

²⁸¹ The *anti* form of butane itself is also more stable than the *gauche* form: Schrupf, G. *Angew. Chem. Int. Ed.* **1982**, *21*, 146.

It may be observed that the *gauche* conformation of butane (**106**) or any other similar molecule is chiral. The lack of optical activity in such compounds arises from the fact that **106** and its mirror image are always present in equal amounts and interconvert too rapidly for separation.

For butane and for most other molecules of the forms YCH_2-CH_2Y and YCH_2-CH_2X , the *anti* conformer is the most stable, but exceptions are known. One group of exceptions consists of molecules containing small electronegative atoms, especially fluorine and oxygen. Thus 2-fluoroethanol,²⁸² 1,2-difluoroethane,²⁸³ and 2-fluoroethyl trichloroacetate ($FCH_2CH_2OCOCCL_3$)²⁸⁴ exist predominantly in the *gauche* form and compounds, such as 2-chloroethanol and 2-bromoethanol,²⁸² also prefer the *gauche* form. It has been proposed that the preference for the *gauche* conformation in these molecules is an example of a more general phenomenon, known as the *gauche effect*, that is, a tendency to adopt that structure that has the maximum number of *gauche* interactions between adjacent electron pairs or polar bonds.²⁸⁵ It was believed that the favorable *gauche* conformation of 2-fluoroethanol was the result of intramolecular hydrogen bonding, but this explanation does not do for molecules like 2-fluoroethyl trichloroacetate and has in fact been ruled out for 2-fluoroethanol as well.²⁸⁶ The effect of β -substituents in $Y-C-C-OX$ systems, where $Y = F$ or SiR_3 has been examined and there is a small bond shortening effect on $C-OX$ that is greatest when OX is a good leaving group. Bond lengthening was also observed with the β -silyl substituent.²⁸⁷ Other exceptions are known, where small electronegative atoms are absent. For example, 1,1,2,2-tetrachloroethane and 1,1,2,2-tetrabromoethane both prefer the *gauche* conformation,²⁸⁸ even although 1,1,2,2-tetrafluoroethane prefers the *anti*.²⁸⁹ Also, both 2,3-dimethylpentane and 3,4-dimethylhexane prefer the *gauche* conformation,²⁹⁰ and 2,3-dimethylbutane shows no preference for either.²⁹¹ Furthermore, the solvent can exert a powerful

²⁸²Wyn-Jones, E.; Orville-Thomas, W.J. *J. Mol. Struct.* **1967**, *1*, 79; Buckley, P.; Giguère, P.A.; Yamamoto, D. *Can. J. Chem.* **1968**, *46*, 2917; Davenport, D.; Schwartz, M. *J. Mol. Struct.* **1978**, *50*, 259; Huang, J.; Hedberg, K. *J. Am. Chem. Soc.* **1989**, *111*, 6909.

²⁸³Klaboe, P.; Nielsen, J.R. *J. Chem. Phys.* **1960**, *33*, 1764; Abraham, R.J.; Kemp, R.H. *J. Chem. Soc. B* **1971**, 1240; Bulthuis, J.; van den Berg, J.; MacLean, C. *J. Mol. Struct.* **1973**, *16*, 11; van Schaick, E.J.M.; Geise, H.J.; Mijlhoff, F.C.; Renes, G. *J. Mol. Struct.* **1973**, *16*, 23; Friesen, D.; Hedberg, K. *J. Am. Chem. Soc.* **1980**, *102*, 3987; Fernholt, L.; Kveseth, K. *Acta Chem. Scand. Ser. A* **1980**, *34*, 163.

²⁸⁴Abraham, R.J.; Monasterios, J.R. *Org. Magn. Reson.* **1973**, *5*, 305.

²⁸⁵This effect is ascribed to nuclear electron attractive forces between the groups or unshared pairs: Wolfe, S.; Rauk, A.; Tel, L.M.; Csizmadia, I.G. *J. Chem. Soc. B* **1971**, 136; Wolfe, S. *Acc. Chem. Res.* **1972**, *5*, 102. See also, Phillips, L.; Wray, V. *J. Chem. Soc. Chem. Commun.* **1973**, 90; Radom, L.; Hehre, W.J.; Pople, J.A. *J. Am. Chem. Soc.* **1972**, *94*, 2371; Zefirov, N.S. *J. Org. Chem. USSR* **1974**, *10*, 1147; Juaristi, E. *J. Chem. Educ.* **1979**, *56*, 438.

²⁸⁶Griffith, R.C.; Roberts, J.D. *Tetrahedron Lett.* **1974**, 3499.

²⁸⁷Amos, R.D.; Handy, N.C.; Jones, P.G.; Kirby, A.J.; Parker, J.K.; Percy, J.M.; Su, M.D. *J. Chem. Soc. Perkin Trans. 2* **1992**, 549.

²⁸⁸Kagarise, R.E. *J. Chem. Phys.* **1956**, *24*, 300.

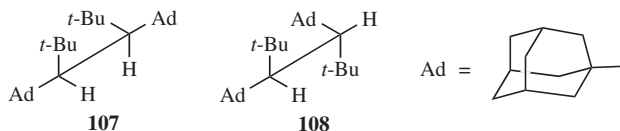
²⁸⁹Brown, D.E.; Beagley, B. *J. Mol. Struct.* **1977**, *38*, 167.

²⁹⁰Ritter, W.; Hull, W.; Cantow, H. *Tetrahedron Lett.* **1978**, 3093.

²⁹¹Lunazzi, L.; Macciantelli, D.; Bernardi, F.; Ingold, K.U. *J. Am. Chem. Soc.* **1977**, *99*, 4573.

effect. For example, the compound 2,3-dinitro-2,3-dimethylbutane exists entirely in the *gauche* conformation in the solid state, but in benzene, the *gauche/anti* ratio is 79:21; while in CCl_4 the *anti* form is actually favored (*gauche/anti* ratio 42:58).²⁹² In many cases, there are differences in the conformation of these molecules between the gas and the liquid phase (as when $X = Y = \text{OMe}$) because of polar interactions with the solvent.²⁹³

In one case, two conformational isomers of a single aliphatic hydrocarbon, 3,4-di(1-adamantyl)-2,2,5,5-tetramethylhexane, have proven stable enough for isolation at room temperature.²⁹⁴ The two isomers **107** and **108** were separately crystallized, and the structures proved by X-ray crystallography. (The actual dihedral angles are distorted from the 60° angles shown in the drawings, owing to steric hindrance between the large groups.)



All the conformations so far discussed have involved rotation about sp^3 - sp^3 bonds. Many studies were also made of compounds with sp^3 - sp^2 bonds.²⁹⁵ For example, propanal (or any similar molecule) has four extreme conformations, two of which are called *eclipsing* and the other two *bisecting*. For propanal the eclipsing conformations have lower energy than the other two, with **109** favored over **110** by $\sim 1 \text{ kcal mol}^{-1}$ (4 kJ mol^{-1}).²⁹⁶ As has already been pointed out (p. 184), for a few of these compounds, rotation is slow enough to permit *cis-trans* isomerism, although for simple compounds rotation is rapid. The *cis* conformer of acetic acid was produced in solid Ar,²⁹⁷ and it was reported that acetaldehyde has a lower rotational barrier ($\sim 1 \text{ kcal mol}^{-1}$ or 4 kJ mol^{-1}) than ethane.²⁹⁸ Calculations have examined the rotational barriers around the CO and CC bonds

²⁹²Tan, B.; Chia, L.H.L.; Huang, H.; Kuok, M.; Tang, S. *J. Chem. Soc. Perkin Trans. 2* **1984**, 1407.

²⁹³Smith, G.D.; Jaffe, R.L.; Yoon, D.Y. *J. Am. Chem. Soc.* **1995**, *117*, 530. For an analysis of *N,N*-dimethylacetamide see Mack, H.-G.; Oberhammer, H. *J. Am. Chem. Soc.* **1997**, *119*, 3567.

²⁹⁴Flamm-ter Meer; Beckhaus, H.; Peters, K.; von Schnering, H.; Fritz, H.; Rüdhardt, C. *Chem. Ber.* **1986**, *119*, 1492; Rüdhardt, C.; Beckhaus, H. *Angew. Chem. Int. Ed.* **1985**, *24*, 529.

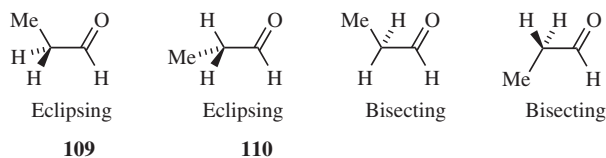
²⁹⁵For reviews, see Sinegovskaya, L.M.; Keiko, V.V.; Trofimov, B.A. *Sulfur Rep.* **1987**, *7*, 337 (for enol ethers and thioethers); Karabatsos, G.J.; Fenoglio, D.J. *Top. Stereochem.* **1970**, *5*, 167; Jones, G.I.L.; Owen, N.L. *J. Mol. Struct.* **1973**, *18*, 1 (for carboxylic esters). See also, Schweizer, W.B.; Dunitz, J.D. *Helv. Chim. Acta* **1982**, *65*, 1547; Chakrabarti, P.; Dunitz, J.D. *Helv. Chim. Acta* **1982**, *65*, 1555; Cossé-Barbi, A.; Massat, A.; Dubois, J.E. *Bull. Soc. Chim. Belg.* **1985**, *94*, 919; Dorigo, A.E.; Pratt, D.W.; Houk, K.N. *J. Am. Chem. Soc.* **1987**, *109*, 6591.

²⁹⁶Butcher, S.S.; Wilson Jr., E.B. *J. Chem. Phys.* **1964**, *40*, 1671; Allinger, N.L.; Hickey, M.J. *J. Mol. Struct.* **1973**, *17*, 233; Gupta, V.P. *Can. J. Chem.* **1985**, *63*, 984.

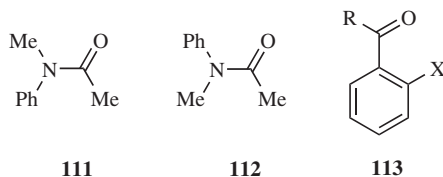
²⁹⁷Macoas, E. M. S.; Khriachtchev, L.; Pettersson, M.; Fausto, R.; Rasanen, M. *J. Am. Chem. Soc.* **2003**, *125*, 16188.

²⁹⁸Davidson, R.B.; Allen, L.C. *J. Chem. Phys.* **1971**, *54*, 2828.

in formic acid, ethanedial and glycolaldehyde molecules.²⁹⁹



Other carbonyl compounds exhibit rotation about sp^3 – sp^3 bonds, including amides.³⁰⁰ In *N*-acetyl-*N*-methylaniline, the *cis* conformation (**111**) is more stable than the *trans*- (**112**) by 3.5 kcal mol⁻¹ (14.6 kJ mol⁻¹).³⁰¹ This is due to destabilization of (*S*) due to steric hindrance between two methyl groups, and to electronic repulsion between the carbonyl lone-pair electrons and the phenyl π -electrons in the twisted phenyl orientation.³⁰¹



A similar conformational analysis has been done with formamide derivatives,³⁰² with secondary amides,³⁰³ and for hydroxamide acids.³⁰⁴ It is known that thioformamide has a larger rotational barrier than formamide, which can be explained by a traditional picture of amide “resonance” that is more appropriate for the thioformamide than formamide itself.³⁰⁵ Torsional barriers in α -keto amides have been reported,³⁰⁶ and the C–N bond of acetamides,³⁰⁷ thioamides,³⁰⁸ enamides³⁰⁹ carbamates (R_2N – CO_2R'),^{310,311} and enolate anions derived

²⁹⁹Ratajczyk, T.; Pecul, M.; Sadlej, J. *Tetrahedron* **2004**, *60*, 179.

³⁰⁰Avalos, M.; Babiano, R.; Barneto, J.L.; Bravo, J.L.; Cintas, P.; Jiménez, J.L.; Palcios, J.C. *J. Org. Chem.* **2001**, *66*, 7275.

³⁰¹Saito, S.; Toriumi, Y.; Tomioka, A.; Itai, A. *J. Org. Chem.* **1995**, *60*, 4715.

³⁰²Axe, F.U.; Renugopalakrishnan, V.; Hagler, A.T. *J. Chem. Res.* **1998**, *1*. For an analysis of DMF see Wiberg, K.B.; Rablen, P.R.; Rush, D.J.; Keith, T.A. *J. Am. Chem. Soc.* **1995**, *117*, 4261.

³⁰³Avalos, M.; Babiano, R.; Barneto, J.L.; Cintas, P.; Clemente, F.R.; Jiménez, J.L.; Palcios, J.C. *J. Org. Chem.* **2003**, *68*, 1834.

³⁰⁴Kakkar, R.; Grover, R.; Chadha, P. *Org. Biomol. Chem.* **2003**, *1*, 2200.

³⁰⁵Wiberg, K.B.; Rablen, P.R. *J. Am. Chem. Soc.* **1995**, *117*, 2201.

³⁰⁶Bach, R.D.; Mintcheva, I.; Kronenberg, W.J.; Schlegel, H.B. *J. Org. Chem.* **1993**, *58*, 6135.

³⁰⁷Ilieva, S.; Hadjieva, B.; Galabov, B. *J. Org. Chem.* **2002**, *67*, 6210.

³⁰⁸Wiberg, K. B.; Rush, D. J. *J. Am. Chem. Soc.* **2001**, *123*, 2038; *J. Org. Chem.* **2002**, *67*, 826.

³⁰⁹Rablen, P.R.; Miller, D.A.; Bullock, V.R.; Hutchinson, P.H.; Gorman, J.A. *J. Am. Chem. Soc.* **1999**, *121*, 218.

³¹⁰Menger, F.M.; Mounier, C.E. *J. Org. Chem.* **1993**, *58*, 1655.

³¹¹Deetz, M.J.; Forbes, C.C.; Jonas, M.; Malerich, J.P.; Smith, B.D.; Wiest, O. *J. Org. Chem.* **2002**, *67*, 3949.

from amides³¹² have been examined. It is known that substituents influence rotational barriers.³¹³

On p. 146, atropisomerism was possible when ortho substituents on biphenyl derivatives and certain other aromatic compounds prevented rotation about the Csp^3-Csp^3 bond. The presence of ortho substituents can also influence the conformation of certain groups. In **113**, R = alkyl the carbonyl unit is planar with the trans $C=O\cdots F$ conformer more stable when X = F. When X = CF_3 , the cis and trans are planar and the trans predominates.³¹⁴ When R = alkyl there is one orthogonal conformation, but there are two interconverting nonplanar conformations when R = O-alkyl.³¹⁴ In 1,2-diacylbenzenes, the carbonyl units tend to adopt a twisted conformation to minimize steric interactions.³¹⁵

Conformation in Six-Membered Rings³¹⁶

For cyclohexane there are two extreme conformations in which all the angles are tetrahedral.³¹⁷ These are called the *boat* and the *chair* conformations and in each the ring is said to be *puckered*. The chair conformation is a rigid structure, but the boat form is flexible³¹⁸ and can easily pass over to a somewhat more stable form



known as the *twist* conformation. The twist form is $\sim 1.5 \text{ kcal mol}^{-1}$ (6.3 kJ mol^{-1}) more stable than the boat because it has less eclipsing interaction (see p. 224).³¹⁹ The chair form is more stable than the twist form by $\sim 5 \text{ kcal mol}^{-1}$ (21 kJ mol^{-1}).³²⁰ In the vast majority of compounds containing a cyclohexane ring, the molecules exist almost entirely in the chair form.³²¹ Yet, it

³¹²Kim, Y.-J.; Streitwieser, A.; Chow, A.; Fraenkel, G. *Org. Lett.* **1999**, *1*, 2069.

³¹³Smith, B.D.; Goodenough-Lashua, D.M.; D'Souza, C.J.E.; Norton, K.J.; Schmidt, L.M.; Tung, J.C. *Tetrahedron Lett.* **2004**, *45*, 2747.

³¹⁴Abraham, R.J.; Angioloni, S.; Edgar, M.; Sancassan, F. *J. Chem. Soc. Perkin Trans. 2* **1997**, *41*.

³¹⁵Casarini, D.; Lunazzi, L.; Mazzanti, A. *J. Org. Chem.* **1997**, *62*, 7592.

³¹⁶For reviews, see Jensen, F.R.; Bushweller, C.H. *Adv. Alicyclic Chem.* **1971**, *3*, 139; Robinson, D.L.; Theobald, D.W. *Q. Rev. Chem. Soc.* **1967**, *21*, 314; Eliel, E.L. *Angew. Chem. Int. Ed.* **1965**, *4*, 761. Eliel, E.L.; Wilen, S.H.; Mander, L.N. *Stereochemistry of Organic Compounds*, Wiley-Interscience, NY, **1994**, pp. 686–753. Also see, Smith, M.B. *Organic Synthesis*, 2nd ed., McGraw-Hill, NY, **2001**, pp. 46–57.

³¹⁷The C–C–C angles in cyclohexane are actually 111.5° [Davis, M.; Hassel, O. *Acta Chem. Scand.* **1963**, *17*, 1181; Geise, H.J.; Buys, H.R.; Mijlhoff, F.C. *J. Mol. Struct.* **1971**, *9*, 447; Bastiansen, O.; Fernholt, L.; Seip, H.M.; Kambara, H.; Kuchitsu, K. *J. Mol. Struct.* **1973**, *18*, 163], but this is within the normal tetrahedral range (see p. 26).

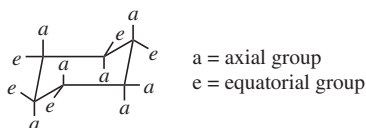
³¹⁸See Dunitz, J.D. *J. Chem. Educ.* **1970**, *47*, 488.

³¹⁹For a review of nonchair forms, see Kellie, G.M.; Riddell, F.G. *Top. Stereochem.* **1974**, *8*, 225.

³²⁰Margrave, J.L.; Frisch, M.A.; Bautista, R.G.; Clarke, R.L.; Johnson, W.S. *J. Am. Chem. Soc.* **1963**, *85*, 546; Squillacote, M.; Sheridan, R.S.; Chapman, O.L.; Anet, F.A.L. *J. Am. Chem. Soc.* **1975**, *97*, 3244.

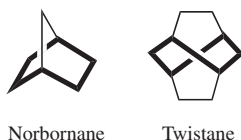
³²¹For a study of conformations in the cyclohexane series, see Wiberg, K. B.; Hammer, J. D.; Castejon, H.; Bailey, W. F.; DeLeon, E. L.; Jarret, R. M. *J. Org. Chem.* **1999**, *64*, 2085; Wiberg, K.B.; Castejon, H.; Bailey, W.F.; Ochterski, J. *J. Org. Chem.* **2000**, *65*, 1181.

is known that the boat or twist form exists transiently. An inspection of the chair form shows that six of its bonds are directed differently from the other six:



On each carbon, one bond is directed up or down and the other more or less in the “plane” of the ring. The up or down bonds are called *axial* and the others *equatorial*. The axial bonds point alternately up and down. If a molecule were frozen into a chair form, there would be isomerism in mono-substituted cyclohexanes. For example, there would be an equatorial methylcyclohexane and an axial isomer. However, it has never been possible to isolate isomers of this type at room temperature.³²² This proves the transient existence of the boat or twist form, since in order for the two types of methylcyclohexane to be nonseparable, there must be rapid interconversion of one chair form to another (in which all axial bonds become equatorial and vice versa) and this is possible only through a boat or twist conformation. Conversion of one chair form to another requires an activation energy of $\sim 10 \text{ kcal mol}^{-1}$ (42 kJ mol^{-1})³²³ and is very rapid at room temperature.³²⁴ However, by working at low temperatures, Jensen and Bushweller were able to obtain the pure equatorial conformers of chlorocyclohexane and trideuteriomethoxycyclohexane as solids and in solution.³²⁵ Equatorial chlorocyclohexane has a half-life of 22 years in solution at -160°C .

In some molecules, the twist conformation is actually preferred.³²⁶ Of course, in certain bicyclic compounds, the six-membered ring is forced to maintain a boat or twist conformation, as in norbornane or twistane.



In mono-substituted cyclohexanes, the substituent normally prefers the equatorial position because in the axial position there is interaction between the substituent

³²²Wehle, D.; Fitjer, L. *Tetrahedron Lett.* **1986**, 27, 5843, have succeeded in producing two conformers that are indefinitely stable in solution at room temperature. However, the other five positions of the cyclohexane ring in this case are all spirosubstituted with cyclobutane rings, greatly increasing the barrier to chair-chair interconversion.

³²³Jensen, F.R.; Noyce, D.S.; Sederholm, C.H.; Berlin, A.J. *J. Am. Chem. Soc.* **1962**, 84, 386; Bovey, F.A.; Hood, F.P.; Anderson, E.W.; Kornegay, R.L. *J. Chem. Phys.* **1964**, 41, 2041; Anet, F.A.L.; Bourn, A.J.R. *J. Am. Chem. Soc.* **1967**, 89, 760. See also Strauss, H.L. *J. Chem. Educ.* **1971**, 48, 221.

³²⁴For reviews of chair-chair interconversions, see Ōki, M. *Applications of Dynamic NMR Spectroscopy to Organic Chemistry*, VCH, NY, **1985**, pp. 287–307; Anderson, J.E. *Top. Curr. Chem.* **1974**, 45, 139.

³²⁵Jensen, F.R.; Bushweller, C.H. *J. Am. Chem. Soc.* **1966**, 88, 4279; Paquette, L.A.; Meehan, G.V.; Wise, L.D. **1969**, 91, 3223.

³²⁶Weiser, J.; Golan, O.; Fitjer, L.; Biali, S.E. *J. Org. Chem.* **1996**, 61, 8277.

and the axial hydrogens in the 3 and 5 positions, but the extent of this preference depends greatly on the nature of the group.³²⁷ Alkyl groups have a greater preference for the equatorial position than polar groups. For alkyl groups, the preference increases with size, although size seems to be unimportant for polar groups. Both the large HgBr³²⁸ and HgCl³²⁹ groups and the small F group have been reported to have little or no conformational preference (the HgCl group actually shows a slight preference for the axial position). Table 4.3 gives approximate values of the free energy required for various groups to go from the equatorial position to the axial (these are called *A* values),³³⁰ although it must be kept in mind that they vary somewhat with physical state, temperature, and solvent.³³¹

In disubstituted compounds, the rule for alkyl groups is that the conformation is such that as many groups as possible adopt the equatorial position. How far it is possible depends on the configuration. In a *cis*-1,2-disubstituted cyclohexane, one substituent must be axial and the other equatorial. In a *trans*-1,2 compound both may be equatorial or both axial. This is also true for 1,4-disubstituted cyclohexanes, but the reverse holds for 1,3 compounds: the *trans* isomer must have the *ae* conformation and the *cis* isomer may be *aa* or *ee*. For alkyl groups, the *ee* conformation predominates over the *aa*, but for other groups this is not necessarily so. For example, both *trans*-1,4-dibromocyclohexane and the corresponding dichloro compound have the *ee* and *aa* conformations about equally populated³³² and most *trans*-1,2-dihalocyclohexanes exist predominantly in the *aa* conformation.³³³ Note that in the latter case the two halogen atoms are anti in the *aa* conformation, but *gauche* in the *ee* conformation.³³⁴

Since compounds with alkyl equatorial substituents are generally more stable, *trans*-1,2 compounds, which can adopt the *ee* conformation, are thermodynamically more stable than their *cis*-1,2 isomers, which must exist in the *ae* conformation. For the 1,2-dimethylcyclohexanes, the difference in stability is ~ 2 kcal mol⁻¹

³²⁷For a study of thioether, sulfoxide and sulfone substituents, see Juaristi, E.; Labastida, V.; Antúnez, S. *J. Org. Chem.* **2000**, *65*, 969.

³²⁸Jensen, F.R.; Gale, L.H. *J. Am. Chem. Soc.* **1959**, *81*, 6337.

³²⁹Anet, F.A.L.; Krane, J.; Kitching, W.; Dodderel, D.; Praeger, D. *Tetrahedron Lett.* **1974**, 3255.

³³⁰Except where otherwise indicated, these values are from Jensen, F.R.; Bushweller, C.H. *Adv. Alicyclic Chem.* **1971**, *3*, 139. See also Schneider, H.; Hoppen, V. *Tetrahedron Lett.* **1974**, 579 and see Smith, M.B. *Organic Synthesis*, 2nd ed., McGraw-Hill, NY, **2001**, pp. 46–57.

³³¹See, for example, Ford, R.A.; Allinger, N.L. *J. Org. Chem.* **1970**, *35*, 3178. For a critical review of the methods used to obtain these values, see Jensen, F.R.; Bushweller, C.H. *Adv. Alicyclic Chem.* **1971**, *3*, 139.

³³²Atkinson, V.A.; Hassel, O. *Acta Chem. Scand.* **1959**, *13*, 1737; Abraham, R.J.; Rossetti, Z.L. *Tetrahedron Lett.* **1972**, 4965, *J. Chem. Soc. Perkin Trans. 2* **1973**, 582. See also, Hammarström, L.; Berg, U.; Liljefors, T. *Tetrahedron Lett.* **1987**, *28*, 4883.

³³³Hageman, H.J.; Havinga, E. *Recl. Trav. Chim. Pays-Bas* **1969**, *88*, 97; Klaeboe, P. *Acta Chem. Scand.* **1971**, *25*, 695; Abraham, M.H.; Xodo, L.E.; Cook, M.J.; Cruz, R. *J. Chem. Soc. Perkin Trans. 2* **1982**, 1503; Samoshin, V.V.; Svyatkin, V.A.; Zefirov, N.S. *J. Org. Chem. USSR* **1988**, *24*, 1080, and references cited therein. *trans*-1,2-Difluorocyclohexane exists predominantly in the *ee* conformation: see Zefirov, N.S.; Samoshin, V.V.; Subbotin, O.A.; Sergeev, N.M. *J. Org. Chem. USSR* **1981**, *17*, 1301.

³³⁴For a case of a preferential diaxial conformation in 1,3 isomers, see Ochiai, M.; Iwaki, S.; Ukita, T.; Matsuura, Y.; Shiro, M.; Nagao, Y. *J. Am. Chem. Soc.* **1988**, *110*, 4606.

TABLE 4.3. Free-Energy Differences between Equatorial and Axial Substituents on a Cyclohexane Ring (A Values)³³⁰

Approximate $-\Delta G^\circ$,			Approximate $-\Delta G^\circ$		
Group	kcal mol ⁻¹	kJ mol ⁻¹	Group	kcal mol ⁻¹	kJ mol ⁻¹
HgCl ³³⁰	-0.25	-1.0	NO ₂	1.1	4.6
HgBr	0	0	COOEt	1.1-1.2	4.6-5.0
D ³³⁵	0.008	0.03	COOMe	1.27-1.31	5.3-5.5
CN	0.15-0.25	0.6-1.0	COOH	1.35-1.46	5.7-6.1
F	0.25	1.0	NH ₂ ³³⁶	1.4	5.9
C≡CH	0.41	1.7	CH=CH ₂ ³³⁷	1.7	7.1
I	0.46	1.9	CH ₃ ³³⁸	1.74	7.28
Br	0.48-0.62	2.0-2.6	C ₂ H ₅	~1.75	~7.3
OTs	0.515	2.15	<i>i</i> -Pr	~2.15	~9.0
Cl	0.52	2.2	C ₆ H ₁₁ ³³⁹	2.15	9.0
OAc	0.71	3.0	SiMe ₃ ³⁴⁰	2.4-2.6	10-11
OMe ³⁴¹	0.75	3.1	C ₆ H ₅ ³⁴²	2.7	11
OH	0.92-0.97	3.8-4.1	<i>t</i> -Bu ³⁴³	4.9	21

(8 kJ mol⁻¹). Similarly, *trans*-1,4 and *cis*-1,3 compounds are more stable than their stereoisomers.

An interesting anomaly is *all-trans*-1,2,3,4,5,6-hexaisopropylcyclohexane, in which the six isopropyl groups prefer the axial position, although the six ethyl groups of the corresponding hexaethyl compound prefer the equatorial position.³⁴⁴ The alkyl groups of these compounds can of course only be all axial or all equatorial, and it is likely that the molecule prefers the all-axial conformation because of unavoidable strain in the other conformation.

Incidentally, we can now see, in one case, why the correct number of stereoisomers could be predicted by assuming planar rings, even although they are not planar (p. 186). In the case of both a *cis*-1,2-X,X-disubstituted and a *cis*-1,2-X,Y-disubstituted cyclohexane, the molecule is nonsuperimposable on its mirror image;

³³⁵Anet, F.A.L.; O'Leary, D.J. *Tetrahedron Lett.* **1989**, 30, 1059.

³³⁶Buchanan, G.W.; Webb, V.L. *Tetrahedron Lett.* **1983**, 24, 4519.

³³⁷Eliel, E.L.; Manoharan, M. *J. Org. Chem.* **1981**, 46, 1959.

³³⁸Booth, H.; Everett, J.R. *J. Chem. Soc. Chem. Commun.* **1976**, 278.

³³⁹Hirsch, J.A. *Top. Stereochem.* **1967**, 1, 199.

³⁴⁰Kitching, W.; Olszowy, H.A.; Drew, G.M.; Adcock, W. *J. Org. Chem.* **1982**, 47, 5153.

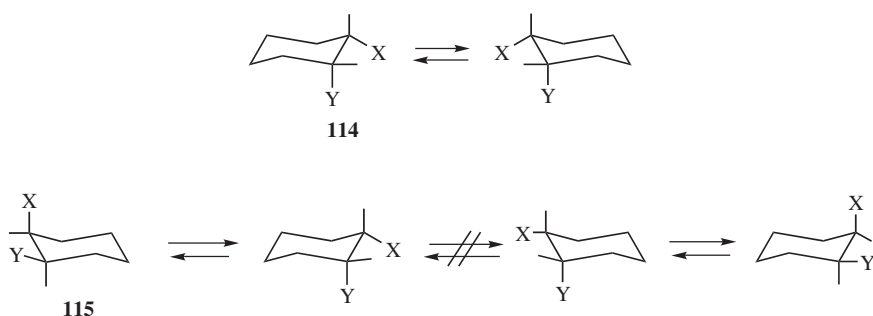
³⁴¹Schneider, H.; Hoppen, V. *Tetrahedron Lett.* **1974**, 579.

³⁴²Squillacote, M.E.; Neth, J.M. *J. Am. Chem. Soc.* **1987**, 109, 198. Values of 2.59-2.92 kcal mol⁻¹ were determined for 4-X-C₆H₄- substituents (X = NO₂, Cl, MeO) - see Kirby, A.J.; Williams, N.H. *J. Chem. Soc. Chem. Commun.* **1992**, 1285, 1286.

³⁴³Manoharan, M.; Eliel, E.L. *Tetrahedron Lett.* **1984**, 25, 3267.

³⁴⁴Golan, O.; Goren, Z.; Biali, S.E. *J. Am. Chem. Soc.* **1990**, 112, 9300.

neither has a plane of symmetry. However, in the former case (**114**) conversion of one chair form to the other (which of course happens rapidly) turns the molecule into its mirror image, while in the latter case (**115**) rapid interconversion does not give the mirror image but merely the conformer in which the original axial and equatorial substituents exchange places. Thus the optical inactivity of **114** is not due to a plane of symmetry, but to a rapid interconversion of the molecule and its mirror image. A similar situation holds for *cis*-1,3 compounds. However, for *cis*-1,4 isomers (both X,X and X,Y) optical inactivity arises from a plane of symmetry in both conformations. All-*trans*-1,2- and *trans*-1,3-disubstituted cyclohexanes are chiral (whether X,X or X,Y), while *trans*-1,4 compounds (both X,X and X,Y) are achiral, since all conformations have a plane of symmetry. It has been shown that the equilibrium is very dependent on both the solvent and the concentration of the disubstituted cyclohexane.³⁴⁵ A theoretical study of the 1,2-dihalides showed a preference for the diaxial form with X = Cl, but predicted that the energy difference between diaxial and diequatorial was small when X = F.³⁴⁶



The conformation of a group can be frozen into a desired position by putting into the ring a large alkyl group (most often *tert*-butyl), which greatly favors the equatorial position.³⁴⁷ It is known that silylated derivatives of *trans*-1,4- and *trans*-1,2-dihydroxycyclohexane, some monosilyloxycyclohexanes and some silylated sugars have unusually large populations of chair conformations with axial substituents.³⁴⁸ Adjacent silyl groups in the 1,2-disubstituted series show a stabilizing interaction in all conformations, and this leads generally to unusually large axial populations.

³⁴⁵ Abraham, R.J.; Chambers, E.J.; Thomas, W.A. *J. Chem. Soc. Perkin Trans. 2* **1993**, 1061.

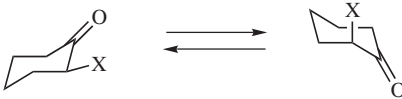
³⁴⁶ Wiberg, K. B. *J. Org. Chem.* **1999**, *64*, 6387.

³⁴⁷ This idea was suggested by Winstein, S.; Holness, N.J. *J. Am. Chem. Soc.* **1955**, *77*, 5561. There are a few known compounds in which a *tert*-butyl group is axial. See, for example, Vierhapper, F.W. *Tetrahedron Lett.* **1981**, *22*, 5161.

³⁴⁸ Marzabadi, C. H.; Anderson, J.E.; Gonzalez-Outeirino, J.; Gaffney, P.R.J.; White, C.G.H.; Tocher, D.A.; Todaro, L.J. *J. Am. Chem. Soc.* **2003**, *125*, 15163.

The principles involved in the conformational analysis of six-membered rings containing one or two trigonal atoms, for example, cyclohexanone and cyclohexene, are similar.^{349–351} The barrier to interconversion in cyclohexane has been calculated to be 8.4–12.1 kcal mol⁻¹.³⁵² Cyclohexanone derivatives also assume a chair-conformation. Substituents at C-2 can assume an axial or equatorial position depending on steric and electronic influences. The proportion of the conformation with an axial X group is shown in Table 4.4 for a variety of substituents (X) in 2-substituted cyclohexanones.³⁵³

TABLE 4.4. Proportion of Axial Conformation in 2-Substituted Cyclohexanones, in CDCl₃.³⁵³



X	% Axial Conformation
F	17 ± 3
Cl	45 ± 4
Br	71 ± 4
I	88 ± 5
MeO	28 ± 4
MeS	85 ± 7
MeSe	(92)
Me ₂ N	44 ± 3
Me	(26)

³⁴⁹For a monograph, see Rabideau, P.W. *The Conformational Analysis of Cyclohexenes, Cyclohexadienes, and Related Hydroaromatic Compounds*, VCH, NY, 1989. For reviews, see Vereshchagin, A.N. *Russ. Chem. Rev.* 1983, 52, 1081; Johnson, F. *Chem. Rev.* 1968, 68, 375. See also, Lambert, J.B.; Clikeman, R.R.; Taba, K.M.; Marko, D.E.; Bosch, R.J.; Xue, L. *Acc. Chem. Res.* 1987, 20, 454.

³⁵⁰For books on conformational analysis see Dale, J. *Stereochemistry and Conformational Analysis*, Verlag Chemie, Deerfield Beach, FL, 1978; Chiurdoglu, G. *Conformational Analysis*, Academic Press, NY, 1971; Eliel, E.L.; Allinger, N.L.; Angyal, S.J.; Morrison, G.A. *Conformational Analysis*, Wiley, NY, 1965; Hanack, M. *Conformation Theory*, Academic Press, NY, 1965. For reviews, see Dale, J. *Top. Stereochem.* 1976, 9, 199; Truax, D.R.; Wieser, H. *Chem. Soc. Rev.* 1976, 5, 411; Eliel, E.L. *J. Chem. Educ.* 1975, 52, 762; Bastiansen, O.; Seip, H.M.; Boggs, J.E. *Perspect. Struct. Chem.* 1971, 4, 60; Bushweller, C.H.; Gianni, M.H., in Patai, S. *The Chemistry of Functional Groups, Supplement E*, Wiley, NY, 1980, pp. 215–278.

³⁵¹For reviews, see Jensen, F.R.; Bushweller, C.H. *Adv. Alicyclic Chem.* 1971, 3, 139; Robinson, D.L.; Theobald, D.W. *Q. Rev. Chem. Soc.* 1967, 21, 314; Eliel, E.L. *Angew. Chem. Int. Ed.* 1965, 4, 761. Eliel, E.L.; Wilen, S.H.; Mander, L.N. *Stereochemistry of Organic Compounds*, Wiley-Interscience, NY, 1994, pp. 686–753. Also see Smith, M.B. *Organic Synthesis*, 2nd ed., McGraw-Hill, NY, 2001, pp. 53–55.

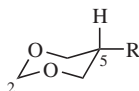
³⁵²Laane, J.; Choo, J. *J. Am. Chem. Soc.* 1994, 116, 3889.

³⁵³Basso, E.A.; Kaiser, C.; Rittner, R.; Lambert, J.B. *J. Org. Chem.* 1993, 58, 7865.

Conformation in Six-Membered Rings Containing Heteroatoms

In six-membered rings containing heteroatoms,³⁵⁴ the basic principles are the same; that is, there are chair, twist, and boat forms, axial, and equatorial groups. The conformational equilibrium for tetrahydropyridines, for example, has been studied.³⁵⁵ In certain compounds a number of new factors enter the picture. We deal with only two of these.³⁵⁶

1. In 5-alkyl-substituted 1,3-dioxanes, the 5-substituent has a much smaller preference for the equatorial position than in cyclohexane derivatives;³⁵⁷ the *A* values are much lower. This indicates that the lone pairs on the oxygens have a smaller steric requirement than the C–H bonds in the corresponding cyclohexane derivatives. There is some evidence of an homoanomeric interaction in these systems.³⁵⁸



Similar behavior is found in the 1,3-dithianes,³⁵⁹ and 2,3-disubstituted-1,4-dithianes have also been examined.³⁶⁰ With certain non-alkyl substituents (e.g., F, NO₂, SOMe,³⁶¹ NMe₃⁺) the axial position is actually preferred.³⁶²

2. An alkyl group located on a carbon α to a heteroatom prefers the equatorial position, which is of course the normally expected behavior, but a *polar* group in such a location prefers the *axial* position. An example of this

³⁵⁴For monographs, see Glass, R.S. *Conformational Analysis of Medium-Sized Heterocycles*, VCH, NY, **1988**; Riddell, F.G. *The Conformational Analysis of Heterocyclic Compounds*, Academic Press, NY, **1980**. For reviews, see Juaristi, E. *Acc. Chem. Res.* **1989**, *22*, 357; Crabb, T.A.; Katritzky, A.R. *Adv. Heterocycl. Chem.* **1984**, *36*, 1; Eliel, E.L. *Angew. Chem. Int. Ed.* **1972**, *11*, 739; *Pure Appl. Chem.* **1971**, *25*, 509; *Acc. Chem. Res.* **1970**, *3*, 1; Lambert, J.B. *Acc. Chem. Res.* **1971**, *4*, 87; Romers, C.; Altona, C.; Buys, H.R.; Havinga, E. *Top. Stereochem.* **1969**, *4*, 39; Bushweller, C.H.; Gianni, M.H., in Patai, S. *The Chemistry of Functional Groups, Supplement E*, Wiley, NY, **1980**, pp. 232–274.

³⁵⁵Bachrach, S.M.; Liu, M. *Tetrahedron Lett.* **1992**, *33*, 6771.

³⁵⁶These factors are discussed by Eliel, E.L. *Angew. Chem. Int. Ed.* **1972**, *11*, 739.

³⁵⁷Riddell, F.G.; Robinson, M.J.T. *Tetrahedron* **1967**, *23*, 3417; Eliel, E.L.; Knoeber, M.C. *J. Am. Chem. Soc.* **1968**, *90*, 3444. See also Eliel, E.L.; Alcudia, F. *J. Am. Chem. Soc.* **1974**, *96*, 1939. See Cieplak, P.; Howard, A.E.; Powers, J.P.; Rychnovsky, S.D.; Kollman, P.A. *J. Org. Chem.* **1996**, *61*, 3662 for conformational energy differences in 2,2,6-trimethyl-4-alkyl-1,3-dioxane.

³⁵⁸Cai, J.; Davies, A.G.; Schiesser, C.H. *J. Chem. Soc. Perkin Trans. 2* **1994**, 1151.

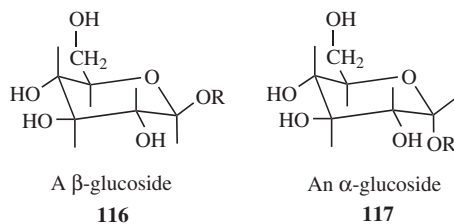
³⁵⁹Hutchins, R.O.; Eliel, E.L. *J. Am. Chem. Soc.* **1969**, *91*, 2703. See also, Juaristi, E.; Cuevas, G. *Tetrahedron* **1999**, *55*, 359.

³⁶⁰Strelenko, Y.A.; Samoshin, V.V.; Troyansky, E.I.; Demchuk, D.V.; Dmitriev, D.E.; Nikishin, G.I.; Zefirov, N.S. *Tetrahedron* **1994**, *50*, 10107.

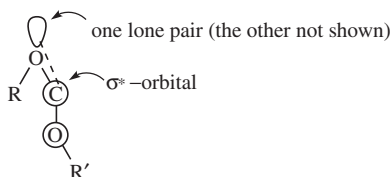
³⁶¹Gordillo, B.; Juaristi, E.; Matínez, R.; Toscano, R.A.; White, P.S.; Eliel, E.L. *J. Am. Chem. Soc.* **1992**, *114*, 2157.

³⁶²Kaloustian, M.K.; Dennis, N.; Mager, S.; Evans, S.A.; Alcudia, F.; Eliel, E.L. *J. Am. Chem. Soc.* **1976**, *98*, 956. See also Eliel, E.L.; Kandasamy, D.; Sechrest, R.C. *J. Org. Chem.* **1977**, *42*, 1533.

phenomenon, known as the *anomeric effect*,³⁶³ is the greater stability of α -glucosides over β -glucosides. A number of explanations have been offered



for the anomeric effect.³⁶⁴ The one³⁶⁵ that has received the most acceptance³⁶⁶ is that one of the lone pairs of the polar atom connected to the carbon (an oxygen atom in the case of **117**) can be stabilized by overlapping with an antibonding orbital of the bond between the carbon and the other polar atom:



This can happen only if the two orbitals are in the positions shown. The situation can also be represented by this type of hyperconjugation (called “negative hyperconjugation”):



It is possible that simple repulsion between parallel dipoles in **116** also plays a part in the greater stability of **117**. It has been shown that aqueous solvation effects reduce anomeric stabilization in many systems, particularly for tetrahydropyransyls.³⁶⁷ In contrast to cyclic acetals, simple acyclic acetals

³⁶³For books on this subject, see Kirby, A.J. *The Anomeric Effect and Related Stereoelectronic Effects at Oxygen*, Springer, NY, **1983**; Szarek, W.A.; Horton, D. *Anomeric Effect*, American Chemical Society, Washington, **1979**. For reviews see Deslongchamps, P. *Stereoelectronic Effects in Organic Chemistry*, Pergamon, Elmsford, NY, **1983**, pp. 4–26; Zefirov, N.S. *Tetrahedron* **1977**, *33*, 3193; Zefirov, N.S.; Shekhtman, N.M. *Russ. Chem. Rev.* **1971**, *40*, 315; Lemieux, R.U. *Pure Appl. Chem.* **1971**, *27*, 527; Angyal, S.J. *Angew. Chem. Int. Ed.* **1969**, *8*, 157; Martin, J. *Ann. Chim. (Paris) [14]*, **1971**, *6*, 205.

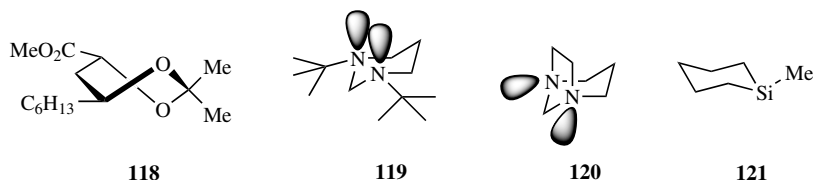
³⁶⁴Juaristi, E.; Cuevas, G. *Tetrahedron* **1992**, *48*, 5019.

³⁶⁵See Romers, C.; Altona, C.; Buys, H.R.; Havinga, E. *Top. Stereochem.* **1969**, *4*, 39, see pp. 73–77; Wolfe, S.; Whangbo, M.; Mitchell, D.J. *Carbohydr. Res.* **1979**, *69*, 1.

³⁶⁶For some evidence for this explanation, see Fuchs, B.; Ellençweig, A.; Tartakovsky, E.; Aped, P. *Angew. Chem. Int. Ed.* **1986**, *25*, 287; Praly, J.; Lemieux, R.U. *Can. J. Chem.* **1987**, *65*, 213; Booth, H.; Khedhair, K.A.; Readshaw, S.A. *Tetrahedron* **1987**, *43*, 4699. For evidence against it, see Box, V.G.S. *Heterocycles* **1990**, *31*, 1157.

³⁶⁷Cramer, C.J. *J. Org. Chem.* **1992**, *57*, 7034; Booth, H.; Dixon, J.M.; Readshaw, S.A. *Tetrahedron* **1992**, *48*, 6151.

rarely adopt the anomeric conformation, apparently because the eclipsed conformation better accommodates steric interactions of groups linked by relatively short carbon–oxygen bonds.³⁶⁸ In all-*cis*-2,5-di-*tert*-butyl-1,4-cyclohexanediol, hydrogen bonding stabilizes the otherwise high-energy form³⁶⁹ and 1,3-dioxane (**118**) exists largely as the twist conformation shown.³⁷⁰ The conformational preference of 1-methyl-1-silacyclohexane (**121**) has been studied.³⁷¹ A strongly decreased activation barrier in silacyclohexane was observed, as compared to that in the parent ring, and is explained by the longer endocyclic Si–C bonds.



Second-row heteroatoms are known to show a substantial anomeric effect.³⁷² There appears to be evidence for a reverse anomeric effect in 2-aminotetrahydropyrans.³⁷³ It has been called into question whether a reverse anomeric effect exists at all.³⁷⁴ In **119**, the lone-pair electrons assume an axial conformation and there is an anomeric effect.³⁷⁵ In **120**, however, the lone-pair electron orbitals are oriented *gauche* to both the axial and equatorial α -CH bond and there is no anomeric effect.³⁷⁵

Conformation in Other Rings³⁷⁶

Three-membered saturated rings are usually planar, but other three-membered rings can have some flexibility. Cyclobutane³⁷⁷ is not planar but exists as in **122**, with an

³⁶⁸Anderson, J.E. *J. Org. Chem.* **2000**, *65*, 748.

³⁶⁹Stolow, R.D. *J. Am. Chem. Soc.* **1964**, *86*, 2170; Stolow, R.D.; McDonagh, P.M.; Bonaventura, M.M. *J. Am. Chem. Soc.* **1964**, *86*, 2165. For some other examples, see Camps, P.; Iglesias, C. *Tetrahedron Lett.* **1985**, *26*, 5463; Fitjer, L.; Scheuermann, H.; Klages, U.; Wehle, D.; Stephenson, D.S.; Binsch, G. *Chem. Ber.* **1986**, *119*, 1144.

³⁷⁰Rychnovsky, S.D.; Yang, G.; Powers, J.P. *J. Org. Chem.* **1993**, *58*, 5251.

³⁷¹Arnason, I.; Kvaran, A.; Jonsdottir, S.; Gudnason, P. I.; Oberhammer, H. *J. Org. Chem.* **2002**, *67*, 3827.

³⁷²Juaristi, E.; Cuevas, G. *Tetrahedron* **1992**, *48*, 5109; Juaristi, E.; Tapia, J.; Mendez, R. *Tetrahedron* **1986**, *42*, 1253; Zefirov, N.S.; Blagoveschenskii, V.S.; Kazimirchik, I.V.; Yakovleva, O.P. *J. Org. Chem. USSR* **1971**, *7*, 599; Salzner, U.; Schleyer, P.v.R. *J. Am. Chem. Soc.* **1993**, *115*, 10231; Aggarwal, V.K.; Worrall, J.M.; Adams, H.; Alexander, R.; Taylor, B.F. *J. Chem. Soc. Perkin Trans. 1* **1997**, 21.

³⁷³Salzner, U.; Schleyer, P.v.R. *J. Org. Chem.* **1994**, *59*, 2138.

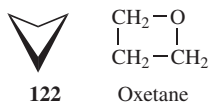
³⁷⁴Perrin, C.L. *Tetrahedron* **1995**, *51*, 11901.

³⁷⁵Anderson, J.E.; Cai, J.; Davies, A.G. *J. Chem. Soc. Perkin Trans. 2* **1997**, 2633. For some controversy concerning the anomeric effect a related system, see Perrin, C.L.; Armstrong, K.B.; Fabian, M.A. *J. Am. Chem. Soc.* **1994**, *116*, 715 and Salzner, U. *J. Org. Chem.* **1995**, *60*, 986.

³⁷⁶Eliel, E.L.; Wilen, S.H.; Mander, L.N. *Stereochemistry of Organic Compounds*, Wiley-Interscience, NY, **1994**, pp. 675–685 and 754–770.

³⁷⁷For reviews of the stereochemistry of four-membered rings, see Legon, A.C. *Chem. Rev.* **1980**, *80*, 231; Moriarty, R.M. *Top. Stereochem.* **1974**, *8*, 271; Cotton, F.A.; Frenz, B.A. *Tetrahedron* **1974**, *30*, 1587.

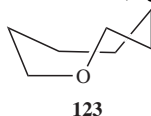
angle between the planes of $\sim 35^\circ$.³⁷⁸ The deviation from planarity is presumably caused by eclipsing in the planar form (see p. 219). Oxetane, in which eclipsing is



less, is closer to planarity, with an angle between the planes of $\sim 10^\circ$.³⁷⁹ Cyclopentane might be expected to be planar, since the angles of a regular pentagon are 108° , but it is not so, also because of eclipsing effects.³⁸⁰ There are two puckered conformations, the *envelope* and the *half-chair*. There is little energy difference between these two forms and many five-membered ring systems have conformations somewhere in between them.³⁸¹ Although in the envelope conformation one carbon is shown above the others, ring motions cause each of the carbons in



rapid succession to assume this position. The puckering rotates around the ring in what may be called a *pseudorotation*.³⁸² In substituted cyclopentanes and five-membered rings in which at least one atom does not contain two substituents [e.g., tetrahydrofuran (THF), cyclopentanone, C₃ and C₇-mono- and disubstituted hexahydroazepin-2-ones (caprolactams),³⁸³ and tetrahydrothiophene S-oxide³⁸⁴], one conformer may be more stable than the others. The barrier to planarity in cyclopentane has been reported to be $5.2 \text{ kcal mol}^{-1}$ (22 kJ mol^{-1}).³⁸⁵ Contrary to previous reports, there is only weak stabilization ($<2 \text{ kcal mol}^{-1}$; $<8 \text{ kJ mol}^{-1}$) of 3-, 4-, and 5-membered rings by *gem*-dialkoxycarbonyl substituents (e.g., COOR).³⁸⁶



³⁷⁸Dows, D.A.; Rich, N. *J. Chem. Phys.* **1967**, *47*, 333; Stone, J.M.R.; Mills, I.M. *Mol. Phys.* **1970**, *18*, 631; Miller, F.A.; Capwell, R.J.; Lord, R.C.; Rea, D.G. *Spectrochim. Acta Part A*, **1972**, *28*, 603. However, some cyclobutane derivatives are planar, at least in the solid state: for example, see Margulis, T.N. *J. Am. Chem. Soc.* **1971**, *93*, 2193.

³⁷⁹Luger, P.; Buschmann, J. *J. Am. Chem. Soc.* **1984**, *106*, 7118.

³⁸⁰For reviews of the conformational analysis of five-membered rings, see Fuchs, B. *Top. Stereochem.* **1978**, *10*, 1; Legon, A.C. *Chem. Rev.* **1980**, *80*, 231.

³⁸¹Willy, W.E.; Binsch, G.; Eliel, E.L. *J. Am. Chem. Soc.* **1970**, *92*, 5394; Lipnick, R.L. *J. Mol. Struct.* **1974**, *21*, 423.

³⁸²Kilpatrick, J.E.; Pitzer, K.S.; Spitzer, R. *J. Am. Chem. Soc.* **1947**, *69*, 2438; Pitzer, K.S.; Donath, W.E. *J. Am. Chem. Soc.* **1959**, *81*, 3213; Durig, J.R.; Wertz, D.W. *J. Chem. Phys.* **1968**, *49*, 2118; Lipnick, R.L. *J. Mol. Struct.* **1974**, *21*, 411; Poupko, R.; Luz, Z.; Zimmermann, H. *J. Am. Chem. Soc.* **1982**, *104*, 5307; Riddell, F.G.; Cameron K.S.; Holmes, S.A.; Strange, J.H. *J. Am. Chem. Soc.* **1997**, *119*, 7555.

³⁸³Matallana, A.; Kruger, A.W.; Kingsbury, C.A. *J. Org. Chem.* **1994**, *59*, 3020.

³⁸⁴Abraham, R.J.; Pollock, L.; Sancassan, F. *J. Chem. Soc. Perkin Trans. 2* **1994**, 2329.

³⁸⁵Carreira, L.A.; Jiang, G.J.; Person, W.B.; Willis, Jr., J.N. *J. Chem. Phys.* **1972**, *56*, 1440.

³⁸⁶Verevkin, S.P.; Kümmerlin, M.; Beckhaus, H.-D.; Galli, C.; Rüchardt, C. *Eur. J. Org. Chem.* **1998**, 579.

Rings larger than six-membered are always puckered³⁸⁷ unless they contain a large number of sp^2 atoms (see the section on strain in medium rings, p. 223). The energy and conformations of the alkane series cycloheptane to cyclododecane has been reported.³⁸⁸ The conformation shown for oxacyclooctane (**123**), for example, appears to be the most abundant one.³⁸⁹ The conformations of other large ring compounds have been studied, including 11-membered ring lactones,³⁹⁰ 10- and 11-membered ring ketones,³⁹¹ and 11- and 14-membered ring lactams.³⁹² Dynamic NMR was used to determine the conformation large-ring cycloalkenes and lactones.³⁹³ Note that axial and equatorial hydrogens are found only in the chair conformations of six-membered rings. In rings of other sizes the hydrogens protrude at angles that generally do not lend themselves to classification in this way,³⁹⁴ although in some cases the terms “pseudo-axial” and “pseudo-equatorial” have been used to classify hydrogens in rings of other sizes.³⁹⁵

Molecular Mechanics³⁹⁶

Molecular mechanics Molecular Mechanics³⁹⁷ describes a molecule in terms of a collection of bonded atoms that have been distorted from some idealized geometry due to non-bonded van der Waals (steric) and coulombic (charge–charge)

³⁸⁷For reviews of conformations in larger rings, see Arshinova, R.P. *Russ. Chem. Rev.* **1988**, *57*, 1142; Ounsworth, J.P.; Weiler, L. *J. Chem. Educ.* **1987**, *64*, 568; Oki, M. *Applications of Dynamic NMR Spectroscopy to Organic Chemistry*, VCH, NY, **1985**, pp. 307–321; Casanova, J.; Waegell, B. *Bull. Soc. Chim. Fr.* **1975**, 911; Anet, F.A.L. *Top. Curr. Chem.* **1974**, *45*, 169; Dunitz, J.D. *Pure Appl. Chem.* **1971**, *25*, 495; *Perspect. Struct. Chem.* **1968**, *2*, 1; Tochtermann, W. *Fortchr. Chem. Forsch.* **1970**, *15*, 378; Dale, J. *Angew. Chem. Int. Ed.* **1966**, *5*, 1000. For a monograph, see Glass, R.S. *Conformational Analysis of Medium-Sized Heterocycles*, VCH, NY, **1988**. Also see the monographs by Eliel, E.L.; Allinger, N.L.; Angyal, S.J.; Morrison, G.A. *Conformational Analysis*; Wiley, NY, **1965**; Hanack, M. *Conformation Theory*, Academic Press, NY, **1965**.

³⁸⁸Wiberg, K.B. *J. Org. Chem.* **2003**, *68*, 9322.

³⁸⁹Meyer, W.L.; Taylor, P.W.; Reed, S.A.; Leister, M.C.; Schneider, H.-J.; Schmidt, G.; Evans, F.E.; Levine, R.A. *J. Org. Chem.* **1992**, *57*, 291.

³⁹⁰Spracklin, D.K.; Weiler, L. *J. Chem. Soc. Chem. Commun.* **1992**, 1347; Ogura, H.; Furuhashi, K.; Harada, Y.; Iitaka, Y. *J. Am. Chem. Soc.* **1978**, *100*, 6733; Ounsworth, J.P.; Weiler, L. *J. Chem. Ed.*, **1987**, *64*, 568; Keller, T.H.; Neeland, E.G.; Rettig, S.; Trotter, J.; Weiler, L. *J. Am. Chem. Soc.* **1988**, *110*, 7858.

³⁹¹Pawar, D.M.; Smith, S.V.; Moody, E.M.; Noe, E.A. *J. Am. Chem. Soc.* **1998**, *120*, 8241.

³⁹²Borgen, G.; Dale, J.; Gundersen, L.-L.; Krivokapic, A.; Rise, F.; Øverås, A.T. *Acta Chem. Scand. B*, **1998**, *52*, 1110.

³⁹³Pawar, D.M.; Davids, K.L.; Brown, B.L.; Smith, S.V.; Noe, E.A. *J. Org. Chem.* **1999**, *64*, 4580; Pawar, D.M.; Moody, E.M.; Noe, E.A. *J. Org. Chem.* **1999**, *64*, 4586.

³⁹⁴For definitions of axial, equatorial, and related terms for rings of any size, see Anet, F.A.L. *Tetrahedron Lett.* **1990**, *31*, 2125.

³⁹⁵For a discussion of the angles of the ring positions, see Cremer, D. *Isr. J. Chem.* **1980**, *20*, 12.

³⁹⁶Thanks to Dr. Warren Hehre, Wavefunction, Inc., Irvine, CA. Personal communication. See Hehre, W.J. *A Guide to Molecular Mechanics and Quantum Chemical Calculations*, Wavefunction, Inc., Irvine, CA, **2003**, pp. 56–57.

³⁹⁷For a review, see Rappe, A.K.; Casewit, C.J. *Molecular Mechanics Across Chemistry*, University Science Books, Sausalito, CA, **1997**.

interactions. This approach is fundamentally different from molecular-orbital theory that is based on quantum mechanics and that make no reference whatsoever to chemical bonding. The success of molecular mechanics depends on the ability to represent molecules in terms of unique valence structures, on the notion that bond lengths and angles may be transferred from one molecule to another and on a predictable dependence of geometrical parameters on the local atomic environment.

The molecular mechanics energy of a molecule is given as a sum of contributions arising from distortions from ideal bond distances (stretch contributions), bond angles (bend contributions) and torsion angles (torsion contributions), together with contributions from nonbonded interactions. This energy is commonly referred to as a strain energy, meaning that it reflects the inherent strain in a real molecule relative to a hypothetical idealized (strain-free) form.

$$E^{\text{strain}} = E_{\text{A}}^{\text{stretch}} + E_{\text{A}}^{\text{bend}} + E_{\text{A}}^{\text{torsion}} + E_{\text{AB}}^{\text{nonbonded}} \quad (1)$$

Stretch and bend terms are most simply given in terms of quadratic (Hooke's law) forms:

$$E^{\text{stretch}}(r) = \frac{1}{2}k^{\text{stretch}}(r - r^{\text{eq}})^2 \quad (2)$$

$$E^{\text{bend}}(\alpha) = \frac{1}{2}k^{\text{bend}}(\alpha - \alpha^{\text{eq}})^2 \quad (3)$$

r and α are the bond distance and angle, respectively, and r^{eq} and α^{eq} are the ideal bond length and angle, respectively.

Torsion terms need to properly reflect the inherent periodicity of the particular bond involved in a rotation. For example, the threefold periodicity of the carbon-carbon bond in ethane may be represented by a simple cosine form.

$$E^{\text{torsion}}(\omega) = k^{\text{torsion}3}[1 - \cos 3(\omega - \omega^{\text{eq}})] \quad (4)$$

Ω is the torsion angle, ω^{eq} is the ideal torsion angle and k^{torsion} is a parameter. Torsion contributions to the strain energy will also usually need to include contributions that are onefold and twofold periodic. These can be represented in the same manner as the threefold term.

$$E^{\text{torsion}}(\omega) = k^{\text{torsion}1}[1 - \cos(\omega - \omega^{\text{eq}})] + k^{\text{torsion}2}[1 - \cos 2(\omega - \omega^{\text{eq}})] + k^{\text{torsion}3}[1 - \cos 3(\omega - \omega^{\text{eq}})] \quad (5)$$

Nonbonded interactions involve a sum of van der Waals (VDW) interactions and coulombic interactions. The coulombic term accounts for charge-charge interactions.

$$E^{\text{nonbonded}}(r) = E^{\text{VDW}}(r) + E^{\text{coulombic}}(r) \quad (6)$$

The VDW is made up of two parts, the first to account for strong repulsion on nonbonded atoms as they closely approach, and the second to account for weak long-range attraction, r is the nonbonded distance.

Molecular mechanics methods differ both in the form of the terms that make up the strain energy and in their detailed parameterization. Older methods, such as SYBYL,³⁹⁸ use very simple forms and relatively few parameters, while newer methods such as MM3,³⁹⁹ MM4,⁴⁰⁰ and MMFF⁴⁰¹ use more complex forms and many more parameters. In general, the more complex the form of the strain energy terms and the more extensive the parameterization, the better will be the results. Of course, more parameters mean that more (experimental) data will be needed in their construction. Because molecular mechanics is not based on “physical fundamentals,” but rather is essentially an interpolation scheme, its success depends on the availability of either experimental or high-quality theoretical data for parameterization. A corollary is that molecular mechanics would not be expected to lead to good results for “new” molecules, that is, molecules outside the range of their parameterization.

The two most important applications of molecular mechanics are geometry calculations on very large molecules, for example, on proteins, and conformational analysis on molecules for which there may be hundreds, thousands, or even tens of thousands of distinct structures. It is here that methods based on quantum mechanics are simply not (yet) practical. It should be no surprise that equilibrium geometries obtained from molecular mechanics are generally in good accord with experimental values. There are ample data with which to parameterize and evaluate the methods. However, because there are very few experimental data relating to the equilibrium conformations of molecules and energy differences among different conformations, molecular mechanics calculations for these quantities need to be viewed with a very critical eye. In time, high-quality data from quantum mechanics will provide the needed data and allow more careful parameterization (and assessment) than now possible.

The most important limitation of molecular mechanics is its inability to provide thermochemical data. The reason for this is that the mechanics strain energy is specific to a given molecule (it provides a measure of how much this molecule deviates from an ideal arrangement), and different molecules have different ideal arrangements. For example, acetone and methyl vinyl ether have different bonds and would be referenced to different standards. The only exception occurs for conformational energy differences or, more generally, for energy comparisons among molecules with exactly the same bonding, for example, *cis*- and *trans*-2-butene.

Because a molecular mechanics calculation reveals nothing about the distribution of electrons or distribution of charge in molecules, and because mechanics

³⁹⁸Clark, M.; Cramer III, R.D.; van Opdenbosch, N. *J. Computational Chem.* **1989**, *10*, 982.

³⁹⁹Allinger, N.L.; Li, F.; Yan, L. *J. Computational Chem.* **1990**, *11*, 855, and later papers in this series.

⁴⁰⁰Allinger, N.L.; Chen, K.; Lii, J.-H. *J. Computational Chem.* **1996**, *17*, 642, and later papers in this series.

⁴⁰¹Halgren, T.A. *J. Computational Chem* **1996**, *17*, 490, and later papers in this series.

methods have not (yet) been parameterized to reproduce transition state geometries, they are of limited value in describing either chemical reactivity or product selectivity. There are, however, situations where steric considerations associated with either the product or reactants are responsible for trends in reactivity and selectivity, and here molecular mechanics would be expected to be of some value.

Because of the different strengths and limitations of molecular mechanics and quantum chemical calculations, it is now common practice to combine the two, for example, to use molecular mechanics to establish conformation (or at least a set of reasonable conformations) and then to quantum calculations to evaluate energy differences.

In practical terms, molecular mechanics calculations may easily be performed on molecules comprising several thousand atoms. Additionally, molecular mechanics calculations are sufficiently rapid to permit extensive conformational searching on molecules containing upwards of a hundred atoms. Modern graphical based programs for desktop computers make the methods available to all chemists.

STRAIN

Steric strain⁴⁰² exists in a molecule when bonds are forced to make abnormal angles. This results in a higher energy than would be the case in the absence of angle distortions. It has been shown that there is a good correlation between the ¹³C—H coupling constants in NMR and the bond angles and bond force angles in strained organic molecules.⁴⁰³ There are, in general, two kinds of structural features that result in sterically caused abnormal bond angles. One of these is found in small-ring compounds, where the angles must be less than those resulting from normal orbital overlap.⁴⁰⁴ Such strain is called *small-angle strain*. The other arises when nonbonded atoms are forced into close proximity by the geometry of the molecule. These are called *nonbonded interactions*.

Strained molecules possess *strain energy*. That is, their potential energies are higher than they would be if strain were absent.⁴⁰⁵ The strain energy for a particular molecule can be estimated from heat of atomization or heat of combustion data. A strained molecule has a lower heat of atomization than it would have if it were strain-free (Fig. 4.6). As in the similar case of resonance energies (p. 36), strain energies can not be known exactly, because the energy of a real molecule can be measured, but not the energy of a hypothetical unstrained model. It is also possible

⁴⁰²For a monograph, see Greenberg, A.; Liebman, J.F. *Strained Organic Molecules*, Academic Press, NY, 1978. For reviews, see Wiberg, K.B. *Angew. Chem. Int. Ed.* **1986**, 25, 312; Greenberg, A.; Stevenson, T.A. *Mol. Struct. Energ.*, **1986**, 3, 193; Liebman, J.F.; Greenberg, A. *Chem. Rev.* **1976**, 76, 311. For a review of the concept of strain, see Cremer, D.; Kraka, E. *Mol. Struct. Energ.* **1988**, 7, 65.

⁴⁰³Zhao, C.-Y.; Duan, W.-S.; Zhang, Y.; You, X.-Z. *J. Chem. Res. (S)* **1998**, 156.

⁴⁰⁴Wiberg, K.B. *Accts. Chem. Res.* **1996**, 29, 229.

⁴⁰⁵For discussions, see Wiberg, K.B.; Bader, R.F.W.; Lau, C.D.H. *J. Am. Chem. Soc.* **1987**, 109, 985, 1001.

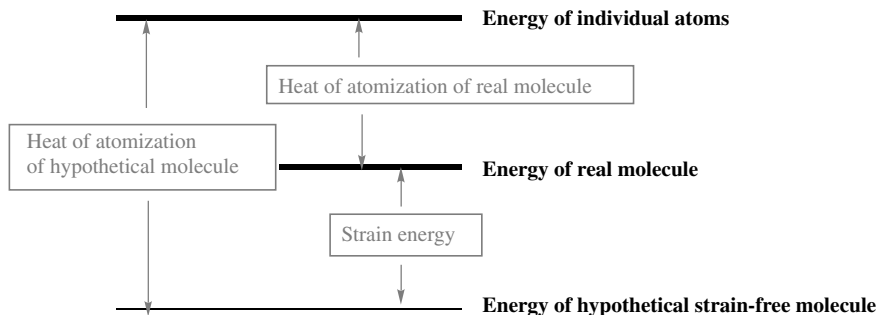


Fig. 4.6. Strain energy calculation.

to calculate strain energies by molecular mechanics, not only for real molecules, but also for those that cannot be made.⁴⁰⁶

Strain in Small Rings

Three-membered rings have a great deal of angle strain, since 60° angles represent a large departure from the tetrahedral angles. In sharp contrast to other ethers, ethylene oxide is quite reactive, the ring being opened by many reagents (see p. 496). Ring opening, of course, relieves the strain.⁴⁰⁷ Cyclopropane,⁴⁰⁸ which is even more strained⁴⁰⁹ than ethylene oxide, is also cleaved more easily than would be expected for an alkane.⁴¹⁰ Thus, pyrolysis at $450\text{--}500^\circ\text{C}$ converts it to propene, bromination gives 1,3-dibromopropane,⁴¹¹ and it can be hydrogenated to propane (though at high pressure).⁴¹² Other three-membered rings are similarly reactive.⁴¹³ Alkyl substituents influence the strain energy of small ring compounds.⁴¹⁴ *gem*-Dimethyl substitution, for example, “lowers the strain energy of cyclopropanes,

⁴⁰⁶For a review, see Röchardt, C.; Beckhaus, K. *Angew. Chem. Int. Ed.* **1985**, *24*, 529. See also Burkert, U.; Allinger, N.L. *Molecular Mechanisms*, American Chemical Society, Washington, **1982**, pp. 169–194; Allinger, N.L. *Adv. Phys. Org. Chem.* **1976**, *13*, 1, pp. 45–47.

⁴⁰⁷For reviews of reactions of cyclopropanes and cyclobutanes, see Trost, B.M. *Top. Curr. Chem.* **1986**, *133*, 3; Wong, H.N.C.; Lau, C.D.H.; Tam, K. *Top. Curr. Chem.* **1986**, *133*, 83.

⁴⁰⁸For a treatise, see Rappoport, Z. *The Chemistry of the Cyclopropyl Group*, 2 pts., Wiley, NY, **1987**.

⁴⁰⁹For reviews of strain in cyclopropanes, see, in Rappoport, Z. *The Chemistry of the Cyclopropyl Group*, 2 pts, Wiley, NY, **1987**, the papers by Wiberg, K.B. pt. 1., pp. 1–26; Liebman, J.F.; Greenberg, A. pt. 2, pp. 1083–1119; Liebman, J.F.; Greenberg, A. *Chem. Rev.* **1989**, *89*, 1225.

⁴¹⁰For reviews of ring-opening reactions of cyclopropanes, see Wong, H.N.C.; Hon, M.; Ts, C.e; Yip, Y.; Tanko, J.; Hudlicky, T. *Chem. Rev.* **1989**, *89*, 165; Reissig, H., in Rappoport, Z. *The Chemistry of the Cyclopropyl Group*, pt. 1, Wiley, NY, **1987**, pp. 375–443.

⁴¹¹Ogg Jr., R.A.; Priest, W.J. *J. Am. Chem. Soc.* **1938**, *60*, 217.

⁴¹²Shortridge, R.W.; Craig, R.A.; Greenlee, K.W.; Derfer, J.M.; Boord, C.E. *J. Am. Chem. Soc.* **1948**, *70*, 946.

⁴¹³For a review of the pyrolysis of three- and four-membered rings, see Frey, H.M. *Adv. Phys. Org. Chem.* **1966**, *4*, 147.

⁴¹⁴Bach, R. D.; Dmitrenko, O. *J. Org. Chem.* **2002**, *67*, 2588.

cyclobutanes, epoxides, and dimethyldioxirane by 6–10 kcal mol⁻¹ (25.42 kJ mol⁻¹) relative to an unbranched acyclic reference molecule.”⁴¹⁴ The C–H bond dissociation energy also tends to increase ring strain in small-ring alkenes.⁴¹⁵

There is much evidence, chiefly derived from NMR coupling constants, that the bonding in cyclopropanes is not the same as in compounds that lack small-angle strain.⁴¹⁶ For a normal carbon atom, one *s* and three *p* orbitals are hybridized to give four approximately equivalent *sp*³ orbitals, each containing ~25% *s* character. But for a cyclopropane carbon atom, the four hybrid orbitals are far from equivalent. The two orbitals directed to the outside bonds have more *s* character than a normal *sp*³ orbital, while the two orbitals involved in ring bonding have less, because the more *p*-like they are the more they resemble ordinary *p* orbitals, whose preferred bond angle is 90° rather than 109.5°. Since the small-angle strain in cyclopropanes is the difference between the preferred angle and the real angle of 60°, this additional *p* character relieves some of the strain. The external orbitals have ~33% *s* character, so that they are ~*sp*² orbitals, while the internal orbitals have ~17% *s* character, so that they may be called ~*sp*⁵ orbitals.⁴¹⁷ Each of the three carbon–carbon bonds of cyclopropane is therefore formed by overlap of two *sp*⁵ orbitals. Molecular-orbital calculations show that such bonds are not completely *s* in character. In normal C–C bonds, *sp*³ orbitals overlap in such a way that the straight line connecting the nuclei becomes an axis about which the electron density is symmetrical. But in cyclopropane, the electron density is directed *away* from the ring.⁴¹⁸ Fig. 4.7 shows the direction of orbital overlap.⁴¹⁹ For cyclopropane, the angle (marked θ) is 21°. Cyclobutane exhibits the same phenomenon but to a lesser extent, θ being 7°.^{419,418} Molecular-orbital calculations also show that the

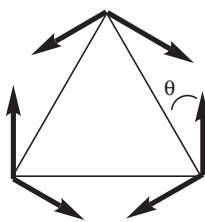


Fig. 4.7. Orbital overlap in cyclopropane. The arrows point toward the center of electron density.

⁴¹⁵Bach, R.D.; Dmitrenko, O. *J. Am. Chem. Soc.* **2004**, *126*, 4444.

⁴¹⁶For discussions of bonding in cyclopropanes, see Burnett, W.A. *J. Chem. Educ.* **1967**, *44*, 17; de Meijere, A. *Angew. Chem. Int. Ed.* **1979**, *18*, 809; Honegger, E.; Heilbronner, E.; Schmelzer, A. *Nouv. J. Chim.* **1982**, *6*, 519; Cremer, D.; Kraka, E. *J. Am. Chem. Soc.* **1985**, *107*, 3800, 3811; Snee, T.S. *Mol. Struct. Energ.* **1988**, *5*, 63; Casaarini, D.; Lunazzi, L.; Mazzanti, A. *J. Org. Chem.* **1997**, *62*, 7592.

⁴¹⁷Randić, M.; Maksić, Z. *Theor. Chim. Acta* **1965**, *3*, 59; Foote, C.S. *Tetrahedron Lett.* **1963**, 579; Weigert, F.J.; Roberts, J.D. *J. Am. Chem. Soc.* **1967**, *89*, 5962.

⁴¹⁸Wiberg, K.B. *Acc. Chem. Res.* **1996**, *29*, 229.

⁴¹⁹Coulson, C.A.; Goodwin, T.H. *J. Chem. Soc.* **1962**, 2851; **1963**, 3161; Peters, D. *Tetrahedron* **1963**, *19*, 1539; Hoffmann, R.; Davidson, R.B. *J. Am. Chem. Soc.* **1971**, *93*, 5699.

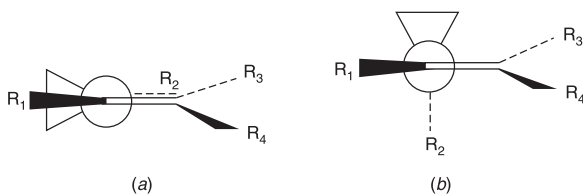


Fig. 4.8. Conformations of α -cyclopropylalkenes. Conformation (a) leads to maximum conjugation and conformation (b) to minimum conjugation.

maximum electron densities of the C–C σ orbitals are bent away from the ring, with $\theta = 9.4^\circ$ for cyclopropane and 3.4° for cyclobutane.⁴²⁰ The bonds in cyclopropane are called *bent bonds*, and are intermediate in character between σ and π , so that cyclopropanes behave in some respects like double-bond compounds.⁴²¹ For one thing, there is much evidence, chiefly from UV spectra,⁴²² that a cyclopropane ring is conjugated with an adjacent double bond and that this conjugation is greatest for the conformation shown in *a* in Fig. 4.8 and least or absent for the conformation shown in *b*, since overlap of the double-bond π -orbital with two of the *p*-like orbitals of the cyclopropane ring is greatest in conformation *a*. However, the conjugation between a cyclopropane ring and a double bond is less than that between two double bonds.⁴²³ For other examples of the similarities in behavior of a cyclopropane ring and a double bond (see p. 212).

Four-membered rings also exhibit angle strain, but much less, and are less easily opened. Cyclobutane is more resistant than cyclopropane to bromination, and although it can be hydrogenated to butane, more strenuous conditions are required. Nevertheless, pyrolysis at 420°C gives two molecules of ethylene. As mentioned earlier (p. 212), cyclobutane is not planar.

Many highly strained compounds containing small rings in fused systems have been prepared,⁴²⁴ showing that organic molecules can exhibit much more

⁴²⁰Wiberg, K.B.; Bader, R.F.W.; Lau, C.D.H. *J. Am. Chem. Soc.* **1987**, *109*, 985, 1001; Cremer, D.; Kraka, E. *J. Am. Chem. Soc.* **1985**, *107*, 3800, 1811.

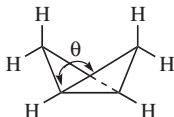
⁴²¹For reviews, see Tidwell, T.T., in Rappoport, Z. *The Chemistry of the Cyclopropyl Groups*, pt. 1, Wiley, NY, **1987**, pp. 565–632; Charton, M. in Zabicky, J. *The Chemistry of Alkenes*, Vol. 2, pp. 511–610, Wiley, NY, **1970**.

⁴²²See, for example, Cromwell, N.H.; Hudson, G.V. *J. Am. Chem. Soc.* **1953**, *75*, 872; Kosower, E.M.; Ito, M. *Proc. Chem. Soc.* **1962**, 25; Dauben, W.G.; Berezin, G.H. *J. Am. Chem. Soc.* **1967**, *89*, 3449; Jorgenson, M.J.; Leung, T. *J. Am. Chem. Soc.* **1968**, *90*, 3769; Heathcock, C.H.; Poulter, S.R. *J. Am. Chem. Soc.* **1968**, *90*, 3766; Tsuji, T.; Shibata, T.; Hienuki, Y.; Nishida, S. *J. Am. Chem. Soc.* **1978**, *100*, 1806; Drumright, R.E.; Mas, R.H.; Merola, J.S.; Tanko, J.M. *J. Org. Chem.* **1990**, *55*, 4098.

⁴²³Staley, S.W. *J. Am. Chem. Soc.* **1967**, *89*, 1532; Pews, R.G.; Ojha, N.D. *J. Am. Chem. Soc.* **1969**, *91*, 5769. See, however, Noe, E.A.; Young, R.M. *J. Am. Chem. Soc.* **1982**, *104*, 6218.

⁴²⁴For reviews discussing the properties of some of these as well as related compounds, see the reviews in *Chem. Rev.* **1989**, *89*, 975, and the following: Jefford, C.W. *J. Chem. Educ.* **1976**, *53*, 477; Seebach, D. *Angew. Chem. Int. Ed.* **1965**, *4*, 121; Greenberg, A.; Liebman, J.F. *Strained Organic Molecules*, Academic Press, NY, **1978**, pp. 210–220. For a review of bicyclo[*n.m.o*]alkanes, see Wiberg, K.B. *Adv. Alicyclic Chem.* **1968**, *2*, 185. Eliel, E.L.; Wilen, S.H.; Mander, L.N. *Stereochemistry of Organic Compounds*, Wiley-Interscience, NY, **1994**, pp. 771–811.

strain than simple cyclopropanes or cyclobutanes.⁴²⁵ Table 4.5 shows a few of these compounds.⁴²⁶ Perhaps the most interesting are cubane, prismane, and the substituted



tetrahydrene, since preparation of these ring systems had been the object of much endeavor. Prismane is tetracyclo[2.2.0.0^{2,6}.0^{3,5}]hexane and many derivatives are known,⁴²⁷ including bis(homohexaprismane) derivatives.⁴²⁸ The bicyclobutane molecule is bent, with the angle θ between the planes equal to $126 \pm 3^\circ$.⁴²⁹ The rehybridization effect, described above for cyclopropane, is even more extreme in this molecule. Calculations have shown that the central bond is essentially formed by overlap of two p orbitals with little or no s character.⁴³⁰ *Propellanes* are compounds in which two carbons, directly connected, are also connected by three other bridges. [1.1.1]Propellane is in the table and it is the smallest possible propellane,⁴³¹ and is in fact more stable than the larger [2.1.1]propellane and [2.2.1]propellane, which have been isolated only in solid matrixes at low temperature.⁴³² The bicyclo[1.1.1]pentanes are obviously related to the propellanes except that the central connecting bond is missing, and several derivatives are known.⁴³³ Even more complex systems are known.⁴³⁴

⁴²⁵For a useful classification of strained polycyclic systems, see Gund, P.; Gund, T.M. *J. Am. Chem. Soc.* **1981**, *103*, 4458.

⁴²⁶For a computer program that generates IUPAC names for complex bridged systems, see Rucker, G.; Rucker, C. *Chimia*, **1990**, *44*, 116.

⁴²⁷Gleiter, R.; Treptow, B.; Irngartinger, H.; Oeser, T. *J. Org. Chem.* **1994**, *59*, 2787; Gleiter, R.; Treptow, B. *J. Org. Chem.* **1993**, *58*, 7740.

⁴²⁸Golobish, T.D.; Dailey, W.P. *Tetrahedron Lett.* **1996**, *37*, 3239.

⁴²⁹Haller, I.; Srinivasan, R. *J. Chem. Phys.* **1964**, *41*, 2745.

⁴³⁰Schulman, J.M.; Fisanick, G.J. *J. Am. Chem. Soc.* **1970**, *92*, 6653; Newton, M.D.; Schulman, J.M. *J. Am. Chem. Soc.* **1972**, *94*, 767.

⁴³¹Wiberg, K.B.; Waddell, S.T. *J. Am. Chem. Soc.* **1990**, *112*, 2194; Seiler, S.T. *Helv. Chim. Acta* **1990**, *73*, 1574; Bothe, H.; Schlüter, A. *Chem. Ber.* **1991**, *124*, 587; Lynch, K.M.; Dailey, W.P. *J. Org. Chem.* **1995**, *60*, 4666. For reviews of small-ring propellanes, see Wiberg, K.B. *Chem. Rev.* **1989**, *89*, 975; Ginsburg, D., in Rappoport, Z. *The Chemistry of the Cyclopropyl Group*, pt. 2, Wiley, NY, **1987**, pp. 1193–1221. For a discussion of the formation of propellanes, see Ginsburg, D. *Top. Curr. Chem.* **1987**, *137*, 1.

⁴³²Wiberg, K.B.; Walker, F.H.; Pratt, W.E.; Michl, J. *J. Am. Chem. Soc.* **1983**, *105*, 3638.

⁴³³Della, E.W.; Taylor, D.K. *J. Org. Chem.* **1994**, *59*, 2986.

⁴³⁴See Kuck, D.; Krause, R.A.; Gestmann, D.; Postheer, F.; Schuster, A. *Tetrahedron* **1998**, *54*, 5247 for an example of a [5.5.5.5.5]centrohexacycline.

TABLE 4.5. Some Strained Small-Ring Compounds

Structural Formula of Compound Prepared	Systematic Name of Ring System	Common Name If Any	Reference
	Bicyclo[1.1.0]butane	Bicyclobutane	435
	Δ ^{1,4} -Bicyclo[2.2.0]hexene		436
	Tricyclo[1.1.0.0 ^{2,4}]butane	Tetrahedrane	437
	Pentacyclo[5.1.0.0 ^{2,4,0^3,5,0^6,8}]-octane	Octabisvalene	438
	Tricyclo[1.1.1.0 ^{1,3}]-pentane	a [1.1.1]propellane	364
	Tetradecaspiro[2.0.2.0.0.0.0.0.-2.0.2.0.0.0.2.0.2.0.0.1.0.0.2.0.2.-0.0.0]untriacontane	[15]-triangulane	439
	Tetracyclo[2.2.0.0 ^{2,6,0^3,5}]-hexane	Prismane	440

⁴³⁵Lemal, D.M.; Menger, F.M.; Clark, G.W. *J. Am. Chem. Soc.* **1963**, 85, 2529; Wiberg, K.B.; Lampman, G.M. *Tetrahedron Lett.* **1963**, 2173. For reviews of preparations and reactions of this system, see Hoz, S., in Rappoport, Z *The Chemistry of the Cyclopropyl Group*, pt. 2, Wiley, NY, **1987**, pp. 1121–1192; Wiberg, K.B.; Lampman, G.M.; Ciula, R.P.; Connor, D.S.; Schertler, P.; Lavanish, J.M. *Tetrahedron* **1965**, 21, 2749; Wiberg, K.B. *Rec. Chem. Prog.*, **1965**, 26, 143; Wiberg, K.B. *Adv. Alicyclic Chem.* **1968**, 2, 185. For a review of [n.1.1] systems, see Meinwald, J.; Meinwald, Y.C. *Adv. Alicyclic Chem.* **1966**, 1, 1.

⁴³⁶Casanova, J.; Bragin, J.; Cottrell, F.D. *J. Am. Chem. Soc.* **1978**, 100, 2264.


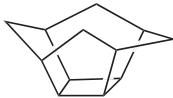



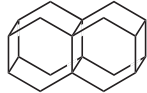
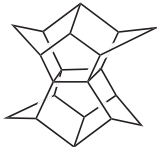
⁴³⁷Maier, G.; Pfriem, S.; Schäfer, U.; Malsch, K.; Matusch, R. *Chem. Ber.* **1981**, 114, 3965; Maier, G.; Pfriem, S.; Malsch, K.; Kalinowski, H.; Dehnicke, K. *Chem. Ber.* **1981**, 114, 3988; Irgartinger, H.; Goldmann, A.; Jahn, R.; Nixdorf, M.; Rodewald, H.; Maier, G.; Malsch, K.; Emrich, R. *Angew. Chem. Int. Ed.* **1984**, 23, 993; Maier, G.; Fleischer, F. *Tetrahedron Lett.* **1991**, 32, 57. For reviews of attempts to synthesize tetrahedrane, see Maier, G. *Angew. Chem. Int. Ed.* **1988**, 27, 309; Zefirov, N.S.; Koz'min, A.S.; Abramnikov, A.V. *Russ. Chem. Rev.* **1978**, 47, 163. For a review of tetrahedranes and other cage molecules stabilized by steric hindrance, see Maier, G.; Rang, H.; Born, D., in Olah, G.A. *Cage Hydrocarbons*, Wiley, NY, **1990**, pp. 219–259. See also, Maier, G.; Born, D. *Angew. Chem. Int. Ed.* **1989**, 28, 1050.

⁴³⁸Rücker, C.; Trupp, B. *J. Am. Chem. Soc.* **1988**, 110, 4828.

⁴³⁹Von Seebach, M.; Kozhushkov, S.I.; Boese, R.; Benet-Buchholz, J.; Yufit, D.S.; Howard, J.A.K.; de Meijere, A. *Angew. Chem. Int. Ed.* **2000**, 39, 2495.

⁴⁴⁰Katz, T.J.; Acton, N. *J. Am. Chem. Soc.* **1973**, 95, 2738. See also Viehe, H.G.; Merényi, R.; Oth, J.F.M.; Senders, J.R.; Valange, P. *Angew. Chem. Int. Ed.* **1964**, 3, 755; Wilzbach, K.E.; Kaplan, L. *J. Am. Chem. Soc.* **1965**, 87, 4004.

TABLE 4.5 (Continued)

Structural Formula of Compound Prepared	Systematic Name of Ring System	Common Name If Any	Reference
	Pentacyclo[4.2.0.0 ^{2,5} .0 ^{3,8} .0 ^{4,7}]	Cubane	441
	Pentacyclo[5.4.1.0 ^{3,1} .0 ^{5,9} .0 ^{8,11}]	4[Peristylane]	442
	Hexacyclo[5.3.0.0 ^{2,6} .0 ^{3,10} .0 ^{4,9} .0 ^{5,8}]decane	Pentaprismane	443
	Tricyclo[3.1.1.1 ^{2,4}]octane	Diasterane	444
	Hexacyclo[4.4.0.0 ^{2,4} .0 ^{3,9} .0 ^{5,8} .0 ^{7,10}]decane		445
	Nonacyclo[10.8.0 ^{2,11} .0 ^{4,9} .0 ^{4,19} .0 ^{6,17} .0 ^{7,16} .0 ^{9,14} .0 ^{14,19}]eicosane	A double tetraesterane	446
	Undecacyclo[9.9.0.0 ^{1,5} .0 ^{2,12} .0 ^{2,18} .0 ^{3,7} .0 ^{6,10} .0 ^{8,12} .0 ^{11,15} .0 ^{13,17} .0 ^{16,20}]eicosane	Pagodane	447

⁴⁴¹Barborak, J.C.; Watts, L.; Pettit, R. *J. Am. Chem. Soc.* **1966**, *88*, 1328; Hedberg, L.; Hedberg, K.; Eaton, P.E.; Nodari, N.; Robiette, A.G. *J. Am. Chem. Soc.* **1991**, *113*, 1514. For a review of cubanes, see Griffin, G.W.; Marchand, A.P. *Chem. Rev.* **1989**, *89*, 997.

⁴⁴²Paquette, L.A.; Fischer, J.W.; Browne, A.R.; Doecke, C.W. *J. Am. Chem. Soc.* **1985**, *105*, 686.

⁴⁴³Eaton, P.E.; Or, Y.S.; Branca, S.J.; Shankar, B.K.R. *Tetrahedron* **1986**, *42*, 1621. See also Dauben, W.G.; Cunningham Jr., A.F. *J. Org. Chem.* **1983**, *48*, 2842.

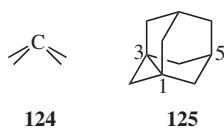
⁴⁴⁴Otterbach, A.; Musso, H. *Angew. Chem. Int. Ed.* **1987**, *26*, 554.

⁴⁴⁵Allred, E.L.; Beck, B.R. *J. Am. Chem. Soc.* **1973**, *95*, 2393.

⁴⁴⁶Hoffmann, V.T.; Musso, H. *Angew. Chem. Int. Ed.* **1987**, *26*, 1006.

⁴⁴⁷Rihs, G. *Tetrahedron Lett.* **1983**, *24*, 5857. See Mathew, T.; Keller, M.; Hunkler, D.; Prinzbach, H. *Tetrahedron Lett.* **1996**, *37*, 4491 for the synthesis of azapagodanes (also called azadodecahedranes).

In certain small-ring systems, including small propellanes, the geometry of one or more carbon atoms is so constrained that all four of their valences are directed to the same side of a plane (inverted tetrahedron), as in **124**.⁴⁴⁸ An example is 1,3-dehydroadamantane, **125** (which is also a propellane).⁴⁴⁹ X-ray crystallography of the 5-cyano derivative of **125** shows that the four carbon valences at C-1 and C-3 are all directed “into” the molecule and none point outside.⁴⁵⁰ Compound **125** is quite reactive; it is unstable in air, readily adds hydrogen, water, bromine, or acetic acid to the C₁–C₃ bond, and is easily polymerized. When two such atoms are connected by a bond (as in **125**), the bond is very long (the C₁–C₃ bond length in the 5-cyano derivative of **125** is 1.64 Å), as the atoms try to compensate in this way for their enforced angles. The high reactivity of the C₁–C₃ bond of **125** is not only caused by strain, but also by the fact that reagents find it easy to approach these atoms since there are no bonds (e.g., C–H bonds on C-1 or C-3) to get in the way.



Strain in Other Rings⁴⁵¹

In rings larger than four-membered, there is no small-angle strain, but there are three other kinds of strain. In the chair form of cyclohexane, which does not exhibit any of the three kinds of strain, all six carbon–carbon bonds have the two attached carbons in the gauche conformation. However, in five-membered rings and in rings containing from 7 to 13 carbons any conformation in which all the ring bonds are gauche contains transannular interactions, that is, interactions between the substituents on C-1 and C-3 or C-1 and C-4, and so on. These interactions occur because the internal space is not large enough for all the quasiaxial hydrogen atoms to fit without coming into conflict. The molecule can adopt other conformations in which this *transannular strain* is reduced, but then some of the carbon–carbon bonds must adopt eclipsed or partially eclipsed conformations. The strain resulting from eclipsed conformations is called *Pitzer strain*. For saturated rings from 3- to 13-membered (except for the chair form of cyclohexane) there is no escape from at least one of these two types of strain. In practice, each ring adopts conformations that minimize both sorts of strain as much as possible. For cyclopentane, as we have seen (p. 212), this means that the molecule is not planar. In rings larger than

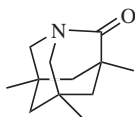
⁴⁴⁸For a review, see Wiberg, K.B. *Acc. Chem. Res.* **1984**, *17*, 379.

⁴⁴⁹Scott, W.B.; Pincock, R.E. *J. Am. Chem. Soc.* **1973**, *95*, 2040.

⁴⁵⁰Gibbons, C.S.; Trotter, J. *Can. J. Chem.* **1973**, *51*, 87.

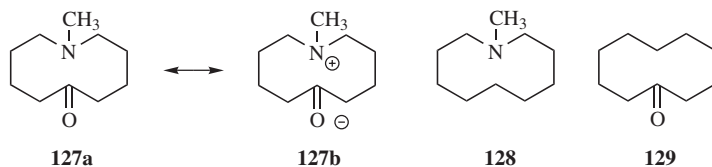
⁴⁵¹For reviews, see Gol'dfarb, Ya.L.; Belen'kii, L.I. *Russ. Chem. Rev.* **1960**, *29*, 214; Raphael, R.A. *Proc. Chem. Soc.* **1962**, 97; Sicher, J. *Prog. Stereochem.* **1962**, *3*, 202.

9-membered, Pitzer strain seems to disappear, but transannular strain is still present.⁴⁵² For 9- and 10-membered rings, some of the transannular and Pitzer strain may be relieved by the adoption of a third type of strain, *large-angle strain*. Thus, C–C–C angles of 115–120° have been found in X-ray diffraction of cyclononylamine hydrobromide and 1,6-diaminocyclodecane dihydrochloride.⁴⁵³



126

Strain can exert other influences on molecules. 1-Aza-2-adamantanone (**126**) is an extreme case of a twisted amide.⁴⁵⁴ The overlap of the lone pair electrons on nitrogen with the π -system of the carbonyl is prevented.⁴⁵⁴ In chemical reactions, **126** reacts more or less like a ketone, giving a Wittig reaction (**16-44**) and it can form a ketal (**16-7**). A twisted biadamantylidene compound has been reported.⁴⁵⁵



127a

127b

128

129

The amount of strain in cycloalkanes is shown in Table 4.6,⁴⁵⁶ which lists heats of combustion per CH_2 group. As can be seen, cycloalkanes larger than 13-membered are as strain-free as cyclohexane.

Transannular interactions can exist across rings from 8- to 11-membered and even larger.⁴⁵⁷ Such interactions can be detected by dipole and spectral measurements. For example, that the carbonyl group in **127a** is affected by the nitrogen (**127b** is probably another canonical form) has been demonstrated by photoelectron spectroscopy, which shows that the ionization potentials of the nitrogen n and $\text{C}=\text{O}$ π orbitals in **127** differ from those of the two comparison molecules **128** and **129**.⁴⁵⁸ It is significant that when **127** accepts a proton, it goes to the

⁴⁵²Huber-Buser, E.; Dunitz, J.D. *Helv. Chim. Acta* **1960**, *43*, 760.

⁴⁵³Dunitz, J.D.; Venkatesan, K. *Helv. Chim. Acta* **1961**, *44*, 2033.

⁴⁵⁴Kirby, A.J.; Komarov, I.V.; Wothers, P.D.; Feeder, N. *Angew. Chem. Int. Ed.*, **1998**, *37*, 785. For other examples of twisted amides, see Duspara, P.A.; Matta, C.F.; Jenkins, S.I.; Harrison, P.H.M. *Org. Lett.* **2001**, *3*, 495; Madder, R.D.; Kim, C.-Y.; Chandra, P.P.; Doyon, J.B.; Barid Jr., T.A.; Fierke, C.A.; Christianson, D.W.; Voet, J.G.; Jain, A. *J. Org. Chem.* **2002**, *67*, 582.

⁴⁵⁵Okazaki, T.; Ogawa, K.; Kitagawa, T.; Takeuchi, K. *J. Org. Chem.* **2002**, *67*, 5981.

⁴⁵⁶Gol'dfarb, Ya.L.; Belen'kii, L.I. *Russ. Chem. Rev.* **1960**, *29*, 214, p. 218.

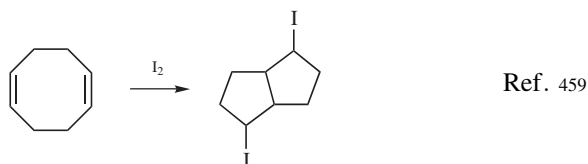
⁴⁵⁷For a review, see Cope, A.C.; Martin, M.M.; McKervey, M.A. *Q. Rev. Chem. Soc.* **1966**, *20*, 119.

⁴⁵⁸Spanka, G.; Rademacher, P. *J. Org. Chem.* **1986**, *51*, 592. See also, Spanka, G.; Rademacher, P.; Duddeck, H. *J. Chem. Soc. Perkin Trans. 2* **1988**, 2119; Leonard, N.J.; Fox, R.C.; Ōki, M. *J. Am. Chem. Soc.* **1954**, *76*, 5708.

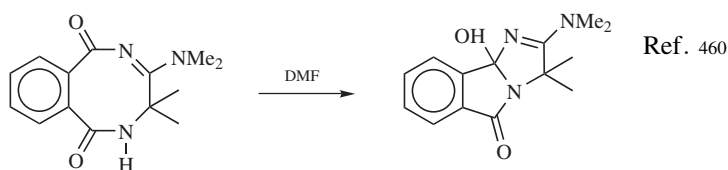
TABLE 4.6. Heats of Combustion in the Gas Phase for Cycloalkanes, per CH₂ Group⁴⁵⁶

Size of Ring	$-\Delta H_c, (g)$		Size of Ring	$-\Delta H_c, (g)$	
	kcal mol ⁻¹	kJ mol ⁻¹		kcal mol ⁻¹	kJ mol ⁻¹
3	166.3	695.8	10	158.6	663.6
4	163.9	685.8	11	158.4	662.7
5	158.7	664.0	12	157.8	660.2
6	157.4	658.6	13	157.7	659.8
7	158.3	662.3	14	157.4	658.6
8	158.6	663.6	15	157.5	659.0
9	158.8	664.4	16	157.5	659.0

oxygen rather than to the nitrogen. Many examples of transannular reactions are known, including:



Ref. 459



Ref. 460

In summary, we can divide saturated rings into four groups, of which the first and third are more strained than the other two.⁴⁶¹

1. *Small rings* (3- and 4-membered). Small-angle strain predominates.
2. *Common rings* (5-, 6-, and 7-membered). Largely unstrained. The strain that is present is mostly Pitzer strain.
3. *Medium rings* (8- to 11-membered). Considerable strain; Pitzer, transannular, and large-angle strain.
4. *Large rings* (12-membered and larger). Little or no strain.⁴⁶²

⁴⁵⁹Uemura, S.; Fukuzawa, S.; Toshimitsu, A.; Okano, M.; Tezuka, H.; Sawada, S. *J. Org. Chem.* **1983**, *48*, 270.

⁴⁶⁰Schläpfer-Dähler, M.; Prewo, R.; Bieri, J.H.; Germain, G.; Heimgartner, H. *Chimia* **1988**, *42*, 25.

⁴⁶¹For a review on the influence of ring size on the properties of cyclic systems, see Granik, V.G. *Russ. Chem. Rev.* **1982**, *51*, 119.

⁴⁶²An example is the calculated strain of 1.4–3.2 kcal mol⁻¹ in cyclotetradecane. See Chickos, J.S.; Hesse, D.G.; Panshin, S.Y.; Rogers, D.W.; Saunders, M.; Uffer, P.M.; Liebman, J.F. *J. Org. Chem.* **1992**, *57*, 1897.

Unsaturated Rings⁴⁶³

Double bonds can exist in rings of any size. As expected, the most highly strained are the three-membered rings. Small-angle strain, which is so important in cyclopropane, is even greater in cyclopropene⁴⁶⁴ because the ideal angle is greater. In cyclopropane, the bond angle is forced to be 60° , $\sim 50^\circ$ smaller than the tetrahedral angle; but in cyclopropene, the angle, also $\sim 60^\circ$, is now $\sim 60^\circ$ smaller than the ideal angle of 120° . Thus, the angle in cyclopropene is $\sim 10^\circ$ more strained than in cyclopropane. However, this additional strain is offset by a decrease in strain arising from another factor. Cyclopropene, lacking two hydrogens, has none of the eclipsing



Benzocyclopropene

strain present in cyclopropane. Cyclopropene has been prepared⁴⁶⁵ and is stable at liquid-nitrogen temperatures, although on warming even to -80°C it rapidly polymerizes. Many other cyclopropenes are stable at room temperature and above.⁴⁶⁴ The highly strained benzocyclopropene,⁴⁶⁶ in which the cyclopropene ring is fused to a benzene ring, has been prepared⁴⁶⁷ and is stable for weeks at room temperature, although it decomposes on distillation at atmospheric pressure.

As previously mentioned, double bonds in relatively small rings must be *cis*. A stable *trans* double bond⁴⁶⁸ first appears in an eight-membered ring (*trans*-cyclooctene, p. 150), although the transient existence of *trans*-cyclohexene and cycloheptene has been demonstrated.⁴⁶⁹ Above ~ 11 members, the *trans* isomer

⁴⁶³For a review of strained double bonds, see Zefirov, N.S.; Sokolov, V.I. *Russ. Chem. Rev.* **1967**, *36*, 87. For a review of double and triple bonds in rings, see Johnson, R.P. *Mol. Struct. Energ.* **1986**, *3*, 85.

⁴⁶⁴For reviews of cyclopropenes, see Baird, M.S. *Top. Curr. Chem.* **1988**, *144*, 137; Halton, B.; Banwell, M.G. in Rappoport, Z. *The Chemistry of the Cyclopropyl Group*, pt. 2, pp. Wiley, NY, **1987**, pp. 1223–1339; Closs, G.L. *Adv. Alicyclic Chem.* **1966**, *1*, 53; For a discussion of the bonding and hybridization, see Allen, F.H. *Tetrahedron* **1982**, *38*, 645.

⁴⁶⁵Dem'yanov, N.Ya.; Doyarenko, M.N. *Bull. Acad. Sci. Russ. Chem. Div.* **1922**, *16*, 297; *Ber.* **1923**, *56*, 2200; Schlatter, M.J. *J. Am. Chem. Soc.* **1941**, *63*, 1733; Wiberg, K.B.; Bartley, W.J. *J. Am. Chem. Soc.* **1960**, *82*, 6375; Stigliani, W.M.; Laurie, V.W.; Li, J.C. *J. Chem. Phys.* **1975**, *62*, 1890.

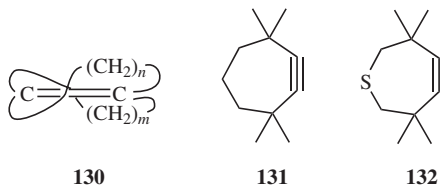
⁴⁶⁶For reviews of cycloproparenes, see Halton, B. *Chem. Rev.* **1989**, *89*, 1161; **1973**, *73*, 113; Billups, W.E.; Rodin, W.A.; Haley, M.M. *Tetrahedron* **1988**, *44*, 1305; Halton, B.; Stang, P.J. *Acc. Chem. Res.* **1987**, *20*, 443; Billups, W.E. *Acc. Chem. Res.* **1978**, *11*, 245.

⁴⁶⁷Vogel, E.; Grimme, W.; Korte, S. *Tetrahedron Lett.* **1965**, 3625. Also see Anet, R.; Anet, F.A.L. *J. Am. Chem. Soc.* **1964**, *86*, 526; Müller, P.; Bernardinelli, G.; Thi, H.C.G. *Chimia* **1988**, *42*, 261; Neidlein, R.; Christen, D.; Poignée, V.; Boese, R.; Bläser, D.; Gieren, A.; Ruiz-Pérez, C.; Hübner, T. *Angew. Chem. Int. Ed.* **1988**, *27*, 294.

⁴⁶⁸For reviews of *trans* cycloalkenes, see Nakazaki, M.; Yamamoto, K.; Naemura, K. *Top. Curr. Chem.* **1984**, *125*, 1; Marshall, J.A. *Acc. Chem. Res.* **1980**, *13*, 213.

⁴⁶⁹Bonneau, R.; Jousot-Dubien, J.; Salem, L.; Yarwood, A.J. *J. Am. Chem. Soc.* **1979**, *98*, 4329; Wallraff, G.M.; Michl, J. *J. Org. Chem.* **1986**, *51*, 1794; Squillacote, M.; Bergman, A.; De Felippis, J. *Tetrahedron Lett.* **1989**, *30*, 6805.

is more stable than the *cis*.²²³ It has proved possible to prepare compounds in which a *trans* double bond is shared by two cycloalkene rings (e.g., **130**). Such compounds have been called [*m.n*]betweenanenes, and several have been prepared with *m* and *n* values from 8 to 26.⁴⁷⁰ The double bonds of the smaller betweenanenes, as might be expected from the fact that they are deeply buried within the bridges, are much less reactive than those of the corresponding *cis-cis* isomers.



The smallest unstrained cyclic triple bond is found in cyclononyne.⁴⁷¹ Cyclooctyne has been isolated,⁴⁷² but its heat of hydrogenation shows that it is considerably strained. There have been a few compounds isolated with triple bonds in seven-membered rings. 3,3,7,7-Tetramethylcycloheptyne (**131**) dimerizes within 1 h at room temperature,⁴⁷³ but the thia derivative **132**, in which the C—S bonds are longer than the corresponding C—C bonds in **131**, is indefinitely stable even at 140°C.⁴⁷⁴ Cycloheptyne itself has not been isolated, although its transient existence has been shown.⁴⁷⁵ Cyclohexyne⁴⁷⁶ and its 3,3,6-tetramethyl derivative⁴⁷⁷ have been trapped at 77 K, and in an argon matrix at 12 K, respectively, and IR spectra

⁴⁷⁰Nakazaki, M.; Yamamoto, K.; Yanagi, J. *J. Am. Chem. Soc.* **1979**, *101*, 147; Ceré, V.; Paolucci, C.; Pollicino, S.; Sandri, E.; Fava, A. *J. Chem. Soc. Chem. Commun.* **1980**, 755; Marshall, J.A.; Flynn, K.E. *J. Am. Chem. Soc.* **1983**, *105*, 3360. For reviews, see Nakazaki, M.; Yamamoto, K.; Naemura, K. *Top. Curr. Chem.* **1984**, *125*, 1; Marshall, J.A. *Acc. Chem. Res.* **1980**, *13*, 213. For a review of these and similar compounds, see Borden, W.T. *Chem. Rev.* **1989**, *89*, 1095.

⁴⁷¹For reviews of triple bonds in rings, see Meier, H. *Adv. Strain Org. Chem.* **1991**, *1*, 215; Krebs, A.; Wilke, J. *Top. Curr. Chem.* **1983**, *109*, 189; Nakagawa, M., in Patai, S. *The Chemistry of the C≡C Triple Bond*, pt. 2; Wiley, NY, **1978**, pp. 635–712; Krebs, A. in Viehe, H.G. *Acetylenes*, Marcel Dekker, NY, **1969**, pp. 987–1062. For a list of strained cycloalkynes that also have double bonds, see Meier, H.; Hanold, N.; Molz, T.; Bissinger, H.J.; Kolshorn, H.; Zountsas, J. *Tetrahedron* **1986**, *42*, 1711.

⁴⁷²Blomquist, A.T.; Liu, L.H. *J. Am. Chem. Soc.* **1953**, *75*, 2153. See also, Bühl, H.; Gugel, H.; Kolshorn, H.; Meier, H. *Synthesis* **1978**, 536.

⁴⁷³Krebs, A.; Kimling, H. *Angew. Chem. Int. Ed.* **1971**, *10*, 509; Schmidt, H.; Schweig, A.; Krebs, A. *Tetrahedron Lett.* **1974**, 1471.

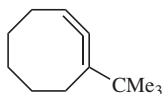
⁴⁷⁴Krebs, A.; Kimling, H. *Tetrahedron Lett.* **1970**, 761.

⁴⁷⁵Wittig, G.; Meske-Schüller, J. *Liebigs Ann. Chem.* **1968**, *711*, 65; Krebs, A.; Kimling, H. *Angew. Chem. Int. Ed.* **1971**, *10*, 509; Bottini, A.T.; Frost II, K.A.; Anderson, B.R.; Dev, V. *Tetrahedron* **1973**, *29*, 1975.

⁴⁷⁶Wentrup, C.; Blanch, R.; Briehl, H.; Gross, G. *J. Am. Chem. Soc.* **1988**, *110*, 1874.

⁴⁷⁷See Sander, W.; Chapman, O.L. *Angew. Chem. Int. Ed.* **1988**, *27*, 398; Krebs, A.; Colcha, W.; Müller, M.; Eicher, T.; Pielartzik, H.; Schnöckel, H. *Tetrahedron Lett.* **1984**, *25*, 5027.

have been obtained. Transient six- and even five-membered rings containing triple bonds have also been demonstrated.⁴⁷⁸

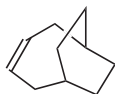


133

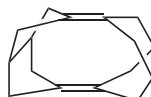
A derivative of cyclopentyne has been trapped in a matrix.⁴⁷⁹ Although cycloheptyne and cyclohexyne have not been isolated at room temperatures, Pt(0) complexes of these compounds have been prepared and are stable.⁴⁸⁰ The smallest cyclic allene⁴⁸¹ so far isolated is 1-*tert*-butyl-1,2-cyclooctadiene **133**.⁴⁸² The parent 1,2-cyclooctadiene has not been isolated. It has been shown to exist transiently, but rapidly dimerizes.⁴⁸³ The presence of the *tert*-butyl group apparently prevents this. The transient existence of 1,2-cycloheptadiene has also been shown,⁴⁸⁴ and both 1,2-cyclooctadiene and 1,2-cycloheptadiene have been isolated in platinum complexes.⁴⁸⁵ 1,2-Cyclohexadiene has been trapped at low temperatures, and its structure has been proved by spectral studies.⁴⁸⁶ Cyclic allenes in general are less strained than their acetylenic isomers.⁴⁸⁷ The cyclic cumulene 1,2,3-cyclononatriene has also been synthesized and is reasonably stable in solution at room temperature in the absence of air.⁴⁸⁸



134



135



136

There are many examples of polycyclic molecules and bridged molecules that have one or more double bonds. There is flattening of the ring containing the C=C unit, and this can have a significant effect on the molecule. Norbornene (bicyclo[2.2.1]hept-2-ene; **134**) is a simple example and it has been calculated that it contains a distorted

⁴⁷⁸See, for example, Wittig, G. Mayer, U. *Chem. Ber.* **1963**, 96, 329, 342; Wittig, G.; Weinlich, J. *Chem. Ber.* **1965**, 98, 471; Bolster, J.M.; Kellogg, R.M. *J. Am. Chem. Soc.* **1981**, 103, 2868; Gilbert, J.C.; Baze, M.E. *J. Am. Chem. Soc.* **1983**, 105, 664.

⁴⁷⁹Chapman, O.L.; Gano, J.; West, P.R.; Regitz, M.; Maas, G. *J. Am. Chem. Soc.* **1981**, 103, 7033.

⁴⁸⁰Bennett, M.A.; Robertson, G.B.; Whimp, P.O.; Yoshida, T. *J. Am. Chem. Soc.* **1971**, 93, 3797.

⁴⁸¹For reviews of cyclic allenes, see Johnson, R.P. *Adv. Theor. Interesting Mol.* **1989**, 1, 401; *Chem. Rev.* **1989**, 89, 1111; Thies, R.W. *Isr. J. Chem.* **1985**, 26, 191; Schuster, H.F.; Coppola, G.M. *Allenes in Organic Synthesis*; Wiley, NY, **1984**, pp. 38–56.

⁴⁸²Price, J.D.; Johnson, R.P. *Tetrahedron Lett.* **1986**, 27, 4679.

⁴⁸³See Marquis, E.T.; Gardner, P.D. *Tetrahedron Lett.* **1966**, 2793.

⁴⁸⁴Wittig, G.; Dorsch, H.; Meske-Schüller, J. *Liebigs Ann. Chem.* **1968**, 711, 55.

⁴⁸⁵Visser, J.P.; Ramakers, J.E. *J. Chem. Soc. Chem. Commun.* **1972**, 178.

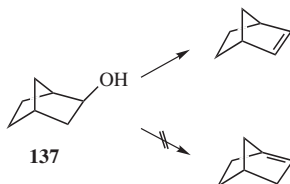
⁴⁸⁶Wentrup, C.; Gross, G.; Maquestiau, A.; Flammang, R. *Angew. Chem. Int. Ed.* **1983**, 22, 542. 1,2,3-Cyclohexatriene has also been trapped: Shakespeare, W.C.; Johnson, R.P. *J. Am. Chem. Soc.* **1990**, 112, 8578.

⁴⁸⁷Moore, W.R.; Ward, H.R. *J. Am. Chem. Soc.* **1963**, 85, 86.

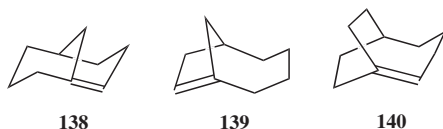
⁴⁸⁸Angus Jr., R.O.; Johnson, R.P. *J. Org. Chem.* **1984**, 49, 2880.

π -face.⁴⁸⁹ The double bond can appear away from the bridgehead carbon atoms, as in bicyclo[4.2.2]dec-3-ene (**135**) and that part of the molecule is flattened. In pentacyclo[8.2.1.1^{2,5}.1^{4,7}.1^{8,11}]hexadeca-1,7-diene (**136**), the C=C units are held in a position where there is significant π - π interactions across the molecule.⁴⁹⁰

Double bonds at the bridgehead of bridged bicyclic compounds are impossible in small systems. This is the basis of *Bredt's rule*,⁴⁹¹ which states that elimination to give a double bond in a bridged bicyclic system (e.g., **137**) always leads away from the bridgehead. This rule no longer applies when the rings are large enough. In



determining whether a bicyclic system is large enough to accommodate a bridgehead double bond, the most reliable criterion is the size of the ring in which the double bond is located.⁴⁹² Bicyclo[3.3.1]non-1-ene⁴⁹³ (**138**) and bicyclo[4.2.1]non-1(8)ene⁴⁹⁴ (**139**) are stable compounds. Both can be looked upon as derivatives of *trans*-cyclooctene, which is of course a known compound. Compound **138** has been shown to have a strain energy of the same order of magnitude



as that of *trans*-cyclooctene.⁴⁹⁵ On the other hand, in bicyclo[3.2.2]non-1-ene (**140**), the largest ring that contains the double bond is *trans*-cycloheptene, which is as yet unknown. Compound **140** has been prepared, but dimerized before it could be isolated.⁴⁹⁶ Even smaller systems ([3.2.1] and [2.2.2]), but with imine double

⁴⁸⁹Ohwada, T. *Tetrahedron* **1993**, *49*, 7649.

⁴⁹⁰Lange, H.; Schäfer, W.; Gleiter, R.; Camps, P.; Vázquez, S. *J. Org. Chem.* **1998**, *63*, 3478.

⁴⁹¹For reviews, see Shea, K.J. *Tetrahedron* **1980**, *36*, 1683; Buchanan, G.L. *Chem. Soc. Rev.* **1974**, *3*, 41; Köbrich, G. *Angew. Chem. Int. Ed.* **1973**, *12*, 464. For reviews of bridgehead olefins, see Billups, W.E.; Haley, M.M.; Lee, G. *Chem. Rev.* **1989**, *89*, 1147; Warner, P.M. *Chem. Rev.* **1989**, *89*, 1067; Szeimies, G. *React. Intermed. (Plenum)* **1983**, *3*, 299; Keese, R. *Angew. Chem. Int. Ed.* **1975**, *14*, 528. Also see, Smith, M.B. *Organic Synthesis*, 2nd ed., McGraw-Hill, NY, **2001**, pp. 502–504.

⁴⁹²For a discussion and predictions of stability in such compounds, see Maier, W.F.; Schleyer, P.v.R. *J. Am. Chem. Soc.* **1981**, *103*, 1891.

⁴⁹³Marshall, J.A.; Faubl, H. *J. Am. Chem. Soc.* **1967**, *89*, 5965, **1970**, *92*, 948; Wiseman, J.R.; Pletcher, W.A. *J. Am. Chem. Soc.* **1970**, *92*, 956; Kim, M.; White, J.D. *J. Am. Chem. Soc.* **1975**, *97*, 451; Becker, K.B. *Helv. Chim. Acta* **1977**, *60*, 81. For the preparation of optically active **125**, see Nakazaki, M.; Naemura, K.; Nakahara, S. *J. Org. Chem.* **1979**, *44*, 2438.

⁴⁹⁴Wiseman, J.R.; Chan, H.; Ahola, C.J. *J. Am. Chem. Soc.* **1969**, *91*, 2812; Carruthers, W.; Qureshi, M.I. *Chem. Commun.* **1969**, 832; Becker, K.B. *Tetrahedron Lett.* **1975**, 2207.

⁴⁹⁵Lesko, P.M.; Turner, R.B. *J. Am. Chem. Soc.* **1968**, *90*, 6888; Burkert, U. *Chem. Ber.* **1977**, *110*, 773.

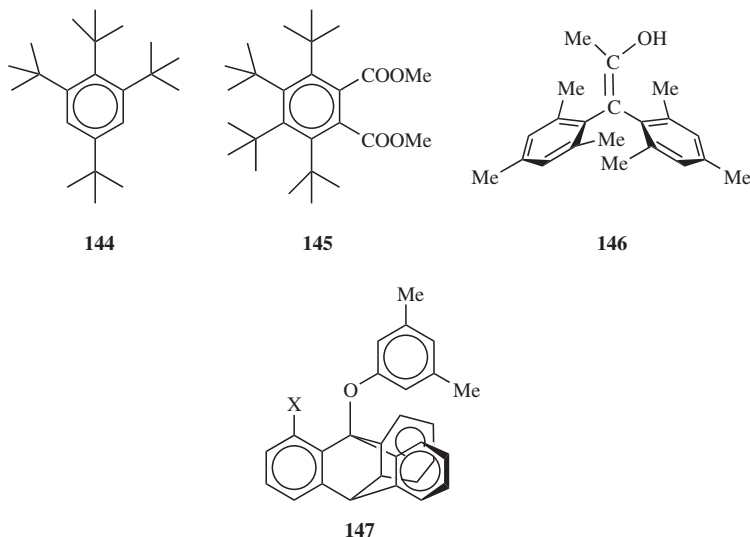
⁴⁹⁶Wiseman, J.R.; Chong, J.A. *J. Am. Chem. Soc.* **1969**, *91*, 7775.

bonds (**141–143**), have been obtained in matrixes at low temperatures.⁴⁹⁷ These compounds are destroyed on warming. Compounds **141** and **142** are the first reported example of (*E–Z*) isomerism at a strained bridgehead double bond.⁴⁹⁸



Strain Due to Unavoidable Crowding⁴⁹⁹

In some molecules, large groups are so close to each other that they cannot fit into the available space in such a way that normal bond angles are maintained. It has proved possible to prepare compounds with a high degree of this type of strain. For example, success has been achieved in synthesizing benzene rings containing *ortho-tert*-butyl groups. Two examples that have been prepared, of several, are 1,2,3-tri-*tert*-butyl compound **144**⁵⁰⁰ and the 1,2,3,4-tetra-*tert*-butyl compound **145**.⁵⁰¹ That these molecules are strained is demonstrated by UV and IR spectra,



⁴⁹⁷Sheridan, R.S.; Ganzer, G.A. *J. Am. Chem. Soc.* **1983**, *105*, 6158; Radziszewski, J.G.; Downing, J.W.; Wentrup, C.; Kaszynski, P.; Jawdosiuk, M.; Kovacic, P.; Michl, J. *J. Am. Chem. Soc.* **1985**, *107*, 2799.

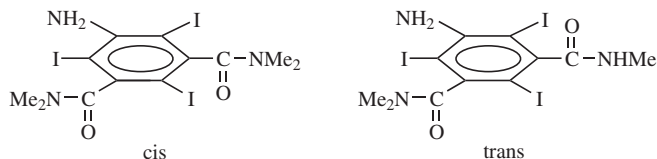
⁴⁹⁸Radziszewski, J.G.; Downing, J.W.; Wentrup, C.; Kaszynski, P.; Jawdosiuk, M.; Kovacic, P.; Michl, J. *J. Am. Chem. Soc.* **1985**, *107*, 2799.

⁴⁹⁹For reviews, see Tidwell, T.T. *Tetrahedron* **1978**, *34*, 1855; Voronenkov, V.V.; Osokin, Yu.G. *Russ. Chem. Rev.* **1972**, *41*, 616. For a review of early studies, see Mosher, H.S.; Tidwell, T.T. *J. Chem. Educ.* **1990**, *67*, 9. For a review of van der Waals radii, see Zefirov, Yu.V.; Zorkii, P.M. *Russ. Chem. Rev.* **1989**, *58*, 421.

⁵⁰⁰Arnett, E.M.; Bollinger, J.M. *Tetrahedron Lett.* **1964**, 3803.

⁵⁰¹Maier, G.; Schneider, K. *Angew. Chem. Int. Ed.* **1980**, *19*, 1022. For another example, see Krebs, A.; Franken, E.; Müller, S. *Tetrahedron Lett.* **1981**, *22*, 1675.

which show that the ring is not planar in 1,2,4-tri-*tert*-butylbenzene, and by a comparison of the heats of reaction of this compound and its 1,3,5 isomer, which show that the 1,2,4 compound possesses ~ 22 kcal mol $^{-1}$ (92 kJ mol $^{-1}$) more strain energy than its isomer⁵⁰² (see also, p. 1642). Since SiMe $_3$ groups are larger than CMe $_3$ groups, and it has proven possible to prepare C $_6$ (SiMe $_3$) $_6$. This compound has a chair-shaped ring in the solid state, and a mixture of chair and boat forms in solution.⁵⁰³ Even smaller groups can sterically interfere in ortho positions. In hexaisopropylbenzene, the six isopropyl groups are so crowded that they cannot rotate but are lined up around the benzene ring, all pointed in the same direction.⁵⁰⁴ This compound is an example of a *geared molecule*.⁵⁰⁵ The isopropyl groups fit into each other in the same manner as interlocked gears. Another example



is **146** (which is a stable enol).⁵⁰⁶ In this case each ring can rotate about its C–aryl bond only by forcing the other to rotate as well. In the case of triptycene derivatives, such as **147**, a complete 360° rotation of the aryl group around the O–aryl bond requires the aryl group to pass over three rotational barriers; one of which is the C–X bond and other two the “top” C–H bonds of the other two rings. As expected, the C–X barrier is the highest, ranging from 10.3 kcal mol $^{-1}$ (43.1 kJ mol $^{-1}$) for X = F to 17.6 kcal mol $^{-1}$ (73.6 kJ mol $^{-1}$) for X = *tert*-butyl.⁵⁰⁷ In another instance, it has proved possible to prepare *cis* and *trans* isomers of 5-amino-2,4,6-triiodo-*N,N,N',N'*-tetramethylisophthalamide because there is no room for the CONMe $_2$ groups to rotate, caught as they are between two bulky iodine atoms.⁵⁰⁸ The *trans* isomer is chiral and has been resolved, while the *cis* isomer is a meso form. Another

⁵⁰² Arnett, E.M.; Sanda, J.C.; Bollinger, J.M.; Barber, M. *J. Am. Chem. Soc.* **1967**, *89*, 5389; Krierke, U.; Hoogzand, C.; Hübel, W. *Chem. Ber.* **1961**, *94*, 2817; Dale, J. *Chem. Ber.* **1961**, *94*, 2821. See also Barclay, L.R.C.; Brownstein, S.; Gabe, E.J.; Lee, F.L. *Can. J. Chem.* **1984**, *62*, 1358.

⁵⁰³ Sakurai, H.; Ebata, K.; Kabuto, C.; Sekiguchi, A. *J. Am. Chem. Soc.* **1990**, *112*, 1799.

⁵⁰⁴ Arnett, E.M.; Bollinger, J.M. *J. Am. Chem. Soc.* **1964**, *86*, 4730; Hopff, H.; Gati, A. *Helv. Chim. Acta* **1965**, *48*, 509; Siegel, J.; Gutiérrez, A.; Schweizer, W.B.; Ermer, O.; Mislow, K. *J. Am. Chem. Soc.* **1986**, *108*, 1569. For the similar structure of hexakis(dichloromethyl)benzene, see Kahr, B.; Biali, S.E.; Schaefer, W.; Buda, A.B.; Mislow, K. *J. Org. Chem.* **1987**, *52*, 3713.

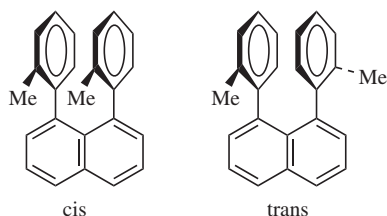
⁵⁰⁵ For reviews, see Iwamura, H.; Mislow, K. *Acc. Chem. Res.* **1988**, *21*, 175; Mislow, K. *Chemtracts: Org. Chem.* **1989**, *2*, 151; *Chimia*, **1986**, *40*, 395; Berg, U.; Liljefors, T.; Roussel, C.; Sandström, J. *Acc. Chem. Res.* **1985**, *18*, 80.

⁵⁰⁶ Nugiel, D.A.; Biali, S.E.; Rappoport, Z. *J. Am. Chem. Soc.* **1984**, *106*, 3357.

⁵⁰⁷ Yamamoto, G.; Ōki, M. *Bull. Chem. Soc. Jpn.* **1986**, *59*, 3597. For reviews of similar cases, see Yamamoto, G. *Pure Appl. Chem.* **1990**, *62*, 569; Ōki, M. *Applications of Dynamic NMR Spectroscopy to Organic Chemistry*, VCH, NY, **1985**, pp. 269–284.

⁵⁰⁸ Ackerman, J.H.; Laidlaw, G.M.; Snyder, G.A. *Tetrahedron Lett.* **1969**, 3879; Ackerman, J.H.; Laidlaw, G.M. *Tetrahedron Lett.* **1969**, 4487. See also Cuyegkeng, M.A.; Mannschreck, A. *Chem. Ber.* **1987**, *120*, 803.

example of cis–trans isomerism resulting from restricted rotation about single bonds⁵⁰⁹ is found in 1,8-di-*o*-tolyl-naphthalene⁵¹⁰ (see also, p. 182).



There are many other cases of intramolecular crowding that result in the distortion of bond angles. We have already mentioned hexahelicene (p. 150) and bent benzene rings (p. 48). The compounds tri-*tert*-butylamine and tetra-*tert*-butylmethane are as yet unknown. In the latter, there is no way for the strain to be relieved and it is questionable whether this compound can ever be made. In tri-*tert*-butylamine the crowding can be eased somewhat if the three bulky groups assume a planar instead of the normal pyramidal configuration. In tri-*tert*-butylcarbinol, coplanarity of the three *tert*-butyl groups is prevented by the presence of the OH group, and yet this compound has been prepared.⁵¹¹ Tri-*tert*-butylamine should have less steric strain than tri-*tert*-butylcarbinol and it should be possible to prepare it.⁵¹² The tetra-*tert*-butylphosphonium cation (*t*-Bu)₄P⁺ has been prepared.⁵¹³ Although steric effects are nonadditive in crowded molecules, a quantitative measure has been proposed by D. F. DeTar, based on molecular mechanics calculations. This is called *formal steric enthalpy* (FSE), and values have been calculated for alkanes, alkenes, alcohols, ethers, and methyl esters.⁵¹⁴ For example, some FSE values for alkanes are butane 0.00; 2,2,3,3-tetramethylbutane 7.27; 2,2,4,4,5-pentamethylhexane 11.30; and tri-*tert*-butylmethane 38.53.

The two carbon atoms of a C=C double bond and the four groups attached to them are normally in a plane, but if the groups are large enough, significant

⁵⁰⁹For a monograph on restricted rotation about single bonds, see Öki, M. *Applications of Dynamic NMR Spectroscopy to Organic Chemistry*, VCH, NY, 1985. For reviews, see Förster, H.; Vögtle, F. *Angew. Chem. Int. Ed.* **1977**, *16*, 429; Öki, M. *Angew. Chem. Int. Ed.* **1976**, *15*, 87.

⁵¹⁰Clough, R.L.; Roberts, J.D. *J. Am. Chem. Soc.* **1976**, *98*, 1018. For a study of rotational barriers in this system, see Cosmo, R.; Sternhell, S. *Aust. J. Chem.* **1987**, *40*, 1107.

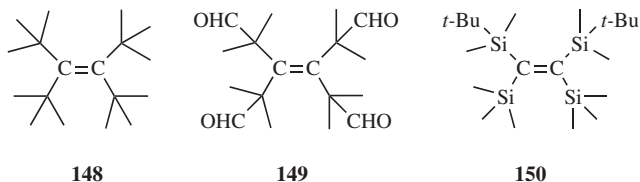
⁵¹¹Bartlett, P.D.; Tidwell, T.T. *J. Am. Chem. Soc.* **1968**, *90*, 4421.

⁵¹²For attempts to prepare tri-*tert*-butylamine, see Back, T.G.; Barton, D.H.R. *J. Chem. Soc. Perkin Trans I*, **1977**, 924. For the preparation of di-*tert*-butylmethylamine and other sterically hindered amines, see Kopka, I.E.; Fataftah, Z.A.; Rathke, M.W. *J. Org. Chem.* **1980**, *45*, 4616; Audeh, C.A.; Fuller, S.E.; Hutchinson, R.J.; Lindsay Smith, J.R. *J. Chem. Res. (S)*, **1979**, 270.

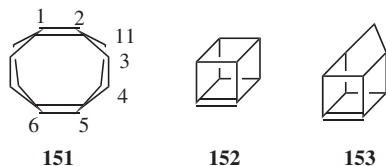
⁵¹³Schmidbauer, H.; Blaschke, G.; Zimmer-Gasser, B.; Schubert, U. *Chem. Ber.* **1980**, *113*, 1612.

⁵¹⁴DeTar, D.F.; Binzet, S.; Darba, P. *J. Org. Chem.* **1985**, *50*, 2826, 5298, 5304.

deviation from planarity can result.⁵¹⁵ The compound tetra-*tert*-butylethene (**148**) has not been prepared,⁵¹⁶ but the tetraaldehyde **149**, which should have about the same amount of strain, has been made. X-ray crystallography shows that **149** is twisted out of a planar shape by an angle of 28.6°.⁵¹⁷ Also, the C=C double-bond distance is 1.357 Å, significantly longer than a normal C=C bond of 1.32 Å (Table 1.5). (*Z*)-1,2-Bis(*tert*-butyldimethylsilyl)-1,2-bis(trimethylsilyl)ethene (**150**) has an even greater twist, but could not be made to undergo conversion to the (*E*) isomer, probably because the groups are too large to slide past each other.⁵¹⁸ A different kind of double bond strain is found in tricyclo[4.2.2.2,⁵]dodeca-1,5-diene (**151**),⁵¹⁹ cubene (**152**),⁵²⁰ and homocub-4(5)-ene (**153**).⁵²¹ In these molecules, the four groups on the double bond are all forced to be on one side



of the double-bond plane.⁵²² In **151**, the angle between the line C₁—C₂ (extended) and the plane defined by C₂, C₃, and C₁₁ is 27°. An additional source of strain in this molecule is the fact that the two double bonds are pushed



into close proximity by the four bridges. In an effort to alleviate this sort of strain, the bridge bond distances (C₃—C₄) are 1.595 Å, which is considerably longer than the 1.53 Å expected for a normal *sp*³—*sp*³ C—C bond (Table 1.5). Compounds **152** and **153** have *not* been isolated, but have been generated as intermediates that were trapped by reaction with other compounds.^{520,521}

⁵¹⁵For reviews, see Luef, W.; Keese, R. *Top. Stereochem.* **1991**, *20*, 231; Sandström, J. *Top. Stereochem.* **1983**, *14*, 83, pp. 160–169.

⁵¹⁶For a list of crowded alkenes that have been made, see Drake, C.A.; Rabjohn, N.; Tempesta, M.S.; Taylor, R.B. *J. Org. Chem.* **1988**, *53*, 4555. See also, Garratt, P.J.; Payne, D.; Tocher, D.A. *J. Org. Chem.* **1990**, *55*, 1909.

⁵¹⁷Krebs, A.; Nickel, W.; Tikwe, L.; Kopf, J. *Tetrahedron Lett.* **1985**, *26*, 1639.

⁵¹⁸Sakurai, H.; Ebata, K.; Kabuto, C.; Nakadaira, Y. *Chem. Lett.* **1987**, 301.

⁵¹⁹Wiberg, K.B.; Matturo, M.G.; Okarma, P.J.; Jason, M.E. *J. Am. Chem. Soc.* **1984**, *106*, 2194; Wiberg, K.B.; Adams, R.D.; Okarma, P.J.; Matturo, M.G.; Segmuller, B. *J. Am. Chem. Soc.* **1984**, *106*, 2200.

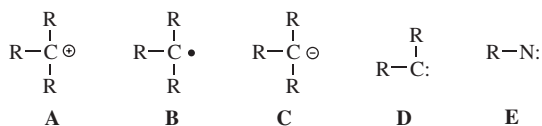
⁵²⁰Eaton, P.E.; Maggini, M. *J. Am. Chem. Soc.* **1988**, *110*, 7230.

⁵²¹Hrovat, D.A.; Borden, W.T. *J. Am. Chem. Soc.* **1988**, *110*, 7229.

⁵²²For a review of such molecules, see Borden, W.T. *Chem. Rev.* **1989**, *89*, 1095. See also, Hrovat, D.A.; Borden, W.T. *J. Am. Chem. Soc.* **1988**, *110*, 4710.

Carbocations, Carbanions, Free Radicals, Carbenes, and Nitrenes

There are four types of organic species in which a carbon atom has a valence of only 2 or 3.¹ They are usually very short-lived, and most exist only as intermediates that are quickly converted to more stable molecules. However, some are more stable than others and fairly stable examples have been prepared of three of the four



types. The four types of species are *carbocations* (**A**), *free radicals* (**B**), *carbanions* (**C**), and *carbenes* (**D**). Of the four, only carbanions have a complete octet around the carbon. There are many other organic ions and radicals with charges and unpaired electrons on atoms other than carbon, but we will discuss only *nitrenes* (**E**), the nitrogen analogs of carbenes. Each of the five types is discussed in a separate section, which in each case includes brief summaries of the ways in which the species form and react. These summaries are short and schematic. The generation and fate of the five types are more fully treated in appropriate places in Part 2 of this book.

¹For general references, see Isaacs, N.S. *Reactive Intermediates in Organic Chemistry*, Wiley, NY, 1974; McManus, S.P. *Organic Reactive Intermediates*, Academic Press, NY, 1973. Two serial publications devoted to review articles on this subject are *Reactive Intermediates* (Wiley) and *Reactive Intermediates* (Plenum).

CARBOCATIONS²

Nomenclature

First, we must say a word about the naming of **A**. For many years these species were called “carbonium ions,” although it was suggested³ as long ago as 1902 that this was inappropriate because “-onium” usually refers to a covalency higher than that of the neutral atom. Nevertheless, the name “carbonium ion” was well established and created few problems⁴ until some years ago, when George Olah and his co-workers found evidence for another type of intermediate in which there is a positive charge at a carbon atom, but in which the formal covalency of the carbon atom is five rather than three. The simplest example is the methanium ion CH_5^+ (see p. 766). Olah proposed⁵ that the name “carbonium ion” be reserved for pentacoordinated positive ions, and that **A** be called “carbenium ions.” He also proposed the term “carbocation” to encompass both types. The International Union of Pure and Applied Chemistry (IUPAC) has accepted these definitions.⁶ Although some authors still refer to **A** as carbonium ions and others call them carbenium ions, the general tendency is to refer to them simply as *carbocations*, and we will follow this practice. The pentavalent species are much rarer than **A**, and the use of the term “carbocation” for **A** causes little or no confusion.

Stability and Structure

Carbocations are intermediates in several kinds of reactions.⁷ The more stable ones have been prepared in solution and in some cases even as solid salts, and X-ray crystallographic structures have been obtained in some cases.⁸ The X-ray of the

²For a treatise, see Olah, G.A.; Schleyer, P.v.R. *Carbonium Ions*, 5 vols., Wiley, NY, 1968–1976. For monographs, see Vogel, P. *Carbocation Chemistry*, Elsevier, NY, 1985; Bethell, D.; Gold, V. *Carbonium Ions*, Academic Press, NY, 1967. For reviews, see Saunders, M.; Jiménez-Vázquez, H.A. *Chem. Rev.* 1991, 91, 375; Arnett, E.M.; Hofelich, T.C.; Schriver, G.W. *React. Intermed. (Wiley)* 1987, 3, 189; Bethell, D.; Whittaker, D. *React. Intermed. (Wiley)* 1981, 2, 211; Bethell, D. *React. Intermed. (Wiley)* 1978, 1, 117; Olah, G.A. *Chem. Scr.* 1981, 18, 97, *Top. Curr. Chem.* 1979, 80, 19, *Angew. Chem. Int. Ed.* 1973, 12, 173 (this review has been reprinted as Olah, G.A. *Carbocations and Electrophilic Reactions*, Wiley, NY, 1974); Isaacs, N.S. *Reactive Intermediates in Organic Chemistry*, Wiley, NY, 1974, pp. 92–199; McManus, S.P.; Pittman, Jr., C.U., in McManus, S.P. *Organic Reactive Intermediates*, Academic Press, NY, 1973, pp. 193–335; Buss, V.; Schleyer, P.v.R.; Allen, L.C. *Top. Stereochem.* 1973, 7, 253; Olah, G.A.; Pittman Jr., C.U. *Adv. Phys. Org. Chem.* 1966, 4, 305. For reviews of dicarbocations, see Lammertsma, K.; Schleyer, P.v.R.; Schwarz, H. *Angew. Chem. Int. Ed.* 1989, 28, 1321; Pagni, R.M. *Tetrahedron* 1984, 40, 4161; Prakash, G.K.S.; Rawdah, T.N.; Olah, G.A. *Angew. Chem. Int. Ed.* 1983, 22, 390. See also, the series *Advances in Carbocation Chemistry*.

³Gomberg, M. *Berichte* 1902, 35, 2397.

⁴For a history of the term “carbonium ion,” see Traynham, J.G. *J. Chem. Educ.* 1986, 63, 930.

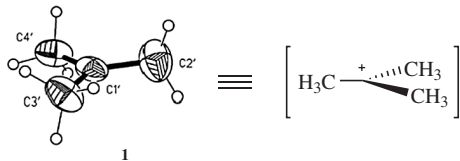
⁵Olah, G.A. *CHEMTECH* 1971, 1, 566; *J. Am. Chem. Soc.* 1972, 94, 808.

⁶Gold, V.; Loening, K.L.; McNaught, A.D.; Sehmi, P. *Compendium of Chemical Terminology: IUPAC Recommendations*, Blackwell Scientific Publications, Oxford, 1987.

⁷Olah, G.A. *J. Org. Chem.* 2001, 66, 5943.

⁸See Laube, T. *J. Am. Chem.* 2004, 126, 10904 and references cited therein. For the X-ray of a vinyl carbocation, see Müller, T.; Juhasz, M.; Reed, C.A. *Angew. Chem. Int. Ed.* 2004, 43, 1543.

tert-butyl cation complexed with dichloromethane was reported,⁹ for example, and is presented as **1** with the solvent molecules removed for clarity. An isolable dioxo-stabilized pentadienylum ion was isolated and its structure was determined by ¹H-, ¹³C-NMR, mass spectrometry (MS), and IR.¹⁰ A β-fluoro substituted 4-methoxyphenethyl cation has been observed directly by laser flash photolysis.¹¹ In solution, the carbocation may be free (this is more likely in polar solvents, in which it is solvated) or it may exist as an ion pair,¹² which means that it is closely associated with a negative ion, called a *counterion* or *gegenion*. Ion pairs are more likely in nonpolar solvents.



Among simple alkyl carbocations¹³ the order of stability is tertiary > secondary > primary. There are many known examples of rearrangements of primary or secondary carbocations to tertiary, both in solution and in the gas phase. Since simple alkyl cations are not stable in ordinary strong-acid solutions (e.g., H₂SO₄), the study of these species was greatly facilitated by the discovery that many of them could be kept indefinitely in stable solutions in mixtures of fluorosulfuric acid and antimony pentafluoride. Such mixtures, usually dissolved in SO₂ or SO₂ClF, are among the strongest acidic solutions known and are often called *super acids*.¹⁴ The original experiments involved the addition of alkyl fluorides to SbF₅.¹⁵



Subsequently, it was found that the same cations could also be generated from alcohols in super acid-SO₂ at -60°C¹⁶ and from alkenes by the addition of a proton from super acid or HF-SbF₅ in SO₂ or SO₂ClF at low temperatures.¹⁷ Even alkanes give carbocations in super acid by loss of H⁻. For example,¹⁸

⁹Kato, T.; Reed, C.A. *Angew. Chem. Int. Ed.* **2004**, *43*, 2908.

¹⁰Lüning, U.; Baumstark, R. *Tetrahedron Lett.* **1993**, *34*, 5059.

¹¹McClelland, R.A.; Cozens, F.L.; Steenken, S.; Amyes, T.L.; Richard, J.P. *J. Chem. Soc. Perkin Trans. 2* **1993**, 1717.

¹²For a treatise, see Szwarc, M. *Ions and Ion Pairs in Organic Reactions*, 2 vols., Wiley, NY, **1972–1974**.

¹³For a review, see Olah, G.A.; Olah, J.A., in Olah, G.A.; Schleyer, P.v.R. *Carbonium Ions*, Vol. 2, Wiley, NY, **1969**, pp. 715–782. Also see Fărcașiu, D.; Norton, S.H. *J. Org. Chem.* **1997**, *62*, 5374.

¹⁴For a review of carbocations in super acid solutions, see Olah, G.A.; Prakash, G.K.S.; Sommer, J., in *Superacids*, Wiley, NY, **1985**, pp. 65–175.

¹⁵Olah, G.A.; Baker, E.B.; Evans, J.C.; Tolgyesi, W.S.; McIntyre, J.S.; Bastien, I.J. *J. Am. Chem. Soc.* **1964**, *86*, 1360; Brouwer, D.M.; Mackor, E.L. *Proc. Chem. Soc.* **1964**, 147; Kramer, G.M. *J. Am. Chem. Soc.* **1969**, *91*, 4819.

¹⁶Olah, G.A.; Sommer, J.; Namanworth, E. *J. Am. Chem. Soc.* **1967**, *89*, 3576.

¹⁷Olah, G.A.; Halpern, Y. *J. Org. Chem.* **1971**, *36*, 2354. See also, Herlem, M. *Pure Appl. Chem.* **1977**, *49*, 107.

¹⁸Olah, G.A.; Lukas, J. *J. Am. Chem. Soc.* **1967**, *89*, 4739.

isobutane gives the *tert*-butyl cation



No matter how they are generated, study of the simple alkyl cations has provided dramatic evidence for the stability order.¹⁹ Both propyl fluorides gave the isopropyl cation; all four butyl fluorides²⁰ gave the *tert*-butyl cation, and all seven of the pentyl fluorides tried gave the *tert*-pentyl cation. *n*-Butane, in super acid, gave only the *tert*-butyl cation. To date, no primary cation has survived long enough for detection. Neither methyl nor ethyl fluoride gave the corresponding cations when treated with SbF₅. At low temperatures, methyl fluoride gave chiefly the methylated sulfur dioxide salt (CH₃OSO)⁺ SbF₆⁻,²¹ while ethyl fluoride rapidly formed the *tert*-butyl and *tert*-hexyl cations by addition of the initially formed ethyl cation to ethylene molecules also formed.²² At room temperature, methyl fluoride also gave the *tert*-butyl cation.²³ In accord with the stability order, hydride ion is abstracted from alkanes by super acid most readily from tertiary and least readily from primary positions.

The stability order can be explained by the polar effect and by hyperconjugation. In the polar effect, nonconjugated substituents exert an influence on stability through bonds (inductive effect) or through space (field effect). Since a tertiary carbocation has more carbon substituents on the positively charged carbon, relative to a primary, there is a greater polar effect that leads to great stability. In the hyperconjugation explanation,²⁴ we compare a primary carbocation with a tertiary. It should be made clear that “*the hyperconjugation concept arises solely from our model-building procedures*. When we ask whether hyperconjugation is important in a given situation, we are asking only whether the localized model is adequate for that situation at the particular level of precision we wish to use, or whether the model must be corrected by including some delocalization in order to get a good enough description.”²⁵ Using the hyperconjugation model, it is seen that the

¹⁹See Amyes, T.L.; Stevens, I.W.; Richard, J.P. *J. Org. Chem.* **1993**, *58*, 6057 for a recent study.

²⁰The *sec*-butyl cation has been prepared by slow addition of *sec*-butyl chloride to SbF₅–SO₂ClF solution at –110°C [Saunders, M.; Hagen, E.L.; Rosenfeld, J. *J. Am. Chem. Soc.* **1968**, *90*, 6882] and by allowing molecular beams of the reagents to impinge on a very cold surface [Saunders, M.; Cox, D.; Lloyd, J.R. *J. Am. Chem. Soc.* **1979**, *101*, 6656; Myhre, P.C.; Yannoni, C.S. *J. Am. Chem. Soc.* **1981**, *103*, 230].

²¹Peterson, P.E.; Brockington, R.; Vidrine, D.W. *J. Am. Chem. Soc.* **1976**, *98*, 2660; Calves, J.; Gillespie, R.J. *J. Chem. Soc. Chem. Commun.* **1976**, 506; Olah, G.A.; Donovan, D.J. *J. Am. Chem. Soc.* **1978**, *100*, 5163.

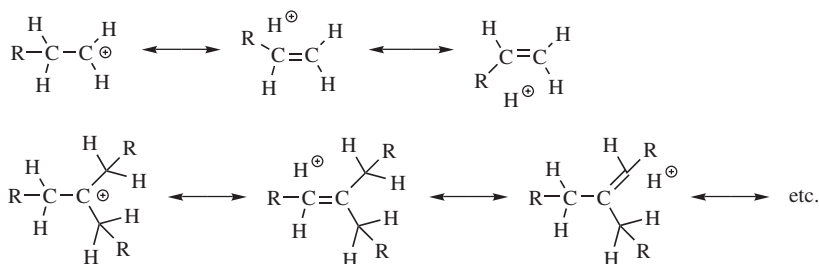
²²Olah, G.A.; Olah, J.A., in Olah, G.A.; Schleyer, P.v.R. *Carbonium Ions*, Vol. 2, Wiley, NY, **1969**, p. 722.

²³Olah, G.A.; DeMember, J.R.; Schlosberg, R.H. *J. Am. Chem. Soc.* **1969**, *91*, 2112; Bacon, J.; Gillespie, R.J. *J. Am. Chem. Soc.* **1971**, *91*, 6914.

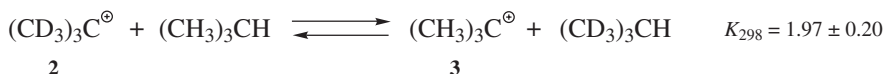
²⁴For a review of molecular-orbital theory as applied to carbocations, see Radom, L.; Poppinger, D.; Haddon, R.C., in Olah, G.A.; Schleyer, P.v.R. *Carbonium Ions*, Vol. 5, Wiley, NY, **1976**, pp. 2303–2426.

²⁵Lowry, T.H.; Richardson, K.S. *Mechanism and Theory in Organic Chemistry*, 3rd ed., HarperCollins, NY, **1987**, p. 68.

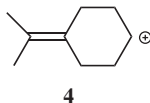
primary ion has only two hyperconjugative forms while the tertiary has six:



According to rule 6 for resonance contributors (p. 47), the greater the number of equivalent forms, the greater the resonance stability. Evidence used to support the hyperconjugation explanation is that the equilibrium constant for this reaction:



is 1.97, showing that **3** is more stable than **2**.²⁶ Due to a β secondary isotope effect, there is less hyperconjugation in **2** than in **3** (see p. 324 for isotope effects).²⁷



There are several structural types of delocalization, summarized in Table 5.1.²⁸ The stabilization of dimethylallylidine cation **4** is an example of double hyperconjugation.^{28,29}

The field effect explanation is that the electron-donating effect of alkyl groups increases the electron density at the charge-bearing carbon, reducing the net charge on the carbon, and in effect spreading the charge over the α carbons. It is a general rule that the more concentrated any charge is, the less stable the species bearing it will be.

The most stable of the simple alkyl cations is the *tert*-butyl cation. Even the relatively stable *tert*-pentyl and *tert*-hexyl cations fragment at higher temperatures to

²⁶Meot-Ner, M. *J. Am. Chem. Soc.* **1987**, *109*, 7947.

²⁷If only the field effect were operating, **2** would be more stable than **3**, since deuterium is electron-donating with respect to hydrogen (p. 23), assuming that the field effect of deuterium could be felt two bonds away.

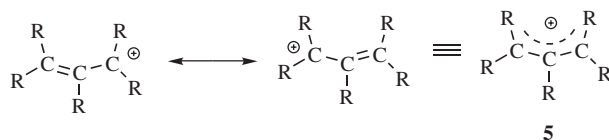
²⁸Lambert, J.B.; Ciro, S.M. *J. Org. Chem.* **1996**, *61*, 1940.

²⁹Alabugin, I.V.; Manoharan, M. *J. Org. Chem.* **2004**, *69*, 9011.

TABLE 5.1. Structural Types of Delocalization²⁵

Valence Structures	Abbreviation	Name
	$\pi\pi$	Simple conjugation
	$\sigma\pi$	Hyperconjugation
	$\pi\sigma$	Homoconjugation
	$\sigma\sigma$	Homohyperconjugation
	$\sigma\pi/\pi\pi$	Hyperconjugation/ conjugation
	$\sigma\pi/\sigma\pi$	Double hyperconjugation

produce the *tert*-butyl cation, as do all other alkyl cations with four or more carbons so far studied.³⁰ Methane,³¹ ethane, and propane, treated with super acid, also yield *tert*-butyl cations as the main product (see reaction **12-20**). Even paraffin wax and polyethylene give *tert*-butyl cation. Solid salts of *tert*-butyl and *tert*-pentyl cations (e.g., $\text{Me}_3\text{C}^+ \text{SbF}_6^-$) have been prepared from super acid solutions and are stable below -20°C .³²



In carbocations where the positive carbon is in conjugation with a double bond, as in allylic cations (the allyl cation is **5**, $\text{R} = \text{H}$), the stability is greater because of increased delocalization due to resonance,³³ where the positive charge is spread over several atoms instead of being concentrated on one (see the molecular-orbital picture of this species on p. 41). Each of the terminal atoms has a charge of $\sim\frac{1}{2}$ (the charge is exactly $\frac{1}{2}$ if all of the R groups are the same). Stable cyclic and

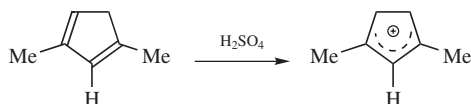
³⁰Olah, G.A.; Lukas, J. *J. Am. Chem. Soc.* **1967**, *89*, 4739; Olah, G.A.; Olah, J.A., in Olah, G.A.; Schleyer, P.v.R. *Carbonium Ions*, Vol. 2, Wiley, NY, **1969**, pp. 750–764.

³¹Olah, G.A.; Klopman, G.; Schlosberg, R.H. *J. Am. Chem. Soc.* **1969**, *91*, 3261. See also, Hogeveen, H.; Gaasbeek, C.J. *Recl. Trav. Chim. Pays-Bas* **1968**, *87*, 319.

³²Olah, G.A.; Svoboda, J.J.; Ku, A.T. *Synthesis* **1973**, 492; Olah, G.A.; Lukas, J. *J. Am. Chem. Soc.* **1967**, *89*, 4739.

³³See Barbour, J.B.; Karty, J.M. *J. Org. Chem.* **2004**, *69*, 648; Mo, Y. *J. Org. Chem.* **2004**, *69*, 5563 and references cited therein.

acyclic allylic-type cations³⁴ have been prepared by the solution of conjugated dienes in concentrated sulfuric acid, for example,³⁵



Stable allylic cations have also been obtained by the reaction between alkyl halides, alcohols, or alkenes (by hydride extraction) and SbF₅ in SO₂ or SO₂ClF.³⁶ Bis(allylic) cations³⁷ are more stable than the simple allylic type, and some of these have been prepared in concentrated sulfuric acid.³⁸ Arenium ions (p. 658) are familiar examples of this type. Propargyl cations (RC≡CCR₂⁺) have also been prepared.³⁹

Canonical forms can be drawn for benzylic cations,⁴⁰ similar to those shown above for allylic cations, for example,



A number of benzylic cations have been obtained in solution as SbF₆⁻ salts.⁴¹ Diarylmethyl and triarylmethyl cations are still more stable. Triphenylchloromethane ionizes in polar solvents that do not, like water, react with the ion. In SO₂, the equilibrium



has been known for many years. Both triphenylmethyl and diphenylmethyl cations have been isolated as solid salts⁴² and, in fact, Ph₃C⁺ BF₄⁻ and related salts are available commercially. Arylmethyl cations are further stabilized if they have

³⁴For reviews, see Deno, N.C., in Olah, G.A.; Schleyer, P.v.R. *Carbonium Ions*, Vol. 2, Wiley, NY, **1970**, pp. 783–806; Richey Jr., H.G., in Zabicky, J. *The Chemistry of Alkenes*, Vol. 2, Wiley, NY, **1970**, pp. 39–114.

³⁵Deno, N.C.; Richey, Jr., H.G.; Friedman, N.; Hodge, J.D.; Houser, J.J.; Pittman, Jr., C.U. *J. Am. Chem. Soc.* **1963**, *85*, 2991.

³⁶Olah, G.A.; Spear, R.J. *J. Am. Chem. Soc.* **1975**, *97*, 1539 and references cited therein.

³⁷For a review of divinylmethyl and trivinylmethyl cations, see Sorensen, T.S., in Olah, G.A.; Schleyer, P.v.R. *Carbonium Ions*, Vol. 2, Wiley, NY, **1970**, pp. 807–835.

³⁸Deno, N.C.; Pittman, Jr., C.U. *J. Am. Chem. Soc.* **1964**, *86*, 1871.

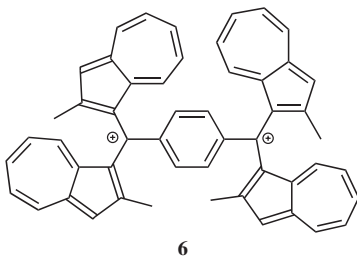
³⁹Pittman, Jr., C.U.; Olah, G.A. *J. Am. Chem. Soc.* **1965**, *87*, 5632; Olah, G.A.; Spear, R.J.; Westerman, P.W.; Denis, J. *J. Am. Chem. Soc.* **1974**, *96*, 5855.

⁴⁰For a review of benzylic, diarylmethyl, and triarylmethyl cations, see Freedman, H.H., in Olah, G.A.; Schleyer, P.v.R. *Carbonium Ions*, Vol. 4, Wiley, NY, **1971**, pp. 1501–1578.

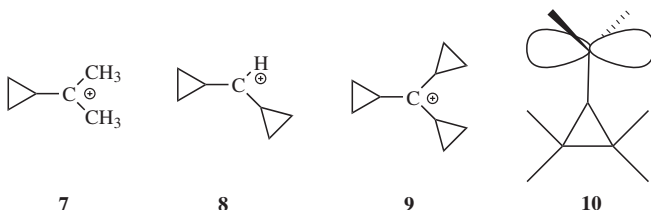
⁴¹Olah, G.A.; Porter, R.D.; Jeuell, C.L.; White, A.M. *J. Am. Chem. Soc.* **1972**, *94*, 2044.

⁴²Volz, H.; Schnell, H.W. *Angew. Chem. Int. Ed.* **1965**, *4*, 873.

electron-donating substituents in ortho or para positions.⁴³ Dications⁴⁴ and trications are also possible, including the particularly stable dication (**6**), where each positively charged benzylic carbon is stabilized by two azulene rings.⁴⁵ A related trication is known where each benzylic cationic center is also stabilized by two azulene rings.⁴⁶



Cyclopropylmethyl cations⁴⁷ are even more stable than the benzyl type. Ion **9** has been prepared by solution of the corresponding alcohol in 96% sulfuric acid,⁴⁸ and **7**, **8**, and similar ions by solution of the alcohols in $\text{FSO}_3\text{H}-\text{SO}_2-\text{SbF}_5$.⁴⁹ This special stability, which increases with each additional cyclopropyl group, is a



result of conjugation between the bent orbitals of the cyclopropyl rings (p. \$\$\$) and the vacant p orbital of the cationic carbon (see **10**). Nuclear magnetic resonance and other studies have shown that the vacant p orbital lies parallel to the C-2,C-3 bond of the cyclopropane ring and not perpendicular to it.⁵⁰ In this respect, the

⁴³Goldacre, R.J.; Phillips, J.N. *J. Chem. Soc.* **1949**, 1724; Deno, N.C.; Schriesheim, A. *J. Am. Chem. Soc.* **1955**, *77*, 3051.

⁴⁴Prakash, G.K.S. *Pure Appl. Chem.* **1998**, *70*, 2001.

⁴⁵Ito, S.; Morita, N.; Asao, T. *Tetrahedron Lett.* **1992**, *33*, 3773.

⁴⁶Ito, S.; Morita, N.; Asao, T. *Tetrahedron Lett.* **1994**, *35*, 751.

⁴⁷For reviews, see, in Olah, G.A.; Schleyer, P.v.R. *Carbonium Ions*, Vol. 3, Wiley, NY, **1972**; Richey, Jr., H.G. pp. 1201–294; Wiberg, K.B.; Hess Jr., B.A.; Ashe III, A.H. pp. 1295–1345.

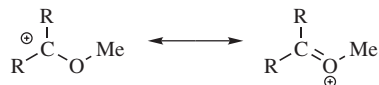
⁴⁸Deno, N.C.; Richey, Jr., H.G.; Liu, J.S.; Hodge, J.D.; Houser, H.J.; Wisotsky, M.J. *J. Am. Chem. Soc.* **1962**, *84*, 2016.

⁴⁹Pittman Jr., C.U.; Olah, G.A. *J. Am. Chem. Soc.* **1965**, *87*, 2998; Deno, N.C.; Liu, J.S.; Turner, J.O.; Lincoln, D.N.; Fruit, Jr., R.E. *J. Am. Chem. Soc.* **1965**, *87*, 3000.

⁵⁰For example, see Ree, B.; Martin, J.C. *J. Am. Chem. Soc.* **1970**, *92*, 1660; Kabakoff, D.S.; Namanworth, E. *J. Am. Chem. Soc.* **1970**, *92*, 3234; Buss, V.; Gleiter, R.; Schleyer, P.v.R. *J. Am. Chem. Soc.* **1971**, *93*, 3927; Poulter, C.D.; Spillner, C.J. *J. Am. Chem. Soc.* **1974**, *96*, 7591; Childs, R.F.; Kostyk, M.D.; Lock, C.J.L.; Mahendran, M. *J. Am. Chem. Soc.* **1990**, *112*, 8912; Deno, N.C.; Richey Jr., H.G.; Friedman, N.; Hodge, J.D.; Houser, J.J.; Pittman Jr., C.U. *J. Am. Chem. Soc.* **1963**, *85*, 2991.

geometry is similar to that of a cyclopropane ring conjugated with a double bond (p. 218). Cyclopropylmethyl cations are further discussed on pp. 459–463. The stabilizing effect just discussed is unique to cyclopropyl groups. Cyclobutyl and larger cyclic groups are about as effective at stabilizing a carbocation as ordinary alkyl groups.⁵¹

Another structural feature that increases carbocation stability is the presence, adjacent to the cationic center, of a heteroatom bearing an unshared pair,⁵² for example, oxygen,⁵³ nitrogen,⁵⁴ or halogen.⁵⁵ Such ions are stabilized by resonance:



The methoxymethyl cation can be obtained as a stable solid, $\text{MeOCH}_2^+ \text{SbF}_6^-$.⁵⁶ Carbocations containing either α , β , or γ silicon atom are also stabilized,⁵⁷ relative to similar ions without the silicon atom. In super acid solution, ions such as CX_3^+ ($\text{X} = \text{Cl}, \text{Br}, \text{I}$) have been prepared.⁵⁸ Vinyl-stabilized halonium ions are also known.⁵⁹

Simple acyl cations RCO^+ have been prepared⁶⁰ in solution and the solid state.⁶¹ The acetyl cation CH_3CO^+ is about as stable as the *tert*-butyl cation (see, e.g., Table 5.1). The 2,4,6-trimethylbenzoyl and 2,3,4,5,6-pentamethylbenzoyl cations are especially stable (for steric reasons) and are easily formed in 96% H_2SO_4 .⁶² These

⁵¹Sorensen, T.S.; Miller, I.J.; Ranganayakulu, K. *Aust. J. Chem.* **1973**, *26*, 311.

⁵²For a review, see Hevesi, L. *Bull. Soc. Chim. Fr.* **1990**, 697. For examples of stable solutions of such ions, see Kabus, S.S. *Angew. Chem. Int. Ed.* **1966**, *5*, 675; Dimroth, K.; Heinrich, P. *Angew. Chem. Int. Ed.* **1966**, *5*, 676; Tomalia, D.A.; Hart, H. *Tetrahedron Lett.* **1966**, 3389; Ramsey, B.; Taft, R.W. *J. Am. Chem. Soc.* **1966**, *88*, 3058; Olah, G.A.; Liang, G.; Mo, Y.M. *J. Org. Chem.* **1974**, *39*, 2394; Borch, R.F. *J. Am. Chem. Soc.* **1968**, *90*, 5303; Rabinovitz, M.; Bruck, D. *Tetrahedron Lett.* **1971**, 245.

⁵³For a review of ions of the form $\text{R}_2\text{C}^+-\text{OR}'$, see Rakhmankulov, D.L.; Akhmatdinov, R.T.; Kantor, E.A. *Russ. Chem. Rev.* **1984**, *53*, 888. For a review of ions of the form $\text{R}'\text{C}^+(\text{OR})_2$ and $\text{C}^+(\text{OR})_3$, see Pindur, U.; Müller, J.; Flo, C.; Witzel, H. *Chem. Soc. Rev.* **1987**, *16*, 75.

⁵⁴For a review of such ions where nitrogen is the heteroatom, see Scott, F.L.; Butler, R.N., in Olah, G.A.; Schleyer, P.v.R. *Carbocation Ions*, Vol. 4, Wiley, NY, **1974**, pp. 1643–1696.

⁵⁵See Allen, A.D.; Tidwell, T.T. *Adv. Carbocation Chem.* **1989**, *1*, 1. See also, Teberkidis, V.I.; Sigalas, M.P. *Tetrahedron* **2003**, *59*, 4749.

⁵⁶Olah, G.A.; Svoboda, J.J. *Synthesis* **1973**, 52.

⁵⁷For a review and discussion of the causes, see Lambert, J.B. *Tetrahedron* **1990**, *46*, 2677. See also, Lambert, J.B.; Chelius, E.C. *J. Am. Chem. Soc.* **1990**, *112*, 8120.

⁵⁸Olah, G.A.; Heiliger, L.; Prakash, G.K.S. *J. Am. Chem. Soc.* **1989**, *111*, 8020.

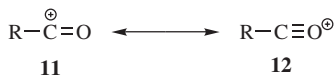
⁵⁹Haubenstock, H.; Sauers, R.R. *Tetrahedron* **2004**, *60*, 1191.

⁶⁰For reviews of acyl cations, see Al-Talib, M.; Tashtoush, H. *Org. Prep. Proced. Int.* **1990**, *22*, 1; Olah, G.A.; Germain, A.; White, A.M., in Olah, G.A.; Schleyer, P.v.R. *Carbocation Ions*, Vol. 5, Wiley, NY, **1976**, pp. 2049–2133. For a review of the preparation of acyl cations from acyl halides and Lewis acids, see Lindner, E. *Angew. Chem. Int. Ed.* **1970**, *9*, 114.

⁶¹See, for example, Deno, N.C.; Pittman, Jr., C.U.; Wisotsky, M.J. *J. Am. Chem. Soc.* **1964**, *86*, 4370; Olah, G.A.; Dunne, K.; Mo, Y.K.; Szilagy, P. *J. Am. Chem. Soc.* **1972**, *94*, 4200; Olah, G.A.; Svoboda, J.J. *Synthesis* **1972**, 306.

⁶²Hammitt, L.P.; Deyrup, A.J. *J. Am. Chem. Soc.* **1933**, *55*, 1900; Newman, M.S.; Deno, N.C. *J. Am. Chem. Soc.* **1951**, *73*, 3651.

ions are stabilized by a canonical form containing a triple bond (**12**), although the positive charge is principally located on the carbon,⁶³ so that **11** contributes more than **12**.



The stabilities of most other stable carbocations can also be attributed to resonance. Among these are the tropylium, cyclopropenium,⁶⁴ and other aromatic cations discussed in Chapter 2. Where resonance stability is completely lacking, as in the phenyl (C_6H_5^+) or vinyl cations,⁶⁵ the ion, if formed at all, is usually very short lived.⁶⁶ Neither vinyl⁶⁷ nor phenyl cation has as yet been prepared as a stable species in solution.⁶⁸ However, stable alkenyl carbocations have been generated on Zeolite Y.⁶⁹

Various quantitative methods have been developed to express the relative stabilities of carbocations.⁷⁰ One of the most common of these, although useful only for relatively stable cations that are formed by ionization of alcohols in acidic solutions, is based on the equation⁷¹

$$H_{\text{R}} = \text{p}K_{\text{R}^+} - \log \frac{C_{\text{R}^+}}{C_{\text{ROH}}}$$

⁶³Boer, F.P. *J. Am. Chem. Soc.* **1968**, *90*, 6706; Le Carpentier, J.; Weiss, R. *Acta Crystallogr. Sect. B*, **1972**, 1430. See also, Olah, G.A.; Westerman, P.W. *J. Am. Chem. Soc.* **1973**, *95*, 3706.

⁶⁴See Komatsu, K.; Kitagawa, T. *Chem. Rev.* **2003**, *103*, 1371. Also see, Gilbertson, R.D.; Weakley, T.J.R.; Haley, M.M. *J. Org. Chem.* **2000**, *65*, 1422.

⁶⁵For the preparation and reactivity of a primary vinyl carbocation see Gronheid, R.; Lodder, G.; Okuyama, T. *J. Org. Chem.* **2002**, *67*, 693.

⁶⁶For a review of destabilized carbocations, see Tidwell, T.T. *Angew. Chem. Int. Ed.* **1984**, *23*, 20.

⁶⁷Solutions of aryl-substituted vinyl cations have been reported to be stable for at least a short time at low temperatures. The NMR spectra was obtained: Abram, T.S.; Watts, W.E. *J. Chem. Soc. Chem. Commun.* **1974**, 857; Siehl, H.; Carnahan, Jr., J.C.; Eckes, L.; Hanack, M. *Angew. Chem. Int. Ed.* **1974**, *13*, 675. The 1-cyclobutenyl cation has been reported to be stable in the gas phase: Franke, W.; Schwarz, H.; Stahl, D. *J. Org. Chem.* **1980**, *45*, 3493. See also, Siehl, H.; Koch, E. *J. Org. Chem.* **1984**, *49*, 575.

⁶⁸For a monograph, see Stang, P.J.; Rappoport, Z.; Hanack, M.; Subramanian, L.R. *Vinyl Cations*, Academic Press, NY, 1979. For reviews of aryl and/or vinyl cations, see Hanack, M. *Pure Appl. Chem.* **1984**, *56*, 1819, *Angew. Chem. Int. Ed.* **1978**, *17*, 333; *Acc. Chem. Res.* **1976**, *9*, 364; Rappoport, Z. *Reactiv. Intermed. (Plenum)* **1983**, *3*, 427; Ambroz, H.B.; Kemp, T.J. *Chem. Soc. Rev.* **1979**, *8*, 353; Richey Jr., H.G.; Richey, J.M., in Olah, G.A.; Schleyer, P.v.R. *Carbonium Ions*, Vol. 2, Wiley, NY, **1970**, pp. 899–957; Richey Jr., H.G., in Zabicky, J. *The Chemistry of Alkenes*, Vol. 2, Wiley, NY, **1970**, pp. 42–49; Modena, G.; Tonellato, U. *Adv. Phys. Org. Chem.* **1971**, *9*, 185; Stang, P.J. *Prog. Phys. Org. Chem.* **1973**, *10*, 205. See also, Charton, M. *Mol. Struct. Energ.* **1987**, *4*, 271. For a computational study, see Glaser, R.; Horan, C. J.; Lewis, M.; Zollinger, H. *J. Org. Chem.* **1999**, *64*, 902.

⁶⁹Yang, S.; Kondo, J.N.; Domen, K. *Chem. Commun.* **2001**, 2008.

⁷⁰For reviews, see Bagno, A.; Scorrano, G.; More O'Ferrall, R.A. *Rev. Chem. Intermed.* **1987**, *7*, 313; Bethell, D.; Gold, V. *Carbonium Ions*, Academic Press, NY, **1967**, pp. 59–87.

⁷¹Deno, N.C.; Berkheimer, H.E.; Evans, W.L.; Peterson, H.J. *J. Am. Chem. Soc.* **1959**, *81*, 2344.

pK_{R^+} is the pK value for the reaction $R^+ + 2 H_2O \rightleftharpoons ROH + H_3O^+$ and is a measure of the stability of the carbocation. The H_R parameter is an early obtainable measurement of the stability of a solvent (see p. 371) and approaches pH at low concentrations of acid. In order to obtain pK_{R^+} , for a cation R^+ , one dissolves the alcohol ROH in an acidic solution of known H_R . Then the concentration of R^+ and ROH are obtained, generally from spectra, and pK_{R^+} is easily calculated.⁷² A measure of carbocation stability that applies to less-stable ions is the dissociation energy $D(R^+-H^-)$ for the cleavage reaction $R-H \rightarrow R^+ + H^-$, which can be obtained from photoelectron spectroscopy and other measurements. Some values of $D(R^+-H^-)$ are shown in Table 5.2.⁷⁵ Within a given class of ion (primary, secondary, allylic, aryl, etc.), $D(R^+-H^-)$ has been shown to be a linear function of the logarithm of the number of atoms in R^+ , with larger ions being more stable.⁷⁴

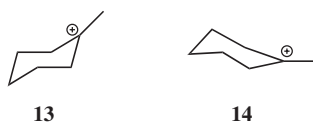


TABLE 5.2. $R-H \rightarrow R^+ + H^-$ Dissociation Energies in the Gas Phase

Ion	$D(R^+-H^-)$		Reference
	kcal mol ⁻¹	kJ mol ⁻¹	
CH_3^+	314.6	1316	73
$C_2H_5^+$	276.7	1158	73
$(CH_3)_2CH^+$	249.2	1043	73
$(CH_3)_3C^+$	231.9	970.3	73
$C_6H_5^+$	294	1230	74
$H_2C=CH^+$	287	1200	74
$H_2C=CH-CH_2^+$	256	1070	74
Cyclopentyl	246	1030	74
$C_6H_5CH_2^+$	238	996	74
CH_3CHO	230	962	74

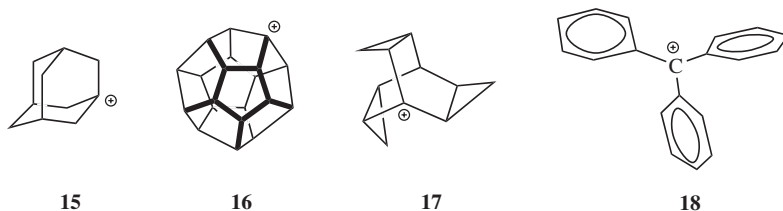
⁷²For a list of stabilities of 39 typical carbocations, see Arnett, E.M.; Hofelich, T.C. *J. Am. Chem. Soc.* **1983**, *105*, 2889. See also, Schade, C.; Mayr, H.; Arnett, E.M. *J. Am. Chem. Soc.* **1988**, *110*, 567; Schade, C.; Mayr, H. *Tetrahedron* **1988**, *44*, 5761.

⁷³Schultz, J.C.; Houle, F.A.; Beauchamp, J.L. *J. Am. Chem. Soc.* **1984**, *106*, 3917.

⁷⁴Lossing, F.P.; Holmes, J.L. *J. Am. Chem. Soc.* **1984**, *106*, 6917.

⁷⁵Hammett, L.P.; Deyrup, A.J. *J. Am. Chem. Soc.* **1933**, *55*, 1900; Newman, M.S.; Deno, N.C. *J. Am. Chem. Soc.* **1951**, *73*, 3651; Boer, F.P. *J. Am. Chem. Soc.* **1968**, *90*, 6706; Le Carpentier, J.; Weiss, R. *Acta Crystallogr. Sect. B*, **1972**, 1430. See also, Olah, G.A.; Westerman, P.W. *J. Am. Chem. Soc.* **1973**, *95*, 3706. See also, Staley, R.H.; Wieting, R.D.; Beauchamp, J.L. *J. Am. Chem. Soc.* **1977**, *99*, 5964; Arnett, E.M.; Petro, C. *J. Am. Chem. Soc.* **1978**, *100*, 5408; Arnett, E.M.; Pienta, N.J. *J. Am. Chem. Soc.* **1980**, *102*, 3329.

Since the central carbon of tricoordinated carbocations has only three bonds and no other valence electrons, the bonds are sp^2 and should be planar.⁷⁶ Raman, IR, and NMR spectroscopic data on simple alkyl cations show this to be so.⁷⁷ In methylcyclohexyl cations, there are two chair conformations where the carbon bearing the positive charge is planar (**13** and **14**), and there is evidence that **14** is more stable due to a difference in hyperconjugation.⁷⁸ Other evidence is that carbocations are difficult to form at bridgehead atoms in [2.2.1] systems,⁷⁹ where they cannot be planar (see p. 435).⁸⁰ Bridgehead carbocations are known, however, as in [2.1.1]hexanes⁸¹ and cubyl carbocations.⁸² However, larger bridgehead ions can exist. For example, the adamantyl cation (**15**) has been synthesized, as the SF_6^- salt.⁸³ The relative stability of 1-adamantyl cations is influenced by the number and nature of substituents. For example, the stability of the 1-adamantyl cation increases with the number of isopropyl substituents at C-3, C-5 and C-7.⁸⁴ Among other bridgehead cations that have been prepared in super acid solution at $-78^\circ C$ are the dodecahydrol cation (**16**)⁸⁵ and the 1-trishomobarrellyl cation (**17**).⁸⁶ In the latter



⁷⁶For discussions of the stereochemistry of carbocations, see Henderson, J.W. *Chem. Soc. Rev.* **1973**, 2, 397; Buss, V.; Schleyer, P.v.R.; Allen, L.C. *Top. Stereochem.* **1973**, 7, 253; Schleyer, P.v.R., in Chiurdoglu, G. *Conformational Analysis*; Academic Press, NY, **1971**, p. 241; Hehre, W.J. *Acc. Chem. Res.* **1975**, 8, 369; Freedman, H.H., in Olah, G.A.; Schleyer, P.v.R. *Carbonium Ions*, Vol. 4, Wiley, NY, **1974**, pp. 1561–574.

⁷⁷Olah, G.A.; DeMember, J.R.; Commeyras, A.; Bribes, J.L. *J. Am. Chem. Soc.* **1971**, 93, 459; Yannoni, C.S.; Kendrick, R.D.; Myhre, P.C.; Bebout, D.C.; Petersen, B.L. *J. Am. Chem. Soc.* **1989**, 111, 6440.

⁷⁸Rauk, A.; Sorensen, T.S.; Maerker, C.; de M. Carneiro, J.W.; Sieber, S.; Schleyer, P.v.R. *J. Am. Chem. Soc.* **1996**, 118, 3761.

⁷⁹For a review of bridgehead carbocations, see Fort, Jr., R.C., in Olah, G.A.; Schleyer, P.v.R. *Carbonium Ions*, Vol. 4, Wiley, NY, **1974**, pp. 1783–1835.

⁸⁰Della, E.W.; Schiesser, C.H. *J. Chem. Soc. Chem. Commun.* **1994**, 417.

⁸¹Åhman, J.; Somfai, P.; Tanner, D. *J. Chem. Soc. Chem. Commun.* **1994**, 2785.

⁸²Della, E.W.; Head, N.J.; Janowski, W.K.; Schiesser, C.H. *J. Org. Chem.* **1993**, 58, 7876.

⁸³Schleyer, P.v.R.; Fort, Jr., R.C.; Watts, W.E.; Comisarow, M.B.; Olah, G.A. *J. Am. Chem. Soc.* **1964**, 86, 4195; Olah, G.A.; Prakash, G.K.S.; Shih, J.G.; Krishnamurthy, V.V.; Mateescu, G.D.; Liang, G.; Sipos, G.; Buss, V.; Gund, T.M.; Schleyer, P.v.R. *J. Am. Chem. Soc.* **1985**, 107, 2764. See also, Kruppa, G.H.; Beauchamp, J.L. *J. Am. Chem. Soc.* **1986**, 108, 2162; Laube, T. *Angew. Chem. Int. Ed.* **1986**, 25, 349.

⁸⁴Takeuchi, K.; Okazaki, T.; Kitagawa, T.; Ushino, T.; Ueda, K.; Endo, T.; Notario, R. *J. Org. Chem.* **2001**, 66, 2034.

⁸⁵Olah, G.A.; Prakash, G.K.S.; Fessner, W.; Kobayashi, T.; Paquette, L.A. *J. Am. Chem. Soc.* **1988**, 110, 8599.

⁸⁶de Meijere, A.; Schallner, O. *Angew. Chem. Int. Ed.* **1973**, 12, 399.

TABLE 5.3. The ^{13}C Chemical Shift Values, in Parts Per Million from $^{13}\text{CS}_2$, for the Charged Carbon Atom of Some Carbocations in $\text{SO}_2\text{ClF-SbF}_5$, $\text{SO}_2\text{-FSO}_3\text{H-SbF}_6$, or $\text{SO}_2\text{-SbF}_5$ ⁹⁰

Ion	Chemical Shift	Temperature, °C	Ion	Chemical Shift	Temperature, °C
Et_2MeC^+	-139.4	-20	$\text{C}(\text{OH})_3^+$	+28.0	-50
Me_2EtC^+	-139.2	-60	PhMe_2C^+	-61.1	-60
Me_3C^+	-135.4	-20	PhMeCH^+	-40 ⁹¹	
Me_2CH^+	-125.0	-20	Ph_2CH^+	-5.6	-60
Me_2COH^+	-55.7	-50	Ph_3C^+	-18.1	-60
$\text{MeC}(\text{OH})_2^+$	-1.6	-30	$\text{Me}_2(\text{cyclopropyl})\text{C}^+$	-86.8	-60
$\text{HC}(\text{OH})_2^+$	+17.0	-30			

case, the instability of the bridgehead position is balanced by the extra stability gained from the conjugation with the three cyclopropyl groups.

Triarylmethyl cations (**18**)⁸⁷ are propeller shaped, although the central carbon and the three ring carbons connected to it are in a plane:⁸⁸ The three benzene rings cannot be all in the same plane because of steric hindrance, although increased resonance energy would be gained if they could.

An important tool for the investigation of carbocation structure is measurement of the ^{13}C NMR chemical shift of the carbon atom bearing the positive charge.⁸⁹ This shift approximately correlates with electron density on the carbon. The ^{13}C chemical shifts for a number of ions are given in Table 5.3.⁹⁰ As shown in this table, the substitution of an ethyl for a methyl or a methyl for a hydrogen causes a downfield shift, indicating that the central carbon becomes somewhat more positive. On the other hand, the presence of hydroxy or phenyl groups decreases the positive character of the central carbon. The ^{13}C chemical shifts are not always in exact order of carbocation stabilities as determined in other ways. Thus the chemical shift shows that the triphenylmethyl cation has a more positive central carbon than diphenylmethyl cation, although the former is more stable. Also, the 2-cyclopropylpropyl and 2-phenylpropyl cations have shifts of -86.8 and -61.1, respectively, although we have seen that according to other criteria a cyclopropyl group is better

⁸⁷For a review of crystal-structure determinations of triarylmethyl cations and other carbocations that can be isolated in stable solids, see Sundaralingam, M.; Chwang, A.K., in Olah, G.A.; Schleyer, P.v.R. *Carbocation Ions*, Vol. 5, Wiley, NY, **1976**, pp. 2427-2476.

⁸⁸Sharp, D.W.A.; Sheppard, N. *J. Chem. Soc.* **1957**, 674; Gomes de Mesquita, A.H.; MacGillivray, C.H.; Eriks, K. *Acta Crystallogr.* **1965**, *18*, 437; Schuster, I.I.; Colter, A.K.; Kurland, R.J. *J. Am. Chem. Soc.* **1968**, *90*, 4679.

⁸⁹For reviews of the nmr spectra of carbocations, see Young, R.N. *Prog. Nucl. Magn. Reson. Spectrosc.* **1979**, *12*, 261; Farnum, D.G. *Adv. Phys. Org. Chem.* **1975**, *11*, 123.

⁹⁰Olah, G.A.; White, A.M. *J. Am. Chem. Soc.* **1968**, *90*, 1884; **1969**, *91*, 5801. For ^{13}C NMR data for additional ions, see Olah, G.A.; Donovan, D.J. *J. Am. Chem. Soc.* **1977**, *99*, 5026; Olah, G.A.; Prakash, G.K.S.; Liang, G. *J. Org. Chem.* **1977**, *42*, 2666.

than a phenyl group at stabilizing a carbocation.⁹¹ The reasons for this discrepancy are not fully understood.^{88,92}

Nonclassical Carbocations

These carbocations are discussed at pp. 450–455.

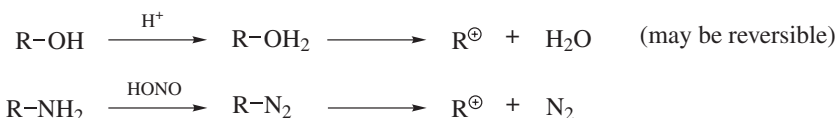
The Generation and Fate of Carbocations

A number of methods are available to generate carbocations, stable or unstable.

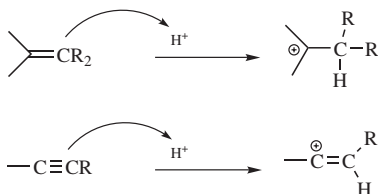
1. A direct ionization, in which a leaving group attached to a carbon atom leaves with its pair of electrons, as in solvolysis reactions of alkyl halides (see p. 480) or sulfonate esters (see p. 522):



2. Ionization after an initial reaction that converts one functional group into a leaving group, as in protonation of an alcohol to give an oxonium ion or conversion of a primary amine to a diazonium salt, both of which ionize to the corresponding carbocation:



3. A proton or other positive species adds to one atom of an alkene or alkyne, leaving the adjacent carbon atom with a positive charge (see Chapters 11, 15).

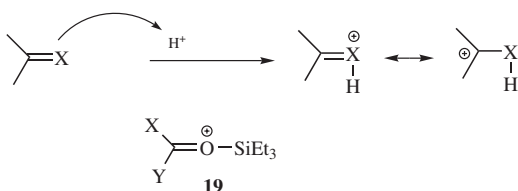


4. A proton or other positive species adds to one atom of a C=X bond, where X = O, S, N in most cases, leaving the adjacent carbon atom with a positive charge (see Chapter 16). When X = O, S this ion is resonance stabilized, as shown. When X = NR, protonation leads to an iminium ion, with the charge localized on the

⁹¹Olah, G.A.; Porter, R.D.; Kelly, D.P. *J. Am. Chem. Soc.* **1971**, 93, 464.

⁹²For discussions, see Brown, H.C.; Peters, E.N. *J. Am. Chem. Soc.* **1973**, 95, 2400; **1977**, 99, 1712; Olah, G.A.; Westerman, P.W.; Nishimura, J. *J. Am. Chem. Soc.* **1974**, 96, 3548; Wolf, J.F.; Harch, P.G.; Taft, R.W.; Hehre, W.J. *J. Am. Chem. Soc.* **1975**, 97, 2902; Fliszár, S. *Can. J. Chem.* **1976**, 54, 2839; Kitching, W.; Adcock, W.; Aldous, G. *J. Org. Chem.* **1979**, 44, 2652. See also, Larsen, J.W.; Bouis, P.A. *J. Am. Chem. Soc.* **1975**, 97, 4418; Volz, H.; Shin, J.; Streicher, H. *Tetrahedron Lett.* **1975**, 1297; Larsen, J.W. *J. Am. Chem. Soc.* **1978**, 100, 330.

nitrogen. A silylated carboxonium ion, such as **19**, has been reported.⁹³



Formed by either process, carbocations are most often short-lived transient species and react further without being isolated. The intrinsic barriers to formation and reaction of carbocations has been studied.⁹⁴ Carbocations have been generated in zeolites.⁹⁵

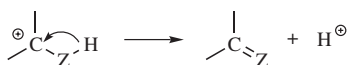
The two chief pathways by which carbocations react to give stable products are the reverse of the two pathways just described.

1. *The Carbocation May Combine with a Species Possessing an Electron Pair* (a Lewis acid–base reaction, see Chapter 8):



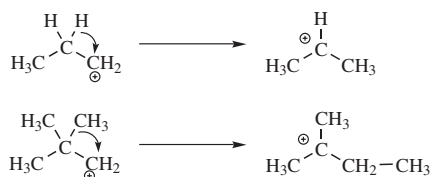
This species may be ⁻OH, halide ion, or any other negative ion, or it may be a neutral species with a pair to donate, in which case, of course, the immediate product must bear a positive charge (see Chapters 10, 13, 15, 16). These reactions are very fast. A recent study measured *k_s* (the rate constant for reaction of a simple tertiary carbocation) to be $3.5 \times 10^{12} \text{ s}^{-1}$.⁹⁶

2. *The Carbocation May Lose a Proton* (or much less often, another positive ion) from the adjacent atom (see Chapters 11, 17):



Carbocations can also adopt two other pathways that lead not to stable products, but to other carbocations:

3. *Rearrangement*. An alkyl or aryl group or a hydrogen (sometimes another group) migrates with its electron pair to the positive center, leaving another positive charge behind (see Chapter 18):



⁹³Prakash, G.K.S.; Bae, C.; Rasul, G.; Olah, G.A. *J. Org. Chem.* **2002**, *67*, 1297.

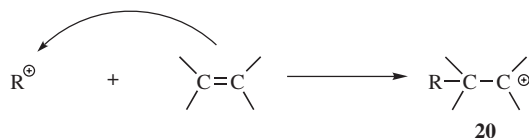
⁹⁴Richard, J.P.; Amyes, T.L.; Williams, K.B. *Pure. Appl. Chem.* **1998**, *70*, 2007.

⁹⁵Song, W.; Nicholas, J. B.; Haw, J. F. *J. Am. Chem. Soc.* **2001**, *123*, 121.

⁹⁶Toteva, M.M.; Richard, J.P. *J. Am. Chem. Soc.* **1996**, *118*, 11434.

A novel rearrangement has been observed. The 2-methyl-2-butyl-1-¹³C cation (¹³C-labeled *tert*-amyl cation) shows an interchange of the inside and outside carbons with a barrier of 19.5 (± 2.0 kcal mol⁻¹).⁹⁷ Another unusual migratory process has been observed for the nonamethylcyclopentyl cation. It has been shown that “four methyl groups undergo rapid circumambulatory migration with a barrier <2 kcal mol⁻¹ while five methyl groups are fixed to ring carbons, and the process that equalizes the two sets of methyls has a barrier of 7.0 kcal mol⁻¹.”⁹⁸

4. *Addition.* A carbocation may add to a double bond, generating a positive charge at a new position (see Chapters 11, 15):



Whether formed by pathway 3 or 4, the new carbocation normally reacts further in an effort to stabilize itself, usually by pathway 1 or 2. However, **20** can add to another alkene molecule, and this product can add to still another, and so on. This is one of the mechanisms for vinyl polymerization.

CARBANIONS

Stability and Structure⁹⁹

An *organometallic compound* is a compound that contains a bond between a carbon atom and a metal atom. Many such compounds are known, and organometallic chemistry is a very large area, occupying a borderline region between organic and inorganic chemistry. Many carbon–metal bonds (e.g., carbon–mercury bonds)

⁹⁷Vrcek, V.; Saunders, M.; Kronja, O. *J. Am. Chem. Soc.* **2004**, *126*, 13703.

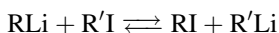
⁹⁸Kronja, O.; Kohli, T.-P.; Mayr, H.; Saunders, M. *J. Am. Chem. Soc.* **2000**, *122*, 8067.

⁹⁹For monographs, see Buncl, E.; Durst, T. *Comprehensive Carbanion Chemistry*, pts. A, B, and C; Elsevier, NY, **1980**, **1984**, **1987**; Bates, R.B.; Ogle, C.A. *Carbanion Chemistry*, Springer, NY, **1983**; Stowell, J.C. *Carbanions in Organic Synthesis*, Wiley, NY, **1979**; Cram, D.J. *Fundamentals of Carbanion Chemistry*, Academic Press, NY, **1965**. For reviews, see Staley, S.W. *React. Intermed. (Wiley)* **1985**, *3*, 19; Staley, S.W.; Dustman, C.K. *React. Intermed. (Wiley)* **1981**, *2*, 15; le Noble, W.J. *React. Intermed. (Wiley)* **1978**, *1*, 27; Solov'yanov, A.A.; Beletskaya, I.P. *Russ. Chem. Rev.* **1978**, *47*, 425; Isaacs, N.S. *Reactive Intermediates in Organic Chemistry*, Wiley, NY, **1974**, pp. 234–293; Kaiser, E.M.; Slocum, D.W., in McManus, S.P. *Organic Reactive Intermediates*, Academic Press, NY, **1973**, pp. 337–422; Ebel, H.F. *Fortchr. Chem. Forsch.* **1969**, *12*, 387; Cram, D.J. *Surv. Prog. Chem.* **1968**, *4*, 45; Reutov, O.A.; Beletskaya, I.P. *Reaction Mechanisms of Organometallic Compounds*, North Holland Publishing Co, Amsterdam, The Netherlands, **1968**, pp. 1–64; Streitwieser Jr., A.; Hammons, J.H. *Prog. Phys. Org. Chem.* **1965**, *3*, 41. For reviews of nmr spectra of carbanions, see Young, R.N. *Prog. Nucl. Magn. Reson. Spectrosc.* **1979**, *12*, 261. For a review of dicarbanions, see Thompson, C.M.; Green, D.L.C. *Tetrahedron* **1991**, *47*, 4223.

are undoubtedly covalent, but in bonds between carbon and the more active metals the electrons are closer to the carbon. Whether the position of the electrons in a given bond is close enough to the carbon to justify calling the bond ionic and the carbon moiety a carbanion depends on the metal, on the structure of the carbon moiety, and on the solvent and in some cases is a matter of speculation. In this section, we discuss carbanions with little reference to the metal. In the next section, we will deal with the structures of organometallic compounds.

By definition, every carbanion possesses an unshared pair of electrons and is therefore a base. When a carbanion accepts a proton, it is converted to its conjugate acid (see Chapter 8). The stability of the carbanion is directly related to the strength of the conjugate acid. The weaker the acid, the greater the base strength and the lower the stability of the carbanion.¹⁰⁰ By stability here we mean stability toward a proton donor; the lower the stability, the more willing the carbanion is to accept a proton from any available source, and hence to end its existence as a carbanion. Thus the determination of the order of stability of a series of carbanions is equivalent to a determination of the order of strengths of the conjugate acids, and one can obtain information about relative carbanion stability from a table of acid strengths like Table 8.1.

Unfortunately, it is not easy to measure acid strengths of very weak acids like the conjugate acids of simple unsubstituted carbanions. There is little doubt that these carbanions are very unstable in solution, and in contrast to the situation with carbocations, efforts to prepare solutions in which carbanions, such as ethyl or isopropyl, exist in a relatively free state have not yet been successful. Nor has it been possible to form these carbanions in the gas phase. Indeed, there is evidence that simple carbanions, such as ethyl and isopropyl, are unstable toward loss of an electron, which converts them to radicals.¹⁰¹ Nevertheless, there have been several approaches to the problem. Applequist and O'Brien¹⁰² studied the position of equilibrium for the reaction



in ether and ether-pentane. The reasoning in these experiments was that the R group that forms the more stable carbanion would be more likely to be bonded to lithium than to iodine. Carbanion stability was found to be in this order: vinyl > phenyl > cyclopropyl > ethyl > *n*-propyl > isobutyl > neopentyl > cyclobutyl > cyclopentyl. In a somewhat similar approach, Dessy and co-workers¹⁰³ treated a

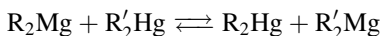
¹⁰⁰For a monograph on hydrocarbon acidity, see Reutov, O.A.; Beletskaya, I.P.; Butin, K.P. *CH-Acids*; Pergamon: Elmsford, NY, 1978. For a review, see Fischer, H.; Rewicki, D. *Prog. Org. Chem.* **1968**, 7, 116.

¹⁰¹See Graul, S.T.; Squires, R.R. *J. Am. Chem. Soc.* **1988**, 110, 607; Schleyer, P.v.R.; Spitznagel, G.W.; Chandrasekhar, J. *Tetrahedron Lett.* **1986**, 27, 4411.

¹⁰²Applequist, D.E.; O'Brien, D.F. *J. Am. Chem. Soc.* **1963**, 85, 743.

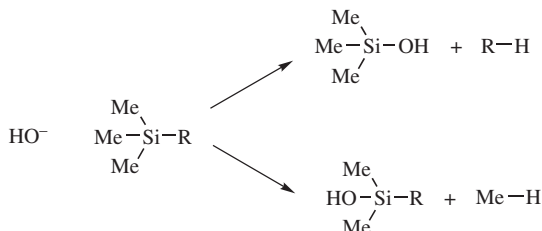
¹⁰³Dessy, R.E.; Kitching, W.; Psarras, T.; Salinger, R.; Chen, A.; Chivers, T. *J. Am. Chem. Soc.* **1966**, 88, 460.

number of alkylmagnesium compounds with a number of alkylmercury compounds in tetrahydrofuran (THF), setting up the equilibrium



where the group of greater carbanion stability is linked to magnesium. The carbanion stability determined this way was in the order phenyl > vinyl > cyclopropyl > methyl > ethyl > isopropyl. The two stability orders are in fairly good agreement, and they show that stability of simple carbanions decreases in the order methyl > primary > secondary. It was not possible by the experiments of Dessy and co-workers to determine the position of *tert*-butyl, but there seems little doubt that it is still less stable. We can interpret this stability order solely as a consequence of the field effect since resonance is absent. The electron-donating alkyl groups of isopropyl result in a greater negative charge density at the central carbon atom (compared with methyl), thus decreasing its stability. The results of Applequist and O'Brien show that β branching also decreases carbanion stability. Cyclopropyl occupies an apparently anomalous position, but this is probably due to the large amount of *s* character in the carbanionic carbon (see p. 254).

A different approach to the problem of hydrocarbon acidity, and hence carbanion stability is that of Shatenshtein and co-workers, who treated hydrocarbons with deuterated potassium amide and measured the rates of hydrogen exchange.¹⁰⁴ The experiments did not measure *thermodynamic* acidity, since rates were measured, not positions of equilibria. They measured *kinetic* acidity, that is, which compounds gave up protons most rapidly (see p. 307 for the distinction between thermodynamic and kinetic control of product). Measurements of rates of hydrogen exchange enable one to compare acidities of a series of acids against a given base even where the positions of the equilibria cannot be measured because they lie too far to the side of the starting materials, that is, where the acids are too weak to be converted to their conjugate bases in measurable amounts. Although the correlation between thermodynamic and kinetic acidity is far from perfect,¹⁰⁵ the results of the rate measurements, too, indicated that the order of carbanion stability is methyl > primary > secondary > tertiary.¹⁰⁴



¹⁰⁴For reviews, see Jones, J.R. *Surv. Prog. Chem.* **1973**, 6, 83; Shatenshtein, A.I.; Shapiro, I.O. *Russ. Chem. Rev.* **1968**, 37, 845.

¹⁰⁵For example, see Bordwell, F.G.; Matthews, W.S.; Vanier, N.R. *J. Am. Chem. Soc.* **1975**, 97, 442.

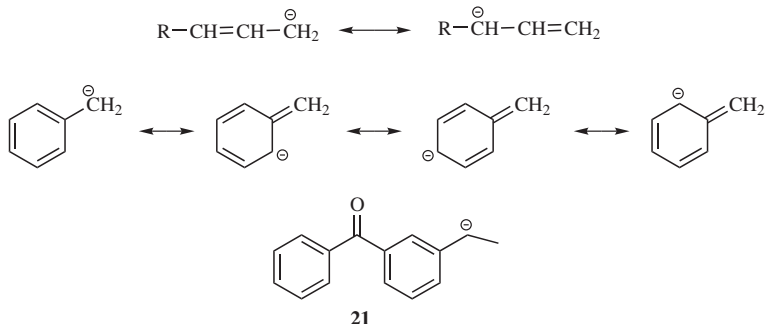
However, experiments in the gas phase gave different results. In reactions of OH^- with alkyltrimethylsilanes, it is possible for either R or Me to cleave. Since the R or Me comes off as a carbanion or incipient carbanion, the product ratio RH/MeH can be used to establish the relative stabilities of various R groups. From these experiments a stability order of neopentyl > cyclopropyl > *tert*-butyl > *n*-propyl > methyl > isopropyl > ethyl was found.¹⁰⁶ On the other hand, in a different kind of gas-phase experiment, Graul and Squires were able to observe CH_3^- ions, but not the ethyl, isopropyl, or *tert*-butyl ions.¹⁰⁷

Many carbanions are far more stable than the simple kind mentioned above. The increased stability is due to certain structural features:

1. Conjugation of the Unshared Pair with an Unsaturated Bond:



In cases where a double or triple bond is located α to the carbanionic carbon, the ion is stabilized by resonance in which the unshared pair overlaps with the π electrons of the double bond. This factor is responsible for the stability of the allylic¹⁰⁸ and benzylic¹⁰⁹ types of carbanions:



Diphenylmethyl and triphenylmethyl anions are still more stable and can be kept in solution indefinitely if water is rigidly excluded.¹¹⁰

¹⁰⁶DePuy, C.H.; Gronert, S.; Barlow, S.E.; Bierbaum, V.M.; Damrauer, R. *J. Am. Chem. Soc.* **1989**, *111*, 1968. The same order (for *t*-Bu, Me, *i*Pr, and Et) was found in gas-phase cleavages of alkoxides (12-41): Tumas, W.; Foster, R.F.; Brauman, J.I. *J. Am. Chem. Soc.* **1984**, *106*, 4053.

¹⁰⁷Graul, S.T.; Squires, R.R. *J. Am. Chem. Soc.* **1988**, *110*, 607.

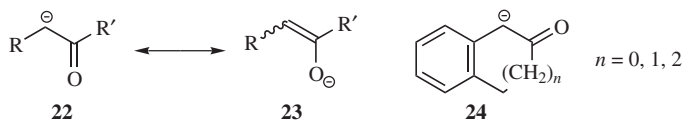
¹⁰⁸For a review of allylic anions, see Richey, Jr., H.G., in Zabicky, J. *The Chemistry of Alkenes*, Vol. 2, Wiley, NY, **1970**, pp. 67-77.

¹⁰⁹Although benzylic carbanions are more stable than the simple alkyl type, they have not proved stable enough for isolation so far. The benzyl carbanion has been formed and studied in submicrosecond times; Bockrath, B.; Dorfman, L.M. *J. Am. Chem. Soc.* **1974**, *96*, 5708.

¹¹⁰For a review of spectrophotometric investigations of this type of carbanion, see Buncel, E.; Menon, B., in Buncel, E.; Durst, T. *Comprehensive Carbanion Chemistry*, pts. A, B, and C, Elsevier, NY, **1980**, **1984**, **1987**, pp. 97-124.

Condensed aromatic rings fused to a cyclopentadienyl anion are known to stabilize the carbanion.¹¹¹ X-ray crystallographic structures have been obtained for Ph_2CH^- and Ph_3C^- enclosed in crown ethers.¹¹² Carbanion **21** has a lifetime of several minutes (hours in a freezer at -20°C) in dry THF.¹¹³

Where the carbanionic carbon is conjugated with a carbon–oxygen or carbon–nitrogen multiple bond ($\text{Y} = \text{O}$ or N), the stability of the ion is greater than that of the triarylmethyl anions, since these electronegative atoms are better capable of bearing a negative charge than carbon. However, it is questionable whether ions of this type should be called carbanions at all, since



in the case of enolate ions, for example, **23** contributes more to the hybrid than **22** although such ions react more often at the carbon than at the oxygen. In benzylic enolate anions such as **24**, the conformation of the enolate can be coplanar with the aromatic ring or bent out of plane if the strain is too great.¹¹⁴ Enolate ions can also be kept in stable solutions. In the case of carbanions at a carbon α - to a nitrile, the “enolate” resonance form would be a ketene imine nitrane, but the existence of this species has been called into question.¹¹⁵ A nitro group is particularly effective in stabilizing a negative charge on an adjacent carbon, and the anions of simple nitro alkanes can exist in water. Thus $\text{p}K_{\text{a}}$ for nitromethane is 10.2. Dinitromethane is even more acidic ($\text{p}K_{\text{a}} = 3.6$).

In contrast to the stability of cyclopropylmethyl cations (p. 241), the cyclopropyl group exerts only a weak stabilizing effect on an adjacent carbanionic carbon.¹¹⁶

By combining a very stable carbanion with a very stable carbocation, Okamoto and co-workers¹¹⁷ were able to isolate the salt **25**, as well as several

¹¹¹Kinoshita, T.; Fujita, M.; Kaneko, H.; Takeuchi, K.-i.; Yoshizawa, K.; Yamabe, T. *Bull. Chem. Soc. Jpn.* **1998**, *71*, 1145.

¹¹²Olmstead, M.M.; Power, P.P. *J. Am. Chem. Soc.* **1985**, *107*, 2174.

¹¹³Laferrriere, M.; Sanrame, C.N.; Scaiano, J.C. *Org. Lett.* **2004**, *6*, 873.

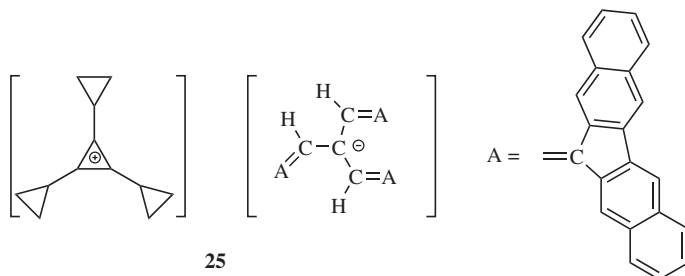
¹¹⁴Eldin, S.; Whalen, D.L.; Pollack, R.M. *J. Org. Chem.* **1993**, *58*, 3490.

¹¹⁵Abbotto, A.; Bradamanti, S.; Pagani, G.A. *J. Org. Chem.* **1993**, *58*, 449.

¹¹⁶Perkins, M.J.; Peynircioglu, N.B. *Tetrahedron* **1985**, *41*, 225.

¹¹⁷Okamoto, K.; Kitagawa, T.; Takeuchi, K.; Komatsu, K.; Kinoshita, T.; Aonuma, S.; Nagai, M.; Miyabo, A. *J. Org. Chem.* **1990**, *55*, 996. See also, Okamoto, K.; Kitagawa, T.; Takeuchi, K.; Komatsu, K.; Miyabo, A. *J. Chem. Soc. Chem. Commun.* **1988**, 923.

similar salts, as stable solids. These are salts that consist entirely of carbon and hydrogen.

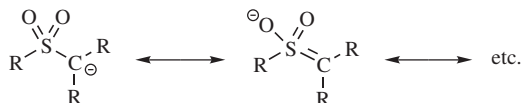


2. *Carbanions Increase in Stability with an Increase in the Amount of s Character at the Carbanionic Carbon.* Thus the order of stability is



Acetylene, where the carbon is sp hybridized with 50% s character, is much more acidic than ethylene¹¹⁸ (sp^2 , 33% s), which in turn is more acidic than ethane, with 25% s character. Increased s character means that the electrons are closer to the nucleus and hence of lower energy. As previously mentioned, cyclopropyl carbanions are more stable than methyl, owing to the larger amount of s character as a result of strain (see p. 218).

3. *Stabilization by Sulfur¹¹⁹ or Phosphorus.* Attachment to the carbanionic carbon of a sulfur or phosphorus atom causes an increase in carbanion stability, although the reasons for this are in dispute. One theory is that there is overlap of the unshared pair with an empty d orbital¹²⁰ ($p\pi-d\pi$ bonding, see p. 52). For example, a carbanion containing the SO_2R group would be written



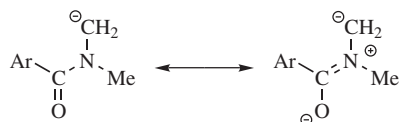
¹¹⁸For a review of vinylic anions, see Richey, Jr., H.G., in Zabicky, J. *The Chemistry of Alkenes*, Vol. 2, Wiley, NY, **1970**, pp. 49–56.

¹¹⁹For reviews of sulfur-containing carbanions, see Oae, S.; Uchida, Y., in Patai, S.; Rappoport, Z.; Stirling, C. *The Chemistry of Sulphones and Sulphoxides*, Wiley, NY, **1988**, pp. 583–664; Wolfe, S., in Bernardi, F.; Csizmadia, I.G.; Mangini, A. *Organic Sulfur Chemistry*, Elsevier, NY, **1985**, pp. 133–190; Block, E. *Reactions of Organosulfur Compounds*; Academic Press, NY, **1978**, pp. 42–56; Durst, T.; Viau, R. *Intra-Sci. Chem. Rep.* **1973**, 7 (3), 63. For a review of selenium-stabilized carbanions, see Reich, H.J., in Liotta, D.C. *Organoselenium Chemistry*, Wiley, NY, **1987**, pp. 243–276.

¹²⁰For support for this theory, see Wolfe, S.; LaJohn, L.A.; Bernardi, F.; Mangini, A.; Tonachini, G. *Tetrahedron Lett.* **1983**, 24, 3789; Wolfe, S.; Stolow, A.; LaJohn, L.A. *Tetrahedron Lett.* **1983**, 24, 4071.

However, there is evidence against *d*-orbital overlap; and the stabilizing effects have been attributed to other causes.¹²¹ In the case of a PhS substituent, carbanion stabilization is thought to be due to a combination of the inductive and polarizability effects of the group, and *d*-*p* π resonance and negative hyperconjugation play a minor role, if any.¹²² An α silicon atom also stabilizes carbanions.¹²³

4. *Field Effects.* Most of the groups that stabilize carbanions by resonance effects (either the kind discussed in 1 above or the kind discussed in paragraph 3) have electron-withdrawing field effects and thereby stabilize the carbanion further by spreading the negative charge, although it is difficult to separate the field effect from the resonance effect. However, in a nitrogen ylid $R_3N^+-CR_2$ (see p. 54), where a positive nitrogen is adjacent to the negatively charged carbon, only the field effect operates. Ylids are more stable than the corresponding simple carbanions. Carbanions are stabilized by a field effect if there is any heteroatom (O, N, or S) connected to the carbanionic carbon, provided that the heteroatom bears a positive charge in at least one important canonical form,¹²⁴ for example,



5. *Certain Carbanions are Stable because they are Aromatic* (see the cyclopentadienyl anion p. 63, and other aromatic anions in Chapter 2).
6. *Stabilization by a Nonadjacent π Bond.*¹²⁵ In contrast to the situation with carbocations (see pp. 450–455), there have been fewer reports of carbanions stabilized by interaction with a nonadjacent π bond. One that may be mentioned is **17**, formed when optically active camphenilone (**15**) was treated with a strong base (potassium *tert*-butoxide).¹²⁶ That **17** was truly formed was

¹²¹Bernardi, F.; Csizmadia, I.G.; Mangini, A.; Schlegel, H.B.; Whangbo, M.; Wolfe, S. *J. Am. Chem. Soc.* **1975**, *97*, 2209; Lehn, J.M.; Wipff, G. *J. Am. Chem. Soc.* **1976**, *98*, 7498; Borden, W.T.; Davidson, E.R.; Andersen, N.H.; Denniston, A.D.; Epiotis, N.D. *J. Am. Chem. Soc.* **1978**, *100*, 1604; Bernardi, F.; Bottoni, A.; Venturini, A.; Mangini, A. *J. Am. Chem. Soc.* **1986**, *108*, 8171.

¹²²Bernasconi, C.F.; Kittredge, K.W. *J. Org. Chem.* **1998**, *63*, 1944.

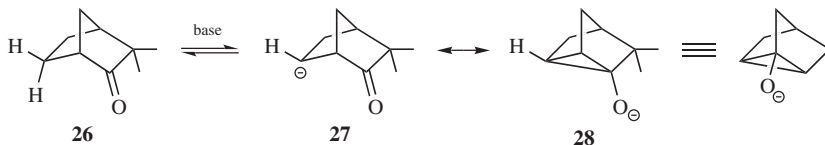
¹²³Wetzel, D.M.; Brauman, J.I. *J. Am. Chem. Soc.* **1988**, *110*, 8333.

¹²⁴For a review of such carbanions, see Beak, P.; Reitz, D.B. *Chem. Rev.* **1978**, *78*, 275. See also, Rondan, N.G.; Houk, K.N.; Beak, P.; Zajdel, W.J.; Chandrasekhar, J.; Schleyer, P.v.R. *J. Org. Chem.* **1981**, *46*, 4108.

¹²⁵For reviews, see Werstiuk, N.H. *Tetrahedron* **1983**, *39*, 205; Hunter, D.H.; Stothers, J.B.; Warnhoff, E.W., in de Mayo, P. *Rearrangements in Ground and Excited States*, Vol. 1, Academic Press, NY, **1980**, pp. 410–437.

¹²⁶Nickon, A.; Lambert, J.L. *J. Am. Chem. Soc.* **1966**, *88*, 1905. Also see, Brown, J.M.; Ocolowitz, J.L. *Chem. Commun.* **1965**, 376; Grutzner, J.B.; Winstein, S. *J. Am. Chem. Soc.* **1968**, *90*, 6562; Staley, S.W.; Reichard, D.W. *J. Am. Chem. Soc.* **1969**, *91*, 3998; Miller, B. *J. Am. Chem. Soc.* **1969**, *91*, 751; Werstiuk, N.H.; Yeroushalmi, S.; Timmins, G. *Can. J. Chem.* **1983**, *61*, 1945; Lee, R.E.; Squires, R.R. *J. Am. Chem. Soc.* **1986**, *108*, 5078; Peiris, S.; Ragauskas, A.J.; Stothers, J.B. *Can. J. Chem.* **1987**, *65*, 789; Shiner, C.S.; Berks, A.H.; Fisher, A.M. *J. Am. Chem. Soc.* **1988**, *110*, 957.

shown by the following facts: (1) A proton was abstracted: ordinary



CH_2 groups are not acidic enough for this base; (2) recovered **26** was racemized: **28** is symmetrical and can be attacked equally well from either side; (3) when the experiment was performed in deuterated solvent, the rate of deuterium uptake was equal to the rate of racemization; and (4) recovered **26** contained up to three atoms of deuterium per molecule, although if **27** were the only ion, no more than two could be taken up. Ions of this type, in which a negatively charged carbon is stabilized by a carbonyl group two carbons away, are called *homoenolate ions*.

Overall, functional groups in the α position stabilize carbanions in the following order: $\text{NO}_2 > \text{RCO} > \text{COOR} > \text{SO}_2 > \text{CN} \sim \text{CONH}_2 > \text{Hal} > \text{H} > \text{R}$.

It is unlikely that free carbanions exist in solution. Like carbocations, they usually exist as either ion pairs or they are solvated.¹²⁷ Among experiments that demonstrated this was the treatment of $\text{PhCOCHMe}^- \text{M}^+$ with ethyl iodide, where M^+ was Li^+ , Na^+ , or K^+ . The half-lives of the reaction were¹²⁸ for Li, 31×10^{-6} ; Na, 0.39×10^{-6} ; and K, 0.0045×10^{-6} , demonstrating that the species involved were not identical. Similar results¹²⁹ were obtained with Li, Na, and Cs triphenylmethides $\text{Ph}_3\text{C}^- \text{M}^+$.¹³⁰ Where ion pairs are unimportant, carbanions are solvated. Cram⁹⁹ has demonstrated solvation of carbanions in many solvents. There may be a difference in the structure of a carbanion depending on whether it is free (e.g., in the gas phase) or in solution. The negative charge may be more

¹²⁷For reviews of carbanion pairs, see Hogen-Esch, T.E. *Adv. Phys. Org. Chem.* **1977**, *15*, 153; Jackman, L.M.; Lange, B.C. *Tetrahedron* **1977**, *33*, 2737. See also, Laube, T. *Acc. Chem. Res.* **1995**, *28*, 399.

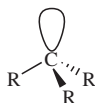
¹²⁸Zook, H.D.; Gumby, W.L. *J. Am. Chem. Soc.* **1960**, *82*, 1386.

¹²⁹Solov'yanov, A.A.; Karpyuk, A.D.; Beletskaya, I.P.; Reutov, O.A. *J. Org. Chem. USSR* **1981**, *17*, 381. See also, Solov'yanov, A.A.; Beletskaya, I.P.; Reutov, O.A. *J. Org. Chem. USSR* **1983**, *19*, 1964.

¹³⁰For other evidence for the existence of carbanionic pairs, see Hogen-Esch, T.E.; Smid, J. *J. Am. Chem. Soc.* **1966**, *88*, 307, 318; **1969**, *91*, 4580; Abatjoglou, A.G.; Eliel, E.L.; Kuyper, L.F. *J. Am. Chem. Soc.* **1977**, *99*, 8262; Solov'yanov, A.A.; Karpyuk, A.D.; Beletskaya, I.P.; Reutov, V.M. *Doklad. Chem.* **1977**, *237*, 668; DePalma, V.M.; Arnett, E.M. *J. Am. Chem. Soc.* **1978**, *100*, 3514; Buncel, E.; Menon, B. *J. Org. Chem.* **1979**, *44*, 317; O'Brien, D.H.; Russell, C.R.; Hart, A.J. *J. Am. Chem. Soc.* **1979**, *101*, 633; Streitwieser, Jr., A.; Shen, C.C.C. *Tetrahedron Lett.* **1979**, 327; Streitwieser, Jr., A. *Acc. Chem. Res.* **1984**, *17*, 353.

localized in solution in order to maximize the electrostatic attraction to the counterion.¹³¹

The structure of simple unsubstituted carbanions is not known with certainty since they have not been isolated, but it seems likely that the central carbon is sp^3 hybridized, with the unshared pair occupying one apex of the tetrahedron. Carbanions would thus have pyramidal structures similar to those of amines.



The methyl anion CH_3^- has been observed in the gas phase and reported to have a pyramidal structure.¹³² If this is a general structure for carbanions, then any carbanion in which the three R groups are different should be chiral and reactions in which it is an intermediate should give retention of configuration. Attempts have been made to demonstrate this, but without success.¹³³ A possible explanation is that pyramidal inversion takes place here, as in amines, so that the unshared pair and the central carbon rapidly oscillate from one side of the plane to the other. There is, however, other evidence for the sp^3 nature of the central carbon and for its tetrahedral structure. Carbons at bridgeheads, although extremely reluctant to undergo reactions in which they must be converted to carbocations, undergo with ease reactions in which they must be carbanions and stable bridgehead carbanions are known.¹³⁴ Also, reactions at vinylic carbons proceed with retention,¹³⁵ indicating that the intermediate **29** has sp^2 hybridization and not the sp hybridization that would be expected in the analogous carbocation. A cyclopropyl anion can also hold its configuration.¹³⁶



¹³¹See Schade, C.; Schleyer, P.v.R.; Geissler, M.; Weiss, E. *Angew. Chem. Int. Ed.* **1986**, *21*, 902.

¹³²Ellison, G.B.; Engelking, P.C.; Lineberger, W.C. *J. Am. Chem. Soc.* **1978**, *100*, 2556.

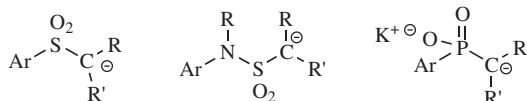
¹³³Retention of configuration has never been observed with simple carbanions. Cram has obtained retention with carbanions stabilized by resonance. However, these carbanions are known to be planar or nearly planar, and retention was caused by asymmetric solvation of the planar carbanions (see p. \$\$\$).

¹³⁴For other evidence that carbanions are pyramidal, see Streitwieser, Jr., A.; Young, W.R. *J. Am. Chem. Soc.* **1969**, *91*, 529; Peoples, P.R.; Grutzner, J.B. *J. Am. Chem. Soc.* **1980**, *102*, 4709.

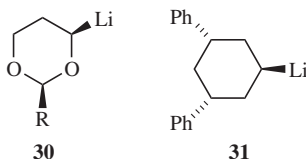
¹³⁵Curtin, D.Y.; Harris, E.E. *J. Am. Chem. Soc.* **1951**, *73*, 2716, 4519; Braude, E.A.; Coles, J.A. *J. Chem. Soc.* **1951**, 2078; Nesmeyanov, A.N.; Borisov, A.E. *Tetrahedron* **1957**, *1*, 158. Also see, Miller, S.I.; Lee, W.G. *J. Am. Chem. Soc.* **1959**, *81*, 6313; Hunter, D.H.; Cram, D.J. *J. Am. Chem. Soc.* **1964**, *86*, 5478; Walborsky, H.M.; Turner, L.M. *J. Am. Chem. Soc.* **1972**, *94*, 2273; Arnett, J.F.; Walborsky, H.M. *J. Org. Chem.* **1972**, *37*, 3678; Feit, B.; Melamed, U.; Speer, H.; Schmidt, R.R. *J. Chem. Soc. Perkin Trans. 1* **1984**, 775; Chou, P.K.; Kass, S.R. *J. Am. Chem. Soc.* **1991**, *113*, 4357.

¹³⁶Walborsky, H.M.; Motes, J.M. *J. Am. Chem. Soc.* **1970**, *92*, 2445; Motes, J.M.; Walborsky, H.M. *J. Am. Chem. Soc.* **1970**, *92*, 3697; Boche, G.; Harms, K.; Marsch, M. *J. Am. Chem. Soc.* **1988**, *110*, 6925. For a monograph on cyclopropyl anions, cations, and radicals, see Boche, G.; Walborsky, H.M. *Cyclopropane Derived Reactive Intermediates*, Wiley, NY, **1990**. For a review, see Boche, G.; Walborsky, H.M., in Rappoport, Z. *The Chemistry of the Cyclopropyl Group*, pt. 1, Wiley, NY, **1987**, pp. 701–808 (the monograph includes and updates the review).

Carbanions in which the negative charge is stabilized by resonance involving overlap of the unshared-pair orbital with the π electrons of a multiple bond are essentially planar, as would be expected by the necessity for planarity in resonance, although unsymmetrical solvation or ion-pairing effects may cause the structure to deviate somewhat from true planarity.¹³⁷ Cram and co-workers showed that where chiral carbanions possessing this type of resonance are generated, retention, inversion, or racemization can result, depending on the solvent (see p. 759). This result is explained by unsymmetrical solvation of planar or near-planar carbanions. However, some carbanions that are stabilized by adjacent sulfur or phosphorus, for example,



are inherently chiral, since retention of configuration is observed where they are generated, even in solvents that cause racemization or inversion with other carbanions.¹³⁸ It is known that in THF, PhCH(Li)Me behaves as a prochiral entity,¹³⁹ and **30** has been prepared as an optically pure α -alkoxylithium reagent.¹⁴⁰ Cyclohexyllithium **31** shows some configurational stability, and it is known that isomerization is slowed by an increase in the strength of lithium coordination and by an increase in solvent polarity.¹⁴¹ It is known that a vinyl anion is configurationally stable whereas a vinyl radical is not. This is due to the instability of the radical anion that must be an intermediate for conversion of one isomer of vinyl lithium to the other.¹⁴² The configuration about the carbanionic carbon, at least for some of the α -sulfonyl carbanions, seems to be planar,¹⁴³ and the inherent chirality is caused by lack of rotation about the C—S bond.¹⁴⁴



¹³⁷ See the discussion, in Cram, D.J. *Fundamentals of Carbanion Chemistry*, Academic Press, NY, **1965**, pp. 85–105.

¹³⁸ Cram, D.J.; Wingrove, A.S. *J. Am. Chem. Soc.* **1962**, *84*, 1496; Goering, H.L.; Towns, D.L.; Dittmer, B. *J. Org. Chem.* **1962**, *27*, 736; Corey, E.J.; Lowry, T.H. *Tetrahedron Lett.* **1965**, 803; Bordwell, F.G.; Phillips, D.D.; Williams, Jr., J.M. *J. Am. Chem. Soc.* **1968**, *90*, 426; Annunziata, R.; Cinquini, M.; Colonna, S.; Cozzi, F. *J. Chem. Soc. Chem. Commun.* **1981**, 1005; Chassaing, G.; Marquet, A.; Corset, J.; Froment, F. *J. Organomet. Chem.* **1982**, *232*, 293. For a discussion, see Cram, D.J. *Fundamentals of Carbanion Chemistry*, Academic Press, NY, **1965**, pp. 105–113. Also see Hirsch, R.; Hoffmann, R.W. *Chem. Ber.* **1992**, *125*, 975.

¹³⁹ Hoffmann, R.W.; Rühl, T.; Chemla, F.; Zahneisen, T. *Liebigs Ann. Chem.* **1992**, 719.

¹⁴⁰ Rychnovsky, S.D.; Plzak, K.; Pickering, D. *Tetrahedron Lett.* **1994**, *35*, 6799.

¹⁴¹ Reich, H.J.; Medina, M.A.; Bowe, M.D. *J. Am. Chem. Soc.* **1992**, *114*, 11003.

¹⁴² Jenkins, P.R.; Symons, M.C.R.; Booth, S.E.; Swain, C.J. *Tetrahedron Lett.* **1992**, *33*, 3543.

¹⁴³ Boche, G.; Marsch, M.; Harms, K.; Sheldrick, G.M. *Angew. Chem. Int. Ed.* **1985**, *24*, 573; Gais, H.; Müller, J.; Vollhardt, J.; Lindner, H.J. *J. Am. Chem. Soc.* **1991**, *113*, 4002. For a contrary view, see Trost, B.M.; Schmuft, N.R. *J. Am. Chem. Soc.* **1985**, *107*, 396.

¹⁴⁴ Grossert, J.S.; Hoyle, J.; Cameron, T.S.; Roe, S.P.; Vincent, B.R. *Can. J. Chem.* **1987**, *65*, 1407.

The Structure of Organometallic Compounds¹⁴⁵

Whether a carbon–metal bond is ionic or polar-covalent is determined chiefly by the electronegativity of the metal and the structure of the organic part of the molecule. Ionic bonds become more likely as the negative charge on the metal-bearing carbon is decreased by resonance or field effects. Thus the sodium salt of acetoacetic ester has a more ionic carbon–sodium bond than methylsodium.

Most organometallic bonds are polar-covalent. Only the alkali metals have electronegativities low enough to form ionic bonds with carbon, and even here the behavior of lithium alkyls shows considerable covalent character. The simple alkyls and aryls of sodium, potassium, rubidium, and cesium¹⁴⁶ are nonvolatile solids¹⁴⁷ insoluble in benzene or other organic solvents, while alkyllithium reagents are soluble, although they too are generally nonvolatile solids. Alkyllithium reagents do not exist as monomeric species in hydrocarbon solvents or ether.¹⁴⁸ In benzene and cyclohexane, freezing-point-depression studies have shown that alkyllithium reagents are normally hexameric unless steric interactions favor tetrameric aggregates.¹⁴⁹ The NMR studies, especially measurements of ¹³C–⁶Li coupling, have also shown aggregation in hydrocarbon solvents.¹⁵⁰ Boiling-point-elevation studies have been performed in ether solutions, where alkyllithium reagents exist in two- to fivefold aggregates.¹⁵¹ Even in the gas phase¹⁵² and in

¹⁴⁵For a monograph, see Elschenbroich, C.; Salzer, A. *Organometallics*, VCH, NY, **1989**. For reviews, see Oliver, J.P., in Hartley, F.R.; Patai, S. *The Chemistry of the Metal–Carbon Bond*, Vol. 2, Wiley, NY, **1985**, pp. 789–826; Coates, G.E.; Green, M.L.H.; Wade, K. *Organometallic Compounds*, 3rd ed., Vol. 1; Methuen: London, **1967**. For a review of the structures of organodialkali compounds, see Grovenstein, Jr., E., in Buncl, E.; Durst, T. *Comprehensive Carbanion Chemistry*, pt. C, Elsevier, NY, **1987**, pp. 175–221.

¹⁴⁶For a review of X-ray crystallographic studies of organic compounds of the alkali metals, see Schade, C.; Schleyer, P.v.R. *Adv. Organomet. Chem.* **1987**, *27*, 169.

¹⁴⁷X-ray crystallography of potassium, rubidium, and cesium methyls shows completely ionic crystal lattices: Weiss, E.; Sauermann, G. *Chem. Ber.* **1970**, *103*, 265; Weiss, E.; Köster, H. *Chem. Ber.* **1977**, *110*, 717.

¹⁴⁸For reviews of the structure of alkyllithium compounds, see Setzer, W.N.; Schleyer, P.v.R. *Adv. Organomet. Chem.* **1985**, *24*, 353; Schleyer, P.v.R. *Pure Appl. Chem.* **1984**, *56*, 151; Brown, T.L. *Pure Appl. Chem.* **1970**, *23*, 447, *Adv. Organomet. Chem.* **1965**, *3*, 365; Kovrizhnykh, E.A.; Shatenshtein, A.I. *Russ. Chem. Rev.* **1969**, *38*, 840. For reviews of the structures of lithium enolates and related compounds, see Boche, G. *Angew. Chem. Int. Ed.* **1989**, *28*, 277; Seebach, D. *Angew. Chem. Int. Ed.* **1988**, *27*, 1624. For a review of the use of nmr to study these structures, see Günther, H.; Moskau, D.; Bast, P.; Schmalz, D. *Angew. Chem. Int. Ed.* **1987**, *26*, 1212. For monographs on organolithium compounds, see Wakefield, B.J. *Organolithium Methods*, Academic Press, NY, **1988**, *The Chemistry of Organolithium Compounds*, Pergamon, Elmsford, NY, **1974**.

¹⁴⁹Lewis, H.L.; Brown, T.L. *J. Am. Chem. Soc.* **1970**, *92*, 4664; Brown, T.L.; Rogers, M.T. *J. Am. Chem. Soc.* **1957**, *79*, 1859; Weiner, M.A.; Vogel, G.; West, R. *Inorg. Chem.* **1962**, *1*, 654.

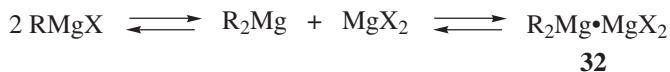
¹⁵⁰Fraenkel, G.; Henrichs, M.; Hewitt, M.; Su, B.M. *J. Am. Chem. Soc.* **1984**, *106*, 255; Thomas, R.D.; Jensen, R.M.; Young, T.C. *Organometallics* **1987**, *6*, 565. See also, Kaufman, M.J.; Gronert, S.; Streitwieser, Jr., A. *J. Am. Chem. Soc.* **1988**, *110*, 2829.

¹⁵¹Wittig, G.; Meyer, F.J.; Lange, G. *Liebigs Ann. Chem.* **1951**, *571*, 167. See also, McGarrity, J.F.; Ogle, C.A. *J. Am. Chem. Soc.* **1985**, *107*, 1805; Bates, T.F.; Clarke, M.T.; Thomas, R.D. *J. Am. Chem. Soc.* **1988**, *110*, 5109.

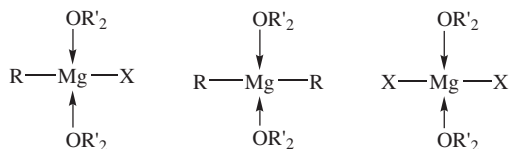
¹⁵²Brown, T.L.; Dickerhoof, D.W.; Bafus, D.A. *J. Am. Chem. Soc.* **1962**, *84*, 1371; Chinn, Jr., J.W.; Lagow, R.L. *Organometallics* **1984**, *3*, 75; Playšić, D.; Srzić, D.; Klasinc, L. *J. Phys. Chem.* **1986**, *90*, 2075.

the solid state,¹⁵³ alkyllithium reagents exist as aggregates. X-ray crystallography has shown that methyl lithium has the same tetrahedral structure in the solid state as in ether solution.¹⁵³ However, *tert*-butyllithium is monomeric in THF, although dimeric in ether and tetrameric in hydrocarbon solvents.¹⁵⁴ Neopentyllithium exists as a mixture of monomers and dimers in THF.¹⁵⁵

The C—Mg bond in Grignard reagents is covalent and not ionic. The actual structure of Grignard reagents in solution has been a matter of much controversy over the years.¹⁵⁶ In 1929, it was discovered¹⁵⁷ that the addition of dioxane to an ethereal Grignard solution precipitates all the magnesium halide and leaves a solution of R₂Mg in ether; that is, there can be no RMgX in the solution since there is no halide. The following equilibrium, now called the *Schlenk equilibrium*, was proposed as the composition of the Grignard solution:



in which **32** is a complex of some type. Much work has demonstrated that the Schlenk equilibrium actually exists and that the position of the equilibrium is dependent on the identity of R, X, the solvent, the concentration, and the temperature.¹⁵⁸ It has been known for many years that the magnesium in a Grignard solution, no matter whether it is RMgX, R₂Mg, or MgX₂, can coordinate with two molecules of ether in addition to the two covalent bonds:



Rundle and co-workers¹⁵⁹ performed X-ray diffraction studies on solid phenylmagnesium bromide dietherate and on ethylmagnesium bromide dietherate, which they obtained by cooling ordinary ethereal Grignard solutions until the

¹⁵³Dietrich, H. *Acta Crystallogr.* **1963**, *16*, 681; Weiss, E.; Lucken, E.A.C. *J. Organomet. Chem.* **1964**, *2*, 197; Weiss, E.; Sauer mann, G.; Thirase, G. *Chem. Ber.* **1983**, *116*, 74.

¹⁵⁴Bauer, W.; Winchester, W.R.; Schleyer, P.v.R. *Organometallics* **1987**, *6*, 2371.

¹⁵⁵Fraenkel, G.; Chow, A.; Winchester, W.R. *J. Am. Chem. Soc.* **1990**, *112*, 6190.

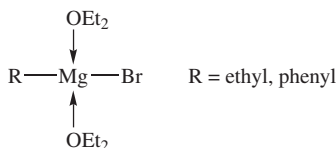
¹⁵⁶For reviews, see Ashby, E.C. *Bull. Soc. Chim. Fr.* **1972**, 2133; *Q. Rev. Chem. Soc.* **1967**, *21*, 259; Wakefield, B.J. *Organomet. Chem. Rev.* **1966**, *1*, 131; Bell, N.A. *Educ. Chem.* **1973**, 143.

¹⁵⁷Schlenk, W.; Schlenk Jr., W. *Ber.* **1929**, *62B*, 920.

¹⁵⁸See Parris, G.; Ashby, E.C. *J. Am. Chem. Soc.* **1971**, *93*, 1206; Salinger, R.M.; Mosher, H.S. *J. Am. Chem. Soc.* **1964**, *86*, 1782; Kirrmann, A.; Hamelin, R.; Hayes, S. *Bull. Soc. Chim. Fr.* **1963**, 1395.

¹⁵⁹Guggenberger, L.J.; Rundle, R.E. *J. Am. Chem. Soc.* **1968**, *90*, 5375; Stucky, G.; Rundle, R.E. *J. Am. Chem. Soc.* **1964**, *86*, 4825.

solids crystallized. They found that the structures were monomeric:



These solids still contained ether. When ordinary ethereal Grignard solutions¹⁶⁰ prepared from bromomethane, chloromethane, bromoethane, and chloroethane were evaporated at $\sim 100^\circ\text{C}$ under vacuum so that the solid remaining contained no ether, X-ray diffraction showed *no* RMgX , but a mixture of R_2Mg and MgX_2 .¹⁶¹ These results indicate that in the presence of ether $\text{RMgX}\cdot 2\text{Et}_2\text{O}$ is the preferred structure, while the loss of ether drives the Schlenk equilibrium to $\text{R}_2\text{Mg} + \text{MgX}_2$. However, conclusions drawn from a study of the solid materials do not necessarily apply to the structures in solution.

Boiling-point-elevation and freezing-point-depression measurements have demonstrated that in THF at all concentrations and in ether at low concentrations (up to $\sim 0.1\text{ M}$) Grignard reagents prepared from alkyl bromides and iodides are monomeric, that is, there are few or no molecules with two magnesium atoms.¹⁶² Thus, part of the Schlenk equilibrium is operating but not the other



part; that is, **32** is not present in measurable amounts. This was substantiated by ^{25}Mg NMR spectra of the ethyl Grignard reagent in THF, which showed the presence of three peaks, corresponding to EtMgBr , Et_2Mg , and MgBr_2 .¹⁶³ That the equilibrium between RMgX and R_2Mg lies far to the left for “ethylmagnesium bromide” in ether was shown by Smith and Becker, who mixed 0.1 M ethereal solutions of Et_2Mg and MgBr_2 and found that a reaction occurred with a heat evolution of 3.6 kcal mol^{-1} (15 kJ mol^{-1}) of Et_2Mg , and that the product was *monomeric* (by boiling-point-elevation measurements).¹⁶⁴ When either solution was added little by little to the other, there was a linear output of heat until almost a 1:1 molar ratio was reached. Addition of an excess of either reagent gave no further heat output. These results show that at least under some conditions the Grignard reagent is largely RMgX (coordinated with solvent) but that the equilibrium can be driven to R_2Mg by evaporation of all the ether or by addition of dioxane.

¹⁶⁰The constitution of alkylmagnesium chloride reagents in THF has been determined. See Sakamoto, S.; Imamoto, T.; Yamaguchi, K. *Org. Lett.* **2001**, 3, 1793.

¹⁶¹Weiss, E. *Chem. Ber.* **1965**, 98, 2805.

¹⁶²Ashby, E.C.; Smith, M.B. *J. Am. Chem. Soc.* **1964**, 86, 4363; Vreugdenhil, A.D.; Blomberg, C. *Recl. Trav. Chim. Pays-Bas* **1963**, 82, 453, 461.

¹⁶³Benn, R.; Lehmkuhl, H.; Mehler, K.; Ruffińska, A. *Angew. Chem. Int. Ed.* **1984**, 23, 534.

¹⁶⁴Smith, M.B.; Becker, W.E. *Tetrahedron* **1966**, 22, 3027.

For some aryl Grignard reagents it has proved possible to distinguish separate NMR chemical shifts for ArMgX and Ar_2Mg .¹⁶⁵ From the area under the peaks it is possible to calculate the concentrations of the two species, and from them, equilibrium constants for the Schlenk equilibrium. These data show¹⁶⁵ that the position of the equilibrium depends very markedly on the aryl group and the solvent but that conventional aryl Grignard reagents in ether are largely ArMgX , while in THF the predominance of ArMgX is less, and with some aryl groups there is actually more Ar_2Mg present. Separate nmr chemical shifts have also been found for alkyl RMgBr and R_2Mg in HMPA¹⁶⁶ and in ether at low temperatures.¹⁶⁷ When Grignard reagents from alkyl bromides or chlorides are prepared in triethylamine the predominant species is RMgX .¹⁶⁸ Thus the most important factor determining the position of the Schlenk equilibrium is the solvent. For primary alkyl groups the equilibrium constant for the reaction as written above is lowest in Et_3N , higher in ether, and still higher in THF.¹⁶⁹

However, Grignard reagents prepared from alkyl bromides or iodides in ether at higher concentrations (0.5–1 *M*) contain dimers, trimers, and higher polymers, and those prepared from alkyl chlorides in ether at all concentrations are dimeric,¹⁷⁰ so that **32** is in solution, probably in equilibrium with RMgX and R_2Mg ; that is, the complete Schlenk equilibrium seems to be present.

The Grignard reagent prepared from 1-chloro-3,3-dimethylpentane in ether undergoes rapid inversion of configuration at the magnesium-containing carbon (demonstrated by NMR; this compound is not chiral).¹⁷¹ The mechanism of this inversion is not completely known. Therefore, in almost all cases, it is not possible to retain the configuration of a stereogenic carbon while forming a Grignard reagent.

Organolithium reagents (RLi) are tremendously important reagents in organic chemistry. In recent years, a great deal has been learned about their structure¹⁷² in both the solid state and in solution. X-ray analysis of complexes of *n*-butyllithium with *N,N,N',N'*-tetramethylethylenediamine (TMEDA), THF, and 1,2-dimethoxyethane (DME) shows them to be dimers and tetramers [e.g., $(\text{BuLi}\cdot\text{DME})_4$].¹⁷³ X-ray analysis of isopropyllithium shows it to be a hexamer,

¹⁶⁵Evans, D.F.; Fazakerley, V. *Chem. Commun.* **1968**, 974.

¹⁶⁶Ducom, J. *Bull. Chem. Soc. Fr.* **1971**, 3518, 3523, 3529.

¹⁶⁷Ashby, E.C.; Parris, G.; Walker, F. *Chem. Commun.* **1969**, 1464; Parris, G.; Ashby, E.C. *J. Am. Chem. Soc.* **1971**, *93*, 1206.

¹⁶⁸Ashby, E.C.; Walker, F. *J. Org. Chem.* **1968**, *33*, 3821.

¹⁶⁹Parris, G.; Ashby, E.C. *J. Am. Chem. Soc.* **1971**, *93*, 1206.

¹⁷⁰Ashby, E.C.; Smith, M.B. *J. Am. Chem. Soc.* **1964**, *86*, 4363.

¹⁷¹Whitesides, G.M.; Witanowski, M.; Roberts, J.D. *J. Am. Chem. Soc.* **1965**, *87*, 2854; Whitesides, G.M.; Roberts, J.D. *J. Am. Chem. Soc.* **1965**, *87*, 4878. Also see, Witanowski, M.; Roberts, J.D. *J. Am. Chem. Soc.* **1966**, *88*, 737; Fraenkel, G.; Cottrell, C.E.; Dix, D.T. *J. Am. Chem. Soc.* **1971**, *93*, 1704; Pechhold, E.; Adams, D.G.; Fraenkel, G. *J. Org. Chem.* **1971**, *36*, 1368; Maercker, A.; Geuss, R. *Angew. Chem. Int. Ed.* **1971**, *10*, 270.

¹⁷²For a computational study of acidities, electron affinities, and bond dissociation energies of selected organolithium reagents, see Pratt, L.M.; Kass, S.R. *J. Org. Chem.* **2004**, *69*, 2123.

¹⁷³Nichols, M.A.; Williard, P.G. *J. Am. Chem. Soc.* **1993**, *115*, 1568.

(*i*PrLi)₆],¹⁷⁴ and unsolvated lithium aryls are tetramers.¹⁷⁵ α -Ethoxyvinyl lithium [CH₂=C(OEt)Li] shows a polymeric structure with tetrameric subunits.¹⁷⁶ Aminomethyl aryllithium reagents have been shown to be chelated and dimeric in solvents such as THF.¹⁷⁷

The dimeric, tetrameric, and hexameric structures of organolithium reagents¹⁷⁸ in the solid state is often retained in solution, but this is dependent on the solvent and complexing additives, if any. A tetrahedral organolithium compound is known,¹⁷⁹ and the X-ray of an α,α -dilithio hydrocarbon has been reported.¹⁸⁰ Phenyllithium is a mixture of tetramers and dimers in diethyl ether, but stoichiometric addition of THF, dimethoxyethane, or TMEDA leads to the dimer.¹⁸¹ The solution structures of mixed aggregates of butyllithium and amino-alkaloids has been determined,¹⁸² and also the solution structure of sulfur-stabilized allyllithium compounds.¹⁸³ Vinyl lithium is an 8:1 mixture of tetramer:dimer in THF at -90°C , but addition of TMEDA changes the ratio of tetramer:dimer to 1:13 at -80°C .¹⁸⁴ Internally solvated allylic lithium compounds have been studied, showing the coordinated lithium to be closer to one of the terminal allyl carbons.¹⁸⁵ A relative scale of organolithium stability has been established,¹⁸⁶ and the issue of configurational stability of enantio-enriched organolithium reagents has been examined.¹⁸⁷

Enolate anions are an important class of carbanions that appear in a variety of important reactions, including alkylation α - to a carbonyl group and the aldol (reaction 16-34) and Claisen condensation (reaction 16-85) reactions. Metal enolate anions of aldehydes, ketones, esters, and other acid derivatives exist as aggregates in ether solvents,¹⁸⁸ and there is evidence that the lithium enolate of

¹⁷⁴Siemeling, U.; Redecker, T.; Neumann, B.; Stammler, H.-G. *J. Am. Chem. Soc.* **1994**, *116*, 5507.

¹⁷⁵Ruhlandt-Senge, K.; Ellison, J.J.; Wehmschulte, R.J.; Pauer, F.; Power, P.P. *J. Am. Chem. Soc.* **1993**, *115*, 11353. For the X-ray structure of 1-methoxy-8-naphthyllithium see Betz, J.; Hampel, F.; Bauer, W. *Org. Lett.* **2000**, *2*, 3805.

¹⁷⁶Sorger, K.; Bauer, W.; Schleyer, P.v.R.; Stalke, D. *Angew. Chem. Int. Ed.* **1995**, *34*, 1594.

¹⁷⁷Reich, H.J.; Gudmundsson, B.O.; Goldenberg, W.S.; Sanders, A.W.; Kulicke, K.J.; Simon, K.; Guzei, I.A. *J. Am. Chem. Soc.* **2001**, *123*, 8067.

¹⁷⁸For an *ab initio* correlation of structure with NMR, see Parisel, O.; Fressigne, C.; Maddaluno, J.; Giessner-Prettre, C. *J. Org. Chem.* **2003**, *68*, 1290.

¹⁷⁹Sekiguchi, A.; Tanaka, M. *J. Am. Chem. Soc.* **2003**, *125*, 12684.

¹⁸⁰Linti, G.; Rodig, A.; Pritzkow, H. *Angew. Chem. Int. Ed.* **2002**, *41*, 4503.

¹⁸¹Reich, H.J.; Green, D.P.; Medina, M.A.; Goldenberg, W.S.; Gudmundsson, B.Ö.; Dykstra, R.R.; Phillips, N.H. *J. Am. Chem. Soc.* **1998**, *120*, 7201.

¹⁸²Sun, X.; Winemiller, M.D.; Xiang, B.; Collum, D.B. *J. Am. Chem. Soc.* **2001**, *123*, 8039. See also, Rutherford, J.L.; Hoffmann, D.; Collum, D.B. *J. Am. Chem. Soc.* **2002**, *124*, 264.

¹⁸³Piffl, M.; Weston, J.; Günther, W.; Anders, E. *J. Org. Chem.* **2000**, *65*, 5942.

¹⁸⁴Bauer, W.; Griesinger, C. *J. Am. Chem. Soc.* **1993**, *115*, 10871.

¹⁸⁵Fraenkel, G.; Chow, A.; Fleischer, R.; Liu, H. *J. Am. Chem. Soc.* **2004**, *126*, 3983.

¹⁸⁶Graña, P.; Paleo, M.R.; Sardina, F.J. *J. Am. Chem. Soc.* **2002**, *124*, 12511.

¹⁸⁷Basu, A.; Thayumanavan, S. *Angew. Chem. Int. Ed.* **2002**, *41*, 717. See also, Fraenkel, G.; Duncan, J.H.; Martin, K.; Wang, J. *J. Am. Chem. Soc.* **1999**, *121*, 10538.

¹⁸⁸Stork, G.; Hudrlik, P.F. *J. Am. Chem. Soc.* **1968**, *90*, 4464; Bernstein, M.P.; Collum, D.B. *J. Am. Chem. Soc.* **1993**, *115*, 789; Bernstein, M.P.; Romesberg, F.E.; Fuller, D.J.; Harrison, A.T.; Collum, D.B.; Liu, Q.Y.; Williard, P.G. *J. Am. Chem. Soc.* **1992**, *114*, 5100; Collum, D.B. *Acc. Chem. Res.* **1992**, *25*, 448.

isobutyrophenone is a tetramer in THF,¹⁸⁹ but a dimer in DME.¹⁹⁰ X-ray crystallography of ketone enolate anions have shown that they can exist as tetramers and hexamers.¹⁹¹ There is also evidence that the aggregate structure is preserved in solution and is probably the actual reactive species. Lithium enolates derived from esters are as dimers in the solid state¹⁹² that contain four tetrahydrofuran molecules. It has also been established that the reactivity of enolate anions in alkylation and condensation reactions is influenced by the aggregate state of the enolate. It is also true that the relative proportions of (*E*) and (*Z*) enolate anions are influenced by the extent of solvation and the aggregation state. Addition of LiBr to a lithium enolate anion in THF suppresses the concentration of monomeric enolate.¹⁹³ *Ab initio* studies confirm the aggregate state of acetaldehyde.¹⁹⁴ It is also known that α -Li benzonitrile [PhCH(Li)CN] exists as a dimer in ether and with TMEDA.¹⁹⁵ Mixed aggregates of *tert*-butyllithium and lithium *tert*-butoxide are known to be hexameric.¹⁹⁶

It might be mentioned that matters are much simpler for organometallic compounds with less-polar bonds. Thus Et₂Hg and EtHgCl are both definite compounds, the former a liquid and the latter a solid. Organocalcium reagents are also known, and they are formed from alkyl halides via a single electron-transfer (SET) mechanism with free-radical intermediates.¹⁹⁷

The Generation and Fate of Carbanions

The two principal ways in which carbanions are generated are parallel with the ways of generating carbocations.

1. A group attached to a carbon leaves without its electron pair:



The leaving group is most often a proton. This is a simple acid–base reaction, and a base is required to remove the proton.¹⁹⁸ However, other

¹⁸⁹Jackman, L.M.; Szeverenyi, N.M. *J. Am. Chem. Soc.* **1977**, *99*, 4954; Jackman, L.M.; Lange, B.C. *J. Am. Chem. Soc.* **1981**, *103*, 4494.

¹⁹⁰Jackman, L.M.; Lange, B.C. *Tetrahedron* **1977**, *33*, 2737.

¹⁹¹Williard, P.G.; Carpenter, G.B. *J. Am. Chem. Soc.* **1986**, *108*, 462; Williard, P.G.; Carpenter, G.B. *J. Am. Chem. Soc.* **1985**, *107*, 3345; Amstutz, R.; Schweizer, W.B.; Seebach, D.; Dunitz, J.D. *Helv. Chim. Acta* **1981**, *64*, 2617; Seebach, D.; Amstutz, D.; Dunitz, J.D. *Helv. Chim. Acta* **1981**, *64*, 2622.

¹⁹²Seebach, D.; Amstutz, R.; Laube, T.; Schweizer, W.B.; Dunitz, J.D. *J. Am. Chem. Soc.* **1985**, *107*, 5403.

¹⁹³Abu-Hasanayn, F.; Streitwieser, A. *J. Am. Chem. Soc.* **1996**, *118*, 8136.

¹⁹⁴Abbotto, A.; Streitwieser, A.; Schleyer, P.v.R. *J. Am. Chem. Soc.* **1997**, *119*, 11255.

¹⁹⁵Carlier, P.R.; Lucht, B.L.; Collum, D.B. *J. Am. Chem. Soc.* **1994**, *116*, 11602.

¹⁹⁶DeLong, G.T.; Pannell, D.K.; Clarke, M.T.; Thomas, R.D. *J. Am. Chem. Soc.* **1993**, *115*, 7013.

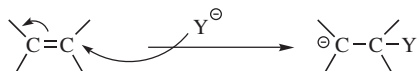
¹⁹⁷Walborsky, H.M.; Hamdouchi, C. *J. Org. Chem.* **1993**, *58*, 1187.

¹⁹⁸For a review of such reactions, see Durst, T., in Buncl, E.; Durst, T. *Comprehensive Carbanion Chemistry*, pt. B, Elsevier, NY, **1984**, pp. 239–291.

leaving groups are known (see Chapter 12):



2. A negative ion adds to a carbon–carbon double or triple bond (see Chapter 15):



The addition of a negative ion to a carbon–oxygen double bond does not give a carbanion, since the negative charge resides on the oxygen.

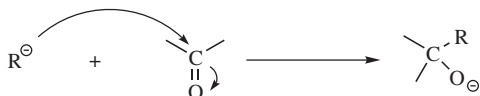
The most common reaction of carbanions is combination with a positive species, usually a proton, or with another species that has an empty orbital in its outer shell (a Lewis acid–base reaction):



Carbanions may also form a bond with a carbon that already has four bonds, by displacing one of the four groups ($\text{S}_{\text{N}}2$ reaction, see Chapter 10):



Like carbocations, carbanions can also react in ways in which they are converted to species that are still not neutral molecules. They can add to double bonds (usually $\text{C}=\text{O}$ double bonds; see Chapters 10 and 16),



or rearrange, although this is rare (see Chapter 18),



or be oxidized to free radicals.¹⁹⁹ A system in which a carbocation [$\text{Ph}(p\text{-Me}_2\text{NC}_6\text{H}_4)_2\text{C}^+$] oxidizes a carbanion [$(p\text{-NO}_2\text{C}_6\text{H}_4)_3\text{C}^-$] to give two free radicals, reversibly, so that all four species are present in equilibrium, has been demonstrated.^{200,201}

¹⁹⁹For a review, see Guthrie, R.D., in Buncl, E.; Durst, T. *Comprehensive Carbanion Chemistry*, pt. A, Elsevier, NY, **1980**, pp. 197–269.

²⁰⁰Arnett, E.M.; Molter, K.E.; Marchot, E.C.; Donovan, W.H.; Smith, P. *J. Am. Chem. Soc.* **1987**, *109*, 3788.

²⁰¹Okamoto, K.; Kitagawa, T.; Takeuchi, K.; Komatsu, K.; Kinoshita, T.; Aonuma, S.; Nagai, M.; Miyabo, A. *J. Org. Chem.* **1990**, *55*, 996. See also, Okamoto, K.; Kitagawa, T.; Takeuchi, K.; Komatsu, K.; Miyabo, A. *J. Chem. Soc. Chem. Commun.* **1988**, 923.

Organometallic compounds that are not ionic, but polar-covalent behave very much as if they were ionic and give similar reactions.

FREE RADICALS

Stability and Structure²⁰²

A *free radical* (often simply called a *radical*) may be defined as a species that contains one or more unpaired electrons. Note that this definition includes certain stable inorganic molecules (e.g., NO and NO₂), as well as many individual atoms (e.g., Na and Cl). As with carbocations and carbanions, simple alkyl radicals are very reactive. Their lifetimes are extremely short in solution, but they can be kept for relatively long periods frozen within the crystal lattices of other molecules.²⁰³ Many spectral²⁰⁴ measurements have been made on radicals trapped in this manner. Even under these conditions the methyl radical decomposes with a half-life of 10–15 min in a methanol lattice at 77 K.²⁰⁵ Since the lifetime of a radical depends not only on its inherent stability, but also on the conditions under which it is generated, the terms *persistent* and *stable* are usually used for the different senses. A stable radical is inherently stable; a persistent radical has a relatively long lifetime under the conditions at which it is generated, although it may not be very stable.

Radicals can be characterized by several techniques, such as mass spectrometry²⁰⁶ or the characterization of alkoxy-carbonyl radicals by Step-Scan Time-Resolved Infrared Spectroscopy.²⁰⁷ Another technique makes use of the magnetic moment that is associated with the spin of an electron, which can be expressed by a quantum number of $\frac{1}{+2}$ or $\frac{1}{-2}$. According to the Pauli principle, any two electrons occupying the same orbital must have opposite spins, so the total magnetic

²⁰²For monographs, see Alfassi, Z.B. *N-Centered Radicals*, Wiley, Chichester, **1998**; Alfassi, Z.B. *Peroxy Radicals*, Wiley, Chichester, **1997**; Alfassi, Z.B. *Chemical Kinetics of Small Organic Radicals*, 4 vols., CRC Press: Boca Raton, FL, **1988**; Nonhebel, D.C.; Tedder, J.M.; Walton, J.C. *Radicals*, Cambridge University Press, Cambridge, **1979**; Nonhebel, D.C.; Walton, J.C. *Free-Radical Chemistry*, Cambridge University Press, Cambridge, **1974**; Kochi, J.K. *Free Radicals*, 2 vols., Wiley, NY, **1973**; Hay, J.M. *Reactive Free Radicals*, Academic Press, NY, **1974**; Pryor, W.A. *Free Radicals*, McGraw-Hill, NY, **1966**. For reviews, see Kaplan, L. *React. Intermed. (Wiley)* **1985**, 3, 227; **1981**, 2, 251–314; **1978**, 1, 163; Griller, D.; Ingold, K.U. *Acc. Chem. Res.* **1976**, 9, 13; Huyser, E.S., in McManus, S.P. *Organic Reactive Intermediates*, Academic Press, NY, **1973**, pp. 1–59; Isaacs, N.S. *Reactive Intermediates in Organic Chemistry*, Wiley, NY, **1974**, pp. 294–374.

²⁰³For a review of the use of matrices to study radicals and other unstable species, see Dunkin, I.R. *Chem. Soc. Rev.* **1980**, 9, 1; Jacox, M.E. *Rev. Chem. Intermed.* **1978**, 2, 1. For a review of the study of radicals at low temperatures, see Mile, B. *Angew. Chem. Int. Ed.* **1968**, 7, 507.

²⁰⁴For a review of infrared spectra of radicals trapped in matrices, see Andrews, L. *Annu. Rev. Phys. Chem.* **1971**, 22, 109.

²⁰⁵Sullivan, P.J.; Koski, W.S. *J. Am. Chem. Soc.* **1963**, 85, 384.

²⁰⁶Sablier, M.; Fujii, T. *Chem. Rev.* **2002**, 102, 2855.

²⁰⁷Bucher, G.; Halupka, M.; Kolano, C.; Schade, O.; Sander, W. *Eur. J. Org. Chem.* **2001**, 545.

moment is zero for any species in which all the electrons are paired. In radicals, however, one or more electrons are unpaired, so there is a net magnetic moment and the species is paramagnetic. Radicals can therefore be detected by magnetic-susceptibility measurements, but for this technique a relatively high concentration of radicals is required.

A much more important technique is *electron spin resonance* (esr), also called *electron paramagnetic resonance* (epr).²⁰⁸ The principle of esr is similar to that of nmr, except that electron spin is involved rather than nuclear spin. The two electron spin states ($m_s = \frac{1}{2}$ and $m_s = -\frac{1}{2}$) are ordinarily of equal energy, but in a magnetic field the energies are different. As in NMR, a strong external field is applied and electrons are caused to flip from the lower state to the higher by the application of an appropriate radio-frequency (rf) signal. Inasmuch as two electrons paired in one orbital must have opposite spins which cancel, an esr spectrum arises only from species that have one or more unpaired electrons (i.e., free radicals).

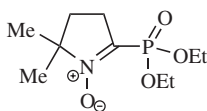
Since only free radicals give an esr spectrum, the method can be used to detect the presence of radicals and to determine their concentration.²⁰⁹ Furthermore, information concerning the electron distribution (and hence the structure) of free radicals can be obtained from the splitting pattern of the esr spectrum (esr peaks are split by nearby protons).²¹⁰ Fortunately (for the existence of most free radicals is very short), it is not necessary for a radical to be persistent for an esr spectrum to be obtained. Electron spin resonance spectra have been observed for radicals with lifetimes considerably < 1 s. Failure to observe an esr spectrum does not prove that radicals are not involved, since the concentration may be too low for direct observation. In such cases, the *spin trapping* technique can

²⁰⁸For monographs, see Wertz, J.E.; Bolton, J.R. *Electron Spin Resonance*; McGraw-Hill, NY, 1972 [reprinted by Chapman and Hall, NY, and Methuen, London, 1986]; Assenheim, H.M. *Introduction to Electron Spin Resonance*, Plenum, NY, 1967; Bersohn, R.; Baird, J.C. *An Introduction to Electron Paramagnetic Resonance*, W.A. Benjamin, NY, 1966. For reviews, see Bunce, N.J. *J. Chem. Educ.* 1987, 64, 907; Hirota, N.; Ohya-Nishiguchi, H., in Bernasconi, C.F. *Investigation of Rates and Mechanisms of Reactions*, 4th ed., pt. 2, Wiley, NY, 1986, pp. 605–655; Griller, D.; Ingold, K.U. *Acc. Chem. Res.* 1980, 13, 193; Norman, R.O.C. *Chem. Soc. Rev.* 1980, 8, 1; Fischer, H., in Kochi, J.K. *Free Radicals*, Vol. 2, Wiley, NY, 1973, pp. 435–491; Russell, G.A., in Nachod, F.C.; Zuckerman, J.J. *Determination of Organic Structures by Physical Methods*, Vol. 3; Academic Press, NY, 1971, pp. 293–341; Rassat, A. *Pure Appl. Chem.* 1971, 25, 623; Kevan, L. *Methods Free-Radical Chem.* 1969, 1, 1; Geske, D.H. *Prog. Phys. Org. Chem.* 1967, 4, 125; Norman, R.O.C.; Gilbert, B.C. *Adv. Phys. Org. Chem.* 1967, 5, 53; Schneider, F.; Möbius, K.; Plato, M. *Angew. Chem. Int. Ed.* 1965, 4, 856. For a review on the application of epr to photochemistry, see Turro, N.J.; Kleinman, M.H.; Karatekin, E. *Angew. Chem. Int. Ed.* 2000, 39, 4437. For a review of the related ENDOR method, see Kurreck, H.; Kirste, B.; Lubitz, W. *Angew. Chem. Int. Ed.* 1984, 23, 173. See also, Poole, Jr., C.P. *Electron Spin Resonance. A Comprehensive Treatise on Experimental Techniques*, 2nd ed., Wiley, NY, 1983.

²⁰⁹Davies, A.G. *Chem. Soc. Rev.* 1993, 22, 299.

²¹⁰For reviews of the use of esr spectra to determine structures, see Walton, J.C. *Rev. Chem. Intermed.* 1984, 5, 249; Kochi, J.K. *Adv. Free-Radical Chem.* 1975, 5, 189. For esr spectra of a large number of free radicals, see Bielski, B.H.J.; Gebicki, J.M. *Atlas of Electron Spin Resonance Spectra*; Academic Press, NY, 1967.

be used.²¹¹ In this technique, a compound is added that is able to combine with very reactive radicals to produce more persistent radicals; the new radicals can be observed by esr. Azulenyl nitrones have been developed as chromotropic spin trapping agents.²¹² The most important spin-trapping compounds are nitroso compounds, which react with radicals to give fairly stable nitroxide radicals:²¹³ $\text{RN}=\text{O} + \text{R}'\bullet \rightarrow \text{RR}'\text{N}-\text{O}\bullet$. An *N*-oxide spin trap has been developed [33; 2(diethylphosphino)-5,5-dimethyl-1-pyrroline-*N*-oxide], and upon trapping a reactive free radical, ³¹P NMR can be used to identify it.²¹⁴ This is an effective technique, and short-lived species such as the oxiranylmethyl radical has been detected by spin trapping.²¹⁵ Other molecules have been used to probe the intermediacy of radicals via SET processes. They are called SET probes.²¹⁶



33

Because there is an equal probability that a given unpaired electron will have a quantum number of $\frac{1}{+2}$ or $\frac{1}{-2}$, radicals are observed as a single line in an esr spectrum unless they interact with other electronic or nuclear spins or possess magnetic anisotropy, in which case two or more lines may appear in the spectrum.²¹⁷

Another magnetic technique for the detection of free radicals uses an ordinary NMR instrument. It was discovered²¹⁸ that if an nmr spectrum is taken during the course of a reaction, certain signals may be enhanced, either in a positive or negative direction; others may be reduced. When this type of behavior, called *chemically*

²¹¹For reviews, see Janzen, E.G.; Haire, D.L. *Adv. Free Radical Chem. (Greenwich, Conn.)* **1990**, *1*, 253; Gasanov, R.G.; Freidlina, R.Kh. *Russ. Chem. Rev.* **1987**, *56*, 264; Perkins, M.J. *Adv. Phys. Org. Chem.* **1980**, *17*, 1; Zubarev, V.E.; Belevskii, V.N.; Bugaenko, L.T. *Russ. Chem. Rev.* **1979**, *48*, 729; Evans, C.A. *Aldrichimica Acta* **1979**, *12*, 23; Janzen, E.G. *Acc. Chem. Res.* **1971**, *4*, 31. See also, the collection of papers on this subject in *Can. J. Chem.* **1982**, *60*, 1379.

²¹²Becker, D.A. *J. Am. Chem. Soc.* **1996**, *118*, 905; Becker, D.A.; Natero, R.; Echegoyen, L.; Lawson, R.C. *J. Chem. Soc. Perkin Trans. 2* **1998**, 1289. Also see, Klivenyi, P.; Matthews, R.T.; Wermer, M.; Yang, L.; MacGarvey, U.; Becker, D.A.; Natero, R.; Beal, M.F. *Experimental Neurobiology* **1998**, *152*, 163.

²¹³For a series of papers on nitroxide radicals, see *Pure Appl. Chem.* **1990**, *62*, 177.

²¹⁴Janzen, E.G.; Zhang, Y.-K. *J. Org. Chem.* **1995**, *60*, 5441. For the preparation of a new but structurally related spin trap see Karoui, H.; Nsanzumuhire, C.; Le Moigne, F.; Tordo, P. *J. Org. Chem.* **1999**, *64*, 1471.

²¹⁵Grossi, L.; Strazzari, S. *Chem. Commun.* **1997**, 917.

²¹⁶Timberlake, J.W.; Chen, T. *Tetrahedron Lett.* **1994**, *35*, 6043; Tanko, J.M.; Brammer Jr., L.E.; Hervas', M.; Campos, K. *J. Chem. Soc. Perkin Trans. 2* **1994**, 1407.

²¹⁷Harry Frank, University of Connecticut, Storrs, CT., Personal Communication.

²¹⁸Ward, H.R.; Lawler, R.G.; Cooper, R.A. *J. Am. Chem. Soc.* **1969**, *91*, 746; Bargon, J.; Fischer, H.; Johnsen, U. *Z. Naturforsch., Teil A* **1967**, *22*, 1551; Bargon, J.; Fischer, H. *Z. Naturforsch., Teil A* **1967**, *22*, 1556; Lepley, A.R. *J. Am. Chem. Soc.* **1969**, *91*, 749; Lepley, A.R.; Landau, R.L. *J. Am. Chem. Soc.* **1969**, *91*, 748.

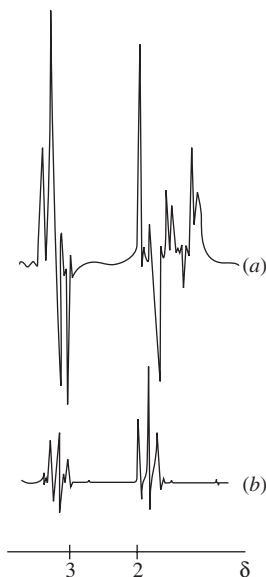
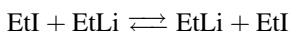


Fig. 5.1 (a) The NMR spectrum taken during reaction between EtI and EtLi in benzene (the region between 0.5 and 3.5 δ was scanned with an amplitude twice that of the remainder of the spectrum). The signals at 1.0–1.6 δ are due to butane, some of which is also formed in the reaction. (b) Reference spectrum of EtI.²²¹

*induced dynamic nuclear polarization*²¹⁹ (CIDNP), is found in the nmr spectrum of the product of a reaction, it means that *at least a portion of that product was formed via the intermediacy of a free radical*.²²⁰ For example, the question was raised whether radicals were intermediates in the exchange reaction between ethyl iodide and ethyllithium (reaction **12-39**):



Curve *a* in Fig. 5.1²²¹ shows an NMR spectrum taken during the course of the reaction. Curve *b* is a reference spectrum of ethyl iodide (CH_3 protons at $\delta = 1.85$; CH_2 protons at $\delta = 3.2$). Note that in curve *a* some of the ethyl iodide signals are

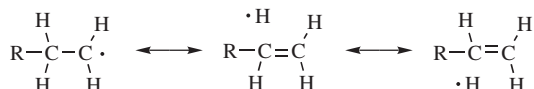
²¹⁹For a monograph on CIDNP, see Lepley, R.L.; Closs, G.L. *Chemically Induced Magnetic Polarization*, Wiley, NY, **1973**. For reviews, see Adrian, F.J. *Rev. Chem. Intermed.* **1986**, *7*, 173; Closs, G.L.; Miller, R.J.; Redwine, O.D. *Acc. Chem. Res.* **1985**, *18*, 196; Lawler, R.G.; Ward, H.R., in Nachod, F.C.; Zuckerman, J.J. *Determination of Rates and Mechanisms of Reactions*, Vol. 5, Academic Press, NY, **1973**, pp. 99–150; Ward, H.R., in Kochi, J.K. *Free Radicals*, Vol. 1, Wiley, NY, **1973**, pp. 239–273; *Acc. Chem. Res.* **1972**, *5*, 18; Closs, G.L. *Adv. Magn. Reson.* **1974**, *7*, 157; Lawler, R.G. *Acc. Chem. Res.* **1972**, *5*, 25; Kaptein, R. *Adv. Free-Radical Chem.* **1975**, *5*, 319; Bethell, D.; Brinkman, M.R. *Adv. Phys. Org. Chem.* **1973**, *10*, 53.

²²⁰A related technique is called chemically induced dynamic electron polarization (CIDEP). For a review, see Hore, P.J.; Joslin, C.G.; McLauchlan, K.A. *Chem. Soc. Rev.* **1979**, *8*, 29.

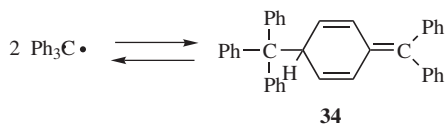
²²¹Ward, H.R.; Lawler, R.G.; Cooper, R.A. *J. Am. Chem. Soc.* **1969**, *91*, 746.

enhanced; others go below the base line (*negative enhancement*; also called *emission*). Thus the ethyl iodide formed in the exchange shows CIDNP, and hence was formed via a free-radical intermediate. Chemically induced dynamic nuclear polarization results when protons in a reacting molecule become dynamically coupled to an unpaired electron while traversing the path from reactants to products. Although the presence of CIDNP almost always means that a free radical is involved,²²² its absence does not prove that a free-radical intermediate is necessarily absent, since reactions involving free-radical intermediates can also take place without observable CIDNP. Also, the presence of CIDNP does not prove that *all* of a product was formed via a free-radical intermediate, only that some of it was. It is noted that dynamic nuclear polarization (DNP) enhance signal intensities in NMR spectra of solids and liquids. In a contemporary DNP experiment, a diamagnetic sample is doped with a paramagnet and the large polarization of the electron spins is transferred to the nuclei via microwave irradiation of the epr spectrum.²²³ Dynamic nuclear polarization has been used to examine biradicals.²²⁴

As with carbocations, the stability order of free radicals is tertiary > secondary > primary, explainable by field effects and hyperconjugation, analogous to that in carbocations (p. 235):



With resonance possibilities, the stability of free radicals increases;²²⁵ some can be kept indefinitely.²²⁶ Benzylic and allylic²²⁷ radicals for which canonical forms can be drawn similar to those shown for the corresponding cations



(pp. 239, 240) and anions (pp. 252) are more stable than simple alkyl radicals, but still have only a transient existence under ordinary conditions. However, the triphenylmethyl and similar radicals²²⁸ are stable enough to exist in solution

²²²It has been shown that CIDNP can also arise in cases where para hydrogen (H_2 in which the nuclear spins are opposite) is present: Eisenschmid, T.C.; Kirss, R.U.; Deutsch, P.P.; Hommeltoft, S.I.; Eisenberg, R.; Bargon, J.; Lawler, R.G.; Balch, A.L. *J. Am. Chem. Soc.* **1987**, *109*, 8089.

²²³Wind, R.A.; Duijvestijn, M.J.; van der Lugt, C.; Manenschijn, A; Vriend, J. *Prog. Nucl. Magn. Reson. Spectrosc.* **1985**, *17*, 33.

²²⁴Hu, K.-N.; Yu, H.-h.; Swager, T.M.; Griffin, R.G. *J. Am. Chem. Soc.* **2004**, *126*, 10844.

²²⁵For a discussion, see Robaugh, D.A.; Stein, S.E. *J. Am. Chem. Soc.* **1986**, *108*, 3224.

²²⁶For a monograph on stable radicals, including those in which the unpaired electron is not on a carbon atom, see Forrester, A.R.; Hay, J.M.; Thomson, R.H. *Organic Chemistry of Stable Free Radicals*, Academic Press, NY, **1968**.

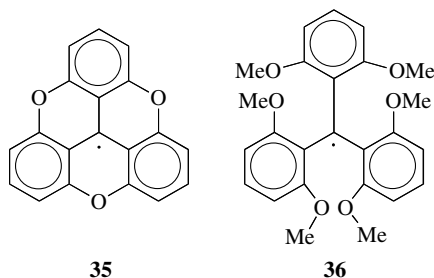
²²⁷For an electron diffraction study of the allyl radical, see Vajda, E.; Tremmel, J.; Rozsondai, B.; Hargittai, I.; Maltsev, A.K.; Kagramanov, N.D.; Nefedov, O.M. *J. Am. Chem. Soc.* **1986**, *108*, 4352.

²²⁸For a review, see Sholle, V.D.; Rozantsev, E.G. *Russ. Chem. Rev.* **1973**, *42*, 1011.

at room temperature, although in equilibrium with a dimeric form. The concentration of triphenylmethyl radical in benzene solution is $\sim 2\%$ at room temperature. For many years it was assumed that $\text{Ph}_3\text{C}\cdot$, the first stable free radical known,²²⁹ dimerized to hexaphenylethane ($\text{Ph}_3\text{C}-\text{CPh}_3$),²³⁰ but UV and NMR investigations have shown that the true structure is **34**.²³¹ Although triphenylmethyl-type radicals are stabilized by resonance:



it is steric hindrance to dimerization and not resonance that is the major cause of their stability.²³² This was demonstrated by the preparation of the radicals **35** and **36**.²³³ These radicals are electronically very similar, but **35**, being planar, has much less steric hindrance to dimerization than $\text{Ph}_3\text{C}\cdot$, while **36**, with six groups in ortho positions, has much more. On the other hand, the planarity of **35** means that



it has a maximum amount of resonance stabilization, while **36** must have much less, since its degree of planarity should be even less than $\text{Ph}_3\text{C}\cdot$, which itself is propeller shaped and not planar. Thus if resonance is the chief cause of the stability of $\text{Ph}_3\text{C}\cdot$, **36** should dimerize and **35** should not, but if steric hindrance is

²²⁹Gomberg, M. *J. Am. Chem. Soc.* **1900**, 22, 757, *Ber.* **1900**, 33, 3150.

²³⁰Hexaphenylethane has still not been prepared, but substituted compounds [hexakis(3,5-di-*tert*-butyl-4-biphenyl)ethane and hexakis(3,5-di-*tert*-butylphenyl)ethane] have been shown by X-ray crystallography to be nonbridged hexaarylethanes in the solid state: Stein, M.; Winter, W.; Rieker, A. *Angew. Chem. Int. Ed.* **1978**, 17, 692; Yannoni, N.; Kahr, B.; Mislow, K. *J. Am. Chem. Soc.* **1988**, 110, 6670. In solution, both dissociate into free radicals.

²³¹Lankamp, H.; Nauta, W.T.; MacLean, C. *Tetrahedron Lett.* **1968**, 249; Staab, H.A.; Brettschneider, H.; Brunner, H. *Chem. Ber.* **1970**, 103, 1101; Volz, H.; Lotsch, W.; Schnell, H. *Tetrahedron* **1970**, 26, 5343; McBride, J. *Tetrahedron* **1974**, 30, 2009. See also, Guthrie, R.D.; Weisman, G.R. *Chem. Commun.* **1969**, 1316; Takeuchi, H.; Nagai, T.; Tokura, N. *Bull. Chem. Soc. Jpn.* **1971**, 44, 753. For an example where a secondary benzilic radical undergoes this type of dimerization, see Peyman, A.; Peters, K.; von Schnering, H.G.; R uchardt, C. *Chem. Ber.* **1990**, 123, 1899.

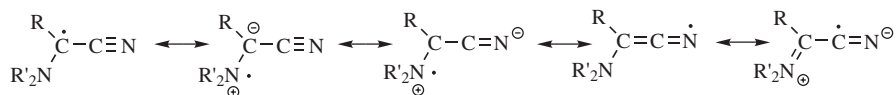
²³²For a review of steric effects in free-radical chemistry, see R uchardt, C. *Top. Curr. Chem.* **1980**, 88, 1.

²³³Sabacky, M.J.; Johnson Jr., C.S.; Smith, R.G.; Gutowsky, H.S.; Martin, J.C. *J. Am. Chem. Soc.* **1967**, 89, 2054.

the major cause, the reverse should happen. It was found²³³ that **36** gave no evidence of dimerization, even in the solid state, while **35** existed primarily in the dimeric form, which is dissociated to only a small extent in solution,²³⁴ indicating that steric hindrance to dimerization is the major cause for the stability of triarylmethyl radicals. A similar conclusion was reached in the case of $(\text{NC})_3\text{C}\cdot$, which dimerizes readily although considerably stabilized by resonance.²³⁵ Nevertheless, that resonance is still an important contributing factor to the stability of radicals is shown by the facts that (1) the radical $t\text{-Bu}(\text{Ph})_2\text{C}\cdot$ dimerizes more than $\text{Ph}_3\text{C}\cdot$, while $p\text{-PhCOC}_6\text{H}_4(\text{Ph}_2)\text{C}\cdot$ dimerizes less.²³⁶ The latter has more canonical forms than $\text{Ph}_3\text{C}\cdot$, but steric hindrance should be about the same (for attack at one of the two rings). (2) A number of radicals ($p\text{-XC}_6\text{H}_4)_3\text{C}\cdot$, with $\text{X} = \text{F}, \text{Cl}, \text{O}_2\text{N}, \text{CN}$, and so on do not dimerize, but are kinetically stable.²³⁷ Completely chlorinated triarylmethyl radicals are more stable than the unsubstituted kind, probably for steric reasons, and many are quite inert in solution and in the solid state.²³⁸

Allylic radical are relatively stable, and the pentadienyl radical is particularly stable. In such molecules, (*E,E*)-(*E,Z*)-, and (*Z,Z*)-stereoisomers can form. It has been calculated that (*Z,Z*)-pentadienyl radical is $5.6 \text{ kcal mol}^{-1}$ (23.4 kJ mol^{-1}) less stable than (*E,E*)-pentadienyl radical.²³⁹ 2-Phenylethyl radicals have been shown to exhibit bridging of the phenyl group.²⁴⁰ It is noted that vinyl radical have (*E*)- and (*Z*)-forms and the inversion barrier from one to the other increases as the electronegativity of substituents increase.²⁴¹ Enolate radicals are also known.²⁴²

It has been postulated that the stability of free radicals is enhanced by the presence at the radical center of *both* an electron-donating and an electron-withdrawing group.²⁴³ This is called the *push-pull* or *captodative effect* (see also, pp. 185). The effect arises from increased resonance, for example:



²³⁴Müller, E.; Moosmayer, A.; Rieker, A.; Scheffler, K. *Tetrahedron Lett.* **1967**, 3877. See also, Neugebauer, F.A.; Hellwinkel, D.; Aulmich, G. *Tetrahedron Lett.* **1978**, 4871.

²³⁵Kaba, R.A.; Ingold, K.U. *J. Am. Chem. Soc.* **1976**, *98*, 523.

²³⁶Zarkadis, A.K.; Neumann, W.P.; Marx, R.; Uzick, W. *Chem. Ber.* **1985**, *118*, 450; Zarkadis, A.K.; Neumann, W.P.; Uzick, W. *Chem. Ber.* **1985**, *118*, 1183.

²³⁷Dünnebacke, D.; Neumann, W.P.; Penenory, A.; Stewen, U. *Chem. Ber.* **1989**, *122*, 533.

²³⁸For reviews, see Ballester, M. *Adv. Phys. Org. Chem.* **1989**, *25*, 267, pp. 354–405, *Acc. Chem. Res.* **1985**, *18*, 380. See also, Hegarty, A.F.; O'Neill, P. *Tetrahedron Lett.* **1987**, *28*, 901.

²³⁹Fort Jr., R.C.; Hrovat, D.A.; Borden, W.T. *J. Org. Chem.* **1993**, *58*, 211.

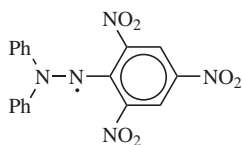
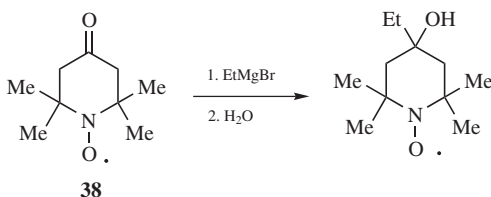
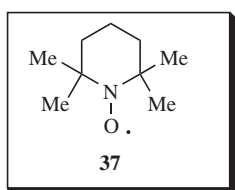
²⁴⁰Asensio, A.; Dannenberg, J.J. *J. Org. Chem.* **2001**, *66*, 5996.

²⁴¹Galli, C.; Guarnieri, A.; Koch, H.; Mencarelli, P.; Rappoport, Z. *J. Org. Chem.* **1997**, *62*, 4072.

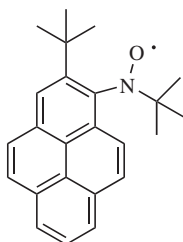
²⁴²Giese, B.; Damm, W.; Wetterich, F.; Zeltz, H.-G.; Rancourt, J.; Guindon, Y. *Tetrahedron Lett.* **1993**, *34*, 5885.

²⁴³For reviews, see Sustmann, R.; Korth, H. *Adv. Phys. Org. Chem.* **1990**, *26*, 131; Viehe, H.G.; Janousek, Z.; Merényi, R.; Stella, L. *Acc. Chem. Res.* **1985**, *18*, 148.

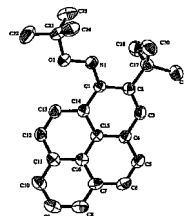
There is some evidence in favor²⁴⁴ of the captodative effect, some of it from esr studies.²⁴⁵ However, there is also experimental²⁴⁶ and theoretical²⁴⁷ evidence against it. There is evidence that while FCH_2^\bullet and $\text{F}_2\text{CH}^\bullet$ are more stable than CH_3^\bullet , the radical CF_3^\bullet is less stable; that is, the presence of the third F destabilizes the radical.²⁴⁸



Diphenylpicrylhydrazyl



39



40

Certain radicals with the unpaired electron not on a carbon are also very stable.²⁴⁹ Radicals can be stabilized by intramolecular hydrogen bonding.²⁵⁰

²⁴⁴For a summary of the evidence, see Pasto, D.J. *J. Am. Chem. Soc.* **1988**, *110*, 8164. See also, Ashby, E.C. *Bull. Soc. Chim. Fr.* **1972**, 2133; *Q. Rev. Chem. Soc.* **1967**, *21*, 259; Wakefield, B.J. *Organomet. Chem. Rev.* **1966**, *1*, 131; Bell, N.A. *Educ. Chem.* **1973**, 143.

²⁴⁵See, for example, Korth, H.; Lommes, P.; Sustmann, R.; Sylvander, L.; Stella, L. *New J. Chem.* **1987**, *11*, 365; Sakurai, H.; Kyushin, S.; Nakadaira, Y.; Kira, M. *J. Phys. Org. Chem.* **1988**, *1*, 197; Rhodes, C.J.; Roduner, E. *Tetrahedron Lett.* **1988**, *29*, 1437; Viehe, H.G.; Merényi, R.; Janousek, Z. *Pure Appl. Chem.* **1988**, *60*, 1635; Creary, X.; Sky, A.F.; Mehrsheikh-Mohammadi, M.E. *Tetrahedron Lett.* **1988**, *29*, 6839; Bordwell, F.G.; Lynch, T. *J. Am. Chem. Soc.* **1989**, *111*, 7558.

²⁴⁶See, for example, Beckhaus, H.; Rüchardt, C. *Angew. Chem. Int. Ed.* **1987**, *26*, 770; Neumann, W.P.; Penenory, A.; Stewen, U.; Lehnig, M. *J. Am. Chem. Soc.* **1989**, *111*, 5845; Bordwell, F.G.; Bausch, M.J.; Cheng, J.P.; Cripe, T.H.; Lynch, T.-Y.; Mueller, M.E. *J. Org. Chem.* **1990**, *55*, 58; Bordwell, F.G.; Harrelson Jr., J.A. *Can. J. Chem.* **1990**, *68*, 1714.

²⁴⁷See Pasto, D.J. *J. Am. Chem. Soc.* **1988**, *110*, 8164.

²⁴⁸Jiang, X.; Li, X.; Wang, K. *J. Org. Chem.* **1989**, *54*, 5648.

²⁴⁹For reviews of radicals with the unpaired electron on atoms other than carbon, see, in Kochi, J.K. *Free Radicals*, Vol. 2, Wiley, NY, **1973**, the reviews by Nelson, S.F. pp. 527–593 (*N*-centered); Bentrude, W.G. pp. 595–663 (*P*-centered); Kochi, J.K. pp. 665–710 (*O*-centered); Kice, J.L. pp. 711–740 (*S*-centered); Sakurai, H. pp. 741–807 (Si, Ge, Sn, and Pb centered).

²⁵⁰Maki, T.; Araki, Y.; Ishida, Y.; Onomura, O.; Matsumura, Y. *J. Am. Chem. Soc.* **2001**, *123*, 3371.

Diphenylpicrylhydrazyl is a solid that can be kept for years, and stable neutral azine radicals have been prepared.²⁵¹ Nitroxide radicals were mentioned previously (p. 273),²⁵² and the commercially available TEMPO (2,2,6,6-tetramethylpiperidine-1-oxyl free radical, **37**) is a stable nitroxyl radical used in chemical reactions such as oxidations.²⁵³ or as a spin trap.²⁵⁴ Nitroxyl radical **38** is a nitroxide radical so stable that reactions can be performed on it without affecting the unpaired electron²⁵⁵ (the same is true for some of the chlorinated triarylmethyl radicals mentioned above²⁵⁶). Several nitrogen-containing groups are known to stabilize radicals, and the most effective radical stabilization is via spin delocalization.²⁵⁷ A number of persistent *N-tert*-butoxy-1-aminopyrenyl radicals, such as **39**, have been isolated as monomeric radical crystals (see **40**, the X-ray crystal structure of **39**),²⁵⁸ and monomeric *N*-alkoxyarylaminyls have been isolated.²⁵⁹ α -Trichloromethylbenzyl(*tert*-butyl)aminoxyl (**41**) is extremely stable.²⁶⁰ In aqueous media it is stable for >30 days, and in solution in an aromatic hydrocarbon solvent it has survived for more than 90 days.²⁶⁰ Although the stable nitroxide radicals have the α -carbon blocked to prevent radical formation there, stable nitroxide radicals are also known with hydrogen at the α -carbon,²⁶¹ and long-lived vinyl nitroxide radicals are known.²⁶² A stable organic radical lacking resonance stabilization has been prepared (**42**) and its X-ray crystal structure was

²⁵¹Jeromin, G.E. *Tetrahedron Lett.* **2001**, *42*, 1863.

²⁵²For a study of the electronic structure of persistent nitroxide radicals see Novak, I.; Harrison, L.J.; Kovač, B.; Pratt, L.M. *J. Org. Chem.* **2004**, *69*, 7628.

²⁵³See Anelli, P.L.; Biffi, C.; Montanari, F.; Quici, S. *J. Org. Chem.* **1987**, *52*, 2559; Anelli, P.L.; Banfi, S.; Montanari, F.; Quici, S. *J. Org. Chem.* **1989**, *54*, 2970; Anelli, P.L.; Montanari, F.; Quici, S. *Org. Synth.* **1990**, *69*, 212; Fritz-Langhals, E. *Org. Process Res. Dev.* **2005**, *9*, 577. See also, Rychnovsky, S.D.; Vaidyanathan, R.; Beauchamp, T.; Lin, R.; Farmer, P.J. *J. Org. Chem.* **1999**, *64*, 6745.

²⁵⁴Volodarsky, L.B.; Reznikov, V.A.; Ovcharenko, V.I. *Synthetic Chemistry of Stable Nitroxides*, CRC Press: Boca Raton, FL, **1994**; Keana, J.F.W. *Chem. Rev.* **1978**, *78*, 37; Aurich, H.G. *Nitroxides. In Nitrones, Nitronates, Nitroxides*, Patai, S., Rappoport, Z., (Eds.), Wiley, NY, **1989**; Chapt. 4.

²⁵⁵Neiman, M.B.; Rozantsev, E.G.; Mamedova, Yu.G. *Nature* **1963**, *200*, 256. For reviews of such radicals, see Aurich, H.G., in Patai, S. *The Chemistry of Functional Groups, Supplement F*, pt. 1, Wiley, NY, **1982**, pp. 565–622 [This review has been reprinted, and new material added, in Breuer, E.; Aurich, H.G.; Nielsen, A. *Nitrones, Nitronates, and Nitroxides*, Wiley, NY, **1989**, pp. 313–399]; Rozantsev, E.G.; Sholle, V.D. *Synthesis* **1971**, 190, 401.

²⁵⁶See Ballester, M.; Veciana, J.; Riera, J.; Castañer, J.; Armet, O.; Rovira, C. *J. Chem. Soc. Chem. Commun.* **1983**, 982.

²⁵⁷Adam, W.; Ortega Schulte, C.M. *J. Org. Chem.* **2002**, *67*, 4569.

²⁵⁸Miura, Y.; Matsuba, N.; Tanaka, R.; Teki, Y.; Takui, T. *J. Org. Chem.* **2002**, *67*, 8764. For another stable nitroxide radical, see Huang, W.-I.; Chiarelli, R.; Rassat, A. *Tetrahedron Lett.* **2000**, *41*, 8787.

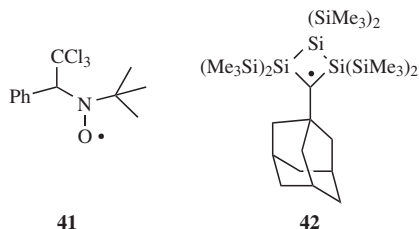
²⁵⁹Miura, Y.; Tomimura, T.; Matsuba, N.; Tanaka, R.; Nakatsuji, M.; Teki, Y. *J. Org. Chem.* **2001**, *66*, 7456.

²⁶⁰Janzen, E.G.; Chen, G.; Bray, T.M.; Reinke, L.A.; Poyer, J.L.; McCay, P.B. *J. Chem. Soc. Perkin Trans. 2* **1993**, 1983.

²⁶¹Reznikov, V.A.; Volodarsky, L.B. *Tetrahedron Lett.* **1994**, *35*, 2239.

²⁶²Reznikov, V.A.; Pervukhina, N.V.; Ikorskii, V.N.; Ovcharenko, V.I.; Grand, A. *Chem. Commun.* **1999**, 539.

obtained.²⁶³



Dissociation energies (D values) of R—H bonds provide a measure of the relative inherent stability of free radicals R.²⁶⁴ Table 5.4 lists such values.²⁶⁵ The higher the D value, the less stable the radical. Bond dissociation energies have also been reported for the C—H bond of alkenes and dienes²⁶⁶ and for the C—H bond in radical precursors XYZ—H, where X, Y can be H, alkyl, COOR, COR, SR, CN, NO₂, and so on.²⁶⁷ Bond dissociation energies for the C—O bond in hydroperoxide radicals (ROO•) have also been reported.²⁶⁸

**TABLE 5.4. The D_{298} Values for Some R—H Bonds.²⁶⁵
Free-radical Stability is in the Reverse Order**

R	D	
	kcal mol ⁻¹	kJ mol ⁻¹
Ph• ²⁶⁹	111	464
CF ₃ •	107	446
CH ₂ =CH•	106	444
Cyclopropyl ²⁷⁰	106	444
Me•	105	438
Et•	100	419

²⁶³Apeloig, Y.; Bravo-Zhivotovskii, D.; Bendikov, M.; Danovich, D.; Botoshansky, M.; Vakulrskaya, T.; Voronkov, M.; Samoiloova, R.; Zdravkova, M.; Igonin, V.; Shklover, V.; Struchkov, Y. *J. Am. Chem. Soc.* **1999**, *121*, 8118.

²⁶⁴It has been claimed that relative D values do not provide such a measure: Nicholas, A.M. de P.; Arnold, D.R. *Can. J. Chem.* **1984**, *62*, 1850, 1860.

²⁶⁵Except where noted, these values are from Kerr, J.A., in Weast, R.C. *Handbook of Chemistry and Physics*, 69th ed.; CRC Press: Boca Raton, FL, **1988**, p. F-183. For another list of D values, see McMillen, D.F.; Golden, D.M. *Annu. Rev. Phys. Chem.* **1982**, *33*, 493. See also, Tsang, W. *J. Am. Chem. Soc.* **1985**, *107*, 2872; Holmes, J.L.; Lossing, F.P.; Maccoll, A. *J. Am. Chem. Soc.* **1988**, *110*, 7339; Holmes, J.L.; Lossing, F.P. *J. Am. Chem. Soc.* **1988**, *110*, 7343; Roginskii, V.A. *J. Org. Chem. USSR* **1989**, *25*, 403.

²⁶⁶Zhang, X.-M. *J. Org. Chem.* **1998**, *63*, 1872.

²⁶⁷Brocks, J.J.; Beckhaus, H.-D.; Beckwith, A.L.J.; Rüchardt, C. *J. Org. Chem.* **1998**, *63*, 1935.

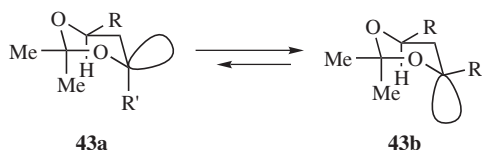
²⁶⁸Pratt, D.A.; Porter, N.A. *Org. Lett.* **2003**, *5*, 387.

²⁶⁹For the infra-red of a matrix-isolated phenyl radical see Friderichsen, A.V.; Radziszewski, J.G.; Nimlos, M.R.; Winter, P.R.; Dayton, D.C.; David, D.E.; Ellison, G.B. *J. Am. Chem. Soc.* **2001**, *123*, 1977.

²⁷⁰For a review of cyclopropyl radicals, see Walborsky, H.M. *Tetrahedron* **1981**, *37*, 1625. See also, Boche, G.; Walborsky, H.M. *Cyclopropane Derived Reactive Intermediates*, Wiley, NY, **1990**.

Me ₃ CCH ₂ •	100	418
Pr•	100	417
Cl ₃ C•	96	401
Me ₂ CH•	96	401
Me ₃ C• ²⁷¹	95.8	401
Cyclohexyl	95.5	400
PhCH ₂ •	88	368
HCO•	87	364
CH ₂ =CH-CH ₂ •	86	361

There are two possible structures for simple alkyl radicals.²⁷² They might have sp^2 bonding, in which case the structure would be planar, with the odd electron in a p orbital, or the bonding might be sp^3 , which would make the structure pyramidal and place the odd electron in an sp^3 orbital. The esr spectra of •CH₃ and other simple alkyl radicals, as well as other evidence indicate that these radicals have planar structures.²⁷³ This is in accord with the known loss of optical activity when a free radical is generated at a chiral carbon.²⁷⁴ In addition, electronic spectra of the CH₃ and CD₃ radicals (generated by flash photolysis) in the gas phase have definitely established that under these conditions the radicals are planar or near planar.²⁷⁵ IR spectra of •CH₃ trapped in solid argon led to a similar conclusion.²⁷⁶



Despite the usual loss of optical activity noted above, asymmetric radicals can be prepared in some cases. For example, asymmetric nitroxide radicals are known.²⁷⁷ An anomeric effect was observed in alkoxy radical **43**, where the ratio of **43a/43b** was 1:1.78.²⁷⁸

²⁷¹This value is from Gutman, D. *Acc. Chem. Res.* **1990**, 23, 375.

²⁷²For a review, see Kaplan, L., in Kochi, J.K. *Free Radicals*, Vol. 2, Wiley, NY, **1973**, pp. 361–434.

²⁷³See, for example, Cole, T.; Pritchard, D.E.; Davidson, N.; McConnell, H.M. *Mol. Phys.* **1958**, 1, 406; Fessenden, R.W.; Schuler, R.H. *J. Chem. Phys.* **1963**, 39, 2147; Symons, M.C.R. *Nature* **1969**, 222, 1123; *Tetrahedron Lett.* **1973**, 207; Bonazzola, L.; Leray, E.; Roncin, J. *J. Am. Chem. Soc.* **1977**, 99, 8348; Giese, B.; Beckhaus, H. *Angew. Chem. Int. Ed.* **1978**, 17, 594; Ellison, G.B.; Engelking, P.C.; Lineberger, W.C. *J. Am. Chem. Soc.* **1978**, 100, 2556. See, however, Paddon-Row, M.N.; Houk, K.N. *J. Am. Chem. Soc.* **1981**, 103, 5047.

²⁷⁴There are a few exceptions. See p. \$\$\$.

²⁷⁵Herzberg, G.; Shoosmith, J. *Can. J. Phys.* **1956**, 34, 523; Herzberg, G. *Proc. R. Soc. London, Ser. A* **1961**, 262, 291. See also, Tan, L.Y.; Winer, A.M.; Pimentel, G.C. *J. Chem. Phys.* **1972**, 57, 4028; Yamada, C.; Hirota, E.; Kawaguchi, K. *J. Chem. Phys.* **1981**, 75, 5256.

²⁷⁶Andrews, L.; Pimentel, G.C. *J. Chem. Phys.* **1967**, 47, 3637; Milligan, D.E.; Jacox, M.E. *J. Chem. Phys.* **1967**, 47, 5146.

²⁷⁷Tamura, R.; Susuki, S.; Azuma, N.; Matsumoto, A.; Todda, F.; Ishii, Y. *J. Org. Chem.* **1995**, 60, 6820.

²⁷⁸Rychnovsky, S.D.; Powers, J.P.; LePage, T.J. *J. Am. Chem. Soc.* **1992**, 114, 8375.

Evidence from studies on bridgehead compounds shows that although a planar configuration is more stable, pyramidal structures are not impossible. In contrast to the situation with carbocations, free radicals have often been generated at bridgeheads, although studies have shown that bridgehead free radicals are less rapidly formed than the corresponding open-chain radicals.²⁷⁹ In sum, the available evidence indicates that although simple alkyl free radicals prefer a planar, or near-planar shape, the energy difference between a planar and a pyramidal free radical is not great. However, free radicals in which the carbon is connected to atoms of high electronegativity, for example, $\bullet\text{CF}_3$, prefer a pyramidal shape;²⁸⁰ increasing the electronegativity increases the deviation from planarity.²⁸¹ Cyclopropyl radicals are also pyramidal.²⁸² Free radicals with resonance are definitely planar, although triphenylmethyl-type radicals are propeller-shaped,²⁸³ like the analogous carbocations (p. 245). Radicals possessing simple alkyl substituents attached to the radical carbon ($\text{C}\bullet$) that have $\text{C}^{\text{sp}^3}-\text{C}^{\text{sp}^3}$ bonds, and rotation about those bonds is possible. The internal rotation barrier for the *t*-butyl radical ($\text{Me}_3\text{C}\bullet$), for example, was estimated to be $\sim 1.4 \text{ kcal mol}^{-1}$ (6 kJ mol^{-1}).²⁸⁴

A number of diradicals (also called biradicals) are known,²⁸⁵ and the thermodynamic stability of diradicals has been examined.²⁸⁶ Orbital phase theory has been applied to the development of a theoretical model of localized 1,3-diradicals, and used to predict the substitution effects on the spin preference and S–T gaps, and to design stable localized carbon-centered 1,3-diradicals.²⁸⁷ When the unpaired electrons of a diradical are widely separated, for example, as in $\bullet\text{CH}_2\text{CH}_2\text{CH}_2\text{CH}_2\bullet$,

²⁷⁹Lorand, J.P.; Chodroff, S.D.; Wallace, R.W. *J. Am. Chem. Soc.* **1968**, *90*, 5266; Humphrey, L.B.; Hodgson, B.; Pincok, R.E. *Can. J. Chem.* **1968**, *46*, 3099; Oberlinner, A.; Röchardt, C. *Tetrahedron Lett.* **1969**, 4685; Danen, W.C.; Tipton, T.J.; Saunders, D.G. *J. Am. Chem. Soc.* **1971**, *93*, 5186; Fort, Jr., R.C.; Hiti, J. *J. Org. Chem.* **1977**, *42*, 3968; Lomas, J.S. *J. Org. Chem.* **1987**, *52*, 2627.

²⁸⁰Fessenden, R.W.; Schuler, R.H. *J. Chem. Phys.* **1965**, *43*, 2704; Rogers, M.T.; Kispert, L.D. *J. Chem. Phys.* **1967**, *46*, 3193; Pauling, L. *J. Chem. Phys.* **1969**, *51*, 2767.

²⁸¹For example, 1,1-dichloroalkyl radicals are closer to planarity than the corresponding 1,1-difluoro radicals, though still not planar: Chen, K.S.; Tang, D.Y.H.; Montgomery, L.K.; Kochi, J.K. *J. Am. Chem. Soc.* **1974**, *96*, 2201. For a discussion, see Krusic, P.J.; Bingham, R.C. *J. Am. Chem. Soc.* **1976**, *98*, 230.

²⁸²See Deycard, S.; Hughes, L.; Luszyk, J.; Ingold, K.U. *J. Am. Chem. Soc.* **1987**, *109*, 4954.

²⁸³Adrian, F.J. *J. Chem. Phys.* **1958**, *28*, 608; Andersen, P. *Acta Chem. Scand.* **1965**, *19*, 629.

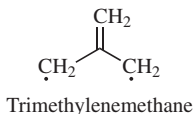
²⁸⁴Kubota, S.; Matsushita, M.; Shida, T.; Abu-Raqabah, A.; Symons, M.C.R.; Wyatt, J.L. *Bull. Chem. Soc. Jpn.* **1995**, *68*, 140.

²⁸⁵For a monograph, see Borden, W.T. *Diradicals*, Wiley, NY, **1982**. For reviews, see Johnston, L.J.; Scaiano, J.C. *Chem. Rev.* **1989**, *89*, 521; Doubleday, Jr., C.; Turro, N.J.; Wang, J. *Acc. Chem. Res.* **1989**, *22*, 199; Scheffer, J.R.; Trotter, J. *Rev. Chem. Intermed.* **1988**, *9*, 271; Wilson, R.M. *Org. Photochem.* **1985**, *7*, 339; Borden, W.T. *React. Intermed. (Wiley)* **1985**, *3*, 151; **1981**, *2*, 175; Borden, W.T.; Davidson, E.R. *Acc. Chem. Res.* **1981**, *14*, 69; Salem, L.; Rowland, C. *Angew. Chem. Int. Ed.* **1972**, *11*, 92; Salem, L. *Pure Appl. Chem.* **1973**, *33*, 317; Jones II, G. *J. Chem. Educ.* **1974**, *51*, 175; Morozova, I.D.; Dyatkina, M.E. *Russ. Chem. Rev.* **1968**, *37*, 376. See also, Döhnert, D.; Koutecky, J. *J. Am. Chem. Soc.* **1980**, *102*, 1789. For a series of papers on diradicals, see *Tetrahedron* **1982**, *38*, 735.

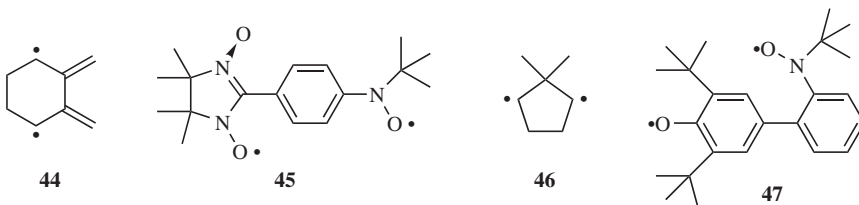
²⁸⁶Zhang, D.Y.; Borden, W.T. *J. Org. Chem.* **2002**, *67*, 3989.

²⁸⁷Ma, J.; Ding, Y.; Hattori, K.; Inagaki, S. *J. Org. Chem.* **2004**, *69*, 4245.

the species behaves spectrally like two doublets. When they are close enough for interaction or can interact through an unsaturated system as in trimethylenemethane,²⁸⁸ they can have total spin numbers of +1, 0, or -1, since each



electron could be either $\frac{1}{+2}$ or $\frac{1}{-2}$. Spectroscopically they are called *triplets*,²⁸⁹ since each of the three possibilities is represented among the molecules and gives rise to its own spectral peak. In triplet molecules the two unpaired electrons have the same spin. Not all diradicals have a triplet ground state. In 2,3-dimethylecyclohexane-1,4-diyl (**44**), the singlet and triplet states were found to be almost degenerate.²⁹⁰ Some diradicals, such as **45**, are very stable with a triplet ground state.²⁹¹ Diradicals are generally short-lived species. The lifetime of **46** was measured to be <0.1 ns and other diradicals were found to have lifetimes in the 4–316-ns range.²⁹² Diradical **47** [3,5-di-*tert*-butyl-3'-(*N*-*tert*-butyl-*N*-aminoxy)-4-oxybiphenyl] was found to have a lifetime of weeks even in the presence of oxygen, and survived brief heating in toluene up to ~60°C.²⁹³ Radicals with both unpaired electrons on the same carbon are discussed under carbenes.



²⁸⁸For reviews of trimethylenemethane, see Borden, W.T.; Davidson, E.R. *Ann. Rev. Phys. Chem.* **1979**, *30*, 125; Bergman, R.G., in Kochi, J.K. *Free Radicals*, Vol. 1, Wiley, NY, **1973**, pp. 141–149.

²⁸⁹For discussions of the triplet state, see Wagner, P.J.; Hammond, G.S. *Adv. Photochem.* **1968**, *5*, 21; Turro, N.J. *J. Chem. Educ.* **1969**, *46*, 2. For a discussion of esr spectra of triplet states, see Wasserman, E.; Hutton, R.S. *Acc. Chem. Res.* **1977**, *10*, 27. For the generation and observation of triplet 1,3-biradicals see Ichinose, N.; Mizuno, K.; Otsuji, Y.; Caldwell, R.A.; Helms, A.M. *J. Org. Chem.* **1998**, *63*, 3176.

²⁹⁰Matsuda, K.; Iwamura, H. *J. Chem. Soc. Perkin Trans. 2* **1998**, 1023. Also see, Roth, W.R.; Wollweber, D.; Offerhaus, R.; Rekowski, V.; Lenmartz, H.-W.; Sustmann, R.; Müller, W. *Chem. Ber.* **1993**, *126*, 2701.

²⁹¹Inoue, K.; Iwamura, H. *Angew. Chem. Int. Ed.* **1995**, *34*, 927. Also see, Ulrich, G.; Ziessel, R.; Luneau, D.; Rey, P. *Tetrahedron Lett.* **1994**, *35*, 1211.

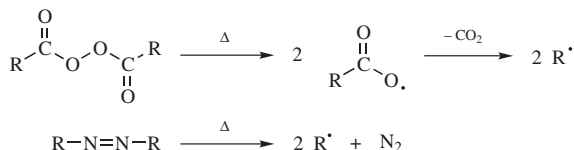
²⁹²Engel, P.S.; Lowe, K.L. *Tetrahedron Lett.* **1994**, *35*, 2267.

²⁹³Liao, Y.; Xie, C.; Lahti, P.M.; Weber, R.T.; Jiang, J.; Barr, D.P. *J. Org. Chem.* **1999**, *64*, 5176.

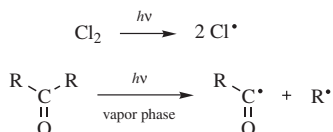
The Generation and Fate of Free Radicals²⁹⁴

Free radicals are formed from molecules by breaking a bond so that each fragment keeps one electron.^{295,296} The energy necessary to break the bond is supplied in one of two ways.

1. *Thermal Cleavage.* Subjection of any organic molecule to a high enough temperature in the gas phase results in the formation of free radicals. When the molecule contains bonds with D values or 20–40 kcal mol⁻¹ (80–170 kJ mol⁻¹), cleavage can be caused in the liquid phase. Two common examples are cleavage of diacyl peroxides to acyl radicals that decompose to alkyl radicals²⁹⁷ and cleavage of azo compounds to alkyl radicals²⁹⁸



2. *Photochemical Cleavage* (see p. 335). The energy of light of 600–300 nm is 48–96 kcal mol⁻¹ (200–400 kJ mol⁻¹), which is of the order of magnitude of covalent-bond energies. Typical examples are photochemical cleavage of alkyl halides in the presence of triethylamine,²⁹⁹ alcohols in the presence of mercuric oxide and iodine,³⁰⁰ alkyl 4-nitrobenzenesulfenates,³⁰¹ chlorine, and of ketones:



The photochemistry of radicals and biradicals has been reviewed.³⁰²

²⁹⁴For a summary of methods of radical formation, see Giese, B. *Radicals in Organic Synthesis: Formation of Carbon-Carbon Bonds*; Pergamon: Elmsford, NY, **1986**, pp. 267–281. For a review on formation of free radicals by thermal cleavage, see Brown, R.F.C. *Pyrolytic Methods in Organic Chemistry*; Academic Press, NY, **1980**, pp. 44–61.

²⁹⁵It is also possible for free radicals to be formed by the collision of two nonradical species. For a review, see Harmony, J.A.K. *Methods Free-Radical Chem.* **1974**, 5, 101.

²⁹⁶For a review of homolytic cleavage of carbon-metal bonds, see Barker, P.J.; Winter, J.N., in Hartley, F.R.; Patai, S. *The Chemistry of the Metal-Carbon Bond*, Vol. 2, Wiley, NY, **1985**, pp. 151–218.

²⁹⁷Chateaufneuf, J.; Luszyk, J.; Ingold, K.U. *J. Am. Chem. Soc.* **1988**, 110, 2877, 2886; Matsuyama, K.; Sugiura, T.; Minoshima, Y. *J. Org. Chem.* **1995**, 60, 5520; Ryzhkov, L.R. *J. Org. Chem.* **1996**, 61, 2801. For a review of free radical mechanisms involving peroxides in solution, see Howard, J.A., in Patai, S. *The Chemistry of Peroxides*, Wiley, NY, **1983**, pp. 235–258. For a review of pyrolysis of peroxides in the gas phase, see Batt, L.; Liu, M.T.H. in the same volume, pp. 685–710.

²⁹⁸For a review of the cleavage of azoalkanes, see Engel, P.S. *Chem. Rev.* **1980**, 80, 99. For summaries of later work, see Adams, J.S.; Burton, K.A.; Andrews, B.K.; Weisman, R.B.; Engel, P.S. *J. Am. Chem. Soc.* **1986**, 108, 7935; Schmittel, M.; Rüchardt, C. *J. Am. Chem. Soc.* **1987**, 109, 2750.

²⁹⁹Cossy, J.; Ranaivosata, J.-L.; Bellost, V. *Tetrahedron Lett.* **1994**, 35, 8161.

³⁰⁰Courtneidge, J.L. *Tetrahedron Lett.* **1992**, 33, 3053.

³⁰¹Pasto, D.J.; Cottard, F. *Tetrahedron Lett.* **1994**, 35, 4303.

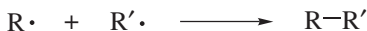
³⁰²Johnston, L.J. *Chem. Rev.* **1993**, 93, 251.

Radicals are also formed from other radicals, either by the reaction between a radical and a molecule (which *must* give another radical, since the total number of electrons is odd) or by cleavage of a radical³⁰³ to give another radical, for example,



Radicals can also be formed by oxidation or reduction, including electrolytic methods.

Reactions of free radicals either give stable products (termination reactions) or lead to other radicals, which themselves must usually react further (propagation reactions). The most common termination reactions are simple combinations of similar or different radicals:



Another termination process is disproportionation:³⁰⁴

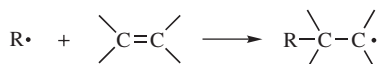
There are four principal propagation reactions, of which the first two are most common:



1. *Abstraction of Another Atom or Group, Usually a Hydrogen Atom* (see Chapter 14):

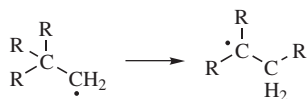


2. *Addition to a Multiple Bond* (see Chapter 15):



The radical formed here may add to another double bond and so on. This is one of the chief mechanisms for vinyl polymerization.

3. *Decomposition*. This can be illustrated by the decomposition of the benzyoxy radical (above).
4. *Rearrangement*:



³⁰³For a determination of activation barriers in the homolytic cleavage of radicals and ion radicals see Costentin, C.; Robert, M.; Saveant, J.-M. *J. Am. Chem. Soc.* **2003**, *125*, 105.

³⁰⁴For reviews of termination reactions, see Pilling, M.J. *Int. J. Chem. Kinet.* **1989**, *21*, 267; Khudyakov, I.V.; Levin, P.P.; Kuz'min, V.A. *Russ. Chem. Rev.* **1980**, *49*, 982; Gibian, M.J.; Corley, R.C. *Chem. Rev.* **1973**, *73*, 441.

This is less common than rearrangement of carbocations, but it does occur (though not when R = alkyl or hydrogen; see Chapter 18). Perhaps the best-known rearrangement is that of cyclopropylcarbinyl radicals to a butenyl radical.³⁰⁵ The rate constant for this rapid ring opening has been measured in certain functionalized cyclopropylcarbinyl radicals by picosecond radical kinetics.³⁰⁶ Substituent effects on the kinetics of ring opening in substituted cyclopropylcarbinyl radicals has been studied.³⁰⁷ “The cyclopropylcarbinyl radical has found an important application as a radical clock.³⁰⁸ Various radical processes can be clocked by the competition of direct reaction with the cyclopropylcarbinyl radical (k_t) and opening of that radical to the 1-buten-4-yl radical (k_r) followed by trapping. Relative rates (k_t/k_r) can be determined from yields of 4-X-1-butene and cyclopropylcarbinyl products as a function of the radical trap³⁰⁹ (X–Y) concentration. Absolute rate constants have been determined for a number of radicals with various radical traps by laser flash photolysis methods.³¹⁰ From these absolute rate constants, reasonably accurate values of k_t can be estimated, and with the relative rate (k_t/k_r), a value for k_r can be calculated. From the calibrated radical-clock reaction rate (k_r), rates (k_t) of other competing reactions can be determined from relative rate data (k_t/k_r).”³⁰⁶ Other radical clocks are known.³¹¹



Free radicals can also be oxidized to carbocations or reduced to carbanions.³¹²

³⁰⁵For a discussion of radical vs. radical anion character see Stevenson, J. P.; Jackson, W. F.; Tanko, J. M. *J. Am. Chem. Soc.* **2002**, *124*, 4271.

³⁰⁶LeTadic-Biadatti, M.-H.; Newcomb, M. *J. Chem. Soc. Perkin Trans. 2* **1996**, 1467. See also, Choi, S.-Y.; Horner, J.H.; Newcomb, M. *J. Org. Chem.* **2000**, *65*, 4447. For determination of k for rearrangement and for competing reactions, see Cooksy, A. L.; King, H.F.; Richardson, W.H. *J. Org. Chem.* **2003**, *68*, 9441. For the ring opening of fluorinated cyclopropylcarbinyl systems see Tian, F.; Dolbier Jr., W.R. *Org. Lett.* **2000**, *2*, 835.

³⁰⁷Halgren, T.A.; Roberts, J.D.; Horner, J.H.; Martinez, F.N.; Tronche, C.; Newcomb, M. *J. Am. Chem. Soc.* **2000**, *122*, 2988.

³⁰⁸Griller, D.; Ingold, K.U. *Acc. Chem. Res.* **1980**, *13*, 317; Newcomb, M.; Choi, S.-Y.; Toy, P.H. *Can. J. Chem.* **1999**, *77*, 1123; Le Tadic-Biadatti, M.-H.; Newcomb, M. *J. Chem. Soc., Perkin Trans. 2* **1996**, 1467; Choi, S.Y.; Newcomb, M. *Tetrahedron* **1995**, *51*, 657; Newcomb, M. *Tetrahedron* **1993**, *49*, 1151; Newcomb, M.; Johnson, C.; Manek, M.B.; Varick, T.R. *J. Am. Chem. Soc.* **1992**, *114*, 10915; Nevill, S.M.; Pincock, J.A. *Can. J. Chem.* **1997**, *75*, 232.

³⁰⁹For an alkyl radical trap in aqueous medium see Barton, D.H.R.; Jacob, M.; Peralez, E. *Tetrahedron Lett.* **1999**, *40*, 9201.

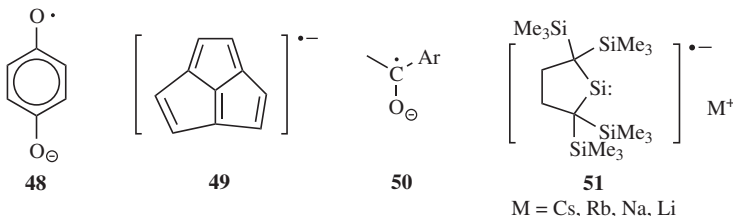
³¹⁰Choi, S.-Y.; Horner, J.H.; Newcomb, M. *J. Org. Chem.* **2000**, *65*, 4447; Engel, P.S.; He, S.-L.; Banks, J.T.; Ingold, K.U.; Luszytk, J. *J. Org. Chem.* **1997**, *62*, 1210; Johnston, L.J.; Luszytk, J.; Wayner, D.D.M.; Abeywickreyma, A.N.; Beckwith, A.L.J.; Scaiano, J.J.; Ingold, K.U. *J. Am. Chem. Soc.* **1985**, *107*, 4594; Chatgililoglu, C.; Ingold, K.U.; Scaiano, J.J. *J. Am. Chem. Soc.* **1981**, *103*, 7739.

³¹¹For example, see Leardini, R.; Lucarini, M.; Pedulli, G.F.; Valgimigli, L. *J. Org. Chem.* **1999**, *64*, 3726.

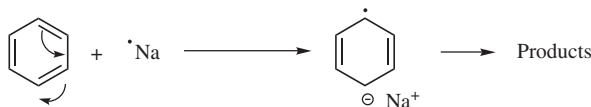
³¹²For a review of the oxidation and reduction of free radicals, see Khudyakov, I.V.; Kuz'min, V.A. *Russ. Chem. Rev.* **1978**, *47*, 22.

Radical Ions³¹³

Several types of radical anions are known with the unpaired electron or the charge or both on atoms other than carbon. Examples include semiquinones³¹⁴ (**48**),



aceptentalenes (**49**),³¹⁵ ketyls³¹⁶ (**50**) and the radical anion of the isolable dialkylsilylene **51**.³¹⁷ Reactions in which alkali metals are reducing agents often involve radical anion intermediates, for example, reaction **15-13**:



Several types of radical cation are also known.³¹⁸ Typical examples include alkyl azulene cation radicals (**52**),³¹⁹ trialkyl amine radical cations,³²⁰

³¹³For a monograph, see Kaiser, E.T.; Kevan, L. *Radical Ions*, Wiley, NY, **1968**. For reviews, see Gerson, F.; Huber, W. *Acc. Chem. Res.* **1987**, *20*, 85; Todres, Z.V. *Tetrahedron* **1985**, *41*, 2771; Russell, G.A.; Norris, R.K., in McManus, S.P. *Organic Reactive Intermediates*; Academic Press, NY, **1973**, pp. 423–448; Holy, N.L.; Marcum, J.D. *Angew. Chem. Int. Ed.* **1971**, *10*, 115; Bilevitch, K.A.; Okhlobystin, O.Yu. *Russ. Chem. Rev.* **1968**, *37*, 954; Szwarc, M. *Prog. Phys. Org. Chem.* **1968**, *6*, 322. For a related review, see Chanon, M.; Rajzmann, M.; Chanon, F. *Tetrahedron* **1990**, *46*, 6193. For a series of papers on this subject, see *Tetrahedron* **1986**, *42*, 6097.

³¹⁴For a review of semiquinones, see Depew, M.C.; Wan, J.K.S., in Patai, S.; Rappoport, Z. *The Chemistry of the Quinonoid Compounds*, Vol. 2, pt. 2, Wiley, NY, **1988**, pp. 963–1018. For a discussion of the thermodynamic stability of aromatic radical anions see Huh, C.; Kang, C.H.; Lee, H.W.; Nakamura, H.; Mishima, M.; Tsuno, Y.; Yamataka, H. *Bull. Chem. Soc. Jpn.* **1999**, *72*, 1083.

³¹⁵de Meijere, A.; Gerson, F.; Schreiner, P.R.; Merstetter, P.; Schüngel, F.-M. *Chem. Commun.* **1999**, 2189.

³¹⁶For a review of ketyls, see Russell, G.A., in Patai, S.; Rappoport, Z. *The Chemistry of Enones*, pt. 1, Wiley, NY, **1989**, pp. 471–512. See Davies, A.G.; Neville, A.G. *J. Chem. Soc. Perkin Trans. 2* **1992**, 163, 171 for ketyl and thioketyl cation radicals.

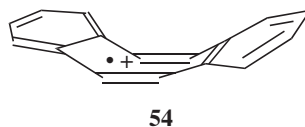
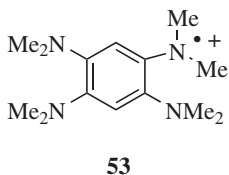
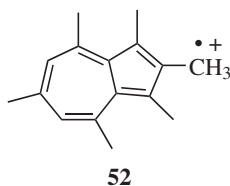
³¹⁷Ishida, S.; Iwamoto, T.; Kira, M. *J. Am. Chem. Soc.* **2003**, *125*, 3212. For bis(tri-*tert*-butylsilyl)silylene: triplet ground state silylene see Sekiguchi, A.; Tanaka, T.; Ichinohe, M.; Akiyama, K.; Tero-Kubota, S. *J. Am. Chem. Soc.* **2003**, *125*, 4962.

³¹⁸For reviews, see Roth, H.D. *Acc. Chem. Res.* **1987**, *20*, 343; Courtneidge, J.L.; Davies, A.G. *Acc. Chem. Res.* **1987**, *20*, 90; Hammerich, O.; Parker, V.D. *Adv. Phys. Org. Chem.* **1984**, *20*, 55; Symons, M.C.R. *Chem. Soc. Rev.* **1984**, *13*, 393; Bard, A.J.; Ledwith, A.; Shine, H.J. *Adv. Phys. Org. Chem.* **1976**, *13*, 155.

³¹⁹Gerson, F.; Scholz, M.; Hansen, H.-J.; Uebelhart, P. *J. Chem. Soc. Perkin Trans. 2* **1995**, 215.

³²⁰de Meijere, A.; Chaplinski, V.; Gerson, F.; Merstetter, P.; Haselbach, E. *J. Org. Chem.* **1999**, *64*, 6951.

1,2-bis(dialkylamino)benzenes radical cations, such as **53**,³²¹ dimethylsulfonium cation radicals ($\text{Me}_2\text{S}^{\bullet+}$),³²² *N*-alkyl substituted imine cation radicals ($\text{Ph}_2\text{C}=\text{NEt}^{\bullet+}$),³²³ dibenzo[*a,e*]cyclooctene (**54**, a nonplanar cation radical),³²⁴ and [*n.n*]paracyclophane cation radicals.³²⁵ A twisted radical cation derived from bicyclo[2.2.2]oct-2-ene has been reported.³²⁶



CARBENES

Stability and Structure³²⁷

Carbenes are highly reactive species, practically all having lifetimes considerably under 1 s. With exceptions noted below (p. 289), carbenes have been isolated only by entrapment in matrices at low temperatures (77 K or less).³²⁸ The parent species CH_2 is usually called *methylene*, although derivatives are more often named by the carbene nomenclature. Thus CCl_2 is generally known as dichlorocarbene, although it can also be called dichloromethylene.

³²¹Neugebauer, F.A.; Funk, B.; Staab, H.A. *Tetrahedron Lett.* **1994**, *35*, 4755. See Stickley, K.R.; Blackstock, S.C. *Tetrahedron Lett.* **1995**, *36*, 1585 for a *tris*-diarylaminobenzene cation radical.

³²²Dauben, W.G.; Cogen, J.M.; Behar, V.; Schultz, A.G.; Geiss, W.; Taveras, A.G. *Tetrahedron Lett.* **1992**, *33*, 1713.

³²³Rhodes, C.J.; Agirbas H. *J. Chem. Soc. Perkin Trans. 2* **1992**, 397.

³²⁴Gerson, F.; Felder, P.; Schmidlin, R.; Wong, H.N.C. *J. Chem. Soc. Chem. Commun.* **1994**, 1659.

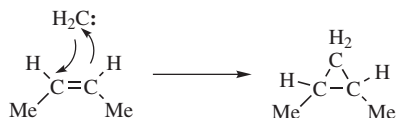
³²⁵Wartini, A.R.; Valenzuela, J.; Staab, H.A.; Neugebauer, F.A. *Eur. J. Org. Chem.* **1998**, 139.

³²⁶Nelson, S.F.; Reinhardt, L.A.; Tran, H.Q.; Clark, T.; Chen, G.-F.; Pappas, R.S.; Williams, F. *Chem. Eur. J.* **2002**, *8*, 1074.

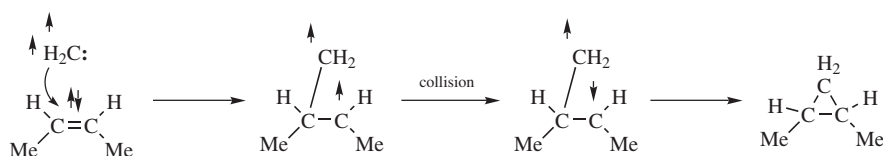
³²⁷For monographs, see Jones, Jr., M.; Moss, R.A. *Carbenes*, 2 vols., Wiley, NY, **1973–1975**; Kirmse, W. *Carbene Chemistry*, 2nd ed.; Academic Press, NY, **1971**; Rees, C.W.; Gilchrist, T.L. *Carbenes, Nitrenes, and Arynes*, Nelson, London, **1969**. For reviews, see Minkin, V.I.; Simkin, B.Ya.; Glukhovtsev, M.N. *Russ. Chem. Rev.* **1989**, *58*, 622; Moss, R.A.; Jones, Jr., M. *React. Intermed. (Wiley)* **1985**, *3*, 45; **1981**, *2*, 59; **1978**, *1*, 69; Isaacs, N.S. *Reactive Intermediates in Organic Chemistry*, Wiley, NY, **1974**, pp. 375–407; Bethell, D. *Adv. Phys. Org. Chem.* **1969**, *7*, 153; Bethell, D., in McManus, S.P. *Organic Reactive Intermediates*, Academic Press, NY, **1973**, pp. 61–126; Closs, G.L. *Top. Stereochem.* **1968**, *3*, 193; Herold, B.J.; Gaspar, P.P. *Fortschr. Chem. Forsch.*, **1966**, *5*, 89; Rozantsev, G.G.; Fainzil'berg, A.A.; Novikov, S.S. *Russ. Chem. Rev.* **1965**, *34*, 69. For a theoretical study, see Liebman, J.F.; Simons, J. *Mol. Struct. Energ.* **1986**, *1*, 51.

³²⁸For example, see Murray, R.W.; Trozzolo, A.M.; Wasserman, E.; Yager, W.A. *J. Am. Chem. Soc.* **1962**, *84*, 3213; Brandon, R.W.; Closs, G.L.; Hutchison, C.A. *J. Chem. Phys.* **1962**, *37*, 1878; Milligan, D.E.; Mann, D.E.; Jacox, M.E.; Mitsch, R.A. *J. Chem. Phys.* **1964**, *41*, 1199; Nefedov, O.M.; Maltsev, A.K.; Mikaelyan, R.G. *Tetrahedron Lett.* **1971**, 4125; Wright, B.B. *Tetrahedron* **1985**, *41*, 1517. For reviews, see Zuev, P.S.; Nefedov, O.M. *Russ. Chem. Rev.* **1989**, *58*, 636; Sheridan, R.S. *Org. Photochem.* **1987**, *8*, 159, pp. 196–216; Trozzolo, A.M. *Acc. Chem. Res.* **1968**, *1*, 329.

The two nonbonded electrons of a carbene can be either paired or unpaired. If they are paired, the species is spectrally a *singlet*, while, as we have seen (p. 278), two unpaired electrons appear as a *triplet*. An ingenious method of distinguishing



between the two possibilities was developed by Skell,³²⁹ based on the common reaction of addition of carbenes to double bonds to form cyclopropane derivatives (**15-51**). If the singlet species adds to *cis*-2-butene, the resulting cyclopropane should be the *cis* isomer since the movements of the two pairs of electrons should



occur either simultaneously or with one rapidly succeeding another. However, if the attack is by a triplet species, the two unpaired electrons cannot both go into a new covalent bond, since by Hund's rule they have parallel spins. So one of the unpaired electrons will form a bond with the electron from the double bond that has the opposite spin, leaving two unpaired electrons that have the same spin and therefore cannot form a bond at once but must wait until, by some collision process, one of the electrons can reverse its spin. During this time, there is free rotation about the C—C bond and a mixture of *cis*- and *trans*-1,2-dimethylcyclopropanes should result.³³⁰

The results of this type of experiment show that CH₂ itself is usually formed as a singlet species, which can decay to the triplet state, which consequently has a lower energy (molecular-orbital calculations³³¹ and experimental determinations show that the difference in energy between singlet and triplet CH₂ is ~8–10 kcal mol⁻¹ or 33–42 kJ mol⁻¹³³²). However, it is possible to prepare triplet CH₂ directly by a

³²⁹Skell, P.S.; Woodworth, R.C. *J. Am. Chem. Soc.* **1956**, *78*, 4496; Skell, P.S. *Tetrahedron* **1985**, *41*, 1427.

³³⁰These conclusions are generally accepted though the reasoning given here may be oversimplified. For discussions, see Closs, G.L. *Top. Stereochem.* **1968**, *3*, 193, pp. 203–210; Bethell, D. *Adv. Phys. Org. Chem.* **1969**, *7*, 153, pp. 194; Hoffmann, R. *J. Am. Chem. Soc.* **1968**, *90*, 1475.

³³¹Richards, Jr., C.A.; Kim, S.-J.; Yamaguchi, Y.; Schaefer III, H.F. *J. Am. Chem. Soc.* **1995**, *117*, 10104.

³³²See, for example, Hay, P.J.; Hunt, W.J.; Goddard III, W.A. *Chem. Phys. Lett.* **1972**, *13*, 30; Dewar, M.J.S.; Haddon, R.C.; Weiner, P.K. *J. Am. Chem. Soc.* **1974**, *96*, 253; Frey, H.M.; Kennedy, G.J. *J. Chem. Soc. Chem. Commun.* **1975**, 233; Lucchese, R.R.; Schaefer III, H.F. *J. Am. Chem. Soc.* **1977**, *99*, 6765; Roos, B.O.; Siegbahn, P.M. *J. Am. Chem. Soc.* **1977**, *99*, 7716; Lengel, R.K.; Zare, R.N. *J. Am. Chem. Soc.* **1978**, *100*, 7495; Borden, W.T.; Davidson, E.R. *Ann. Rev. Phys. Chem.* **1979**, *30*, 125, see pp. 128–134; Leopold, D.G.; Murray, K.K.; Lineberger, W.C. *J. Chem. Phys.* **1984**, *81*, 1048.

photosensitized decomposition of diazomethane.³³³ The CH₂ group is so reactive³³⁴ that it generally reacts as the singlet before it has a chance to decay to the triplet state.³³⁵ As to other carbenes, some react as triplets, some as singlets, and others as singlets or triplets, depending on how they are generated. There are, however, molecules that generate persistent triplet carbenes.³³⁶ Indeed, remarkably stable diaryl triplet carbenes have been prepared.³³⁷

There is a limitation to the use of stereospecificity of addition as a diagnostic test for singlet or triplet carbenes.³³⁸ When carbenes are generated by photolytic methods, they are often in a highly excited singlet state. When they add to the double bond, the addition is stereospecific; but the cyclopropane formed carries excess energy; that is, it is in an excited state. It has been shown that under certain conditions (low pressures in the gas phase) the excited cyclopropane may undergo cis-trans isomerization *after* it is formed, so that triplet carbene may seem to be involved although in reality the singlet was present.³³⁹

Studies of the IR spectrum of CCl₂ trapped at low temperatures in solid argon indicate that the ground state for this species is the singlet.³⁴⁰ The geometrical structure of triplet methylene can be investigated by esr measurements,³⁴¹ since triplet species are diradicals. Such measurements made on triplet CH₂ trapped in matrices at very low temperatures (4 K) show that triplet CH₂ is a bent molecule, with an angle of ~136°.³⁴² Epr measurements cannot be made on singlet species, but from electronic spectra of CH₂ formed in flash photolysis of diazomethane it was concluded that singlet CH₂ is also bent, with an angle of ~103°.³⁴³ Singlet CCl₂²⁸⁶ and CBr₂³⁴⁴ are also bent, with angles of 100 and 114°, respectively. It

³³³Kopecky, K.R.; Hammond, G.S.; Leermakers, P.A. *J. Am. Chem. Soc.* **1961**, *83*, 2397; **1962**, *84*, 1015; Duncan, F.J.; Cvetanović, R.J. *J. Am. Chem. Soc.* **1962**, *84*, 3593.

³³⁴For a review of the kinetics of CH₂ reactions, see Laufer, A.H. *Rev. Chem. Intermed.* **1981**, *4*, 225.

³³⁵Decay of singlet and triplet CH₂ has been detected in solution, as well as in the gas phase: Turro, N.J.; Cha, Y.; Gould, I.R. *J. Am. Chem. Soc.* **1987**, *109*, 2101.

³³⁶Tomioka, H. *Acc. Chem. Res.* **1997**, *30*, 315; Kirmse, W. *Angew. Chem. Int. Ed.* **2003**, *42*, 2117.

³³⁷Hirai, K.; Tomioka, H. *J. Am. Chem. Soc.* **1999**, *121*, 10213; Woodcock, H.L.; Moran, D.; Schleyer, P.v.R.; Schaefer III, H.F. *J. Am. Chem. Soc.* **2001**, *123*, 4331.

³³⁸For other methods of distinguishing singlet from triplet carbenes, see Hendrick, M.E.; Jones Jr., M. *Tetrahedron Lett.* **1978**, 4249; Creary, X. *J. Am. Chem. Soc.* **1980**, *102*, 1611.

³³⁹Rabinovitch, B.S.; Tschuikow-Roux, E.; Schlag, E.W. *J. Am. Chem. Soc.* **1959**, *81*, 1081; Frey, H.M. *Proc. R. Soc. London, Ser. A* **1959**, *251*, 575. It has been reported that a singlet carbene (CBr₂) can add nonstereospecifically: Lambert, J.B.; Larson, E.G.; Bosch, R.J. *Tetrahedron Lett.* **1983**, *24*, 3799.

³⁴⁰Andrews, L. *J. Chem. Phys.* **1968**, *48*, 979.

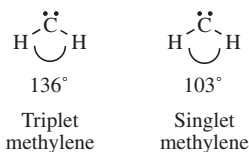
³⁴¹The technique of spin trapping (p. 268) has been applied to the detection of transient triplet carbenes: Forrester, A.R.; Sadd, J.S. *J. Chem. Soc. Perkin Trans. 2* **1982**, 1273.

³⁴²Wasserman, E.; Kuck, V.J.; Hutton, R.S.; Anderson, E.D.; Yager, W.A. *J. Chem. Phys.* **1971**, *54*, 4120; Bernheim, R.A.; Bernard, H.W.; Wang, P.S.; Wood, L.S.; Skell, P.S. *J. Chem. Phys.* **1970**, *53*, 1280; **1971**, *54*, 3223.

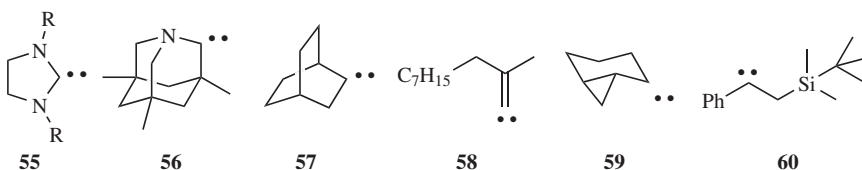
³⁴³Herzberg, G.; Johns, J.W.C. *Proc. R. Soc. London, Ser. A* **1967**, *295*, 107, *J. Chem. Phys.* **1971**, *54*, 2276 and cited references.

³⁴⁴Ivey, R.C.; Schulze, P.D.; Leggett, T.L.; Kohl, D.A. *J. Chem. Phys.* **1974**, *60*, 3174.

has long been known that triplet aryl carbenes are bent.³⁴⁵



The most common carbenes are :CH₂ and :CCl₂,³⁴⁶ but many others have been reported,³⁴⁷ including heterocyclic carbenes, such as **55** (stabilized by the steric constraints of the ring geometry),³⁴⁸ **56** (an aminocarbene without π conjugation),³⁴⁹ bicyclo[2.2.2]octylidene, **57**,³⁵⁰ alkylidene carbenes, such as **58**,³⁵¹ conformationally restricted cyclopropylcarbenes, such as **59**,³⁵² β-Silylcarbenes, such as **60**,³⁵³ α-keto carbenes,³⁵⁴ vinyl carbenes,³⁵⁵ and chiral carbenoids.³⁵⁶ In the case of **55** (R = Ph),³⁵⁷ the precursor is a tetraaminoethylene, and when potassium hydride is present to preclude electrophilic catalysis, starting tetraaminoethylenes are recovered unchanged.



³⁴⁵Trozzolo, A.M.; Wasserman, E.; Yager, W.A. *J. Am. Chem. Soc.* **1965**, *87*, 129; Senthilnathan, V.P.; Platz, M.S. *J. Am. Chem. Soc.* **1981**, *103*, 5503; Gilbert, B.C.; Griller, D.; Nazran, A.S. *J. Org. Chem.* **1985**, *50*, 4738.

³⁴⁶For reviews of halocarbenes, see Burton, D.J.; Hahnfeld, J.L. *Fluorine Chem. Rev.* **1977**, *8*, 119; Margrave, J.L.; Sharp, K.G.; Wilson, P.W. *Fort. Chem. Forsch.* **1972**, *26*, 1, pp. 3–13.

³⁴⁷For reviews of unsaturated carbenes, see Stang, P.J. *Acc. Chem. Res.* **1982**, *15*, 348; *Chem. Rev.* **1978**, *78*, 383. For a review of carbalkoxycarbenes, see Marchand, A.P.; Brockway, N.M. *Chem. Rev.* **1974**, *74*, 431. For a review of arylcarbenes, see Schuster, G.B. *Adv. Phys. Org. Chem.* **1986**, *22*, 311. For a review of carbenes with neighboring hetero atoms, see Taylor, K.G. *Tetrahedron* **1982**, *38*, 2751.

³⁴⁸Denk, M.K.; Thadani, A.; Hatano, K.; Lough, A.J. *Angew. Chem. Int. Ed.* **1997**, *36*, 2607; Herrmann, W.A. *Angew. Chem. Int. Ed.* **2002**, *41*, 1290.

³⁴⁹Ye, Q.; Komarov, I.V.; Kirby, A.J.; Jones, Jr., M. *J. Org. Chem.* **2002**, *67*, 9288.

³⁵⁰Ye, Q.; Jones, Jr., M.; Chen, T.; Shevlin, P.B. *Tetrahedron Lett.* **2001**, *42*, 6979.

³⁵¹Ohira, S.; Okai, K.; Moritani, T. *J. Chem. Soc. Chem. Commun.* **1992**, 721; Walsh, R.; Wolf, C.; Untiedt, S.; de Meijere, A. *J. Chem. Soc. Chem. Commun.* **1992**, 421, 422; Ohira, S.; Yamasaki, K.; Nozaki, H.; Yamato, M.; Nakayama, M. *Tetrahedron Lett.* **1995**, *36*, 8843. For dimethylvinylidene carbene, see Reed, S.C.; Capitosti, G.J.; Zhu, Z.; Modarelli, D.A. *J. Org. Chem.* **2001**, *66*, 287. For a review of alkylidene carbenes, see Knorr, R. *Chem. Rev.* **2004**, *104*, 3795.

³⁵²Fernamberg, K.; Snoonian, J.R.; Platz, M.S. *Tetrahedron Lett.* **2001**, *42*, 8761.

³⁵³Creary, X.; Butchko, M.A. *J. Org. Chem.* **2002**, *67*, 112.

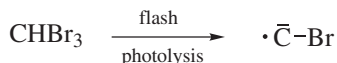
³⁵⁴Bonnichon, F.; Richard, C.; Grabner, G. *Chem. Commun.* **2001**, 73.

³⁵⁵Zuev, P.S.; Sheridan, R.S. *J. Am. Chem. Soc.* **2004**, *126*, 12220.

³⁵⁶Topolski, M.; Duraisamy, M.; Rachoń, J.; Gawronski, J.; Gawronska, K.; Goedken, V.; Walborsky, H.M. *J. Org. Chem.* **1993**, *58*, 546.

³⁵⁷See Wanzlick, H.-W.; Schikora, E. *Angew. Chem.* **1960**, *72*, 494.

Flash photolysis of CHBr_3 produced the intermediate CBr .³⁵⁸

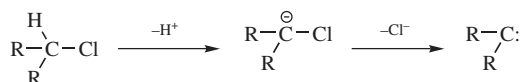


This is a *carbyne*. The intermediates CF and CCl were generated similarly from CHFBr_2 and CHClBr_2 , respectively.

The Generation and Fate of Carbenes³⁵⁹

Carbenes are chiefly formed in two ways, although other pathways are also known.

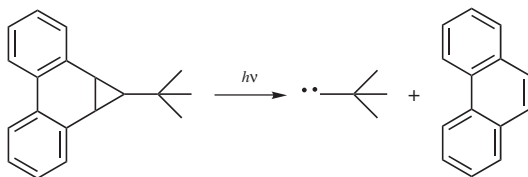
1. In α elimination, a carbon loses a group without its electron pair, usually a proton, and then a group with its pair, usually a halide ion.³⁶⁰



The most common example is formation of dichlorocarbene by treatment of chloroform with a base (see reaction **10-3**) and geminal alkyl dihalides with Me_3Sn^- ,³⁶¹ but many other examples are known, such as

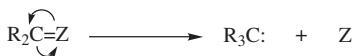


Ref. 362



Ref. 363

2. Disintegration of compounds containing certain types of double bonds:



³⁵⁸Ruzsicska, B.P.; Jodhan, A.; Choi, H.K.J.; Strausz, O.P. *J. Am. Chem. Soc.* **1983**, *105*, 2489.

³⁵⁹For reviews, see Jones Jr., M. *Acc. Chem. Res.* **1974**, *7*, 415; Kirmse, W., in Bamford, C.H.; Tipper, C.F.H. *Comprehensive Chemical Kinetics*, Vol. 9; Elsevier, NY, **1973**, pp. 373–415; Ref. 327. For a review of electrochemical methods of carbene generation, see Petrosyan, V.E.; Niyazymbetov, M.E. *Russ. Chem. Rev.* **1989**, *58*, 644.

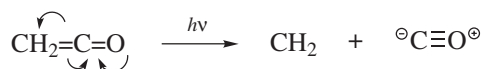
³⁶⁰For a review of formation of carbenes in this manner, see Kirmse, W. *Angew. Chem. Int. Ed.* **1965**, *4*, 1.

³⁶¹Ashby, E.C.; Deshpande, A.K.; Doctorovich, F. *J. Org. Chem.* **1993**, *58*, 4205.

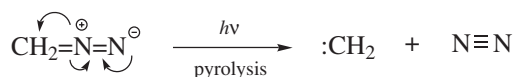
³⁶²Wagner, W.M. *Proc. Chem. Soc.* **1959**, 229.

³⁶³Glick, H.C.; Likhovovik, I.R.; Jones Jr., M. *Tetrahedron Lett.* **1995**, *36*, 5715; Stang, P.J. *Acc. Chem. Res.* **1982**, *15*, 348; *Chem. Rev.* **1978**, *78*, 383.

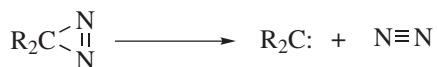
The two most important ways of forming :CH_2 are examples: the photolysis of ketene



and the isoelectronic decomposition of diazomethane.³⁶⁴



Diazirines³⁶⁵ (isomeric with diazoalkanes) give carbenes,³⁶⁶ but arylmethyl radicals have also been generated from diazirines.³⁶⁷ In a different study, thermolysis of diaryloxydiazirines gave the anticipated carbene products, but photolysis gave both carbenes and aryloxy radicals by α -scission.³⁶⁸



Because most carbenes are so reactive, it is often difficult to prove that they are actually present in a given reaction. The lifetime of formylcarbene was measured by transient absorption and transient grating spectroscopy to be 0.15–0.73 ns in dichloromethane.³⁶⁹ In many instances where a carbene is *apparently* produced by an α elimination or by disintegration of a double-bond compound there is evidence that no free carbene is actually involved. The neutral term *carbenoid* is used where it is known that a free carbene is not present or in cases where there is doubt. α -Halo organometallic compounds, R_2CXM , are often called carbenoids because they readily give a elimination reactions³⁷⁰ (e.g., see **12-39**).

The reactions of carbenes are more varied than those of the species previously discussed in this chapter. Solvent effects have been observed in carbene reactions. The selectivity of certain carbenes is influenced by the nature of the solvent.³⁷¹ the distribution of rearrangement products (see below) from *tert*-butylcarbene³⁷² are

³⁶⁴For a review, see Regitz, M.; Maas, G. *Diazo Compounds*, Academic Press, NY, **1986**, pp. 170–184.

³⁶⁵For syntheses, see Martinu, T.; Dailey, W.P. *J. Org. Chem.* **2004**, *69*, 7359; Likhovvorik, I.R.; Tae, E.L.; Ventre, C.; Platz, M.S. *Tetrahedron Lett.* **2000**, *41*, 795.

³⁶⁶For a treatise, see Liu, M.T.H. *Chemistry of Diazirines*, 2 vols., CRC Press, Boca Raton, FL, **1987**. For reviews, see Liu, M.T.H. *Chem. Soc. Rev.* **1982**, *11*, 127; Frey, H.M. *Adv. Photochem.* **1966**, *4*, 225.

³⁶⁷Moss, R.A.; Fu, X. *Org. Lett.* **2004**, *6*, 3353.

³⁶⁸Fede, J.-M.; Jockusch, S.; Lin, N.; Moss, R.A.; Turro, N.J. *Org. Lett.* **2003**, *5*, 5027.

³⁶⁹Toscano, J.P.; Platz, M.S.; Nikolaev, V.; Cao, Y.; Zimmt, M.B. *J. Am. Chem. Soc.* **1996**, *118*, 3527.

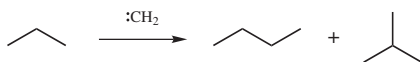
³⁷⁰For a review, see Nefedov, O.M.; D'yachenko, A.I.; Prokof'ev, A.K. *Russ. Chem. Rev.* **1977**, *46*, 941.

³⁷¹Tomioaka, H.; Ozaki, Y.; Izawa, Y. *Tetrahedron* **1985**, *41*, 4987.

³⁷²Moss, R.A.; Yan, S.; Krogh-Jespersen, K. *J. Am. Chem. Soc.* **1998**, *120*, 1088.; Krogh-Jespersen, K.; Yan, S.; Moss, R.A. *J. Am. Chem. Soc.* **1999**, *121*, 6269.

influenced by changes in solvent.³⁷³ It is known that singlet methylene forms a charge-transfer complex with benzene.³⁷⁴ Solvent interactions for chlorophenylcarbene and fluorophenylcarbene, however, are weak.³⁷⁵

1. Additions to carbon–carbon double bonds have already been mentioned. Carbenes also add to aromatic systems, but the immediate products rearrange, usually with ring enlargement (see **15-65**). Additions of carbenes to other double bonds, such as C=N (**16-46** and **16-48**), and to triple bonds have also been reported.
2. An unusual reaction of carbenes is that of insertion into C–H bonds (**12-21**). Thus, :CH_2 reacts with methane to give ethane and with propane to give



n-butane and isobutane, as shown. Elimination to give an alkene is a competing side reaction in polar solvents, but this is suppressed in nonpolar solvents.³⁷⁶ Simple alkyl carbenes, such as this, are not very useful for synthetic purposes, but do illustrate the extreme reactivity of carbene. However, carbenoids generated by rhodium catalyzed decomposition of diazoalkanes are very useful (p. 803) and have been used in a variety of syntheses. Treatment in the liquid phase of an alkane, such as pentane with carbene formed from the photolysis of diazomethane, gives the three possible products in statistical ratios³⁷⁷ demonstrating that carbene is displaying no selectivity. For many years, it was a generally accepted principle that the lower the selectivity the greater the reactivity; however, this principle is no longer regarded as general because many exceptions have been found.³⁷⁸ Singlet CH_2 generated by photolysis of diazomethane is probably the most reactive organic species known, but triplet CH_2 is somewhat less reactive, and other carbenes are still less reactive. The following series of carbenes of decreasing reactivity has

³⁷³Ruck, R.T.; Jones Jr., M. *Tetrahedron Lett.* **1998**, 39, 2277.

³⁷⁴Khan, M.I.; Goodman, J.L. *J. Am. Chem. Soc.* **1995**, 117, 6635.

³⁷⁵Sun, Y.; Tippmann, E.M.; Platz, M.S. *Org. Lett.* **2003**, 5, 1305.

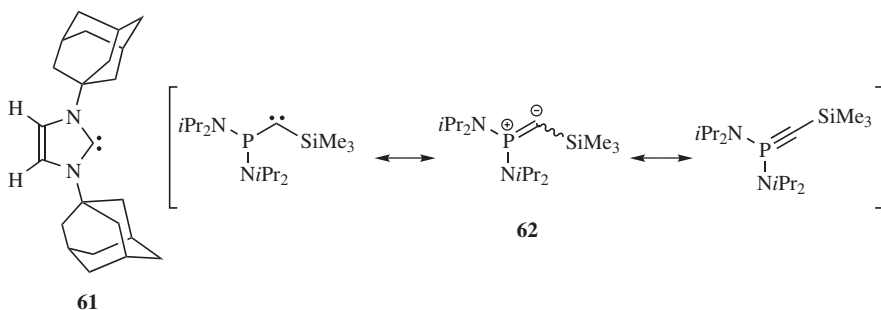
³⁷⁶Ruck, R.T.; Jones Jr., M. *Tetrahedron Lett.* **1998**, 39, 2277.

³⁷⁷Doering, W. von E.; Buttery, R.G.; Laughlin, R.G.; Chaudhuri, N. *J. Am. Chem. Soc.* **1956**, 78, 3224; Richardson, D.B.; Simmons, M.C.; Dvoretzky, I. *J. Am. Chem. Soc.* **1961**, 83, 1934; Halberstadt, M.L.; McNesby, J.R. *J. Am. Chem. Soc.* **1967**, 89, 3417.

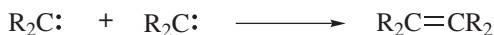
³⁷⁸For reviews of this question, see Buncel, E.; Wilson, H. *J. Chem. Educ.* **1987**, 64, 475; Johnson, C.D. *Tetrahedron* **1980**, 36, 3461; *Chem. Rev.* **1975**, 75, 755; Giese, B. *Angew. Chem. Int. Ed.* **1977**, 16, 125; Pross, A. *Adv. Phys. Org. Chem.* **1977**, 14, 69. See also, Ritchie, C.D.; Sawada, M. *J. Am. Chem. Soc.* **1977**, 99, 3754; Argile, A.; Ruasse, M. *Tetrahedron Lett.* **1980**, 21, 1327; Godfrey, M. *J. Chem. Soc. Perkin Trans. 2* **1981**, 645; Kurz, J.L.; El-Nasr, M.M.S. *J. Am. Chem. Soc.* **1982**, 104, 5823; Srinivasan, C.; Shunmugasundaram, A.; Arumugam, N. *J. Chem. Soc. Perkin Trans. 2* **1985**, 17; Bordwell, F.G.; Branca, J.C.; Cripe, T.A. *Isr. J. Chem.* **1985**, 26, 357; Formosinho, S.J. *J. Chem. Soc. Perkin Trans. 2* **1988**, 839; Johnson, C.D.; Stratton, B. *J. Chem. Soc. Perkin Trans. 2* **1988**, 1903. For a group of papers on this subject, see *Isr. J. Chem.* **1985**, 26, 303.

been proposed on the basis of discrimination between insertion and addition reactions: $\text{CH}_2 > \text{HCCOOR} > \text{PhCH} > \text{BrCH} \sim \text{ClCH}$.³⁷⁹ Dihalocarbenes generally do not give insertion reactions at all. Insertion of carbenes into other bonds has also been demonstrated, although not insertion into C–C bonds.³⁸⁰

Two carbenes that are stable at room temperature have been reported.³⁸¹ These are **61** and **62**. In the absence of oxygen and moisture, **61** exists as stable crystals with a melting point of 240–241°C.³⁸² Its structure was proved by X-ray crystallography.



3. It would seem that dimerization should be an important reaction of carbenes



but it is not, because the reactivity is so great that the carbene species do not have time to find each other and because the dimer generally has so much energy that it dissociates again. Apparent dimerizations have been observed, but it is likely that the products in many reported instances of “dimerization” do not arise from an actual dimerization of two carbenes but from attack by a carbene on a molecule of carbene precursor, for example,



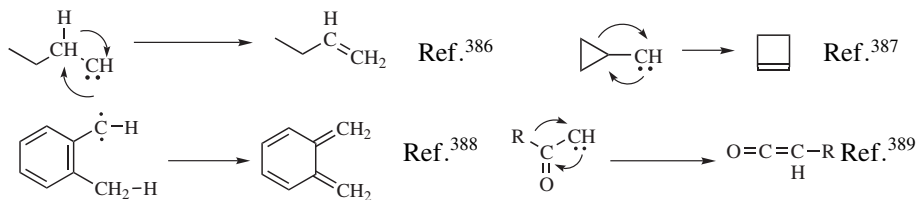
³⁷⁹Closs, G.L.; Coyle, J.J. *J. Am. Chem. Soc.* **1965**, *87*, 4270.

³⁸⁰See, for example, Doering, W. von E.; Knox, L.H.; Jones, Jr., M. *J. Org. Chem.* **1959**, *24*, 136; Franzen, V. *Liebigs Ann. Chem.* **1959**, 627, 22; Bradley, J.; Ledwith, A. *J. Chem. Soc.* **1961**, 1495; Frey, H.M.; Voisey, M.A. *Chem. Commun.* **1966**, 454; Seyferth, D.; Damrauer, R.; Mui, J.Y.; Jula, T.F. *J. Am. Chem. Soc.* **1968**, *90*, 2944; Tomioka, H.; Ozaki, Y.; Izawa, Y. *Tetrahedron* **1985**, *41*, 4987; Frey, H.M.; Walsh, R.; Watts, I.M. *J. Chem. Soc. Chem. Commun.* **1989**, 284.

³⁸¹For a discussion, see Regitz, M. *Angew. Chem. Int. Ed.* **1991**, *30*, 674.

³⁸²Arduengo III, A.J.; Harlow, R.L.; Kline, M. *J. Am. Chem. Soc.* **1991**, *113*, 361.

4. Alkylcarbenes can undergo rearrangement, with migration of alkyl or hydrogen.³⁸³ Indeed these rearrangements are generally so rapid³⁸⁴ that additions to multiple bonds and insertion reactions, which are so common for CH₂, are seldom encountered with alkyl or dialkyl carbenes. Unlike rearrangement of the species previously encountered in this chapter, most rearrangements of carbenes directly give stable molecules. A carbene intermediate has been suggested for the isomerization of cyclopropane.³⁸⁵ Some examples of carbene rearrangement are



The rearrangement of acylcarbenes to ketenes is called the Wolff rearrangement (reaction **18-8**). A few rearrangements in which carbenes rearrange to other carbenes are also known.³⁹⁰ Of course, the new carbene must stabilize itself in one of the ways we have mentioned.

³⁸³F. Locatelli, F. Candy, J.-P. Didillon, B. Niccolai, G.P. Uzio, D. Basset, J.-M. *J. Am. Chem. Soc.* **2001**, *123*, 1658. For reviews of carbene and nitrene rearrangements, see Brown, R.F.C. *Pyrolytic Methods in Organic Chemistry*, Academic Press, NY, **1980**, pp. 115–163; Wentrup, C. *Adv. Heterocycl. Chem.* **1981**, *28*, 231; *React. Intermed. (Plenum)* **1980**, *1*, 263; *Top. Curr. Chem.* **1976**, *62*, 173; Jones, W.M., in de Mayo, P. *Rearrangements in Ground and Excited States*, Vol. 1, Academic Press, NY, **1980**, pp. 95–160; Schaefer III, H.F. *Acc. Chem. Res.* **1979**, *12*, 288; Kirmse, W. *Carbene Chemistry*, 2nd ed., Academic Press, NY, **1971**, pp. 457–496.

³⁸⁴The activation energy for the 1,2-hydrogen shift has been estimated at 1.1 kcal mol⁻¹ (4.5 kJ mol⁻¹), an exceedingly low value: Stevens, I.D.R.; Liu, M.T.H.; Soundararajan, N.; Paik, N. *Tetrahedron Lett.* **1989**, *30*, 481. Also see, Pezacki, J.P.; Couture, P.; Dunn, J.A.; Warkentin, J.; Wood, P.D.; Luszyk, J.; Ford, F.; Platz, M.S. *J. Org. Chem.* **1999**, *64*, 4456.

³⁸⁵Bettinger, H.F.; Rienstra-Kiracofe, J.C.; Hoffman, B.C.; Schaefer III, H.F.; Baldwin, J.E.; Schleyer, P.v.R. *Chem. Commun.* **1999**, 1515.

³⁸⁶Kirmse, W.; Doering, W. von E. *Tetrahedron* **1960**, *11*, 266. For kinetic studies of the rearrangement: Cl-CH-CHR₂ → ClCH=CR₂, see Liu, M.T.H.; Bonneau, R. *J. Am. Chem. Soc.* **1989**, *111*, 6873; Jackson, J.E.; Soundararajan, N.; White, W.; Liu, M.T.H.; Bonneau, R.; Platz, M.S. *J. Am. Chem. Soc.* **1989**, *111*, 6874; Ho, G.; Krogh-Jespersen, K.; Moss, R.A.; Shen, S.; Sheridan, R.S.; Subramanian, R. *J. Am. Chem. Soc.* **1989**, *111*, 6875; LaVilla, J.A.; Goodman, J.L. *J. Am. Chem. Soc.* **1989**, *111*, 6877.

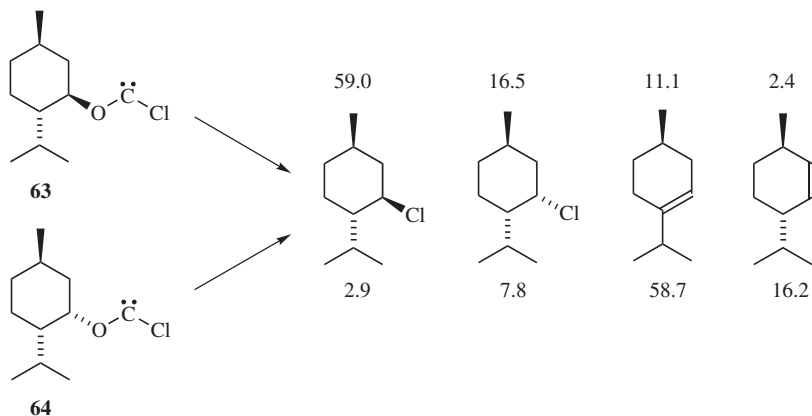
³⁸⁷Friedman, L.; Shechter, H. *J. Am. Chem. Soc.* **1960**, *82*, 1002.

³⁸⁸McMahon, R.J.; Chapman, O.L. *J. Am. Chem. Soc.* **1987**, *109*, 683.


³⁸⁹Friedman, L.; Berger, J.G. *J. Am. Chem. Soc.* **1961**, *83*, 492, 500.

³⁹⁰For a review, see Jones, W.M. *Acc. Chem. Res.* **1977**, *10*, 353.

5. The fragmentation reactions of alicyclic oxychlorocarbenes such as **63** and **64**³⁹¹ give substitution and elimination products. Menthylloxochlorocarbene, **63**, gave primarily the substitution product, whereas neomenthylloxochlorocarbene, **64**, gave primarily the elimination product, as shown. In this case, the substitution product is likely due to rearrangement of the chlorocarbene.³⁹² It is known that fragmentation of nortricycloxychlorocarbene in pentane occurs by an S_Ni-like process to give nortricycyl chloride.³⁹³ In more polar solvents, fragmentation leads to nortricycyl cation–chloride anion pair that gives nortricycyl chloride and a small amount of *exo*-2-norbornenyl chloride. Fragmentation can also lead to radicals.³⁹⁴



6. Triplet carbenes can abstract hydrogen or other atoms to give free radicals, for example,



This is not surprising, since triplet carbenes are free radicals. But singlet carbenes can also give this reaction, although in this case only halogen atoms are abstracted, not hydrogen.³⁹⁵

³⁹¹Moss, R.A.; Johnson, L.A.; Kacprzynski, M.; Sauers, R.R. *J. Org. Chem.* **2003**, *68*, 5114.

³⁹²A rearrangement product was noted for adamantylchlorocarbenes, possibly due to rearrangement of the chlorine atom from a chlorocarbene. See Yao, G.; Rempala, P.; Bashore, C.; Sheridan, R.S. *Tetrahedron Lett.* **1999**, *40*, 17.

³⁹³Moss, R.A.; Ma, Y.; Sauers, R.R.; Madni, M. *J. Org. Chem.* **2004**, *69*, 3628.

³⁹⁴Mekley, N.; El-Saidi, M.; Warkentin, J. *Can. J. Chem.* **2000**, *78*, 356.

³⁹⁵Roth, H.D. *J. Am. Chem. Soc.* **1971**, *93*, 1527, 4935, *Acc. Chem. Res.* **1977**, *10*, 85.

NITRENES

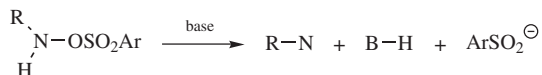
Nitrenes,³⁹⁶ R–N̄, are the nitrogen analogs of carbenes, and most of what we have said about carbenes also applies to them. Nitrenes are too reactive for isolation under ordinary conditions,³⁹⁷ although *ab initio* calculations show that nitrenes are more stable than carbenes with an enthalpy difference of 25–26 kcal mol⁻¹ (104.7–108.8 kJ mol⁻¹).³⁹⁸



Alkyl nitrenes have been isolated by trapping in matrices at 4 K,³⁹⁹ while aryl nitrenes, which are less reactive, can be trapped at 77 K.⁴⁰⁰ The ground state of NH, and probably of most nitrenes,⁴⁰¹ is a triplet, although nitrenes can be generated in both triplet⁴⁰² and singlet states. In additions of EtOOC–N to C=C double bonds two species are involved, one of which adds in a stereospecific manner and the other not. By analogy with Skell's proposal involving carbenes (p. 284) these are taken to be the singlet and triplet species, respectively.⁴⁰³

The two principal means of generating nitrenes are analogous to those used to form carbenes.

1. Elimination. An example is



³⁹⁶For monographs, see Scriven, E.F.V. *Azides and Nitrenes*, Academic Press, NY, **1984**; Lwowski, W. *Nitrenes*, Wiley, NY, **1970**. For reviews, see Scriven, E.F.V. *React. Intermed. (Plenum)* **1982**, 2, 1; Lwowski, W. *React. Intermed. (Wiley)* **1985**, 3, 305; **1981**, 2, 315; **1978**, 1, 197; *Angew. Chem. Int. Ed.* **1967**, 6, 897; Abramovitch, R.A., in McManus, S.P. *Organic Reactive Intermediates*, Academic Press, NY, **1973**, pp. 127–192; Hünig, S. *Helv. Chim. Acta* **1971**, 54, 1721; Belloli, R. *J. Chem. Educ.* **1971**, 48, 422; Kuznetsov, M.A.; Ioffe, B.V. *Russ. Chem. Rev.* **1989**, 58, 732 (*N*- and *O*-nitrenes); Meth-Cohn, O. *Acc. Chem. Res.* **1987**, 20, 18 (oxycarbonylnitrenes); Abramovitch, R.A.; Sutherland, R.G. *Fortsch. Chem. Forsch.*, **1970**, 16, 1 (sulfonyl nitrenes); Ioffe, B.V.; Kuznetsov, M.A. *Russ. Chem. Rev.* **1972**, 41, 131 (*N*-nitrenes).

³⁹⁷McClelland, R.A. *Tetrahedron* **1996**, 52, 6823.

³⁹⁸Kemnitz, C.R.; Karney, W.L.; Borden, W.T. *J. Am. Chem. Soc.* **1998**, 120, 3499.

³⁹⁹Wasserman, E.; Smolinsky, G.; Yager, W.A. *J. Am. Chem. Soc.* **1964**, 86, 3166. For the structure of CH₃–N̄, as determined in the gas phase, see Carrick, P.G.; Brazier, C.R.; Bernath, P.F.; Engelking, P.C. *J. Am. Chem. Soc.* **1987**, 109, 5100.

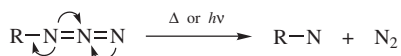
⁴⁰⁰Smolinsky, G.; Wasserman, E.; Yager, W.A. *J. Am. Chem. Soc.* **1962**, 84, 3220. For a review, see Sheridan, R.S. *Org. Photochem.* **1987**, 8, 159, pp. 159–248.

⁴⁰¹A few nitrenes have been shown to have singlet ground states. See Sigman, M.E.; Autrey, T.; Schuster, G.B. *J. Am. Chem. Soc.* **1988**, 110, 4297.

⁴⁰²For the direct detection of triplet alkyl nitrenes in solution via photolysis of α -azidoacetophenones see Singh, P.N.D.; Mandel, S.M.; Robinson, R.M.; Zhu, Z.; Franz, R.; Ault, B.S.; Gudmundsdottir, A.D. *J. Org. Chem.* **2003**, 68, 7951.

⁴⁰³McConaghy, Jr., J.S.; Lwowski, W. *J. Am. Chem. Soc.* **1967**, 89, 2357, 4450; Mishra, A.; Rice, S.N.; Lwowski, W. *J. Org. Chem.* **1968**, 33, 481.

2. *Breakdown of Certain Double-Bond Compounds.* The most common method of forming nitrenes is photolytic or thermal decomposition of azides,⁴⁰⁴



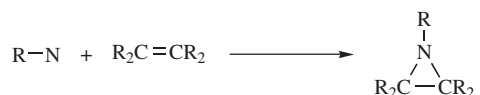
The unsubstituted nitrene NH has been generated by photolysis of or electric discharge through NH_3 , N_2H_4 , or HN_3 .

The reactions of nitrenes are also similar to those of carbenes.⁴⁰⁵ As in that case, many reactions in which nitrene intermediates are suspected probably do not involve free nitrenes. It is often very difficult to obtain proof in any given case that a free nitrene is or is not an intermediate.

1. *Insertion* (see reaction 12-13). Nitrenes, especially acyl nitrenes and sulfonyl nitrenes, can insert into C—H and certain other bonds, for example,



2. *Addition to C=C Bonds* (see reaction 15-54):



3. *Rearrangements.*³⁸³ Alkyl nitrenes do not generally give either of the two preceding reactions because rearrangement is more rapid, for example,




Such rearrangements are so rapid that it is usually difficult to exclude the possibility that a free nitrene was never present at all, that is, that migration takes place at the same time that the nitrene is formed⁴⁰⁶ (see p. 1606). However, the rearrangement of naphthyl nitrenes to novel bond-shift isomers has been reported.⁴⁰⁷

⁴⁰⁴For reviews, see Dyllal, L.K., in Patai, S.; Rappoport, Z. *The Chemistry of Functional Groups, Supplement D*, pt. 1, Wiley, NY, 1983, pp. 287–320; Dürr, H.; Kober, H. *Top. Curr. Chem.* **1976**, *66*, 89; L'Abbé, G. *Chem. Rev.* **1969**, *69*, 345.

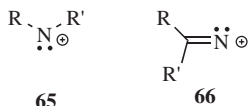
⁴⁰⁵For a discussion of nitrene reactivity, see Subbaraj, A.; Subba Rao, O.; Lwowski, W. *J. Org. Chem.* **1989**, *54*, 3945.

⁴⁰⁶For example, see Moriarty, R.M.; Reardon, R.C. *Tetrahedron* **1970**, *26*, 1379; Abramovitch, R.A.; Kyba, E.P. *J. Am. Chem. Soc.* **1971**, *93*, 1537.

⁴⁰⁷Maltsev, A.; Bally, T.; Tsao, M.-L.; Platz, M.S.; Kuhn, A.; Vosswinkel, M.; Wentrup, C. *J. Am. Chem. Soc.* **2004**, *126*, 237.

4. *Abstraction*, for example,5. *Dimerization*. One of the principal reactions of NH is dimerization to diimide N_2H_2 . Azobenzenes are often obtained in reactions where aryl nitrenes are implicated.⁴⁰⁸

It would thus seem that dimerization is more important for nitrenes than it is for carbenes, but again it has not been proved that free nitrenes are actually involved.



At least two types of *nitrenium ions*,⁴⁰⁹ the nitrogen analogs of carbocations, can exist as intermediates, although much less work has been done in this area than on carbocations. In one type (**65**), the nitrogen is bonded to two atoms (R or R' can be H)⁴¹⁰ and in the other (**66**) to only one atom.⁴¹¹ When R = H in **65** the species is a protonated nitrene. Like carbenes and nitrenes, nitrenium ions can exist in singlet or triplet states.⁴¹²

⁴⁰⁸See, for example, Leyva, E.; Platz, M.S.; Persy, G.; Wirz, J. *J. Am. Chem. Soc.* **1986**, *108*, 3783.

⁴⁰⁹Falvey, D.E. *J. Phys. Org. Chem.* **1999**, *12*, 589; Falvey, D.E., in Ramamurthy, V., Schanze, K. *Organic, Physical, and Materials Photochemistry*, Marcel Dekker, NY, **2000**; pp. 249–284; Novak, M.; Rajagopal, S. *Adv. Phys. Org. Chem.* **2001**, *36*, 167; Falvey, D.E., in Moss, R.A., Platz, M.S., Jones, Jr., M. *Reactive Intermediate Chemistry*, Wiley-Interscience: Hoboken, NJ, **2004**; Vol. 1, pp. 593–650.

⁴¹⁰Winter, A.H.; Falvey, D.E.; Cramer, C.J. *J. Am. Chem. Soc.*, **2004**, *126*, 9661.

⁴¹¹For reviews of **65**, see Abramovitch, R.A.; Jeyaraman, R., in Scriven, E.F.V. *Azides and Nitrenes*, Academic Press, NY, **1984**, pp. 297–357; Gassman, P.G. *Acc. Chem. Res.* **1970**, *3*, 26. For a review of **66**, see Lansbury, P.T., in Lwowski, W. *Nitrenes*, Wiley, NY, **1970**, pp. 405–419.

⁴¹²Gassman, P.G.; Cryberg, R.L. *J. Am. Chem. Soc.* **1969**, *91*, 5176.

Mechanisms and Methods of Determining Them

A mechanism is the actual process by which a reaction takes place: which bonds are broken, in what order, how many steps are involved, the relative rate of each step, and so on. In order to state a mechanism completely, we should have to specify the positions of all atoms, including those in solvent molecules, and the energy of the system, at every point in the process. A proposed mechanism must fit all the facts available. It is always subject to change as new facts are discovered. The usual course is that the gross features of a mechanism are the first to be known and then increasing attention is paid to finer details. The tendency is always to probe more deeply, to get more detailed descriptions.

Although for most reactions gross mechanisms can be written today with a good degree of assurance, no mechanism is known completely. There is much about the fine details that is still puzzling, and for some reactions even the gross mechanism is not yet clear. The problems involved are difficult because there are so many variables. Many examples are known where reactions proceed by different mechanisms under different conditions. In some cases, there are several proposed mechanisms, each of which completely explains all the data.

TYPES OF MECHANISM

In most reactions of organic compounds, one or more covalent bonds are broken. We can divide organic mechanisms into three basic types, depending on how the bonds break.

1. If a bond breaks in such a way that both electrons remain with one fragment, the mechanism is called *heterolytic*. Such reactions do not necessarily involve ionic intermediates, although they usually do. The important thing is that the electrons are never unpaired. For most reactions, it is convenient to call one reactant the *attacking reagent* and the other the *substrate*. In this book,

we will always designate as the substrate that molecule that supplies carbon to the new bond. When carbon–carbon bonds are formed, it is necessary to be arbitrary about which is the substrate and which is the attacking reagent. In heterolytic reactions, the reagent generally brings a pair of electrons to the substrate or takes a pair of electrons from it. A reagent that brings an electron pair is called a *nucleophile* and the reaction is *nucleophilic*. A reagent that takes an electron pair is called an *electrophile* and the reaction is *electrophilic*. In a reaction in which the substrate molecule becomes cleaved, part of it (the part not containing the carbon) is usually called the *leaving group*. A leaving group that carries away an electron pair is called a *nucleofuge*. If it comes away without the electron pair, it is called an *electrofuge*.

2. If a bond breaks in such a way that each fragment gets one electron, free radicals are formed and such reactions are said to take place by *homolytic* or *free-radical mechanisms*.
3. It would seem that all bonds must break in one of the two ways previously noted. But there is a third type of mechanism in which electrons (usually six, but sometimes some other number) move in a closed ring. There are no intermediates, ions or free radicals, and it is impossible to say whether the electrons are paired or unpaired. Reactions with this type of mechanism are called *pericyclic*.¹

Examples of all three types of mechanisms are given in the next section.


TYPES OF REACTION

The number and range of organic reactions is so great as to seem bewildering, but actually almost all of them can be fitted into just six categories. In the description of the six types that follows, the immediate products are shown, although in many cases they then react with something else. All the species are shown without charges, since differently charged reactants can undergo analogous changes. The descriptions given here are purely formal and are for the purpose of classification and comparison. All are discussed in detail in Part 2 of this book.

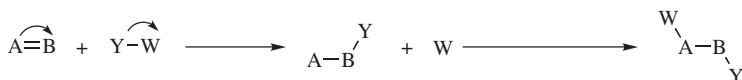
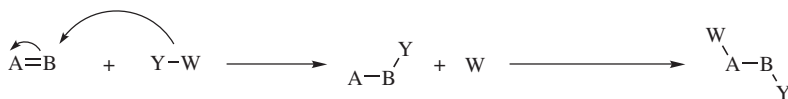
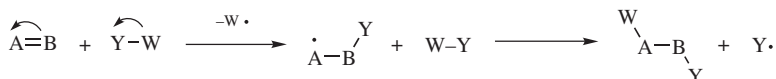

1. *Substitutions*. If heterolytic, these can be classified as nucleophilic or electrophilic depending on which reactant is designated as the substrate and which as the attacking reagent (very often Y must first be formed by a previous bond cleavage).
 - a. Nucleophilic substitution (Chapters 10, 13).



¹For a classification of pericyclic reactions, see Hendrickson, J.B. *Angew. Chem. Int. Ed.* **1974**, *13*, 47. Also see, Fleming, I. *Pericyclic Reactions*, Oxford University Press, Oxford, **1999**.

b. Electrophilic substitution (Chapters 11, 12).**c. Free-radical substitution (Chapter 14).**

In free-radical substitution, $\text{Y}\cdot$ is usually produced by a previous free-radical cleavage, and $\text{X}\cdot$ goes on to react further.

2. Additions to Double or Triple Bonds (Chapters 15, 16). These reactions can take place by all three of the mechanistic possibilities.**a. Electrophilic addition (heterolytic).****b. Nucleophilic addition (heterolytic).****c. Free-radical addition (homolytic).****d. Simultaneous addition (pericyclic).**


The examples show Y and W coming from the same molecule, but very often (except in simultaneous addition) they come from different molecules. Also, the examples show the Y-W bond cleaving at the same time that Y is bonding to B, but often (again except for simultaneous addition) this cleavage takes place earlier.

3. β Elimination (Chapter 17).

These reactions can take place by either heterolytic or pericyclic mechanisms. Examples of the latter are shown on p. \$\$\$\$. Free-radical β eliminations are extremely rare. In heterolytic eliminations W and X may or may not leave simultaneously and may or may not combine.

4. *Rearrangement* (Chapter 18). Many rearrangements involve migration of an atom or group from one atom to another. There are three types, depending on how many electrons the migrating atom or group carries with it.

a. Migration with electron pair (nucleophilic).



b. Migration with one electron (free-radical).



c. Migration without electrons (electrophilic; rare).



The illustrations show 1,2 rearrangements, in which the migrating group moves to the adjacent atom. These are the most common, although longer rearrangements are also possible. There are also some rearrangements that do not involve simple migration at all (see Chapter 18). Some of the latter involve pericyclic mechanisms.

5. *Oxidation and Reduction* (Chapter 19). Many oxidation and reduction reactions fall naturally into one of the four types mentioned above, but many others do not. For a description of oxidation–reduction mechanistic types, see p. 1704.
6. *Combinations of the above*. Note that arrows are used to show movement of *electrons*. An arrow always follows the motion of electrons and never of a nucleus or anything else (it is understood that the rest of the molecule follows the electrons). Ordinary arrows (double-headed) follow electron pairs, while single-headed arrows follow unpaired electrons. Double-headed arrows are also used in pericyclic reactions for convenience, although in these reactions we do not really know how or in which direction the electrons are moving.

THERMODYNAMIC REQUIREMENTS FOR REACTION

In order for a reaction to take place spontaneously, the free energy of the products must be lower than the free energy of the reactants; that is, ΔG must be negative. Reactions can go the other way, of course, but only if free energy is added. Like water on the surface of the earth, which only flows downhill and never uphill

(though it can be carried or pumped uphill), molecules seek the lowest possible potential energy. Free energy is made up of two components, enthalpy H and entropy S . These quantities are related by the equation

$$\Delta G = \Delta H - T\Delta S$$

The enthalpy change in a reaction is essentially the difference in bond energies (including resonance, strain, and solvation energies) between the reactants and the products. The enthalpy change can be calculated by totaling the bond energies of all the bonds broken, subtracting from this the total of the bond energies of all the bonds formed, and adding any changes in resonance, strain, or solvation energies. Entropy changes are quite different, and refer to the disorder or randomness of the system. The less order in a system, the greater the entropy. The preferred conditions in Nature are *low* enthalpy and *high* entropy, and in reacting systems, enthalpy spontaneously decreases while entropy spontaneously increases.

For many reactions entropy effects are small and it is the enthalpy that mainly determines whether the reaction can take place spontaneously. However, in certain types of reaction entropy is important and can dominate enthalpy. We will discuss several examples.

1. In general, liquids have lower entropies than gases, since the molecules of gas have much more freedom and randomness. Solids, of course, have still lower entropies. Any reaction in which the reactants are all liquids and one or more of the products is a gas is therefore thermodynamically favored by the increased entropy; the equilibrium constant for that reaction will be higher than it would otherwise be. Similarly, the entropy of a gaseous substance is higher than that of the same substance dissolved in a solvent.
2. In a reaction in which the number of product molecules is equal to the number of reactant molecules, for example, $A + B \rightarrow C + D$, entropy effects are usually small, but if the number of molecules is increased, for example, $A \rightarrow B + C$, there is a large gain in entropy because more arrangements in space are possible when more molecules are present. Reactions in which a molecule is cleaved into two or more parts are therefore thermodynamically favored by the entropy factor. Conversely, reactions in which the number of product molecules is less than the number of reactant molecules show entropy decreases, and in such cases there must be a sizable decrease in enthalpy to overcome the unfavorable entropy change.
3. Although reactions in which molecules are cleaved into two or more pieces have favorable entropy effects, many potential cleavages do not take place because of large increases in enthalpy. An example is cleavage of ethane into two methyl radicals. In this case, a bond of $\sim 79 \text{ kcal mol}^{-1}$ (330 kJ mol^{-1}) is broken, and no new bond is formed to compensate for this enthalpy increase. However, ethane can be cleaved at very high temperatures, which illustrates the principle that *entropy becomes more important as the temperature increases*, as is obvious from the equation $\Delta G = \Delta H - T\Delta S$. The

enthalpy term is independent of temperature, while the entropy term is directly proportional to the absolute temperature.

4. An acyclic molecule has more entropy than a similar cyclic molecule because there are more conformations (cf. hexane and cyclohexane). Ring opening therefore means a gain in entropy and ring closing a loss.

KINETIC REQUIREMENTS FOR REACTION

Just because a reaction has a negative ΔG does not necessarily mean that it will take place in a reasonable period of time. A negative ΔG is a *necessary*, but not a *sufficient*, condition for a reaction to occur spontaneously. For example, the reaction between H_2 and O_2 to give H_2O has a large negative ΔG , but mixtures of H_2 and O_2 can be kept at room temperature for many centuries without reacting to any significant extent. In order for a reaction to take place, *free energy of activation* ΔG^\ddagger must be added.² This situation is illustrated in Fig. 6.1,³ which is an energy

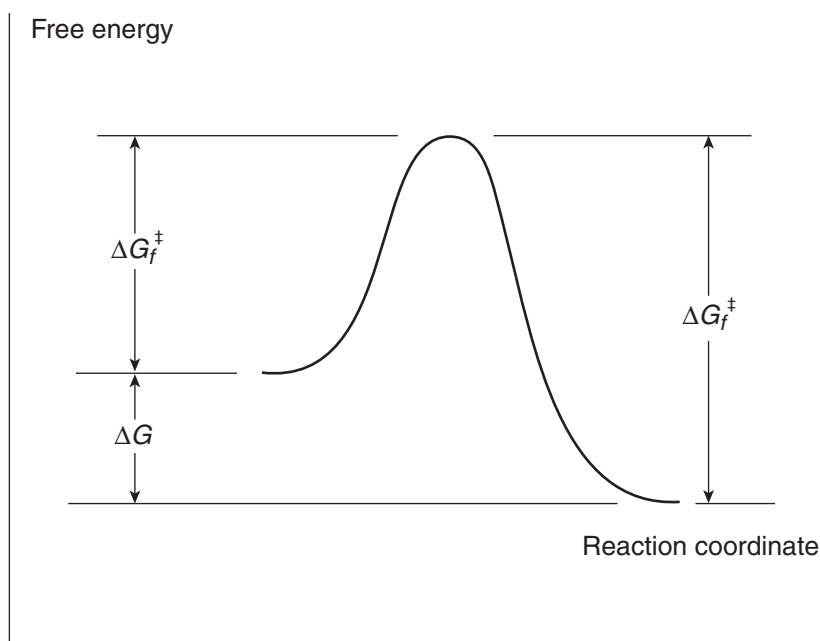


Fig. 6.1. Free-energy profile of a reaction without an intermediate where the products have a lower free energy than the reactants.

²For mixtures of H_2 and O_2 this can be done by striking a match.

³Strictly speaking, this is an energy profile for a reaction of the type $\text{XY} + \text{Z} \rightarrow \text{X} + \text{YZ}$. However, it may be applied, in an approximate way, to other reactions.

profile for a one-step reaction without an intermediate. In this type of diagram, the horizontal axis (called the *reaction coordinate*)⁴ signifies the progression of the reaction. The parameter ΔG_f^\ddagger is the free energy of activation for the forward reaction. If the reaction shown in Fig. 6.1 is reversible, must be $>\Delta G_f^\ddagger$, since it is the sum of ΔG and ΔG_f^\ddagger .

When a reaction between two or more molecules has progressed to the point corresponding to the top of the curve, the term *transition state* is applied to the positions of the nuclei and electrons. The transition state possesses a definite geometry and charge distribution but has no finite existence; the system passes through it. The system at this point is called an *activated complex*.⁵

In the *transition-state theory*⁶ the starting materials and the activated complex are taken to be in equilibrium, the equilibrium constant being designated K^\ddagger . According to the theory, all activated complexes go on to product at the same rate (which, although at first sight surprising, is not unreasonable, when we consider that they are all “falling downhill”) so that the rate constant (see p. 315) of the reaction depends only on the position of the equilibrium between the starting materials and the activated complex, that is, on the value of K^\ddagger . The parameter ΔG^\ddagger is related to K^\ddagger by

$$\Delta G^\ddagger = -2.3 RT \log K^\ddagger$$

so that a higher value of ΔG^\ddagger is associated with a smaller rate constant. The rates of nearly all reactions increase with increasing temperature because the additional energy thus supplied helps the molecules to overcome the activation energy barrier.⁷ Some reactions have no free energy of activation at all, meaning that K^\ddagger is essentially infinite and that virtually all collisions lead to reaction. Such processes are said to be *diffusion-controlled*.⁸

Like ΔG , ΔG^\ddagger is made up of enthalpy and entropy components

$$\Delta G^\ddagger = \Delta H^\ddagger - T\Delta S^\ddagger$$

ΔH^\ddagger , the *enthalpy of activation*, is the difference in bond energies, including strain, resonance, and solvation energies, between the starting compounds and the *transition state*. In many reactions, bonds have been broken or partially broken by the time the transition state is reached; the energy necessary for this is ΔH^\ddagger . It is

⁴For a review of reaction coordinates and structure–energy relationships, see Grunwald, E. *Prog. Phys. Org. Chem.* **1990**, *17*, 55.

⁵For a discussion of transition states, see Laidler, K.J. *J. Chem. Educ.* **1988**, *65*, 540.

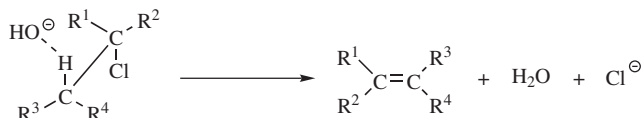
⁶For fuller discussions, see Kreevoy, M.M.; Truhlar, D.G. in Bernasconi, C.F. *Investigation of Rates and Mechanisms of Reactions*, 4th ed. (Vol. 6 of Weissberger, A. *Techniques of Chemistry*), pt. 1, Wiley, NY, **1986**, pp. 13–95; Moore, J.W.; Pearson, R.G. *Kinetics and Mechanism*, 3rd ed, Wiley, NY, **1981**, pp. 137–181; Klumpp, G.W. *Reactivity in Organic Chemistry*, Wiley, NY, **1982**; pp. 227–378.

⁷For a review concerning the origin and evolution of reaction barriers see Donahue, N.M. *Chem. Rev.* **2003**, *103*, 4593.

⁸For a monograph on diffusion-controlled reactions, see Rice, S.A. *Comprehensive Chemical Kinetics*, Vol. 25 (edited by Bamford, C.H.; Tipper, C.F.H.; Compton, R.G.); Elsevier: NY, **1985**.

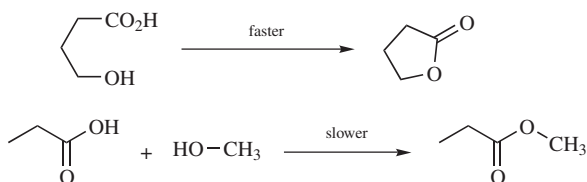
true that additional energy will be supplied by the formation of new bonds, but if this occurs after the transition state, it can affect only ΔH and not ΔH^\ddagger .

Entropy of activation, ΔS^\ddagger , which is the difference in entropy between the starting compounds and the transition state, becomes important when two reacting molecules must approach each other in a specific orientation in order for the reaction to take place. For example, the reaction between a simple noncyclic alkyl chloride and hydroxide ion to give an alkene (reaction 17-13) takes place only if, in the transition state, the reactants are oriented as shown.



Not only must the OH^- be near the hydrogen, but the hydrogen must be oriented anti to the chlorine atom.⁹ When the two reacting molecules collide, if the OH^- should be near the chlorine atom or near R^1 or R^2 , no reaction can take place. In order for a reaction to occur, the molecules must surrender the freedom they normally have to assume many possible arrangements in space and adopt only that one that leads to reaction. Thus, a considerable loss in entropy is involved, that is, ΔS^\ddagger is negative.

Entropy of activation is also responsible for the difficulty in closing rings¹⁰ larger than six membered. Consider a ring-closing reaction in which the two groups that must interact are situated on the ends of a 10-carbon



chain. In order for reaction to take place, the groups must encounter each other. But a 10-carbon chain has many conformations, and in only a few of these are the ends of the chain near each other. Thus, forming the transition state requires a great loss of entropy.¹¹ This factor is also present, although less so, in closing rings of six members or less (except three-membered rings), but with rings of this size the

⁹As we will see in Chapter 17, with some molecules elimination is also possible if the hydrogen is oriented syn, instead of anti, to the chlorine atom. Of course, this orientation also requires a considerable loss of entropy.


¹⁰For discussions of the entropy and enthalpy of ring-closing reactions, see De Tar, D.F.; Luthra, N.P. *J. Am. Chem. Soc.* **1980**, *102*, 4505; Mandolini, L. *Bull. Soc. Chim. Fr.* **1988**, 173. For a related discussion, see Menger, F.M. *Acc. Chem. Res.* **1985**, *18*, 128.

¹¹For reviews of the cyclization of acyclic molecules, see Nakagaki, R.; Sakuragi, H.; Mutai, K. *J. Phys. Org. Chem.* **1989**, *2*, 187; Mandolini, L. *Adv. Phys. Org. Chem.* **1986**, *22*, 1. For a review of the cyclization and conformation of hydrocarbon chains, see Winnik, M.A. *Chem. Rev.* **1981**, *81*, 491. For a review of steric and electronic effects in heterolytic ring closures, see Valters, R. *Russ. Chem. Rev.* **1982**, *51*, 788.

TABLE 6.1. Relative Rate Constants at 50°C.^a The rate for an eight-membered ring = 1 for the reaction.

Ring Size	Relative Rate
3	21.7
4	5.4×10^3
5	1.5×10^6
6	1.7×10^4
7	97.3
8	1.00
9	1.12
10	3.35
11	8.51
12	10.6
13	32.2
14	41.9
15	45.1
16	52.0
18	51.2
23	60.4

^a(Eight-membered ring = 1) for the reaction



entropy loss is less than that of bringing two individual molecules together. For example, a reaction between an OH group and a COOH group in the same molecule to form a lactone with a five- or six-membered ring takes place much faster than the same reaction between a molecule containing an OH group and another containing a COOH group. although ΔH^\ddagger is about the same, ΔS^\ddagger is much less for the cyclic case. However, if the ring to be closed has three or four members, small-angle strain is introduced and the favorable ΔS^\ddagger may not be sufficient to overcome the unfavorable ΔH^\ddagger change. Table 6.1 shows the relative rate constants for the closing of rings of 3–23 members all by the same reaction.¹² Reactions in which the transition state has more disorder than the starting compounds, for example, the pyrolytic conversion of cyclopropane to propene, have positive ΔS^\ddagger values and are thus favored by the entropy effect.

Reactions with intermediates are two-step (or more) processes. In these reactions there is an energy “well.” There are two transition states, each with an energy higher than the intermediate (Fig. 6.2). The deeper the well, the more stable the intermediate. In Fig. 6.2a, the second peak is higher than the first. The opposite situation

¹²The values for ring sizes 4, 5, and 6 are from Mandolini, L. *J. Am. Chem. Soc.* **1978**, *100*, 550; the others are from Galli, C.; Illuminati, G.; Mandolini, L.; Tamborra, P. *J. Am. Chem. Soc.* **1977**, *99*, 2591. See also, Illuminati, G.; Mandolini, L. *Acc. Chem. Res.* **1981**, *14*, 95. See, however, van der Kerk, S.M.; Verhoeven, J.W.; Stirling, C.J.M. *J. Chem. Soc. Perkin Trans. 2* **1985**, 1355; Benedetti, F.; Stirling, C.J.M. *J. Chem. Soc. Perkin Trans. 2* **1986**, 605.

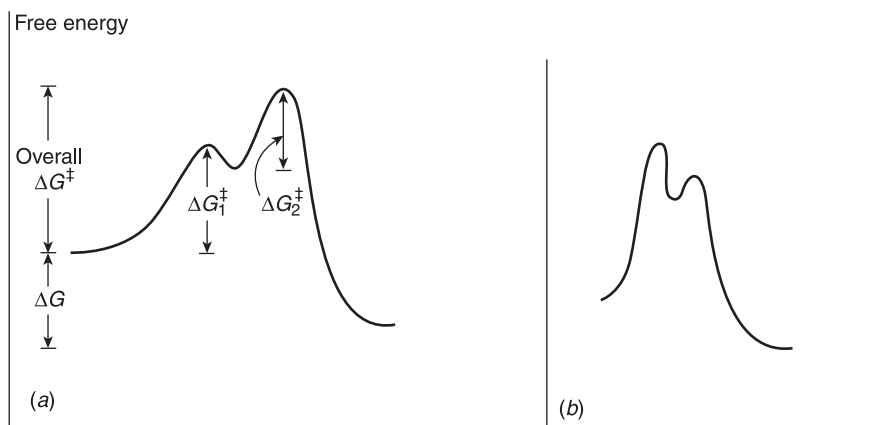


Fig. 6.2. (a) Free-energy profile for a reaction with an intermediate. ΔG_1^\ddagger and ΔG_2^\ddagger are the free energy of activation for the first and second stages, respectively. (b) Free-energy profile for a reaction with an intermediate in which the first peak is higher than the second.

is shown in Fig. 6.2*b*. Note that in reactions in which the second peak is higher than the first, the overall ΔG^\ddagger is less than the sum of the ΔG^\ddagger values for the two steps. Minima in free-energy-profile diagrams (*intermediates*) correspond to real species, which have a finite although usually short existence. These may be the carbocations, carbanions, free radicals, etc., discussed in Chapter 5 or molecules in which all the atoms have their normal valences. In either case, under the reaction conditions they do not live long (because ΔG_2^\ddagger is small), but rapidly go on to products. Maxima in these curves, however, do not correspond to actual species but only to transition states in which bond breaking and/or bond making have partially taken place. Transition states have only a transient existence with an essentially zero lifetime.¹³

THE BALDWIN RULES FOR RING CLOSURE¹⁴

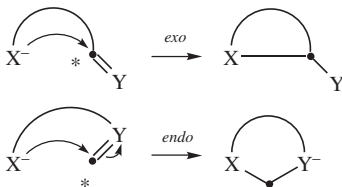
In previous sections, we discussed, in a general way, the kinetic and thermodynamic aspects of ring-closure reactions. J. E. Baldwin has supplied a more specific set of rules for certain closings of three- to seven-membered rings.¹⁵ These rules

¹³Despite their transient existences, it is possible to study transition states of certain reactions in the gas phase with a technique called laser femtochemistry: Zewall, A.H.; Bernstein, R.B. *Chem. Eng. News* **1988**, 66, No. 45 (Nov. 7), 24–43. For another method, see Collings, B.A.; Polanyi, J.C.; Smith, M.A.; Stolow, A.; Tarr, A.W. *Phys. Rev. Lett.* **1987**, 59, 2551.

¹⁴See Smith, M.B. *Organic Synthesis*, 2nd ed., McGraw-Hill, NY, **2001**, pp. 517–523.

¹⁵Baldwin, J.E. *J. Chem. Soc. Chem. Commun.* **1976**, 734; Baldwin, J.E., in *Further Perspectives in Organic Chemistry (Ciba Foundation Symposium 53)*, Elsevier North Holland, Amsterdam, The Netherlands, **1979**, pp. 85–99. See also, Baldwin, J.E.; Thomas, R.C.; Kruse, L.I.; Silberman, L. *J. Org. Chem.* **1977**, 42, 3846; Baldwin, J.E.; Lusch, M.J. *Tetrahedron* **1982**, 38, 2939; Anselme, J. *Tetrahedron Lett.* **1977**, 3615; Fountain, K.R.; Gerhardt, G. *Tetrahedron Lett.* **1978**, 3985.

distinguish two types of ring closure, called Exo and Endo, and three kinds of atoms at the starred positions: *Tet* for sp^3 , *Trig* for sp^2 , and *Dig* for sp . The following are Baldwin's rules for closing rings of three to seven members.



Rule 1. Tetrahedral systems

- (a) 3-7-*Exo-Tet* are all favored processes
- (b) 5-6-*Endo-Tet* are disfavored

Rule 2. Trigonal systems

- (a) 3-7-*Exo-Trig* are favored
- (b) 3-5-*Endo-Trig* are disfavored¹⁶
- (c) 6-7-*Endo-Trig* are favored

Rule 3. Digonal systems

- (a) 3-4-*Exo-Dig* are disfavored
- (b) 5-7-*Exo-Dig* are favored
- (c) 3-7-*Endo-Dig* are favored

“Disfavored” does not mean it cannot be done: only that it is more difficult than the favored cases. These rules are empirical and have a stereochemical basis. The favored pathways are those in which the length and nature of the linking chain enables the terminal atoms to achieve the proper geometries for reaction. The disfavored cases require severe distortion of bond angles and distances. Many cases in the literature are in substantial accord with these rules, and they important in the formation of five- and six-membered rings.¹⁷

Although Baldwin's rules can be applied to ketone enolates,¹⁸ additional rules were added to make the terminology more specific.¹⁹ The orientation of the orbital as it approaches the reactive center must be considered for determining

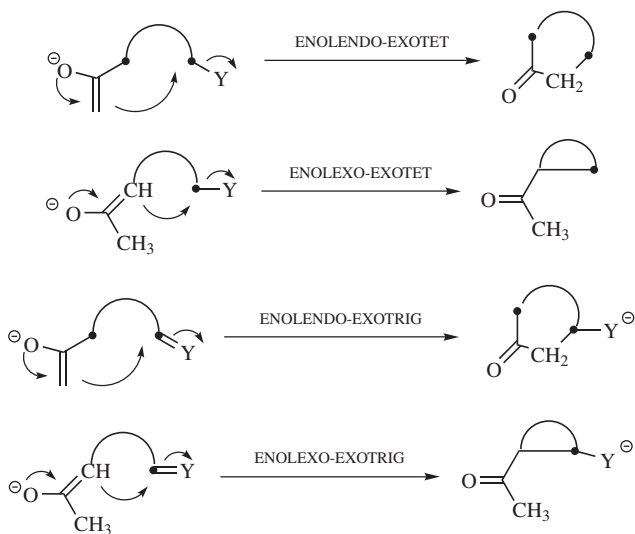
¹⁶For some exceptions to the rule in this case, see Trost, B.M.; Bonk, P.J. *J. Am. Chem. Soc.* **1985**, *107*, 1778; Auvray, P.; Knochel, P.; Normant, J.F. *Tetrahedron Lett.* **1985**, *26*, 4455; Torres, L.E.; Larson, G.L. *Tetrahedron Lett.* **1986**, *27*, 2223.

¹⁷Johnson, C.D. *Acc. Chem. Res.* **1997**, *26*, 476.

¹⁸Baldwin, J.E.; Kruse, L.I. *J. Chem. Soc. Chem. Commun.* **1977**, 233.

¹⁹Baldwin, J.E.; Lusch, M.J. *Tetrahedron* **1982**, *38*, 2939.

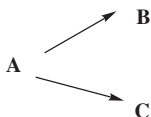
the correct angle of approach. Diagrams that illustrate the enolate rules are



The rules are

- 6-7 enolendo-exo-tet reactions are favored.
- 3-5 enolendo-exo-tet reactions are disfavored.
- 3-7 enolexo-exo-tet reactions are favored.
- 3-7 enolexo-exo-trig reactions are favored.
- 6-7 enolendo-exo-trig reactions are favored.
- 3-5 enolendo-exo-trig reactions are disfavored.

KINETIC AND THERMODYNAMIC CONTROL



There are many cases in which a compound under a given set of reaction conditions can undergo competing reactions to give different products:

Figure 6.3 shows a free-energy profile for a reaction in which **B** is thermodynamically more stable than **C** (ΔG_B is $> \Delta G_C$), but **C** is formed faster (lower ΔG^\ddagger). If neither reaction is reversible, **C** will be formed in larger amount because it is formed faster. The product is said to be *kinetically controlled*. However, if the reactions are reversible, this will not necessarily be the case. If such a process is stopped well before the equilibrium has been established, the reaction will be kinetically controlled since more of the faster-formed product will be present.

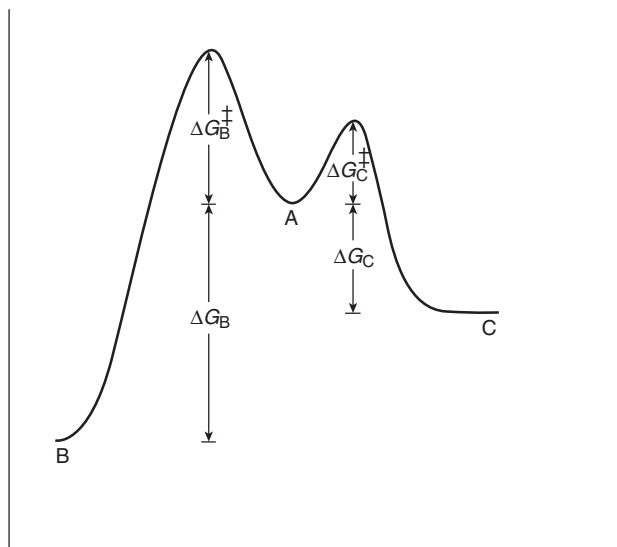


Fig. 6.3. Free-energy profile illustrating kinetic versus thermodynamic control of products. The starting compounds (A) can react to give either B or C.

However, if the reaction is permitted to approach equilibrium, the predominant or even exclusive product will be B. Under these conditions the C that is first formed reverts to A, while the more stable B does so much less. We say the product is *thermodynamically controlled*.²⁰ Of course, Fig. 6.3 does not describe all reactions in which a compound A can give two different products. In many cases the more stable product is also the one that is formed faster. In such cases, the product of kinetic control is also the product of thermodynamic control.

THE HAMMOND POSTULATE

Since transition states have zero lifetimes, it is impossible to observe them directly and information about their geometries must be obtained from inference. In some cases our inferences can be very strong. For example, in the S_N2 reaction (p. 426) between CH_3I and I^- (a reaction in which the product is identical to the starting compound), the transition state should be perfectly symmetrical. In most cases, however, we cannot reach such easy conclusions, and we are greatly aided by the *Hammond postulate*,²¹ which states that for any single reaction step, *the geometry of the transition state for that step resembles the side to which it is closer*

²⁰For a discussion of thermodynamic versus kinetic control, see Klumpp, G.W. *Reactivity in Organic Chemistry*, Wiley, NY, 1982, pp. 36–89.

²¹Hammond, G.S. *J. Am. Chem. Soc.* 1955, 77, 334. For a discussion, see Fărcașiu, D. *J. Chem. Educ.* 1975, 52, 76.

in free energy. Thus, for an exothermic reaction like that shown in Fig. 6.1, the transition state resembles the reactants more than the products, although not much more because there is a substantial ΔG^\ddagger on both sides. The postulate is most useful in dealing with reactions with intermediates. In the reaction illustrated in Fig. 6.2a, the first transition state lies much closer in energy to the intermediate than to the reactants, and we can predict that the geometry of the transition state resembles that of the intermediate more than it does that of the reactants. Likewise, the second transition state also has a free energy much closer to that of the intermediate than to the products, so that both transition states resemble the intermediate more than they do the products or reactants. This is generally the case in reactions that involve very reactive intermediates. Since we usually know more about the structure of intermediates than of transition states, we often use our knowledge of intermediates to draw conclusions about the transition states (e.g., see pp. 479, 1019).

MICROSCOPIC REVERSIBILITY

In the course of a reaction, the nuclei and electrons assume positions that at each point correspond to the lowest free energies possible. If the reaction is reversible, these positions must be the same in the reverse process, too. This means that the forward and reverse reactions (run under the same conditions) must proceed by the same mechanism. This is called the *principle of microscopic reversibility*. For example, if in a reaction $\mathbf{A} \rightarrow \mathbf{B}$ there is an intermediate \mathbf{C} , then \mathbf{C} must also be an intermediate in the reaction $\mathbf{B} \rightarrow \mathbf{A}$. This is a useful principle since it enables us to know the mechanism of reactions in which the equilibrium lies far over to one side. Reversible photochemical reactions are an exception, since a molecule that has been excited photochemically does not have to lose its energy in the same way (Chapter 7).

MARCUS THEORY

It is often useful to compare the reactivity of one compound with that of similar compounds. What we would like to do is to find out how a reaction coordinate (and in particular the transition state) changes when one reactant molecule is replaced by a similar molecule. Marcus theory is a method for doing this.²²

In this theory, the activation energy ΔG^\ddagger is thought of as consisting of two parts.

1. An *intrinsic* free energy of activation, which would exist if the reactants and products had the same ΔG° .²³ This is a kinetic part, called the *intrinsic barrier* $\Delta G_{\text{int}}^\ddagger$
2. A thermodynamic part, which arises from the ΔG° for the reaction.

²²For reviews, see Albery, W.J. *Annu. Rev. Phys. Chem.* **1980**, *31*, 227; Kreevoy, M.M.; Truhlar, D.G., in Bernasconi, C.F. *Investigation of Rates and Mechanisms of Reactions*, 4th ed. (Vol. 6 of Weissberger, A. *Techniques of Chemistry*), pt. 1, Wiley, NY, **1986**, pp. 13–95.

²³The parameter ΔG° is the standard free energy; that is, ΔG at atmospheric pressure.

The Marcus equation says that the overall ΔG^\ddagger for a one-step reaction is²⁴

$$\Delta G^\ddagger = \Delta G_{\text{int}}^\ddagger + \frac{1}{2} \Delta G^\Delta + \frac{(\Delta G^\Delta)^2}{16(\Delta G_{\text{int}}^\ddagger - w^R)}$$

where the term ΔG^Δ stands for

$$\Delta G^\Delta = \Delta G^\circ - w^R + w^P$$

w^R , a work term, is the free energy required to bring the reactants together and w^P is the work required to form the successor configuration from the products.

For a reaction of the type $AX + B \rightarrow BX$, the intrinsic barrier²⁵ $\Delta G_{\text{int}}^\ddagger$ is taken to be the average ΔG^\ddagger for the two symmetrical reactions



so that

$$\Delta G_{\text{int}}^\ddagger + \frac{1}{2}(\Delta G_{A,A}^\ddagger + \Delta G_{B,B}^\ddagger)$$

One type of process that can successfully be treated by the Marcus equation is the S_N2 mechanism (p. 426)



When R is CH_3 the process is called *methyl transfer*.²⁶ For such reactions, the work terms w^R and w^P are assumed to be very small compared to ΔG° , and can be neglected, so that the Marcus equation simplifies to

$$\Delta G^\ddagger = \Delta G_{\text{int}}^\ddagger + \frac{1}{2} \Delta G^\circ + \frac{(\Delta G^\circ)^2}{16 \Delta G_{\text{int}}^\ddagger}$$

The Marcus equation allows ΔG^\ddagger for $RX + Y \rightarrow RY + X$ to be calculated from the barriers of the two symmetrical reactions $RX + X \rightarrow RX + X$ and

²⁴Albery, W.J.; Kreevoy, M.M. *Adv. Phys. Org. Chem.* **1978**, *16*, 87, pp. 98–99.

²⁵For discussions of intrinsic barriers, see Lee, I. *J. Chem. Soc. Perkin Trans. 2* **1989**, 943; *Chem. Soc. Rev.* **1990**, *19*, 133.

²⁶For a review of Marcus theory applied to methyl transfer, see Albery, W.J.; Kreevoy, M.M. *Adv. Phys. Org. Chem.* **1978**, *16*, 87. See also, Lee, I. *J. Chem. Soc., Perkin Trans. 2* **1989**, 943; Lewis, E.S.; Kukes, S.; Slater, C.D. *J. Am. Chem. Soc.* **1980**, *102*, 1619; Lewis, E.S.; Hu, D.D. *J. Am. Chem. Soc.* **1984**, *106*, 3292; Lewis, E.S.; McLaughlin, M.L.; Douglas, T.A. *J. Am. Chem. Soc.* **1985**, *107*, 6668; Lewis, E.S. *Bull. Soc. Chim. Fr.* **1988**, 259.

$\text{RY} + \text{Y} \rightarrow \text{RY} + \text{Y}$. The results of such calculations are generally in agreement with the Hammond postulate.

Marcus theory can be applied to any single-step process where something is transferred from one particle to another. It was originally derived for electron transfers,²⁷ and then extended to transfers of H^+ (see p. 372),

H^- ,²⁸ and $\text{H}\bullet$,²⁹ as well as methyl transfers.

METHODS OF DETERMINING MECHANISMS

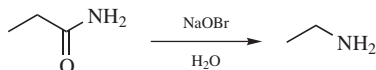
There are a number of commonly used methods for determining mechanisms.³⁰ In most cases, one method is not sufficient, and the problem is generally approached from several directions.

Identification of Products

Obviously, any mechanism proposed for a reaction must account for all the products obtained and for their relative proportions, including products formed by side reactions. Incorrect mechanisms for the von Richter reaction (reaction **13-30**) were accepted for many years because it was not realized that nitrogen was a major product. A proposed mechanism cannot be correct if it fails to predict the products in approximately the observed proportions. For example, any mechanism for the reaction



that fails to account for the formation of a small amount of ethane cannot be correct (see **14-1**), and any mechanism proposed for the Hofmann rearrangement (**18-13**):



must account for the fact that the missing carbon appears as CO_2 .

Determination of the Presence of an Intermediate

Intermediates are postulated in many mechanisms. There are several ways, none of them foolproof,³¹ for attempting to learn whether or not an intermediate is present and, if so, its structure.

²⁷Marcus, R.A. *J. Phys. Chem.* **1963**, *67*, 853, *Annu. Rev. Phys. Chem.* **1964**, *15*, 155; Ebersson, L. *Electron Transfer Reactions in Organic Chemistry*; Springer: NY, **1987**.

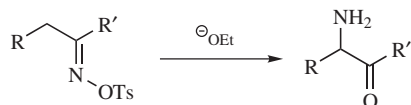
²⁸Kim, D.; Lee, I.H.; Kreevoy, M.M. *J. Am. Chem. Soc.* **1990**, *112*, 1889, and references cited therein.

²⁹See, for example, Dneprovskii, A.S.; Eliseenkov, E.V. *J. Org. Chem. USSR* **1988**, *24*, 243.

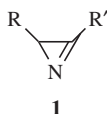
³⁰For a treatise on this subject, see Bernasconi, C.F. *Investigation of Rates and Mechanisms of Reactions*, 4th ed. (Vol. 6 of Weissberger, A. *Techniques of Chemistry*), 2 pts., Wiley, NY, **1986**. For a monograph, see Carpenter, B.K. *Determination of Organic Reaction Mechanisms*, Wiley, NY, **1984**.

³¹For a discussion, see Martin, R.B. *J. Chem. Educ.* **1985**, *62*, 789.

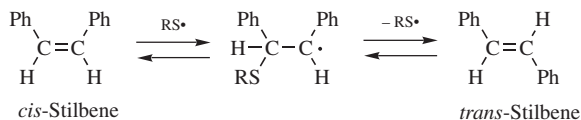
1. *Isolation of an Intermediate.* It is sometimes possible to isolate an intermediate from a reaction mixture by stopping the reaction after a short time or by the use of very mild conditions. For example, in the Neber rearrangement (reaction 18-12)



the intermediate **1** (an azirene)³² has been isolated. If it can be shown that the isolated compound gives the same product when subjected to the reaction conditions and at a rate no slower than the starting compound, this constitutes strong evidence that the reaction involves that intermediate, although it is not conclusive, since the compound may arise by an alternate path and by coincidence give the same product.



2. *Detection of an intermediate.* In many cases, an intermediate cannot be isolated, but can be detected by IR, NMR, or other spectra.³³ The detection by Raman spectra of NO_2^+ was regarded as strong evidence that this is an intermediate in the nitration of benzene (see 11-2). Free radical and triplet intermediates can often be detected by esr and by CIDNP (see Chapter 5). Free radicals (as well as radical ions and EDA complexes) can also be detected by a method that does not rely on spectra. In this method, a double-bond compound is added to the reaction mixture, and its fate traced.³⁴ One possible result is *cis*-*trans* conversion. For example, *cis*-stilbene is isomerized to the *trans* isomer in the presence of $\text{RS}\bullet$ radicals, by this mechanism:



Since the *trans* isomer is more stable than the *cis*, the reaction does not go the other way, and the detection of the isomerized product is evidence for the presence of the $\text{RS}\bullet$ radicals.

³²See Gentilucci, L.; Grijzen, Y.; Thijs, L.; Zwanenburg, B. *Tetrahedron Lett.* **1995**, 36, 4665 for the synthesis of an azirene derivative.

³³For a review on the use of electrochemical methods to detect intermediates, see Parker, V.D. *Adv. Phys. Org. Chem.* **1983**, 19, 131. For a review of the study of intermediates trapped in matrixes, see Sheridan, R.S. *Org. Photochem.* **1987**, 8, 159.

³⁴For a review, see Todres, Z.V. *Tetrahedron* **1987**, 43, 3839.

3. *Trapping of an Intermediate.* In some cases, the suspected intermediate is known to be one that reacts in a given way with a certain compound. The intermediate can then be trapped by running the reaction in the presence of that compound. For example, benzyne (p. 859) react with dienes in the Diels–Alder reaction (reaction 15-60). In any reaction where a benzyne is a suspected intermediate, the addition of a diene and the detection of the Diels–Alder adduct indicate that the benzyne was probably present.
4. *Addition of a Suspected Intermediate.* If a certain intermediate is suspected, and if it can be obtained by other means, then under the same reaction conditions it should give the same products. This kind of experiment can provide conclusive negative evidence: if the correct products are not obtained, the suspected compound is not an intermediate. However, if the correct products are obtained, this is not conclusive since they may arise by coincidence. The von Richter reaction (reaction 13-30) provides us with a good example here too. For many years, it had been assumed that an aryl cyanide was an intermediate, since cyanides are easily hydrolyzed to carboxylic acids (16-4). In fact, in 1954, *p*-chlorobenzonitrile was shown to give *p*-chlorobenzoic acid under normal von Richter conditions.³⁵ However, when the experiment was repeated with 1-cyanonaphthalene, no 1-naphthoic acid was obtained, although 2-nitronaphthalene gave 13% 1-naphthoic acid under the same conditions.³⁶ This proved that 2-nitronaphthalene must have been converted to 1-naphthoic acid by a route that does not involve 1-cyanonaphthalene. It also showed that even the conclusion that *p*-chlorobenzonitrile was an intermediate in the conversion of *m*-nitrochlorobenzene to *p*-chlorobenzoic acid must now be suspect, since it is not likely that the mechanism would substantially change in going from the naphthalene to the benzene system.

The Study of Catalysis³⁷

Much information about the mechanism of a reaction can be obtained from a knowledge of which substances catalyze the reaction, which inhibit it, and which do neither. Of course, just as a mechanism must be compatible with the products, so must it be compatible with its catalysts. In general, catalysts perform their actions by providing an alternate pathway for the reaction in which ΔG^\ddagger is less than it would be without the catalyst. Catalysts do not change ΔG .


³⁵Bunnett, J.F.; Rauhut, M.M.; Knutson, D.; Bussell, G.E. *J. Am. Chem. Soc.* **1954**, *76*, 5755.

³⁶Bunnett, J.F.; Rauhut, M.M. *J. Org. Chem.* **1956**, *21*, 944.

³⁷For treatises, see Jencks, W.P. *Catalysis in Chemistry and Enzymology*, McGraw-Hill, NY, **1969**; Bender, M.L. *Mechanisms of Homogeneous Catalysis from Protons to Proteins*, Wiley, NY, **1971**. For reviews, see Coenen, J.W.E. *Recl. Trav. Chim. Pays-Bas* **1983**, *102*, 57; and in Bernasconi, C.F. *Investigation of Rates and Mechanisms of Reactions*, 4th ed. (Vol. 6 of Weissberger, A. *Techniques of Chemistry*), pt. 1, Wiley, NY, **1986**, the articles by Keeffe, J.R.; Kresge, A.J. pp. 747–790; Haller, G.L.; Delgass, W.N. pp. 951–979.

Isotopic Labeling³⁸

Much useful information has been obtained by using molecules that have been isotopically labeled and tracing the path of the reaction in that way. For example, in the reaction



does the CN group in the product come from the CN in the BrCN? The use of ¹⁴C supplied the answer, since R¹⁴CO₂⁻ gave *radioactive* RCN.³⁹ This surprising result saved a lot of labor, since it ruled out a mechanism involving the replacement of CO₂ by CN (see reaction **16-94**). Other radioactive isotopes are also frequently used as tracers, but even stable isotopes can be used. An example is the hydrolysis of esters



Which bond of the ester is broken, the acyl-O or the alkyl-O bond? The answer is found by the use of H₂¹⁸O. If the acyl-O bond breaks, the labeled oxygen will appear in the acid; otherwise it will be in the alcohol (see **16-59**). Although neither compound is radioactive, the one that contains ¹⁸O can be determined by submitting both to mass spectrometry. In a similar way, deuterium can be used as a label for hydrogen. In this case, it is not necessary to use mass spectrometry, since ir and nmr spectra can be used to determine when deuterium has been substituted for hydrogen. Carbon-13 NMR is also nonradioactive: It can be detected by ¹³C NMR.⁴⁰

In the labeling technique, it is not generally necessary to use completely labeled compounds. Partially labeled material is usually sufficient.

Stereochemical Evidence⁴¹

If the products of a reaction are capable of existing in more than one stereoisomeric form, the form that is obtained may give information about the mechanism. For example, (+)-malic acid was discovered by Walden⁴² to give (-)-chlorosuccinic acid when treated with PCl₅ and the (+) enantiomer when treated with SOCl₂,

³⁸For reviews see Wentrup, C., in Bernasconi, C.F. *Investigation of Rates and Mechanisms of Reactions*, 4th ed. (Vol. 6 of Weissberger, A. *Techniques of Chemistry*), pt. 1, Wiley, NY, **1986**, pp. 613-661; Collins, C.J. *Adv. Phys. Org. Chem.* **1964**, 2, 3. See also, the series *Isotopes in Organic Chemistry*.

³⁹Douglas, D.E.; Burditt, A.M. *Can. J. Chem.* **1958**, 36, 1256.

⁴⁰For a review, see Hinton, J.; Oka, M.; Fry, A. *Isot. Org. Chem.* **1977**, 3, 41.

⁴¹For lengthy treatments of the relationship between stereochemistry and mechanism, see Billups, W.E.; Houk, K.N.; Stevens, R.V., in Bernasconi, C.F. *Investigation of Rates and Mechanisms of Reactions*, 4th ed. (Vol. 6 of Weissberger, A. *Techniques of Chemistry*), pt. 1, Wiley, NY, **1986**, pp. 663-746; Eliel, E.L. *Stereochemistry of Carbon Compounds*; McGraw-Hill: NY, **1962**; Newman, M.S. *Steric Effects in Organic Chemistry*, Wiley, NY, **1956**.

⁴²Walden, P. *Ber.* **1896**, 29, 136; **1897**, 30, 3149; **1899**, 32, 1833.

showing that the mechanisms of these apparently similar conversions could not be the same (see pp. 427, 469). Much useful information has been obtained about nucleophilic substitution, elimination, rearrangement, and addition reactions from this type of experiment. The isomers involved need not be enantiomers. Thus, the fact that *cis*-2-butene treated with KMnO_4 gives *meso*-2,3-butanediol and not the racemic mixture is evidence that the two OH groups attack the double bond from the same side (see reaction 15-48).

Kinetic Evidence⁴³

The rate of a homogeneous reaction⁴⁴ is the rate of disappearance of a reactant or appearance of a product. The rate nearly always changes with time, since it is usually proportional to concentration and the concentration of reactants decreases with time. However, the rate is not always proportional to the concentration of all reactants. In some cases, a change in the concentration of a reactant produces no change at all in the rate, while in other cases the rate may be proportional to the concentration of a substance (a catalyst) that does not even appear in the stoichiometric equation. A study of which reactants affect the rate often tells a good deal about the mechanism.

If the rate is proportional to the change in concentration of only one reactant (**A**), the *rate law* (the rate of change of concentration of **A** with time *t*) is

$$\text{Rate} = \frac{-d[\mathbf{A}]}{dt} = k[\mathbf{A}]$$

where *k* is the *rate constant* for the reaction.⁴⁵ There is a minus sign because the concentration of **A** decreases with time. A reaction that follows such a rate law is called a *first-order reaction*. The units of *k* for a first-order reaction are s^{-1} . The rate of a *second-order reaction* is proportional to the concentration of two reactants, or to the square of the concentration of one:

$$\text{Rate} = \frac{-d[\mathbf{A}]}{dt} = k[\mathbf{A}][\mathbf{B}] \quad \text{or} \quad \text{Rate} = \frac{-d[\mathbf{A}]}{dt} = k[\mathbf{A}]^2$$

For a second-order reaction the units are $\text{L mol}^{-1} \text{s}^{-1}$ or some other units expressing the reciprocal of concentration or pressure per unit time interval.

⁴³For the use of kinetics in determining mechanisms, see Connors, K.A. *Chemical Kinetics*, VCH, NY, 1990; Zuman, P.; Patel, R.C. *Techniques in Organic Reaction Kinetics*, Wiley, NY, 1984; Drenth, W.; Kwart, H. *Kinetics Applied to Organic Reactions*, Marcel Dekker, NY, 1980; Hammett, L.P. *Physical Organic Chemistry*, 2nd ed.; McGraw-Hill: NY, 1970, pp. 53–100; Gardiner, Jr., W.C. *Rates and Mechanisms of Chemical Reactions*, W.A. Benjamin, NY, 1969; Leffler, J.E.; Grunwald, E. *Rates and Equilibria of Organic Reactions*, Wiley, NY, 1963; Jencks, W.P. *Catalysis in Chemistry and Enzymology*, McGraw-Hill, NY, 1969, pp. 555–614; Refs. 6 and 26

⁴⁴A homogeneous reaction occurs in one phase. Heterogeneous kinetics have been studied much less.

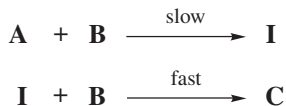
⁴⁵Colins, C.C.; Cronin, M.F.; Moynihan, H.A.; McCarthy, D.G. *J. Chem. Soc. Perkin Trans. 1* 1997, 1267 for the use of Marcus theory to predict rate constants in organic reactions.

Similar expressions can be written for third-order reactions. A reaction whose rate is proportional to $[A]$ and to $[B]$ is said to be first order in A and in B , second order overall. A reaction rate can be measured in terms of any reactant or product, but the rates so determined are not necessarily the same. For example, if the stoichiometry of a reaction is $2A + B \rightarrow C + D$ then, on a molar basis, A must disappear twice as fast as B , so that $-d[A]/dt$ and $-d[B]/dt$ are not equal, but the former is twice as large as the latter.

The rate law of a reaction is an experimentally determined fact. From this fact, we attempt to learn the *molecularity*, which may be defined as the number of molecules that come together to form the activated complex. It is obvious that if we know how many (and which) molecules take part in the activated complex, we know a good deal about the mechanism. The experimentally determined rate order is not necessarily the same as the molecularity. Any reaction, no matter how many steps are involved, has only one rate law, but each step of the mechanism has its own molecularity. For reactions that take place in one step (reactions without an intermediate) the order is the same as the molecularity. A first-order, one-step reaction is always unimolecular; a one-step reaction that is second order in A always involves two molecules of A ; if it is first order in A and in B , then a molecule of A reacts with one of B , and so on. For reactions that take place in more than one step, the order *for each step* is the same as the molecularity *for that step*. This fact enables us to predict the rate law for any proposed mechanism, although the calculations may get lengthy at times.⁴⁶ If any one step of a mechanism is considerably slower than all the others (this is usually the case), the rate of the overall reaction is essentially the same as that of the slow step, which is consequently called the *rate-determining step*.⁴⁷

For reactions that take place in two or more steps, two broad cases can be distinguished:

1. The first step is slower than any subsequent step and is consequently rate determining. In such cases, the rate law simply includes the reactants that participate in the slow step. For example, if the reaction $A + 2B \rightarrow C$ has the mechanism



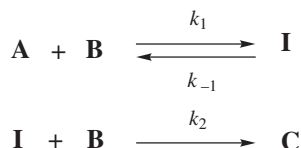
where I is an intermediate, the reaction is second order, with the rate law

$$\text{Rate} = \frac{-d[A]}{dt} = k[A][B]$$

⁴⁶For a discussion of how order is related to molecularity in many complex situations, see Szabó, Z.G. in Bamford, C.H.; Tipper, C.F.H. *Comprehensive Chemical Kinetics*, Vol. 2; Elsevier: NY, 1969, pp. 1–80.

⁴⁷Many chemists prefer to use the term *rate-limiting step* or *rate-controlling step* for the slow step, rather than *rate-determining step*. See the definitions, in Gold, V.; Loening, K.L.; McNaught, A.D.; Sehmi, P. *IUPAC Compendium of Chemical Terminology*; Blackwell Scientific Publications: Oxford, 1987, p. 337. For a discussion of rate-determining steps, see Laidler, K.J. *J. Chem. Educ.* 1988, 65, 250.

2. When the first step is not rate determining, determination of the rate law is usually much more complicated. For example, consider the mechanism



where the first step is a rapid attainment of equilibrium, followed by a slow reaction to give **C**. The rate of disappearance of **A** is

$$\text{Rate} = \frac{-d[\text{A}]}{dt} = k_1[\text{A}][\text{B}] - k_{-1}[\text{I}]$$

Both terms must be included because **A** is being formed by the reverse reaction as well as being used up by the forward reaction. This equation is of very little help as it stands since we cannot measure the concentration of the intermediate. However, the combined rate law for the formation and disappearance of **I** is

$$\text{Rate} = \frac{-d[\text{A}]}{dt} = k_1[\text{A}][\text{B}] - k_{-1}[\text{I}] - k_2[\text{I}][\text{B}]$$

At first glance, we seem no better off with this equation, but we can make the assumption that *the concentration of I does not change with time*, since it is an intermediate that is used up (going either to **A + B** or to **C**) as fast as it is formed. This assumption, called the assumption of the *steady state*,⁴⁸ enables us to set $d[\text{I}]/dt$ equal to zero and hence to solve for **[I]** in terms of the measurable quantities **[A]** and **[B]**:

$$[\text{I}] = \frac{k_1[\text{A}][\text{B}]}{k_2[\text{B}] + k_{-1}}$$

We now insert this value for **[I]** into the original rate expression to obtain

$$\frac{-d[\text{A}]}{dt} = \frac{k_1 k_2 [\text{A}][\text{B}]^2}{k_2[\text{B}] + k_{-1}}$$

Note that this rate law is valid whatever the values of k_1 , k_{-1} , and k_2 . However, our original hypothesis was that the first step was faster than the second, or that

$$k_1[\text{A}][\text{B}] \gg k_2[\text{I}][\text{B}]$$

⁴⁸For a discussion, see Raines, R.T.; Hansen, D.E. *J. Chem. Educ.* 1988, 65, 757.

Since the first step is an equilibrium

$$k_1[\mathbf{A}][\mathbf{B}] = k_{-1}[\mathbf{I}]$$

we have

$$k_{-1}[\mathbf{I}] \gg k_2[\mathbf{I}][\mathbf{B}]$$

Canceling $[\mathbf{I}]$, we get

$$k_{-1} \gg k_2[\mathbf{B}]$$

We may thus neglect $k_2[\mathbf{B}]$ in comparison with k_{-1} and obtain

$$\frac{-d[\mathbf{A}]}{dt} = \frac{k_1 k_2}{k_{-1}} [\mathbf{A}][\mathbf{B}]^2$$

The overall rate is thus third order: first order in \mathbf{A} and second order in \mathbf{B} . Incidentally, if the first step is rate determining (as was the case in the preceding paragraph), then

$$k_2[\mathbf{B}] \gg k_{-1} \quad \text{and} \quad \frac{-d[\mathbf{A}]}{dt} = k_1[\mathbf{A}][\mathbf{B}]$$

which is the same rate law we deduced from the rule that where the first step is rate determining, the rate law includes the reactants that participate in that step.

It is possible for a reaction to involve \mathbf{A} and \mathbf{B} in the rate-determining step, although only $[\mathbf{A}]$ appears in the rate law. This occurs when a large excess of \mathbf{B} is present, say 100 times the molar quantity of \mathbf{A} . In this case, the complete reaction of \mathbf{A} uses up only 1 equivalent of \mathbf{B} , leaving 99 equivalents. It is not easy to measure the change in concentration of \mathbf{B} with time in such a case, and it is seldom attempted, especially when \mathbf{B} is also the solvent. Since $[\mathbf{B}]$, for practical purposes, does not change with time, the reaction appears to be first order in \mathbf{A} although actually both \mathbf{A} and \mathbf{B} are involved in the rate-determining step. This is often referred to as a *pseudo-first-order* reaction. Pseudo-order reactions can also come about when one reactant is a catalyst whose concentration does not change with time because it is replenished as fast as it is used up and when a reaction is conducted in a medium that keeps the concentration of a reactant constant, for example, in a buffer solution where H^+ or OH^- is a reactant. Pseudo-first-order conditions are frequently used in kinetic investigations for convenience in experimentation and calculations.

What is actually being measured is the change in concentration of a product or a reactant with time. Many methods have been used to make such measurements.⁴⁹

⁴⁹For a monograph on methods of interpreting kinetic data, see Zuman, P.; Patel, R.C. *Techniques in Organic Reaction Kinetics*, Wiley, NY, 1984. For a review of methods of obtaining kinetic data, see Batt, L. in Bamford, C.H.; Tipper, C.F.H. *Comprehensive Chemical Kinetics*, Vol. 1, Elsevier, NY, 1969, pp. 1-111.

The choice of a method depends on its convenience and its applicability to the reaction being studied. Among the most common methods are

1. *Periodic or Continuous Spectral Readings.* In many cases, the reaction can be carried out in the cell while it is in the instrument. Then all that is necessary is that the instrument be read, periodically or continuously. Among the methods used are ir and uv spectroscopy, polarimetry, nmr, and esr.⁵⁰
2. *Quenching and Analyzing.* A series of reactions can be set up and each stopped in some way (perhaps by suddenly lowering the temperature or adding an inhibitor) after a different amount of time has elapsed. The materials are then analyzed by spectral readings, titrations, chromatography, polarimetry, or any other method.
3. *Removal of Aliquots at Intervals.* Each aliquot is then analyzed as in method 2.
4. *Measurement of Changes in Total Pressure, for Gas-Phase Reactions.*⁵¹
5. *Calorimetric Methods.* The output or absorption of heat can be measured at time intervals.

Special methods exist for kinetic measurements of very fast reactions.⁵²

In any case, what is usually obtained is a graph showing how a concentration varies with time. This must be interpreted⁵³ to obtain a rate law and a value of k . If a reaction obeys simple first- or second-order kinetics, the interpretation is generally not difficult. For example, if the concentration at the start is A_0 , the first-order rate law

$$\frac{-d[A]}{dt} = k[A] \quad \text{or} \quad \frac{-d[A]}{[A]} = kdt$$

⁵⁰For a review of esr to measure kinetics, see Norman, R.O.C. *Chem. Soc. Rev.* **1979**, 8, 1.

⁵¹For a review of the kinetics of reactions in solution at high pressures, see le Noble, W.J. *Prog. Phys. Org. Chem.* **1967**, 5, 207. For reviews of synthetic reactions under high pressure, see Matsumoto, K.; Sera, A.; Uchida, T. *Synthesis* **1985**, 1; Matsumoto, K.; Sera, A. *Synthesis* **1985**, 999.

⁵²For reviews, see Connors, K.A. *Chemical Kinetics*, VCH, NY, **1990**, pp. 133–186; Zuman, P.; Patel, R.C. *Techniques in Organic Reaction Kinetics*, Wiley, NY, **1984**, pp. 247–327; Krüger, H. *Chem. Soc. Rev.* **1982**, 11, 227; Hague, D.N. in Bamford, C.H.; Tipper, C.F.H. *Comprehensive Chemical Kinetics*, Vol. 1, Elsevier, NY, **1969**, pp. 112–179, Elsevier, NY, **1969**; Bernasconi, C.F. *Investigation of Rates and Mechanisms of Reactions*, 4th ed. (Vol. 6 of Weissberger, A. *Techniques of Chemistry*), pt. 2, Wiley, NY, **1986**. See also, Bamford, C.H.; Tipper, C.F.H. *Comprehensive Chemical Kinetics*, Vol. 24, Elsevier, NY, **1983**.

⁵³For discussions, much fuller than that given here, of methods for interpreting kinetic data, see Connors, K.A. *Chemical Kinetics*, VCH, NY, **1990**, pp. 17–131; Ritchie, C.D. *Physical Organic Chemistry*, 2nd ed., Marcel Dekker, NY, **1990**, pp. 1–35; Zuman, P.; Patel, R.C. *Techniques in Organic Reaction Kinetics*, Wiley, NY, **1984**; Margerison, D., in Bamford, C.H.; Tipper, C.F.H. *Comprehensive Chemical Kinetics*, Vol. 1, Elsevier, NY, **1969**, pp. 343–421; Moore, J.W.; Pearson, R.G. *Kinetics and Mechanism*, 3rd ed., Wiley, NY, **1981**, pp. 12–82; in Bernasconi, C.F. *Investigation of Rates and Mechanisms of Reactions*, 4th ed. (Vol. 6 of Weissberger, A. *Techniques of Chemistry*), pt. 1, Wiley, NY, **1986**, the articles by Bunnett, J.F. pp. 251–372, Noyes Pub., pp. 373–423, Bernasconi, C.F. pp. 425–485, Wiberg, K.B. pp. 981–1019.

can be integrated between the limits $t = 0$ and $t = t$ to give

$$-\ln \frac{[\mathbf{A}]}{\mathbf{A}_0} = kt \quad \text{or} \quad \ln[\mathbf{A}] = -kt + \ln \mathbf{A}_0$$

Therefore, if a plot of $\ln [\mathbf{A}]$ against t is linear, the reaction is first order and k can be obtained from the slope. For first-order reactions, it is customary to express the rate not only by the rate constant k , but also by the *half-life*, which is the time required for one-half of any given quantity of a reactant to be used up. Since the half-life $t_{1/2}$ is the time required for $[\mathbf{A}]$ to reach $\mathbf{A}_0/2$, we may say that

$$\ln \frac{\mathbf{A}_0}{2} = kt_{1/2} + \ln \mathbf{A}_0$$

so that

$$t_{1/2} = \frac{\ln \left[\frac{\mathbf{A}_0}{\mathbf{A}_0/2} \right]}{k} = \frac{\ln 2}{k} = \frac{0.693}{k}$$

For the general case of a reaction first order in \mathbf{A} and first order in \mathbf{B} , second order overall, integration is complicated, but it can be simplified if equimolar amounts of \mathbf{A} and \mathbf{B} are used, so that $\mathbf{A}_0 = \mathbf{B}_0$. In this case,

$$\frac{-d[\mathbf{A}]}{dt} = k[\mathbf{A}][\mathbf{B}]$$

is equivalent to

$$\frac{-d[\mathbf{A}]}{dt} = k[\mathbf{A}]^2 \quad \text{or} \quad \frac{-d[\mathbf{A}]}{[\mathbf{A}]^2} = k dt$$

Integrating as before gives

$$\frac{1}{[\mathbf{A}]} - \frac{1}{\mathbf{A}_0} = kt$$

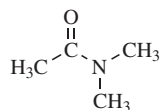
Thus, under equimolar conditions, if a plot of $1/[\mathbf{A}]$ against t is linear, the reaction is second order with a slope of k . It is obvious that the same will hold true for a reaction second order in \mathbf{A} .⁵⁴

Although many reaction-rate studies do give linear plots, which can therefore be easily interpreted, the results in many other studies are not so simple. In some cases, a reaction may be first order at low concentrations but second order at higher concentrations. In other cases, fractional orders are obtained, and even negative orders. The interpretation of complex kinetics often requires much skill and effort. Even where the kinetics are relatively simple, there is often a problem in interpreting the data because of the difficulty of obtaining precise enough measurements.⁵⁵

⁵⁴We have given the integrated equations for simple first- and second-order kinetics. For integrated equations for a large number of kinetic types, see Margerison, D., in Bamford, C.H.; Tipper C.F.H. *Comprehensive Chemical Kinetics*, Vol. 1, Elsevier, NY, 1969, p. 361.

⁵⁵See, Hammett, L.P. *Physical Organic Chemistry*, 2nd ed., McGraw-Hill, NY, 1970, pp. 62–70.

Nuclear magnetic resonance spectra can be used to obtain kinetic information in a completely different manner from that mentioned on p. 319. This method, which involves the study of NMR line shapes,⁵⁶ depends on the fact that NMR spectra have an inherent time factor: If a proton changes its environment less rapidly than $\sim 10^3$ times/s, an NMR spectrum shows a separate peak for each position the proton assumes. For example, if the rate of rotation around



the C—N bond of *N,N*-dimethylacetamide is slower than 10^3 rotations per second, the two *N*-methyl groups each have separate chemical shifts since they are not equivalent, one being *cis* to the oxygen and the other *trans*. However, if the environmental change takes place more rapidly than $\sim 10^3$ times per second, only one line is found, at a chemical shift that is the weighted average of the two individual positions. In many cases, two or more lines are found at low temperatures, but as the temperature is increased, the lines coalesce because the interconversion rate increases with temperature and passes the 10^3 per second mark. From studies of the way line shapes change with temperature it is often possible to calculate rates of reactions and of conformational changes. This method is not limited to changes in proton line shapes but can also be used for other atoms that give nmr spectra and for esr spectra.

Several types of mechanistic information can be obtained from kinetic studies.

1. From the order of a reaction, information can be obtained about which molecules and how many take part in the rate-determining step. Such knowledge is very useful and often essential in elucidating a mechanism. For any mechanism that can be proposed for a given reaction, a corresponding rate law can be calculated by the methods discussed on pp. 316–320. If the experimentally obtained rate law fails to agree with this, the proposed mechanism is wrong. However, it is often difficult to relate the order of a reaction to the mechanism, especially when the order is fractional or negative. In addition, it is frequently the case that two or more proposed mechanisms for a reaction are kinetically indistinguishable, that is, they predict the same rate law.
2. Probably the most useful data obtained kinetically are the rate constants themselves. They are important since they can tell us the effect on the rate of

⁵⁶For a monograph, see Ōki, M. *Applications of Dynamic NMR Spectroscopy to Organic Chemistry*, VCH, NY, **1985**. For reviews, see Fraenkel, G., in Bernasconi, C.F. *Investigation of Rates and Mechanisms of Reactions*, 4th ed. (Vol. 6 of Weissberger, A. *Techniques of Chemistry*), pt. 2, Wiley, NY, **1986**, pp. 547–604; Aganov, A.V.; Klochkov, V.V.; Samitov, Yu.Yu. *Russ. Chem. Rev.* **1985**, *54*, 931; Roberts, J.D. *Pure Appl. Chem.* **1979**, *51*, 1037; Binsch, G. *Top. Stereochem.* **1968**, *3*, 97; Johnson Jr., C.S. *Adv. Magn. Reson.* **1965**, *1*, 33.

a reaction of changes in the structure of the reactants (see Chapter 9), the solvent, the ionic strength, the addition of catalysts, and so on.

3. If the rate is measured at several temperatures, in most cases a plot of $\ln k$ against $1/T$ (T stands for absolute temperature) is nearly linear⁵⁷ with a negative slope, and fits the equation

$$\ln k = \frac{-E_a}{RT} + \ln A$$

where R is the gas constant and A is a constant called the *frequency factor*. This permits the calculation of E_a , which is the Arrhenius activation energy of the reaction. The parameter ΔH^\ddagger can then be obtained by

$$E_a = \Delta H^\ddagger + RT$$

It is also possible to use these data to calculate ΔS^\ddagger by the formula⁵⁸

$$\frac{\Delta S^\ddagger}{4.576} = \log k - 10.753 - \log T + \frac{E_a}{4.576T}$$

for energies in calorie units. For joule units the formula is

$$\frac{\Delta S^\ddagger}{19.15} = \log k - 10.753 - \log T + \frac{E_a}{19.15T}$$

One then obtains ΔG^\ddagger from $\Delta G^\ddagger = \Delta H^\ddagger - T\Delta S^\ddagger$.

Isotope Effects

When a hydrogen in a reactant molecule is replaced by deuterium, there is often a change in the rate. Such changes are known as *deuterium isotope effects*⁵⁹ and are

⁵⁷For a review of cases where such a plot is nonlinear, see Blandamer, M.J.; Burgess, J.; Robertson, R.E.; Scott, J.M.W. *Chem. Rev.* **1982**, *82*, 259.

⁵⁸For a derivation of this equation, see Bunnett, J.F., in Bernasconi, C.F. *Investigation of Rates and Mechanisms of Reactions*, 4th ed. (Vol. 6 of Weissberger, A. *Techniques of Chemistry*), pt. 1, Wiley, NY, **1986**, p. 287.

⁵⁹For a monograph, see Melander, L.; Saunders, Jr., W.H. *Reaction Rates of Isotopic Molecules*, Wiley, NY, **1980**. For reviews, see Isaacs, N.S. *Physical Organic Chemistry*, Longman Scientific and Technical, Essex, **1987**, pp. 255–281; Lewis, E.S. *Top. Curr. Chem.* **1978**, *74*, 31; Saunders, Jr., W.H. in Bernasconi, C.F. *Investigation of Rates and Mechanisms of Reactions*, 4th ed. (Vol. 6 of Weissberger, A. *Techniques of Chemistry*), pt. 1, Wiley, NY, **1986**, pp. 565–611; Bell, R.P. *The Proton in Chemistry*, 2nd ed.; Cornell University Press: Ithaca, NY, **1973**, pp. 226–296, *Chem. Soc. Rev.* **1974**, *3*, 513; Bigeleisen, J.; Lee, M.W.; Mandel, F. *Annu. Rev. Phys. Chem.* **1973**, *24*, 407; Wolfsberg, M. *Annu. Rev. Phys. Chem.* **1969**, *20*, 449; Saunders, Jr., W.H. *Surv. Prog. Chem.* **1966**, *3*, 109; Simon, H.; Palm, D. *Angew. Chem. Int. Ed.* **1966**, *5*, 920; Jencks, W.P. *Catalysis in Chemistry and Enzymology*, McGraw-Hill, NY, **1969**, pp. 243–281. For a review of temperature dependence of primary isotope effects as a mechanistic criterion, see Kwart, H. *Acc. Chem. Res.* **1982**, *15*, 401. For a review of the effect of pressure on isotope effects, see Isaacs, E.S. *Isot. Org. Chem.* **1984**, *6*, 67. For a review of isotope effects in the study of reactions in which there is branching from a common intermediate, see Thibblin, A.; Ahlberg, P. *Chem. Soc. Rev.* **1989**, *18*, 209. See also, the series *Isotopes in Organic Chemistry*.

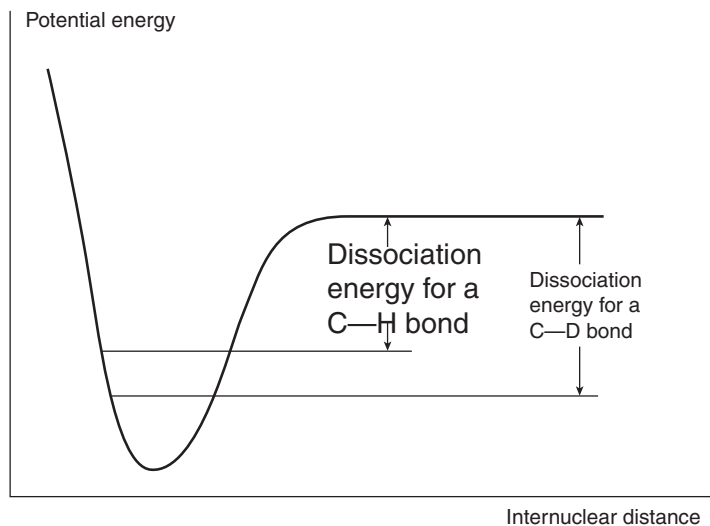


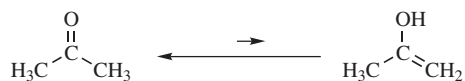
Fig. 6.4. A C–D bond has a lower zero point than does a corresponding C–H bond; thus the dissociation energy is higher.

expressed by the ratio $k_{\text{H}}/k_{\text{D}}$. The ground-state vibrational energy (called the zero-point vibrational energy) of a bond depends on the mass of the atoms and is lower when the reduced mass is higher.⁶⁰ Therefore, D–C, D–O, D–N bonds, and so on, have lower energies in the ground state than the corresponding H–C, H–O, H–N bonds, and so on. Complete dissociation of a deuterium bond consequently requires more energy than that for a corresponding hydrogen bond in the same environment (Fig. 6.4). If an H–C, H–O, or H–N bond is not broken at all in a reaction or is broken in a nonrate-determining step, substitution of deuterium for hydrogen causes no change in the rate (see below for an exception to this statement), but if the bond is broken in the rate-determining step, the rate must be lowered by the substitution.

This provides a valuable diagnostic tool for determination of mechanism. For example, in the bromination of acetone (reaction **12-4**)



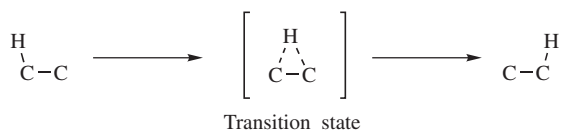
the fact that the rate is independent of the bromine concentration led to the postulate that the rate-determining step was prior tautomerization of the acetone:



In turn, the rate-determining step of the tautomerization involves cleavage of a C–H bond (see **12-3**). Thus there should be a substantial isotope effect if deuterated

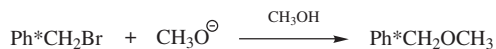
⁶⁰The reduced mass μ of two atoms connected by a covalent bond is $\mu = m_1m_2/(m_1 + m_2)$.

acetone is brominated. In fact, $k_{\text{H}}/k_{\text{D}}$ was found to be ~ 7 .⁶¹ Deuterium isotope effects usually range from 1 (no isotope effect at all) to ~ 7 or 8, although in a few cases, larger⁶² or smaller values have been reported.⁶³ Values of $k_{\text{H}}/k_{\text{D}} < 1$ are called *inverse isotope effects*. Isotope effects are greatest when, in the transition state, the hydrogen is symmetrically bonded to the atoms between which it is being transferred.⁶⁴ Also, calculations show that isotope effects are at a maximum when the hydrogen in the transition state is on the straight line connecting the two atoms between which the hydrogen is being transferred and that for sufficiently nonlinear configurations they decrease to $k_{\text{H}}/k_{\text{D}} = 1$ –2.⁶⁵ Of course, in open systems there is no reason for the transition state to be nonlinear, but this is not the case in many intramolecular mechanisms, for example, in a 1,2 migration of a hydrogen



To measure isotope effects it is not always necessary to prepare deuterium-enriched starting compounds. It can also be done by measuring the change in deuterium concentration at specific sites between a compound containing deuterium in natural abundance and the reaction product, using a high-field NMR instrument.⁶⁶

The substitution of tritium for hydrogen gives isotope effects that are numerically larger. Isotope effects have also been observed with other elements, but they are much smaller, ~ 1.02 – 1.10 . For example, $k_{12\text{C}}/k_{13\text{C}}$ for



⁶¹Reitz, O.; Kopp, J. *Z. Phys. Chem. Abt. A* **1939**, *184*, 429.

⁶²For an example of a reaction with a deuterium isotope effect of 24.2, see Lewis, E.S.; Funderburk, L.H. *J. Am. Chem. Soc.* **1967**, *89*, 2322. The high isotope effect in this case has been ascribed to *tunneling* of the proton: because it is so small a hydrogen atom can sometimes get through a thin potential barrier without going over the top, that is, without obtaining the usually necessary activation energy. A deuterium, with a larger mass, is less able to do this. The phenomenon of tunneling is a consequence of the uncertainty principle. $k_{\text{H}}/k_{\text{D}}$ for the same reaction is 79: Lewis, E.S.; Robinson, J.K. *J. Am. Chem. Soc.* **1968**, *90*, 4337. An even larger deuterium isotope effect (~ 50) has been reported for the oxidation of benzyl alcohol. This has also been ascribed to tunneling: Roecker, L.; Meyer, T.J. *J. Am. Chem. Soc.* **1987**, *109*, 746. For discussions of high isotope effects, see Kresge, A.J.; Powell, M.F. *J. Am. Chem. Soc.* **1981**, *103*, 201; Caldin, E.F.; Mateo, S.; Warrick, P. *J. Am. Chem. Soc.* **1981**, *103*, 202. For arguments that high isotope effects can be caused by factors other than tunneling, see McLennan, D.J. *Aust. J. Chem.* **1979**, *32*, 1883; Thibblin, A. *J. Phys. Org. Chem.* **1988**, *1*, 161; Kresge, A.J.; Powell, M.F. *J. Phys. Org. Chem.* **1990**, *3*, 55.

⁶³For a review of a method for calculating the magnitude of isotope effects, see Sims, L.B.; Lewis, D.E. *Isot. Org. Chem.* **1984**, *6*, 161.


⁶⁴Kwart, H.; Latimore, M.C. *J. Am. Chem. Soc.* **1971**, *93*, 3770; Pryor, W.A.; Kneipp, K.G. *J. Am. Chem. Soc.* **1971**, *93*, 5584; Bell, R.P.; Cox, B.G. *J. Chem. Soc. B* **1971**, 783; Bethell, D.; Hare, G.J.; Kearney, P.A. *J. Chem. Soc. Perkin Trans. 2* **1981**, 684, and references cited therein. See, however, Motell, E.L.; Boone, A.W.; Fink, W.H. *Tetrahedron* **1978**, *34*, 1619.

⁶⁵More O'Ferrall, R.A. *J. Chem. Soc. B* **1970**, 785, and references cited therein.

⁶⁶Pascal, R.A.; Baum, M.W.; Wagner, C.K.; Rodgers, L.R.; Huang, D. *J. Am. Chem. Soc.* **1986**, *108*, 6477.

is 1.053.⁶⁷ Although they are small, heavy-atom isotope effects can be measured quite accurately and are often very useful.⁶⁸

Deuterium isotope effects have been found even where it is certain that the C—H bond does not break at all in the reaction. Such effects are called *secondary isotope effects*,⁶⁹ the term *primary isotope effect* being reserved for the type discussed previously. Secondary isotope effects can be divided into α and β effects. In a β secondary isotope effect, substitution of deuterium for hydrogen β to the position of bond breaking slows the reaction. An example is solvolysis of isopropyl bromide:



where $k_{\text{H}}/k_{\text{D}}$ was found to be 1.34.⁷⁰ The cause of β isotope effects has been a matter of much controversy, but they are most likely due to hyperconjugation effects in the transition state. The effects are greatest when the transition state has considerable carbocation character.⁷¹ Although the C—H bond in question is not broken in the transition state, the carbocation is stabilized by hyperconjugation involving this bond. Because of hyperconjugation, the difference in vibrational energy between the C—H bond and the C—D bond in the transition state is less than it is in the ground state, so the reaction is slowed by substitution of deuterium for hydrogen.

Support for hyperconjugation as the major cause of β isotope effects is the fact that the effect is greatest when D is anti to the leaving group⁷² (because of the requirement that all atoms in a resonance system be coplanar, planarity of the D—C—X system would most greatly increase the hyperconjugation), and the fact that secondary isotope effects can be transmitted through unsaturated systems.⁷³ There is evidence that at least some β isotope effects are steric in

⁶⁷Stothers, J.B.; Bourns, A.N. *Can. J. Chem.* **1962**, *40*, 2007. See also, Ando, T.; Yamataka, H.; Tamura, S.; Hanafusa, T. *J. Am. Chem. Soc.* **1982**, *104*, 5493.

⁶⁸For a review of carbon isotope effects, see Willi, A.V. *Isot. Org. Chem.* **1977**, *3*, 237.

⁶⁹For reviews, see Westaway, K.C. *Isot. Org. Chem.* **1987**, *7*, 275; Sunko, D.E.; Hehre, W.J. *Prog. Phys. Org. Chem.* **1983**, *14*, 205; Shiner, Jr., V.J., in Collins, C.J.; Bowman, N.S. *Isotope Effects in Chemical Reactions*, Van Nostrand-Reinhold, Princeton, NJ, **1970**, pp. 90–159; Laszlo, P.; Welvert, Z. *Bull. Soc. Chim. Fr.* **1966**, 2412; Halevi, E.A. *Prog. Phys. Org. Chem.* **1963**, *1*, 109. For a review of model calculations of secondary isotope effects, see McLennan, D.J. *Isot. Org. Chem.* **1987**, *7*, 393. See also, Sims, L.B.; Lewis, D.E. *Isot. Org. Chem.* **1984**, *6*, 161.

⁷⁰Leffek, K.T.; Llewellyn, J.A.; Robertson, R.E. *Can. J. Chem.* **1960**, *38*, 2171.

⁷¹Bender, M.L.; Feng, M.S. *J. Am. Chem. Soc.* **1960**, *82*, 6318; Jones, J.M.; Bender, M.L. *J. Am. Chem. Soc.* **1960**, *82*, 6322.

⁷²Shiner, Jr., V.J.; Jewett, J.G. *J. Am. Chem. Soc.* **1964**, *86*, 945; DeFrees, D.J.; Hehre, W.J.; Sunko, D.E. *J. Am. Chem. Soc.* **1979**, *101*, 2323. See also, Siehl, H.; Walter, H. *J. Chem. Soc. Chem. Commun.* **1985**, 76.

⁷³Shiner, Jr., V.J.; Kriz, Jr., G.S. *J. Am. Chem. Soc.* **1964**, *86*, 2643.

origin⁷⁴ (e.g., a CD₃ group has a smaller steric requirement than a CH₃ group) and a field-effect explanation has also been suggested (CD₃ is apparently a better electron donor than CH₃⁷⁵), but hyperconjugation is the most probable cause in most instances.⁷⁶ Part of the difficulty in attempting to explain these effects is their small size, ranging only as high as ~1.5.⁷⁷ Another complicating factor is that they can change with temperature. In one case,⁷⁸ k_H/k_D was 1.00 ± 0.01 at 0°C, 0.90 ± 0.01 at 25°C, and 1.15 ± 0.09 at 65°C. Whatever the cause, there seems to be a good correlation between β secondary isotope effects and carbocation character in the transition state, and they are thus a useful tool for probing mechanisms.

The other type of secondary isotope effect results from a replacement of hydrogen by deuterium at the carbon containing the leaving group. These (called *secondary isotope effects*) are varied, with values so far reported⁷⁹ ranging from 0.87 to 1.26.⁸⁰ These effects are also correlated with carbocation character. Nucleophilic substitutions that do not proceed through carbocation intermediates (S_N2 reactions) have a isotope effects near unity.⁸¹ Those that do involve carbocations (S_N1 reactions) have higher a isotope effects, which depend on the nature of the leaving group.⁸² The accepted explanation for a isotope effects is that one of the bending C–H vibrations is affected by the substitution of D for H more or less strongly in the transition state than in the ground state.⁸³ Depending on the nature of the transition state, this may increase or decrease the rate of the reaction. The α isotope effects on S_N2 reactions can vary with concentration,⁸⁴ an

⁷⁴Bartell, L.S. *J. Am. Chem. Soc.* **1961**, *83*, 3567; Brown, H.C.; Azzaro, M.E.; Koelling, J.G.; McDonald, G.J. *J. Am. Chem. Soc.* **1966**, *88*, 2520; Kaplan, E.D.; Thornton, E.R. *J. Am. Chem. Soc.* **1967**, *89*, 6644; Carter, R.E.; Dahlgren, L. *Acta Chem. Scand.* **1970**, *24*, 633; Leffek, K.T.; Matheson, A.F. *Can. J. Chem.* **1971**, *49*, 439; Sherrod, S.A.; Boekelheide, V. *J. Am. Chem. Soc.* **1972**, *94*, 5513.

⁷⁵Halevi, E.A.; Nussim, M.; Ron, M. *J. Chem. Soc.* **1963**, 866; Halevi, E.A.; Nussim, M. *J. Chem. Soc.* **1963**, 876.

⁷⁶Karabatsos, G.J.; Sonnichsen, G.; Papaioannou, C.G.; Scheppele, S.E.; Shone, R.L. *J. Am. Chem. Soc.* **1967**, *89*, 463; Kresge, A.J.; Preto, R.J. *J. Am. Chem. Soc.* **1967**, *89*, 5510; Jewett, J.G.; Dunlap, R.P. *J. Am. Chem. Soc.* **1968**, *90*, 809; Sunko, D.E.; Szele, I.; Hehre, W.J. *J. Am. Chem. Soc.* **1977**, *99*, 5000; Kluger, R.; Brandl, M. *J. Org. Chem.* **1986**, *51*, 3964.

⁷⁷Halevi, E.A.; Margolin, Z. *Proc. Chem. Soc.* **1964**, 174. A value for k_{CH_3}/k_{CD_3} of 2.13 was reported for one case: Liu, K.; Wu, Y.W. *Tetrahedron Lett.* **1986**, *27*, 3623.

⁷⁸Halevi, E.A.; Margolin, Z. *Proc. Chem. Soc.* **1964**, 174.

⁷⁹A value of 2.0 has been reported in one case, for a cis–trans isomerization, rather than a nucleophilic substitution: Caldwell, R.A.; Misawa, H.; Healy, E.F.; Dewar, M.J.S. *J. Am. Chem. Soc.* **1987**, *109*, 6869.

⁸⁰Shiner, Jr., V.J.; Buddenbaum, W.E.; Murr, B.L.; Lamaty, G. *J. Am. Chem. Soc.* **1968**, *90*, 418; Harris, J.M.; Hall, R.E.; Schleyer, P.v.R. *J. Am. Chem. Soc.* **1971**, *93*, 2551.

⁸¹For reported exceptions, see Tanaka, N.; Kaji, A.; Hayami, J. *Chem. Lett.* **1972**, 1223; Westaway, K.C. *Tetrahedron Lett.* **1975**, 4229.

⁸²Willi, A.V.; Ho, C.; Ghanbarpour, A. *J. Org. Chem.* **1972**, *37*, 1185; Shiner Jr., V.J.; Neumann, A.; Fisher, R.D. *J. Am. Chem. Soc.* **1982**, *104*, 354; and references cited therein.

⁸³Streitwieser, Jr., A.; Jagow, R.H.; Fahey, R.C.; Suzuki, S. *J. Am. Chem. Soc.* **1958**, *80*, 2326.

⁸⁴Westaway, K.C.; Waszczylo, Z.; Smith, P.J.; Rangappa, K.S. *Tetrahedron Lett.* **1985**, *26*, 25.

effect attributed to a change from a free nucleophile to one that is part of an ion pair⁸⁵ (see p. 492). This illustrates the use of secondary isotope effects as a means of studying transition state structure. The γ secondary isotope effects have also been reported.⁸⁶

Another kind of isotope effect is the *solvent isotope effect*.⁸⁷ Reaction rates often change when the solvent is changed from H₂O to D₂O or from ROH to ROD. These changes may be due to any of three factors or a combination of all of them.

1. The solvent may be a reactant. If an O—H bond of the solvent is broken in the rate-determining step, there will be a primary isotope effect. If the molecules involved are D₂O or D₃O⁺ there may also be a secondary effect caused by the O—D bonds that are not breaking.
2. The substrate molecules may become labeled with deuterium by rapid hydrogen exchange, and then the newly labeled molecule may become cleaved in the rate-determining step.
3. The extent or nature of solvent–solute interactions may be different in the deuterated and nondeuterated solvents; this may change the energies of the transition state, and hence the activation energy of the reaction. These are secondary isotope effects. Two physical models for this third factor have been constructed.⁸⁸

It is obvious that in many cases the first and third factors at least, and often the second, are working simultaneously. Attempts have been made to separate them.⁸⁹

The methods described in this chapter are not the only means of determining mechanisms. In an attempt to elucidate a mechanism, the investigator is limited only by their ingenuity.

⁸⁵Westaway, K.C.; Lai, Z. *Can. J. Chem.* **1988**, *66*, 1263.

⁸⁶Leffek, K.T.; Llewellyn, J.A.; Robertson, R.E. *J. Am. Chem. Soc.* **1960**, *82*, 6315; *Chem. Ind. (London)* **1960**, 588; Werstiuk, N.H.; Timmins, G.; Cappelli, F.P. *Can. J. Chem.* **1980**, *58*, 1738.

⁸⁷For reviews, see Alvarez, F.J.; Schowen, R.L. *Isot. Org. Chem.* **1987**, *7*, 1; Kresge, A.J.; More O'Ferrall, R.A.; Powell, M.F. *Isot. Org. Chem.* **1987**, *7*, 177; Schowen, R.L. *Prog. Phys. Org. Chem.* **1972**, *9*, 275; Gold, V. *Adv. Phys. Org. Chem.* **1969**, *7*, 259; Laughton, P.M.; Robertson, R.E., in Coetzee; Ritchie *Solute–Solvent Interactions*, Marcel Dekker, NY, **1969**, pp. 399–538. For a review of the effect of isotopic changes in the solvent on the properties of nonreacting solutes, see Arnett, E.M.; McKelvey, D.R., in Coetzee, J.F.; Ritchie, C.D. cited above, pp. 343–398.

⁸⁸Bunton, C.A.; Shiner, Jr., V.J. *J. Am. Chem. Soc.* **1961**, *83*, 42, 3207, 3214; Swain, C.G.; Thornton, E.R. *J. Am. Chem. Soc.* **1961**, *83*, 3884, 3890. See also, Mitton, C.G.; Gresser, M.; Schowen, R.L. *J. Am. Chem. Soc.* **1969**, *91*, 2045.

⁸⁹More O'Ferrall, R.A.; Koeppl, G.W.; Kresge, A.J. *J. Am. Chem. Soc.* **1971**, *93*, 9.

Irradiation Processes in Organic Chemistry

Most reactions carried out in organic chemistry laboratories take place between molecules all of which are in their ground electronic states. In a *photochemical reaction*,¹ however, a reacting molecule has been previously promoted by absorption of light to an electronically excited state. A molecule in an excited state must lose its extra energy in some manner; it cannot remain in the excited condition for long. The subject of electronic spectra is closely related to photochemistry. A chemical reaction is not the only possible means of relinquishing the extra energy in a photochemical process. In this chapter, first we discuss electronically excited states and the processes of promotion to these states. Two other methods are available to facilitate chemical reactions: sonochemistry and microwave chemistry. Although the physical processes involved are not necessarily the same excitation processes observed in photochemistry, irradiation with ultrasound or with microwaves have a significant influence on chemical reactivity. For that reason, they are included in this chapter.

¹There are many books on photochemistry. Some recent ones are Michl, J.; Bonačić-Koutecký, V. *Electronic Aspects of Organic Photochemistry*, Wiley, NY, **1990**; Scaiano, J.C. *Handbook of Organic Photochemistry*, 2 vols., CRC Press, Boca Raton, FL, **1989**; Coxon, J.M.; Halton, B. *Organic Photochemistry*, 2nd ed.; Cambridge University Press: Cambridge, **1987**; Coyle, J.D. *Photochemistry in Organic Synthesis*, Royal Society of Chemistry, London, **1986**; *Introduction to Organic Photochemistry*, Wiley, NY, **1986**; Horspool, W.M. *Synthetic Organic Photochemistry*, Plenum, NY, **1984**; Margaretha, P. *Preparative Organic Photochemistry*, *Top. Curr. Chem.* **1982**, 103; Turro, N.J. *Modern Molecular Photochemistry*, W.A. Benjamin, NY, **1978**; Rohatgi-Mukherjee, K.K. *Fundamentals of Photochemistry*, Wiley, NY, **1978**; Barltrop, J.A.; Coyle, J.D. *Principles of Photochemistry*, Wiley, NY, **1978**. For a comprehensive older treatise, see Calvert, J.G.; Pitts, Jr., J.N. *Photochemistry*, Wiley, NY, **1966**. For a review of the photochemistry of radicals and carbenes, see Scaiano, J.; Johnston, L.J. *Org. Photochem.* **1989**, 10, 309. For a history of photochemistry, see Roth, H.D. *Angew. Chem. Int. Ed.* **1989**, 28, 1193. For a glossary of terms used in photochemistry, see Braslavsky, S.E.; Houk, K.N. *Pure Appl. Chem.* **1988**, 60, 1055. See also, the series, *Advances in Photochemistry*, *Organic Photochemistry*, and *Excited States*.

PHOTOCHEMISTRY

Excited States and the Ground State

Electrons can move from the ground-state energy level of a molecule to a higher level (i.e., an unoccupied orbital of higher energy) if outside energy is supplied. In a photochemical process, this energy is in the form of light. Light of any wavelength has associated with it an energy value given by $E = h\nu$, where ν is the frequency of the light ($\nu = \text{velocity of light } c \text{ divided by the wavelength } \lambda$) and h is Planck's constant. Since the energy levels of a molecule are quantized, the amount of energy required to raise an electron in a given molecule from one level to a higher one is a fixed quantity. Only light with exactly the frequency corresponding to this amount of energy will cause the electron to move to the higher level. If light of another frequency (too high or too low) is sent through a sample, it will pass out without a loss in intensity, since the molecules will not absorb it. However, if light of the correct frequency is passed in, the energy will be used by the molecules for electron promotion, and hence the light that leaves the sample will be diminished in intensity or altogether gone. A *spectrophotometer* is an instrument that allows light of a given frequency to pass through a sample and that detects (by means of a phototube) the amount of light that has been transmitted, that is, not absorbed. A spectrophotometer compares the intensity of the transmitted light with that of the incident light. Automatic instruments gradually and continuously change the frequency, and an automatic recorder plots a graph of absorption versus frequency or wavelength.

The energy of electronic transitions corresponds to light in the visible, UV, and far-UV regions of the spectrum (Fig. 7.1). Absorption positions are normally expressed in wavelength units, usually nanometers (nm).² If a compound absorbs in the visible, it is colored, possessing a color complementary to that which is absorbed.³ Thus a compound absorbing in the violet is yellow. The far-uv region is studied by organic chemists less often than the visible or ordinary uv regions because special vacuum instruments are required owing to the fact that oxygen and nitrogen absorb in these regions.

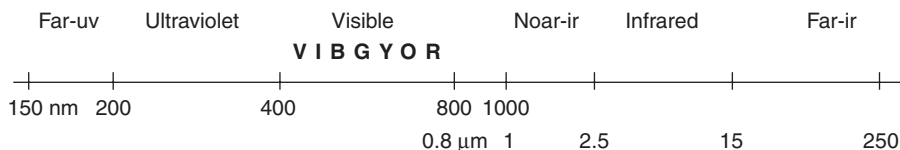


Fig. 7.1. The uv, visible, and ir portions of the electromagnetic spectrum.

²Formerly, millimicrons (mμ) were frequently used; numerically they are the same as nanometers.

³For monographs, see Zollinger, H. *Color Chemistry*, VCH, NY, 1987; Gordon, P.F.; Gregory, P. *Organic Chemistry in Colour*, Springer, NY, 1983; Griffiths, J. *Colour and Constitution of Organic Molecules*, Academic Press, NY, 1976. See also, Fabian, J.; Zahradník, R. *Angew. Chem. Int. Ed.* 1989, 28, 677.

From these considerations it would seem that an electronic spectrum should consist of one or more sharp peaks, each corresponding to the transfer of an electron from one electronic level to another. Under ordinary conditions the peaks are seldom sharp. In order to understand why, it is necessary to realize that molecules are constantly vibrating and rotating and that these motions are also quantized. A molecule at any time is not only in a given electronic state but also in a given vibrational and rotational state. The difference between two adjacent vibrational levels is much smaller than the difference between adjacent electronic levels, and the difference between adjacent rotational levels is smaller still. A typical situation is shown in Fig. 7.2. When an electron moves from one electronic level to another, it moves from a given vibrational and rotational level within that electronic level to some vibrational and rotational level at the next electronic level. A given sample contains a large number of molecules, and even if all of them are in the ground electronic state, they are still distributed among the vibrational and rotational states (though the ground vibrational state V_0 is most heavily populated). This means that not just one wavelength of light will be absorbed, but a number of them close together, with the most probable transition causing the most intense peak. But in molecules containing more than a few atoms there are so many possible transitions and these are so close together that what is observed is a relatively broad band. The height of the peak depends on the number of molecules making the transition and is proportional to $\log \epsilon$, where ϵ is the *extinction coefficient*. The extinction coefficient can be expressed by $\epsilon = E/cl$, where c is the concentration in moles per liter, l is the

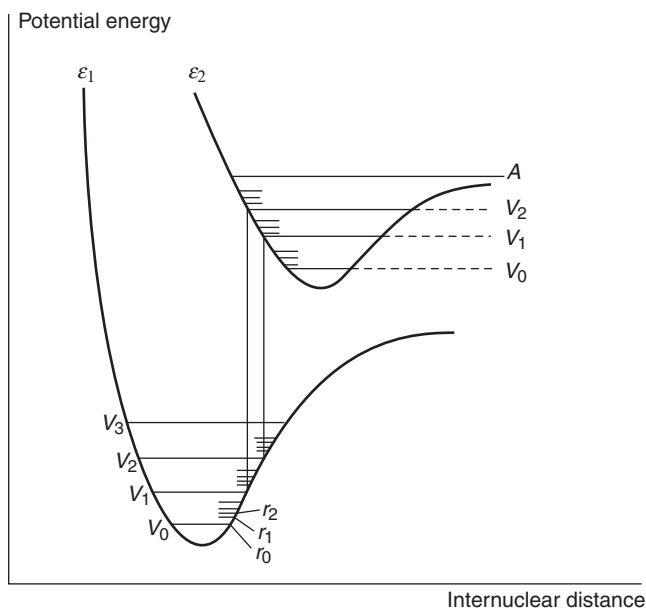


Fig. 7.2. Energy curves for a diatomic molecule. Two possible transitions are shown. When an electron has been excited to the point marked A, the molecule may cleave (p. 335).

cell length in centimeters, and $E = \log I_0/I$, where I_0 is the intensity of the incident light and I of the transmitted light. The wavelength is usually reported as λ_{\max} , meaning that this is the top of the peak. Purely vibrational transitions, such as between V_0 and V_1 of E_1 , which require much less energy, are found in the ir region and are the basis of ir spectra. Purely rotational transitions are found in the far-ir and microwave (beyond the far-ir) regions.

A UV or visible absorption peak is caused by the promotion of an electron in one orbital (usually a ground-state orbital) to a higher orbital. Normally, the amount of energy necessary to make this transition depends mostly on the nature of the two orbitals involved and much less on the rest of the molecule. Therefore, a simple functional group such as the C=C double bond always causes absorption in the same general area. A group that causes absorption is called a *chromophore*.

Singlet and Triplet States: “Forbidden” Transitions

In most organic molecules, all electrons in the ground state are paired, with each member of a pair possessing opposite spin as demanded by the Pauli principle. When one of a pair of electrons is promoted to an orbital of higher energy, the two electrons no longer share an orbital, and the promoted electron may, in principle, have the same spin as its former partner or the opposite spin. As we saw in Chapter 5, a molecule in which two unpaired electrons have the same spin is called a *triplet*,⁴ while one in which all spins are paired is a *singlet*. Thus, at least in principle, for every excited singlet state there is a corresponding triplet state. In most cases, the triplet state has a lower energy than the corresponding singlet, which is in accord with Hund’s rule. Therefore, a different amount of energy, and hence a different wavelength is required to promote an electron from the ground state (which is almost always a singlet) to an excited singlet than to the corresponding triplet state.

It would thus seem that promotion of a given electron in a molecule could result either in a singlet or a triplet excited state depending on the amount of energy added. However, this is often not the case because transitions between energy levels are governed by selection rules, which state that certain transitions are “forbidden.” There are several types of “forbidden” transitions, two of which are more important than the others.

1. *Spin-Forbidden Transitions.* Transitions in which the spin of an electron changes are not allowed, because a change from one spin to the opposite involves a change in angular momentum and such a change would violate the law of conservation of angular momentum. Therefore, singlet–triplet and triplet–singlet transitions are forbidden, whereas singlet–singlet and triplet–triplet transitions are allowed.
2. *Symmetry-Forbidden Transitions.* Among the transitions in this class are those in which a molecule has a center of symmetry. In such cases, a $g \rightarrow g$ or

⁴See Kurreck, H. *Angew. Chem. Int. Ed.* **1993**, 32, 1409 for a brief discussion of the triplet state in organic chemistry.

$u \rightarrow u$ transition (see p. 5) is “forbidden,” while a $g \rightarrow u$ or $u \rightarrow g$ transition is allowed.

We have put the word “forbidden” into quotation marks because these transitions are not actually forbidden but only highly improbable. In most cases, promotions from a singlet ground state to a triplet excited state are so improbable that they cannot be observed, and it is safe to state that in most molecules only singlet–singlet promotions take place. However, this rule does break down in certain cases, most often when a heavy atom (e.g., iodine) is present in the molecule, in which cases it can be shown from spectra that singlet–triplet promotions are occurring.⁵ Symmetry-forbidden transitions can frequently be observed, though usually with low intensity.

Types of Excitation

When an electron in a molecule is promoted (normally only one electron in any molecule), it usually goes into the lowest available vacant orbital, though promotion to higher orbitals is also possible. For most organic molecules, there are consequently four types of electronic excitation:

1. $\sigma \rightarrow \sigma^*$. Alkanes, which have no n or π electrons, can be excited only in this way.⁶
2. $n \rightarrow \sigma^*$. Alcohols, amines,⁷ ethers, and so on, can also be excited in this manner.
3. $\pi \rightarrow \pi^*$. This pathway is open to alkenes as well as to aldehydes, carboxylic esters, and so on.
4. $n \rightarrow \pi^*$. Aldehydes, ketones, carboxylic esters, and so on, can undergo this promotion as well as the other three.

The four excitation types above are listed in what is normally the order of decreasing energy. Thus light of the highest energy (in the far uv) is necessary for $\sigma \rightarrow \sigma^*$ excitation, while $n \rightarrow \pi^*$ promotions are caused by ordinary uv light. However, the order may sometimes be altered in some solvents.

In 1,3-butadiene (and other compounds with two conjugated double bonds) there are two π and two π^* orbitals (p. 39). The energy difference between the higher $\pi(\chi_2)$ and the lower $\pi^*(\chi_3)$ orbital is less than the difference between the π and π^* orbitals of ethylene. Therefore 1,3-butadiene requires less energy than ethylene, and thus light of a higher wavelength, to promote an electron. This is a general phenomenon, and it may be stated that, in general, *the more conjugation in a molecule, the more the absorption is displaced toward higher wavelengths* (see Table 7.1).⁸

⁵For a review of photochemical heavy-atom effects, see Koziar, J.C.; Cowan, D.O. *Acc. Chem. Res.* **1978**, *11*, 334.

⁶An n electron is one in an unshared pair.

⁷For a review of the photochemistry of amines, see Malkin, Yu.N.; Kuz'min, V.A. *Russ. Chem. Rev.* **1985**, *54*, 1041.

⁸Bohlmann, F.; Mannhardt, H. *Chem. Ber.* **1956**, *89*, 1307.

TABLE 7.1. Ultraviolet Absorption⁸ of $\text{CH}_3-(\text{CH}=\text{CH})_n-\text{CH}_3$ for Some Values of n

n	nm
2	227
3	263
6	352
9	413

When a chromophore absorbs at a certain wavelength and the substitution of one group for another causes absorption at a longer wavelength, a *bathochromic shift* is said to have occurred. The opposite kind of shift is called *hypsochromic*.

Of the four excitation types listed above, the $\pi \rightarrow \pi^*$ and $n \rightarrow \pi^*$ are far more important in organic photochemistry than the other two. Compounds containing C=O groups can be excited in both ways, giving rise to at least two peaks in the UV.

As we have seen, a chromophore is a group that causes a molecule to absorb light. Examples of chromophores in the visible or UV are C=O, N=N,⁹ Ph, and NO₂. Some chromophores in the far UV (beyond 200 nm) are C=C, C≡C, Cl, and OH. An *auxochrome* is a group that displaces (through resonance) and usually intensifies the absorption of a chromophore present in the same molecule. Groups, such as Cl, OH, and NH₂, are generally regarded as auxochromes since they shift (usually bathochromically) the uv and visible bands of chromophores, such as Ph or C=O (see Table 7.2).¹⁰ Since auxochromes are themselves chromophores

TABLE 7.2. Some UV Peaks of Substituted Benzenes in Water, or Water With a Trace of Methanol (for Solubility)^a

	Primary Band		Secondary Band	
	λ_{max} , nm	ϵ_{max}	λ_{max} , nm	ϵ_{max}
PhH	203.5	7,400	254	204
PhCl	209.5	7,400	263.5	190
PhOH	210.5	6,200	270	1,450
PhOMe	217	6,400	269	1,480
PhCN	224	13,000	271	1,000
PhCOOH	230	11,600	273	970
PhNH ₂	230	8,600	280	1,430
PhO ⁻	235	9,400	287	2,600
PhAc	245.5	9,800		
PhCHO	249.5	11,400		
PhNO ₂	268.5	7,800		

^aNote how auxochromes shift and usually intensify the peaks.

⁹For a review of the azo group as a chromophore, see Rau, H. *Angew. Chem. Int. Ed.* 1973, 12, 224.

¹⁰These values are from Jaffé, H.H.; Orchin, M. *Theory and Applications of Ultraviolet Spectroscopy*, Wiley, NY, 1962, p. 257.

(to be sure, generally in the far-UV), it is sometimes difficult to decide which group in a molecule is an auxochrome and which a chromophore. For example, in acetophenone (PhCOMe) is the chromophore Ph or C=O? In such cases, the distinction becomes practically meaningless.

Nomenclature and Properties of Excited States

An excited state of a molecule can be regarded as a distinct chemical species, different from the ground state of the same molecule and from other excited states. It is obvious that we need some method of naming excited states. Unfortunately, there are several methods in use, depending on whether one is primarily interested in photochemistry, spectroscopy, or molecular-orbital theory.¹¹ One of the most common methods simply designates the original and newly occupied orbitals, with or without a superscript to indicate singlet or triplet. Thus the singlet state arising from promotion of a π to a π^* orbital in ethylene would be the $^1(\pi, \pi^*)$ state or the π, π^* singlet state. Another very common method can be used even in cases where one is not certain which orbitals are involved. The lowest energy excited state is called S_1 , the next S_2 , and so on, and triplet states are similarly labeled T_1 , T_2 , T_3 , and so on. In this notation, the ground state is S_0 . Other notational systems exist, but in this book we will confine ourselves to the two types just mentioned.

The properties of excited states are not easy to measure because of their generally short lifetimes and low concentrations, but enough work has been done for us to know that they often differ from the ground state in geometry, dipole moment and acid or base strength.¹² For example, acetylene, which is linear in the ground state, has a trans geometry in the excited state



with $\sim sp^2$ carbons in the $^1(\pi, \pi^*)$ state.¹³ Similarly, the $^1(\pi, \pi^*)$ and the $^3(\pi, \pi^*)$ states of ethylene have a perpendicular and not a planar geometry,¹⁴ and the $^1(n, \pi^*)$ and $^3(n, \pi^*)$ states of formaldehyde are both pyramidal.¹⁵ Triplet species tend to stabilize themselves by distortion, which relieves interaction between the

¹¹For discussions of excited-state notation and other terms in photochemistry, see Pitts, Jr., J.N.; Wilkinson, F.; Hammond, G.S. *Adv. Photochem.* **1963**, *1*, 1; Porter, G.B.; Balzani, V.; Moggi, L. *Adv. Photochem.* **1974**, *9*, 147. See also, Braslavsky, S.E.; Houk, K.N. *Pure Appl. Chem.* **1988**, *60*, 1055.

¹²For reviews of the structures of excited states, see Zink, J.I.; Shin, K.K. *Adv. Photochem.* **1991**, *16*, 119; Innes, K.K. *Excited States* **1975**, *2*, 1; Hirakawa, A.Y.; Masamichi, T. *Vib. Spectra Struct.* **1983**, *12*, 145.
¹³Ingold, C.K.; King, G.W. *J. Chem. Soc.* **1953**, 2702, 2704, 2708, 2725, 2745. For a review of acetylene photochemistry, see Coyle, J.D. *Org. Photochem.* **1985**, *7*, 1.

¹⁴Merer, A.J.; Mulliken, R.S. *Chem. Rev.* **1969**, *69*, 639.

¹⁵Robinson, G.W.; Di Giorgio, V.E. *Can. J. Chem.* **1958**, *36*, 31; Buenker, R.J.; Peyerimhoff, S.D. *J. Chem. Phys.* **1970**, *53*, 1368; Garrison, B.J.; Schaefer III, H.F.; Lester, Jr., W.A. *J. Chem. Phys.* **1974**, *61*, 3039; Streitwieser, Jr., A.; Kohler, B. *J. Am. Chem. Soc.* **1988**, *110*, 3769. For reviews of excited states of formaldehyde, see Buck, H.M. *Recl. Trav. Chim. Pays-Bas* **1982**, *101*, 193, 225; Moule, D.C.; Walsh, A.D. *Chem. Rev.* **1975**, *75*, 67.

TABLE 7.3. Typical Energies for Some Covalent Single Bonds (see Table 1.7) and the Corresponding Approximate Wavelengths

Bond	<i>E</i>		nm
	kcal mol ⁻¹	kJ mol ⁻¹	
C–H	95	397	300
C–O	88	368	325
C–C	83	347	345
Cl–Cl	58	243	495
C–O	35	146	820

unpaired electrons. Obviously, if the geometry is different, the dipole moment will probably differ also and the change in geometry and electron distribution often results in a change in acid or base strength.¹⁶ For example, the S_1 state of 2-naphthol is a much stronger acid (p*K* 3.1) than the ground state (S_0) of the same molecule (p*K* 9.5).¹⁷

Photolytic Cleavage

We have said that when a molecule absorbs a quantum of light, it is promoted to an excited state. Actually, that is not the only possible outcome. Because the energy of visible and UV light is of the same order of magnitude as that of covalent bonds (Table 7.3), another possibility is that the molecule may cleave into two parts, a process known as *photolysis*. There are three situations that can lead to cleavage:

1. The promotion may bring the molecule to a vibrational level so high that it lies above the right-hand portion of the E_2 curve (line A in Fig. 7.2). In such a case, the excited molecule cleaves at its first vibration.
2. Even where the promotion is to a lower vibrational level, one which lies wholly within the E_2 curve (e.g., V_1 or V_2), the molecule may still cleave. As Fig. 7.2 shows, equilibrium distances are greater in excited states than in the ground state. The *Franck–Condon principle* states that promotion of an electron takes place much faster than a single vibration (the promotion takes $\sim 10^{-15}$ s; a vibration $\sim 10^{-12}$ s). Therefore, when an electron is suddenly promoted, even to a low vibrational level, the distance between the atoms is essentially unchanged and the bond finds itself in a compressed condition like a pressed-in spring; this condition may be relieved by an outward surge that is sufficient to break the bond.

¹⁶For a review of acid–base properties of excited states, see Ireland, J.F.; Wyatt, P.A.H. *Adv. Phys. Org. Chem.* **1976**, *12*, 131.

¹⁷Weller, A. *Z. Phys. Chem. (Frankfurt am Main)* **1955**, *3*, 238, *Discuss. Faraday Soc.* **1959**, *27*, 28.

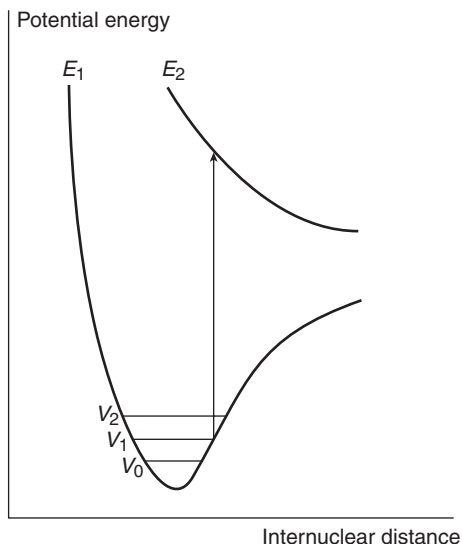


Fig. 7.3. Promotion to a dissociative state results in bond cleavage.

3. In some cases, the excited state is entirely dissociative (Fig. 7.3), that is, there is no distance where attraction outweighs repulsion, and the bond must cleave. An example is the hydrogen molecule, where a $\sigma \rightarrow \sigma^*$ promotion always results in cleavage.

A photolytic cleavage can break the molecule into two smaller molecules or into two free radicals (see p. 343). Cleavage into two ions, though known, is much rarer. Once free radicals are produced by a photolysis, they behave like free radicals produced in any other way (Chapter 5) except that they may be in excited states, and this can cause differences in behavior.¹⁸

The Fate of the Excited Molecule: Physical Processes

When a molecule has been photochemically promoted to an excited state, it does not remain there for long. Most promotions are from the S_0 to the S_1 state. As we have seen, promotions from S_0 to triplet states are “forbidden.” Promotions to S_2 and higher singlet states take place, but in liquids and solids these higher states usually drop very rapidly to the S_1 state ($\sim 10^{-13}$ – 10^{-11} s). The energy lost when an S_2 or S_3 molecule drops to S_1 is given up in small increments to the environment by collisions with neighboring molecules. Such a process is called an *energy cascade*. In a similar manner, the initial excitation and the decay from higher singlet states initially populate many of the vibrational levels of S_1 , but these also cascade, down to the lowest vibrational level of S_1 . Therefore, in most cases, the lowest

¹⁸Lubitz, W.; Lenzian, F.; Bittl, R. *Acc. Chem. Res.* **2002**, *35*, 313.

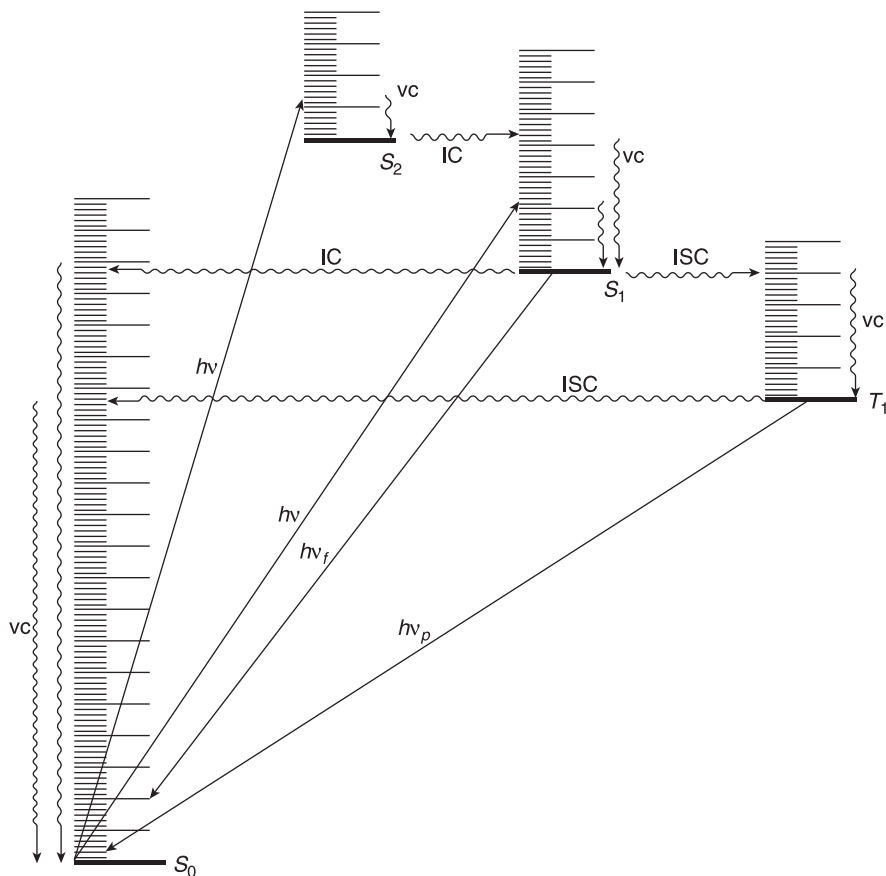


Fig. 7.4. Modified Jablonski diagram showing transitions between excited states and the ground state. Radiative processes are shown by straight lines, radiationless processes by wavy lines. vc = vibrational cascade; $h\nu_f$ = fluorescence; $h\nu_p$ = phosphorescence.

vibrational level of the S_1 state is the only important excited singlet state.¹⁹ This state can undergo various physical and chemical processes. In the following list, we describe the physical pathways open to molecules in the S_1 and excited triplet states. These pathways are also shown in a modified Jablonski diagram (Fig. 7.4) and in Table 7.4.

1. A molecule in the S_1 state can cascade down through the vibrational levels of the S_0 state and thus return to the ground state by giving up its energy in small increments to the environment, but this is generally quite slow because the

¹⁹For a review of physical and chemical processes undergone by higher states, see Turro, N.J.; Ramamurthy, V.; Cherry, W.; Farneth, W. *Chem. Rev.* **1978**, 78, 125.

TABLE 7.4. Physical Processes Undergone by Excited Molecules^a

$S_0 + h\nu \rightarrow S_1^v$	Excitation
S_1^v	$\rightsquigarrow \rightarrow S_1 + \Delta$ Vibrational relaxation
$S_1 \rightarrow S_0 + h\nu$	Fluorescence
S_1	$\rightsquigarrow \rightarrow S_0 + \Delta$ Internal conversion
$S_1 \rightsquigarrow T_1^v$	Intersystem crossing
$T_1^v \rightsquigarrow T_1 + \Delta$	Vibrational relaxation
$T_1 \rightarrow S_0 + h\nu$	Phosphorescence
$T_1 \rightsquigarrow S_0 + \Delta$	Intersystem crossing
$S_1 + A_{(S_0)} \rightarrow S_0 + A_{(S_1)}$	Singlet-singlet transfer (photosensitization)
$T_1 + A_{(S_0)} \rightarrow S_0 + A_{(T_1)}$	Triplet-triplet transfer (photosensitization)

^aThe superscript v indicates vibrationally excited state: excited states higher than S_1 or T_1 are omitted.

amount of energy is large. The process is called *internal conversion* (IC, see Fig. 7.4). Because it is slow, most molecules in the S_1 state adopt other pathways.²⁰

2. A molecule in the S_1 state can drop to some low vibrational level of the S_0 state all at once by giving off the energy in the form of light. This process, which generally happens within 10^{-9} s, is called *fluorescence*. This pathway is not very common either (because it is relatively slow), except for small molecules, for example, diatomic, and rigid molecules, for example, aromatic. For most other compounds, fluorescence is very weak or undetectable. For compounds that do fluoresce, the fluorescence emission spectra are usually the approximate mirror images of the absorption spectra. This comes about because the fluorescing molecules all drop from the lowest vibrational level of the S_1 state to various vibrational levels of S_0 , while excitation is from the lowest vibrational level of S_0 to various levels of S_1 (Fig. 7.5). The only peak in common is the one (called the 0-0 peak) that results from transitions between the lowest vibrational levels of the two states. In solution, even the 0-0 peak may be noncoincidental because the two states are solvated differently. Fluorescence nearly always arises from a $S_1 \rightarrow S_0$ transition, though azulene (p. \$\$\$) and its simple derivatives are exceptions,²¹ emitting fluorescence from $S_2 \rightarrow S_0$ transitions.

Because of the possibility of fluorescence, any chemical reactions of the S_1 state must take place very fast, or fluorescence will occur before they can happen.

²⁰For a monograph on radiationless transitions, see Lin, S.H. *Radiationless Transitions*; Academic Press, NY, 1980. For reviews, see Kommandeur, J. *Recl. Trav. Chim. Pays-Bas* 1983, 102, 421; Freed, K.F. *Acc. Chem. Res.* 1978, 11, 74.

²¹For other exceptions, see Gregory, T.A.; Hirayama, F.; Lipsky, S. *J. Chem. Phys.* 1973, 58, 4697; Sugihara, Y.; Wakabayashi, S.; Murata, I.; Jinguji, M.; Nakazawa, T.; Persy, G.; Wirz, J. *J. Am. Chem. Soc.* 1985, 107, 5894, and references cited therein. See also Turro, N.J.; Ramamurthy, V.; Cherry, W.; Farneth, W. *Chem. Rev.* 1978, 78, 125, see pp. 126-129.

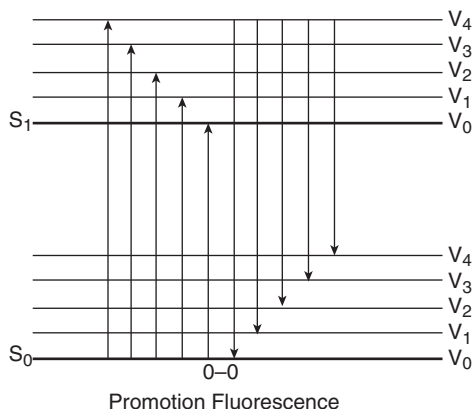


Fig. 7.5. Promotion and fluorescence between S_1 and S_0 states.

- Most molecules (though by no means all) in the S_1 state can undergo an intersystem crossing (ISC, see Fig. 7.4) to the lowest triplet state T_1 .²² An important example is benzophenone, of which $\sim 100\%$ of the molecules that are excited to the S_1 state cross over to the T_1 .²³ Intersystem crossing from singlet to triplet is of course a “forbidden” pathway, since the angular-momentum problem (p. 331) must be taken care of, but this often takes place by compensations elsewhere in the system. Intersystem crossings take place without loss of energy. Since a singlet state usually has a higher energy than the corresponding triplet, this means that energy must be given up. One way for this to happen is for the S_1 molecule to cross to a T_1 state at a high vibrational level and then for the T_1 to cascade down to its lowest vibrational level (see Fig. 7.4). This cascade is very rapid (10^{-12} s). When T_2 or higher states are populated, they too rapidly cascade to the lowest vibrational level of the T_1 state.
- A molecule in the T_1 state may return to the S_0 state by giving up heat (intersystem crossing) or light (this is called *phosphorescence*).²⁴ Of course, the angular-momentum difficulty exists here, so that both intersystem crossing and phosphorescence are very slow ($\sim 10^{-3}$ – 10^1 s). This means that T_1 states generally have much longer lifetimes than S_1 states. When they occur in the same molecule, phosphorescence is found at lower frequencies than fluorescence

²²Intersystem crossing from S_1 to T_2 and higher triplet states has also been reported in some aromatic molecules: Li, R.; Lim, E.C. *Chem. Phys.* **1972**, *57*, 605; Sharf, B.; Silbey, R. *Chem. Phys. Lett.* **1970**, *5*, 314. See also, Schlag, E.W.; Schneider, S.; Fischer, S.F. *Annu. Rev. Phys. Chem.* **1971**, *22*, 465, pp. 490. There is evidence that ISC can also occur from the S_2 state of some molecules: Samanta, A. *J. Am. Chem. Soc.* **1991**, *113*, 7427. Also see, Tanaka, R.; Kuriyama, Y.; Itoh, H.; Sakuragi, H.; Tokumaru, K. *Chem. Lett.* **1993**, 1447; Ohsaku, M.; Koga, N.; Morokuma, K. *J. Chem. Soc. Perkin Trans. 2* **1993**, 71.

²³Moore, W.M.; Hammond, G.S.; Foss, R.P. *J. Am. Chem. Soc.* **1961**, *83*, 2789.

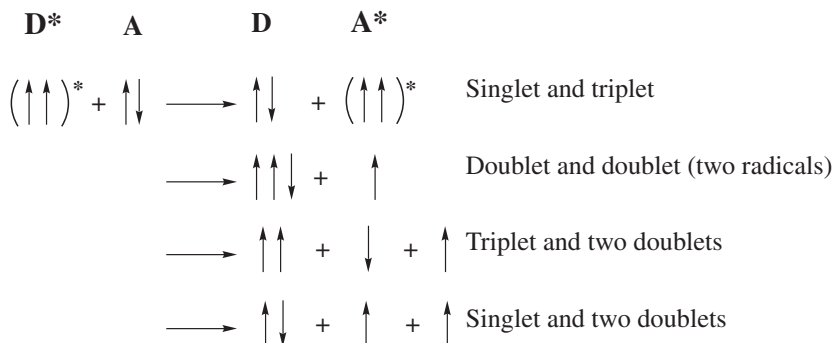
²⁴For a review of physical processes of triplet states, see Lower, S.K.; El-Sayed, M.A. *Chem. Rev.* **1966**, *66*, 199. For a review of physical and chemical processes of triplet states see Wagner, P.J.; Hammond, G.S. *Adv. Photochem.* **1968**, *5*, 21.

(because of the higher difference in energy between S_1 and S_0 than between T_1 and S_0) and is longer-lived (because of the longer lifetime of the T_1 state).

5. If nothing else happens to it first, a molecule in an excited state (S_1 or T_1) may transfer its excess energy all at once to another molecule in the environment, in a process called *photosensitization*.²⁵ The excited molecule (which we will call D for donor) thus drops to S_0 while the other molecule (A for acceptor) becomes excited:

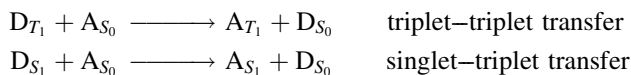


Thus there are *two* ways for a molecule to reach an excited state: by absorption of a quantum of light or by transfer from a previously excited molecule.²⁶ The donor D is also called a *photosensitizer*. This energy transfer is subject to the *Wigner spin-conservation rule*, which is actually a special case of the law of conservation of momentum we encountered previously. According to the Wigner rule, the total electron spin does not change after the energy transfer. For example, when a triplet species interacts with a singlet these are some allowed possibilities:²⁷



In all these cases, the products have three electrons spinning “up” and the fourth “down” (as do the starting molecules). However, formation of, say, two triplets ($\uparrow\downarrow + \downarrow\downarrow$) or two singlets ($\uparrow\downarrow + \uparrow\downarrow$), whether ground states or excited, would violate the rule.

In the two most important types of photosensitization, both of which are in accord with the Wigner rule, a triplet excited state generates another triplet and a singlet generates a singlet:



²⁵For reviews, see Albini, A. *Synthesis*, **1981**, 249; Turro, N.J.; Dalton, J.C.; Weiss, D.S. *Org. Photochem.* **1969**, 2, 1.

²⁶There is also a third way: in certain cases excited states can be produced directly in ordinary reactions. For a review, see White, E.H.; Miano, J.D.; Watkins, C.J.; Breaux, E.J. *Angew. Chem. Int. Ed.* **1974**, 13, 229.

²⁷For another table of this kind, see Calvert, J.G.; Pitts, Jr., J.N. *Photochemistry*, Wiley, NY, **1966**, p. 89.

Singlet–singlet transfer can take place over relatively long distances (e.g., 40 Å), but triplet transfer normally requires a collision between the molecules.²⁸ Both types of photosensitization can be useful for creating excited states when they are difficult to achieve by direct irradiation. Photosensitization is therefore an important method for carrying out photochemical reactions when a molecule cannot be brought to the desired excited state by direct absorption of light. Triplet–triplet transfer is especially important because triplet states are usually much more difficult to prepare by direct irradiation than singlet states (often impossible) and because triplet states, having longer lifetimes, are much more likely than singlets to transfer energy by photosensitization. Photosensitization can also be accomplished by electron transfer.²⁹

In choosing a photosensitizer, one should avoid a compound that absorbs in the same region as the acceptor because the latter will then compete for the light.³⁰ For examples of the use of photosensitization to accomplish reactions, see **15-62** and **15-63**.

6. An excited species can be quenched. Quenching is the deactivation of an excited molecular entity intermolecularly by an external environmental influence (e.g., a quencher) or intramolecularly by a substituent through a nonradiative process.³¹ When the external environmental influence (quencher) interferes with the behavior of the excited state after its formation, the process is referred to as dynamic quenching. Common mechanisms include energy transfer, charge transfer, and so on. When the environmental influence inhibits the excited state formation the process is referred to as static quenching. A quencher is defined as a molecular entity that deactivates (quenches) an excited state of another molecular entity, either by energy transfer, electron transfer, or by a chemical mechanism.³¹

An example is the rapid triplet quenching of aromatic ketone triplets by amines, which is well known.³² Alkyl and aryl thiols and thioethers also serve as quenchers in this system.³³ In this latter case, the mechanism involves electron

²⁸Long-range triplet–triplet transfer has been observed in a few cases: Bennett, R.G.; Schwenker, R.P.; Kellogg, R.E. *J. Chem. Phys.* **1964**, *41*, 3040; Ermolaev, V.L.; Sveshnikova, E.B. *Izv. Akad. Nauk SSSR, Ser. Fiz.* **1962**, *26*, 29 [*C. A.* **1962**, *57*, 1688], *Opt. Spectrosc. (USSR)* **1964**, *16*, 320.

²⁹For a review, see Kavarno, G.J.; Turro, N.J. *Chem. Rev.* **1986**, *86*, 401. See also, Mariano, P.S. *Org. Photochem.* **1987**, *9*, 1.

³⁰For a review of other complications that can take place in photosensitized reactions, see Engel, P.S.; Monroe, B.M. *Adv. Photochem.* **1971**, *8*, 245.

³¹Verhoeven, J.W. *Pure Appl. Chem.* **1996**, *68*, 2223 (see p 2268).

³²See Aspari, P.; Ghoneim, N.; Haselbach, E.; von Raumer, M.; Suppan, P.; Vauthey, E. *J. Chem. Soc., Faraday Trans.* **1996**, *92*, 1689; Cohen, S.G.; Parola, A.; Parsons, Jr., G.H. *Chem. Rev.* **1973**, *73*, 141; Inbar, S.; Linschitz, H.; Cohen, S.G. *J. Am. Chem. Soc.* **1981**, *103*, 1048; Peters, K.S.; Lee, J. *J. Phys. Chem.* **1993**, *97*, 3761; von Raumer, M.; Suppan, P.; Haselbach, E. *Helv. Chim. Acta* **1997**, *80*, 719.

³³Guttenplan, J.B.; Cohen, S.G. *J. Org. Chem.* **1973**, *38*, 2001; Inbar, S.; Linschitz, H.; Cohen, S.G. *J. Am. Chem. Soc.* **1982**, *104*, 1679; Bobrowski, K.; Marciniak, B.; Hug, G.L. *J. Photochem. Photobiol. A: Chem.* **1994**, *81*, 159; Wakasa, M.; Hayashi, H. *J. Phys. Chem.* **1996**, *100*, 15640.

transfer from the sulfur atom to the triplet ketone, and this is supported by theoretical calculations.³⁴ Aromatic ketone triplets are quenched by phenols and the photochemical reaction between aromatic ketones and phenols is efficient only in the presence of an acid catalyst.³⁵ Indirect evidence has been provided for involvement of the hydrogen-bonded triplet exciplex and for the role of electron transfer in this reaction.³⁶

The Fate of the Excited Molecule: Chemical Processes

Although both excited singlet and triplet species can undergo chemical reactions, they are much more common for triplets, simply because these generally have much longer lifetimes. Excited singlet species, in most cases, have a lifetime of $<10^{-10}$ s and undergo one of the physical processes already discussed before they have a chance to react chemically. Therefore, photochemistry is largely the chemistry of triplet states.³⁷ Table 7.5³⁸ lists many of the possible chemical pathways that can be taken by an excited molecule.³⁹ The first four of these are unimolecular reactions; the others are bimolecular. In the case of bimolecular reactions, it is rare for two excited molecules to react with each other (because the concentration of excited molecules at any one time is generally low); reactions are between an excited molecule and an unexcited molecule of either the same or another species. The reactions listed in Table 7.5 are primary processes. Secondary reactions often follow, since the primary products are frequently radicals or carbenes; even if they are ordinary molecules, they are often in upper vibrational levels and so have excess energy. In almost all cases, the primary products of photochemical reactions are in their ground states, though exceptions are known.⁴⁰ Of the reactions listed in Table 7.5, the most common are cleavage into radicals (1), decomposition into molecules (2), and (in the presence of a suitable acceptor molecule) photosensitization (7), which we have already discussed. The following are some specific examples of reaction categories (1)–(6). Other examples are discussed in Part 2 of this book.⁴¹

³⁴Marciniak, B.; Bobrowski, K.; Hug, G.L. *J. Phys. Chem.* **1993**, *97*, 11937.

³⁵Becker, H.-D. *J. Org. Chem.* **1967**, *32*, 2115; *J. Org. Chem.* **1967**, *32*, 2124; *J. Org. Chem.* **1967**, *32*, 2140.

³⁶Lathioor, E.C.; Leigh, W.J.; St. Pierre, M.J. *J. Am. Chem. Soc.* **1999**, *121*, 11984.

³⁷For a review of the chemical reactions of triplet states, see Wagner, P.J.; Hammond, G.S. *Wagner, P.J.; Hammond, G.S. Adv. Photochem.* **1968**, *5*, 21. For other reviews of triplet states, see *Top. Curr. Chem.* **1975**, Vols. 54 and 55.

³⁸Adapted from Calvert, J.G.; Pitts, Jr., J.N. *Photochemistry*, Wiley, NY, **1966**, p. 367.

³⁹For a different kind of classification of photochemical reactions, see Dauben, W.G.; Salem, L.; Turro, N.J. *Acc. Chem. Res.* **1975**, *8*, 41. For reviews of photochemical reactions where the molecules are geometrically constrained, see Ramamurthy, V. *Tetrahedron* **1986**, *42*, 5753; Ramamurthy, V.; Eaton, D.F. *Acc. Chem. Res.* **1988**, *21*, 300; Turro, N.J.; Cox, G.S.; Paczkowski, M.A. *Top. Curr. Chem.* **1985**, *129*, 57.

⁴⁰Turro, N.J.; Lechtken, P.; Lyons, A.; Hautala, R.T.; Carnahan, E.; Katz, T.J. *J. Am. Chem. Soc.* **1973**, *95*, 2035.

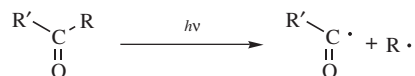
⁴¹For monographs on the use of photochemistry for synthesis, see Ninomiya, I.; Naito, T. *Photochemical Synthesis*, Academic Press, NY, **1989**; Coyle, J.D. *Photochemistry in Organic Synthesis*, Royal Society of Chemistry, London, **1986**; Schönberg, A. *Preparative Organic Photochemistry*, Springer, Berlin, **1968**.

TABLE 7.5. Primary photochemical reactions^a of an excited molecule A–B–C³⁸

Reaction	Reaction Type	Example Number
$(A-B-C) \longrightarrow A-B\cdot + C\cdot$	Simple cleavage into radicals ⁴²	(1)
$(A-B-C) \longrightarrow E + F$	Decomposition into molecules	(2)
$(A-B-C) \longrightarrow A-C-B$	Intramolecular rearrangement	(3)
$(A-B-C) \longrightarrow A-B-C'$	Photoisomerization	(4)
$(A-B-C) \xrightarrow{RH} A-B-C-H + R\cdot$	Hydrogen-atom abstraction	(5)
$(A-B-C) \longrightarrow (ABD)_2$	Photodimerization	(6)
$(A-B-C) \xrightarrow{A} ABC + A^*$	Photosensitization	(7)

^aExamples are given in the text; the most common are (1), (2), and, in the presence of a suitable acceptor molecule, (7).

*Category 1. Simple Cleavage into Radicals.*⁴³ Aldehydes and ketones absorb in the 230–330-nm region. This is assumed to result from an $n \rightarrow \pi^*$ singlet–singlet transition. The excited aldehyde or ketone can then cleave.⁴⁴



When applied to ketones, this is called *Norrish Type I cleavage* or often just *Type I cleavage*. In a secondary process, the acyl radical $R'-CO\cdot$ can then lose CO to give $R'\cdot$ radicals. Another example of a category 1 process is cleavage of Cl_2 to give two Cl atoms. Other bonds that are easily cleaved by photolysis are the O–O bonds of peroxy compounds and the C–N bonds of aliphatic azo

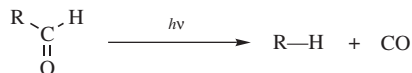
⁴²For a polymer-supported reagent used for the photochemical generation of radicals in solution see DeLuca, L.; Giacomelli, G.; Porcu, G.; Taddei, M. *Org. Lett.* **2001**, *3*, 855.

⁴³For reviews, see Jackson, W.M.; Okabe, H. *Adv. Photochem.* **1986**, *13*, 1; Kresin, V.Z.; Lester Jr., W.A. *Adv. Photochem.* **1986**, *13*, 95.

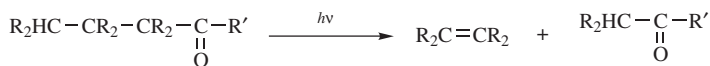
⁴⁴For full discussions of aldehyde and ketone photochemistry, see Formosinho, S.J.; Arnaut, L.G. *Adv. Photochem.* **1991**, *16*, 67; Newton, R.F., in Coyle, J.D. *Photochemistry in Organic Synthesis*, Royal Society of Chemistry, London, **1986**, pp. 39–60; Lee, E.K.C.; Lewis, R.S. *Adv. Photochem.* **1980**, *12*, 1; Calvert, J.G.; Pitts, Jr., J.N. *Photochemistry*, Wiley, NY, **1966**, pp. 368–427; Coyle, J.D.; Carless, H.A. *J. Chem. Soc. Rev.* **1972**, *1*, 465; Pitts, Jr., J.N.; Wan, J.K.S., in Patai, S. *The Chemistry of the Carbonyl Group*, Wiley, NY, **1966**, pp. 823–916; Dalton, J.C.; Turro, N.J. *Annu. Rev. Phys. Chem.* **1970**, *21*, 499; Bérces, T. in Bamford, C.H.; Tipper, C.F.H. *Comprehensive Chemical Kinetics*, Vol. 5; Elsevier, NY, **1972**, pp. 277–380; Turro, N.J.; Dalton, J.C.; Dawes, K.; Farrington, G.; Hautala, R.; Morton, D.; Niemczyk, M.; Shore, N. *Acc. Chem. Res.* **1972**, *5*, 92; Wagner, P.J. *Top. Curr. Chem.* **1976**, *66*, 1; Wagner, P.J.; Hammond, G.S. *Adv. Photochem.* **1968**, *5*, 21, 87–129. For reviews of the photochemistry of cyclic ketones, see Weiss, D.S. *Org. Photochem.* **1981**, *5*, 347; Chapman, O.L.; Weiss, D.S. *Org. Photochem.* **1973**, *3*, 197; Morton, B.M.; Turro, N.J. *Adv. Photochem.* **1974**, *9*, 197. For reviews of the photochemistry of α -diketones, see Rubin, M.B. *Top. Curr. Chem.* **1985**, *129*, 1; **1969**, *13*, 251; Monroe, B.M. *Adv. Photochem.* **1971**, *8*, 77. For a review of the photochemistry of protonated unsaturated carbonyl compounds, see Childs, R.F. *Rev. Chem. Intermed.* **1980**, *3*, 285. For reviews of the photochemistry of C=S compounds, see Coyle, J.D. *Tetrahedron* **1985**, *41*, 5393; Ramamurthy, V. *Org. Photochem.* **1985**, *7*, 231. For a review of the chemistry of C=N compounds, see Mariano, P.S. *Org. Photochem.* **1987**, *9*, 1.

compounds $R-N=N-R$.⁴⁵ The latter is an important source of radicals R^\bullet , since the other product is the very stable N_2 .

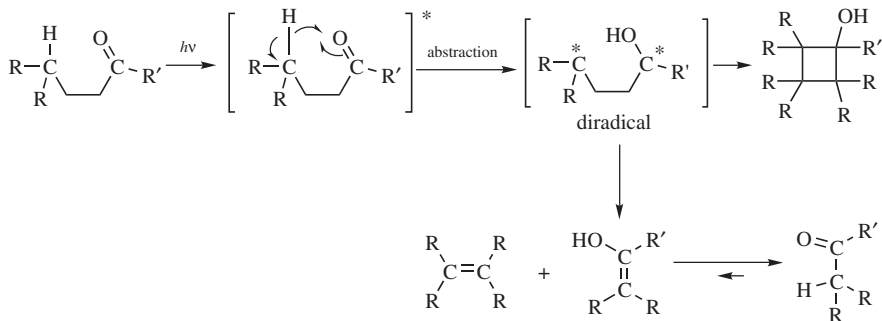
Category 2. Decomposition into Molecules. Aldehydes (though not generally ketones) can also cleave in this manner:



This is an extrusion reaction (see Chapter 17). In another example of a process in category 2, aldehydes and ketones with a γ hydrogen can cleave in still another way (a β elimination, see Chapter 17):



This reaction, called *Norrish Type II cleavage*,⁴⁶ involves intramolecular abstraction of the γ hydrogen followed by cleavage of the resulting diradical⁴⁷ (a secondary reaction) to give an enol that tautomerizes to the aldehyde or ketone product.⁴⁸



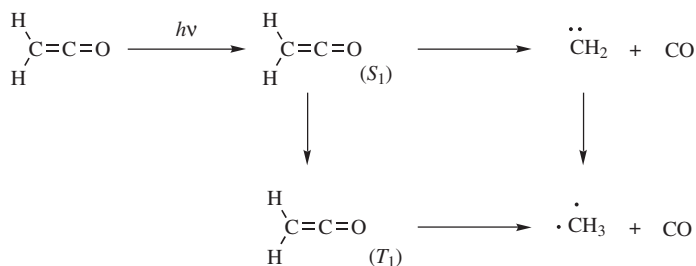
⁴⁵For reviews of the photochemistry of azo compounds, see Adam, W.; Oppenländer, T. *Angew. Chem. Int. Ed.* **1986**, 25, 661; Dürr, H.; Ruge, B. *Top. Curr. Chem.* **1976**, 66, 53; Drewer, R.J., in Patai, S. *The Chemistry of the Hydrazo, Azo, and Azoxy Groups*, pt. 2, Wiley, NY, **1975**, pp. 935–1015.

⁴⁶For thorough discussions of the mechanism, see Wagner, P.J., in de Mayo, P. *Rearrangements in Ground and Excited States*, Vol. 3, Academic Press, NY, **1980**, pp. 381–444; *Acc. Chem. Res.* **1971**, 4, 168; Dalton, J.C.; Turro, N.J. *Annu. Rev. Phys. Chem.* **1970**, 21, 499, 526–538. See Niu, Y.; Christophy, E.; Hossenlopp, J.M. *J. Am. Chem. Soc.* **1996**, 118, 4188 for a new view of Norrish Type II elimination.

⁴⁷For reviews of the diradicals produced in this reaction, see Wilson, R.M. *Org. Photochem.* **1985**, 7, 339, 349–373; Scaiano, J.C.; Lissi, E.A.; Encina, M.V. *Rev. Chem. Intermed.* **1978**, 2, 139. For a review of a similar process, where δ hydrogens are abstracted, see Wagner, P.J. *Acc. Chem. Res.* **1989**, 22, 83.

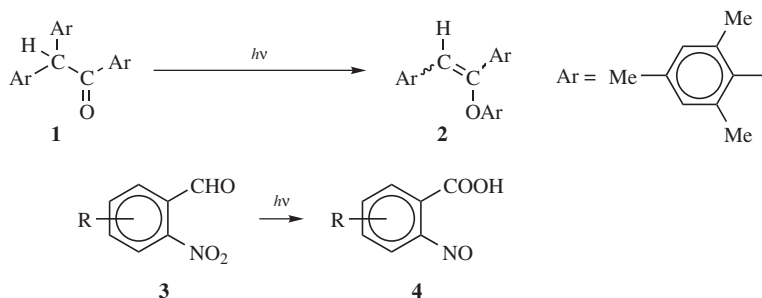
⁴⁸This mechanism was proposed by Yang, N.C.; Yang, D.H. *J. Am. Chem. Soc.* **1958**, 80, 2913. Among the evidence for this mechanism is the fact that the diradical intermediate has been trapped: Wagner, P.J.; Zepp, R.G. *J. Am. Chem. Soc.* **1972**, 94, 287; Wagner, P.J.; Kelso, P.A.; Zepp, R.G. *J. Am. Chem. Soc.* **1972**, 94, 7480; Adam, W.; Grabowski, S.; Wilson, R.M. *Chem. Ber.* **1989**, 122, 561. See also Caldwell, R.A.; Dhawan, S.N.; Moore, D.E. *J. Am. Chem. Soc.* **1985**, 107, 5163.

Both singlet and triplet n,π^* states undergo the reaction.⁴⁹ The intermediate diradical can also cyclize to a cyclobutanol, which is often a side product. Carboxylic esters, anhydrides, and other carbonyl compounds can also give this reaction.⁵⁰ The photolysis of ketene to CH_2 (p. 288) is still another example of a reaction in category 2. Both singlet and triplet CH_2 are generated, the latter in two ways:



Reactions are known where *both* Norrish Type I and Norrish Type II reactions compete, and the substituents on and nature of the substrate will determine which leads to the major product.⁵¹

Category 3. Intramolecular Rearrangement. Two examples are the rearrangement of the trimesityl compound (**1**) to the enol ether (**2**),⁵² and irradiation of *o*-nitrobenzaldehydes (**3**) to give *o*-nitrosobenzoic acids (**4**).⁵³



⁴⁹Wagner, P.J.; Hammond, G.S. *J. Am. Chem. Soc.* **1965**, *87*, 4009; Dougherty, T.J. *J. Am. Chem. Soc.* **1965**, *87*, 4011; Ausloos, P.; Rebert, R.E. *J. Am. Chem. Soc.* **1964**, *86*, 4512; Casey, C.P.; Boggs, R.A. *J. Am. Chem. Soc.* **1972**, *94*, 6457.

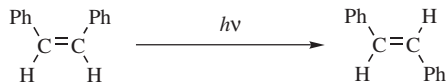
⁵⁰For a review of the photochemistry of carboxylic acids and acid derivatives, see Givens, R.S.; Levi, N., in Patai, S. *The Chemistry of Acid Derivatives*, pt. 1, Wiley, NY, **1979**, pp. 641–753.

⁵¹See Hwu, J.R.; Chen, B.-L.; Huang, L.W.; Yang, T.-H. *J. Chem. Soc. Chem. Commun.* **1995**, 299 for an example.

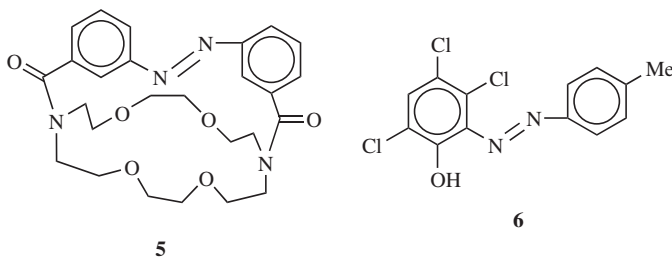
⁵²Hart, H.; Lin, L.W. *Tetrahedron Lett.* **1985**, *26*, 575; Wagner, P.J.; Zhou, B. *J. Am. Chem. Soc.* **1988**, *110*, 611.

⁵³For a review of this and closely related reactions, see Morrison, H.A., in Feuer, H. *The Chemistry of the Nitro and Nitroso Groups*, pt. 1; Wiley, NY, **1969**, pp. 165–213, 185–191. For a review of photochemical rearrangements of benzene derivatives, see Kaupp, G. *Angew. Chem. Int. Ed.* **1980**, *19*, 243. See also, Yip, R.W.; Sharma, D.K. *Res. Chem. Intermed.* **1989**, *11*, 109.

Category 4. Photoisomerization. The most common reaction in this category is photochemical *cis*–*trans* isomerization.⁵⁴ For example, *cis*-stilbene can be converted to the *trans* isomer,⁵⁵ and the photoisomerization of *O*-methyl oximes is known.⁵⁶



The isomerization takes place because the excited states, both S_1 and T_1 , of many alkenes have a perpendicular instead of a planar geometry (p. 334), so *cis*–*trans* isomerism disappears upon excitation. When the excited molecule drops back to the S_0 state, either isomer can be formed. A useful example is the photochemical conversion of *cis*-cyclooctene to the much less stable *trans* isomer.⁵⁷ Another interesting example of this isomerization involves azo crown ethers. The crown ether **5**, in which the N=N bond is anti, preferentially binds NH_4^+ , Li^+ , and Na^+ , but the *syn* isomer preferentially binds K^+ and Rb^+ (see p. 119). Thus, ions can be selectively put in or taken out of solution merely by turning a light source on or off.⁵⁸



In another example, the *trans* azo compound **6** is converted to its *cis* isomer when exposed to light. In this case⁵⁹ the *cis* isomer is a stronger acid than the

⁵⁴For reviews of *cis*–*trans* isomerizations, see Sonnet, P.E. *Tetrahedron* **1980**, *36*, 557; Schulte-Frohlinde, D.; Görner, H. *Pure Appl. Chem.* **1979**, *51*, 279; Saltiel, J.; Charlton, J.L., in de Mayo, P. *Rearrangements in Ground and Excited States*, Vol. 3, Academic Press, NY, **1980**, pp. 25–89; Saltiel, J.; Chang, D.W.L.; Megarity, E.D.; Rousseau, A.D.; Shannon, P.T.; Thomas, B.; Uriarte, A.K. *Pure Appl. Chem.* **1975**, *41*, 559; Saltiel, J.; D'Agostino, J.; Megarity, E.D.; Metts, L.; Neuberger, K.R.; Wrighton, M.; Zafiriou, O.C. *Org. Photochem.* **1979**, *3*, 1. For reviews of the photochemistry of alkenes, see Leigh, W.J.; Srinivasan, R. *Acc. Chem. Res.* **1987**, *20*, 107; Steinmetz, M.G. *Org. Photochem.* **1987**, *8*, 67; Adam, W.; Oppenländer, T. *Angew. Chem. Int. Ed.* **1986**, *25*, 661; Mattes, S.L.; Farid, S. *Org. Photochem.* **1984**, *6*, 233; Kropp, P.J. *Org. Photochem.* **1979**, *4*, 1; Morrison, H. *Org. Photochem.* **1979**, *4*, 143; Kaupp, G. *Angew. Chem. Int. Ed.* **1978**, *17*, 150. For a review of the photochemistry of allenes and cumulenes, see Johnson, R.P. *Org. Photochem.* **1985**, *7*, 75.

⁵⁵For a review of the photoisomerization of stilbenes, see Waldeck, D.H. *Chem. Rev.* **1991**, *91*, 415.

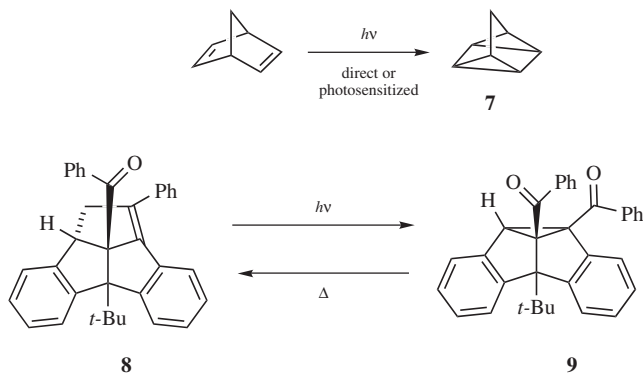
⁵⁶Kawamura, Y.; Takayama, R.; Nishiuchi, M.; Tsukayama, M. *Tetrahedron Lett.* **2000**, *41*, 8101.

⁵⁷Deyrup, J.A.; Betkouski, M. *J. Org. Chem.* **1972**, *37*, 3561.

⁵⁸Shinkai, S.; Nakaji, T.; Nishida, Y.; Ogawa, T.; Manabe, O. *J. Am. Chem. Soc.* **1980**, *102*, 5860. See also, Irie, M.; Kato, M. *J. Am. Chem. Soc.* **1985**, *107*, 1024; Akabori, S.; Kumagai, T.; Habata, Y.; Sato, S. *J. Chem. Soc. Perkin Trans. 1* **1989**, 1497; Shinkai, S.; Yoshioka, A.; Nakayama, H.; Manabe, O. *J. Chem. Soc. Perkin Trans. 2* **1990**, 1905. For a review, see Shinkai, S.; Manabe, O. *Top. Curr. Chem.* **1984**, *121*, 67.

⁵⁹Haberfield, P. *J. Am. Chem. Soc.* **1987**, *109*, 6177.

trans. The trans isomer is dissolved in a system containing a base, wherein a liquid membrane separates two sides, one of which is illuminated, the other kept dark. On the illuminated side, the light converts the trans isomer to the cis. The cis isomer, being a stronger acid, donates its proton to the base, converting *cis*-ArOH to *cis*-ArO⁻. This ion migrates to the dark side, where it rapidly reverts to the *trans* ion, which reacquires a proton. Because each cycle forms one H₃O⁺ ion in the illuminated compartment and one ⁻OH ion in the dark compartment, the process reverses the normal reaction whereby these ions neutralize each other.⁶⁰ Thus the energy of light is used to do chemical work.⁶¹ Another example of a category 4 reaction is the conversion of bicyclo[2.2.1]hept-2,5-diene to **7**.⁵⁴ The thermal isomerization of dibenzosemibullvalene **9** to the corresponding dibenzodihydropentalenofuran **8** in quantitative yield was known,⁶² but in another example of a category 4 reaction the photochemical isomerization of **8** to **9** has now been reported.⁶³



These examples illustrate that the use of photochemical reactions can make it very easy to obtain compounds that would be difficult to get in other ways. Reactions similar to these are discussed at **15-63**.

Category 5. Hydrogen-Atom Abstraction. When benzophenone is irradiated in isopropyl alcohol, the initially formed S_1 state crosses to the T_1 state, which abstracts hydrogen from the solvent to give the radical **10**. Radical **10** then

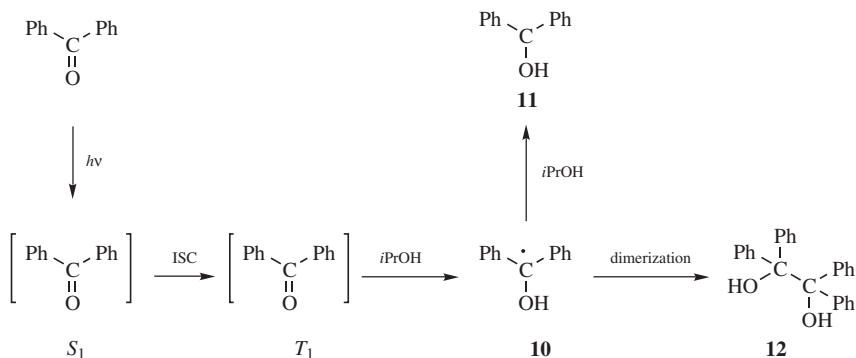
⁶⁰Haberfield, P. *J. Am. Chem. Soc.* **1987**, *109*, 6178.

⁶¹For a review of instances where macrocycles change in response to changes in light, pH, temperature, and so on, see Beer, P.D. *Chem. Soc. Rev.* **1989**, *18*, 409. For an example not involving a macrocycle, see Feringa, B.L.; Jager, W.F.; de Lange, B.; Meijer, E.W. *J. Am. Chem. Soc.* **1991**, *113*, 5468.

⁶²Sajimon, M.C.; Ramaiah, D.; Muneer, M.; Ajithkumar, E.S.; Rath, N.P.; George, M.V. *J. Org. Chem.* **1999**, *64*, 6347; Sajimon, M.C.; Ramaiah, D.; Muneer, M.; Rath, N.P.; George, M.V. *J. Photochem. Photobiol. A Chem.* **2000**, *136*, 209.

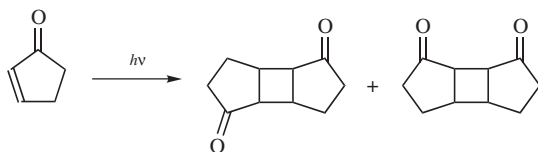
⁶³Sajimon, M.C.; Ramaiah, D.; Thomas, K.G.; George, M.V. *J. Org. Chem.* **2001**, *66*, 3182.

abstracts another hydrogen to give benzhydrol (**11**) or dimerizes to benzpinacol (**12**):



An example of intramolecular abstraction has already been given (p. \$\$\$).

Category 6. Photodimerization. An example is dimerization of cyclopentenone.⁶⁴



See reaction **15-63** for a discussion of this and similar reactions.

The Determination of Photochemical Mechanisms⁶⁵

The methods used for the determination of photochemical mechanisms are largely the same as those used for organic mechanisms in general (Chapter 6): product identification, isotopic tracing, the detection and trapping of intermediates, and kinetics. There are, however, a few new factors: (1) there are generally many products in a photochemical reaction, as many as 10 or 15; (2) in measuring kinetics, there are more variables, since we can study the effect on the rate of the intensity or the wavelength of light; (3) in the detection of intermediates by spectra we can use the technique of *flash photolysis*, which can detect extremely short-lived intermediates.

In addition to these methods, there are two additional techniques.

1. The use of emission (fluorescence and phosphorescence) as well as absorption spectroscopy. From these spectra the presence of as well as the energy and lifetime of singlet and triplet excited states can often be calculated.

⁶⁴Eaton, P.E. *J. Am. Chem. Soc.* **1962**, *84*, 2344, 2454, *Acc. Chem. Res.* **1968**, *1*, 50. For a review of the photochemistry of α,β -unsaturated ketones, see Schuster, D.I., in Patai, S.; Rappoport, Z. *The Chemistry of Enones*, pt. 2, Wiley, NY, **1989**, pp. 623–756.

⁶⁵For a review, see Calvert, J.G.; Pitts, Jr., J.N. *Photochemistry*, Wiley, NY, **1966**, pp. 580–670.

2. The study of quantum yields. The *quantum yield* is the fraction of absorbed light that goes to produce a particular result. There are several types. A *primary quantum yield* for a particular process is the fraction of molecules absorbing light that undergo that particular process. Thus, if 10% of all the molecules that are excited to the S_1 state cross over to the T_1 state, the primary quantum yield for that process is 0.10. However, primary quantum yields are often difficult to measure. A *product quantum yield* (usually designated Φ) for a product P that is formed from a photoreaction of an initially excited molecule A can be expressed as

$$\Phi = \frac{\text{number of molecules of P formed}}{\text{number of quanta absorbed by A}}$$

Product quantum yields are much easier to measure. The number of quanta absorbed can be determined by an instrument called an *actinometer*, which is actually a standard photochemical system whose quantum yield is known. An example of the information that can be learned from quantum yields is the following. If the quantum yield of a product is finite and invariant with changes in experimental conditions, it is likely that the product is formed in a primary rate-determining process. Another example: in some reactions, the product quantum yields are found to be well over 1 (perhaps as high as 1000). Such a finding indicates a chain reaction (see p. \$\$\$ for a discussion of chain reactions).

SONOCHEMISTRY

Sonochemistry (chemical events induced by exposure to ultrasound) occupies an important place in organic chemistry.⁶⁶ The chemical effects of high-intensity ultrasound were extensively studied in aqueous solutions for many years,⁶⁷ but is now applied to a variety of organic solvents. The origin of sonochemistry is acoustic cavitation: the creation, growth, and implosive collapse of gas vacuoles in solution by the sound field. Acoustic cavitation is the phenomenon by which intense ultrasonic waves induce the formation, oscillation, and implosion of gas

⁶⁶Mason, T.J., Ed. *Advances in Sonochemistry*; JAI Press, NY, **1990-1994**; Vols. 1-3; Price, G.J., Ed. *Current Trends in Sonochemistry*, Royal Society of Chemistry, Cambridge, UK, **1992**; Suslick, K.S. *Science* **1990**, *247*, 1439; Suslick, K.S. *Ultrasound: Its Chemical, Physical, and Biological Effects*, VCH, NY, **1988**; Knapp, R.T.; Daily, J.W.; Hammitt, F.G. *Cavitation*, McGraw-Hill, NY, **1970**; Young, F.R. *Cavitation*, McGraw-Hill, NY, **1989**; Brennen, C.E. *Cavitation and Bubble Dynamics*, Oxford University Press, Oxford, UK, **1995**; Anbar, M. *Science* **1968**, *161*, 1343.

⁶⁷Apfel, R.E., in Edmonds, P. *Methods in Experimental Physics*, Academic Press: New York, **1981**; Vol. 19; Margulis, M.A. *Russ. J. Phys. Chem.* **1976**, *50*, 1; Chendke, P.K.; Fogler, H.S. *Chem. Eng. J.* **1974**, *8*, 165; Makino, K.; Mossoba, M.M.; Riesz, P. *J. Am. Chem. Soc.* **1982**, *104*, 3537.

bubbles in liquids.⁶⁸ Liquids irradiated with high-power ultrasound undergo chemical decomposition and emit light.⁶⁹ These phenomena occur near the end of the collapse of bubbles expanded many times their equilibrium sizes. Chemistry (sonochemistry), light emission (sonoluminescence), and cavitation noise often accompany the process of acoustic cavitation.⁷⁰

The collapse of gas vacuoles generates transient hot spots with local temperatures and pressures of several thousand degree K and hundreds of atmosphere. A sonochemical hot spot forms where the gas- and liquid-phase reaction zones have effective temperatures of 5200 and 1900 K, respectively.⁷¹ The high temperatures and pressures that are achieved in the bubbles during the quasiadiabatic collapse⁷² lead to the generation of chemistry and to the emission of light, most probably coming from molecular excited states and molecular recombination results. Note that work has been done that shows the commonly held view that bubbles are filled with saturated gas is inconsistent with a realistic estimate of condensation rates.⁷³ The alternative view of extensive solvent vapor supersaturation in bubbles uniformly heated to a few thousand K, depending on the conditions, is in accord with sonochemical rates and products.⁷⁴

There is a correlation between sonochemical and sonoluminescence measurements, which is usually not observed. Sonoluminescence is the consequence that both the sonochemical production (under air) of oxidizing species and the emission of light reflect the variations of the primary sonochemical acts, which are themselves due to variations of the number of "active" bubbles.⁷⁵ Pulsed ultrasound in the high-frequency range (>1 MHz) is extensively used in medical diagnosis, and the effects of pulsed ultrasound in the 20-kHz range using an immersed titanium horn has been reported.⁷⁶

The chemical effects of ultrasound have been studied for >50 years,⁷⁷ and applied to colloid chemistry in the 1940s.⁷⁸ Modern interest in the chemical uses

⁶⁸Stottlemeyer, T.R.; Apfel, R.E. *J. Acoust. Soc. Am.* **1997**, *102*, 1413.

⁶⁹Suslick, K.S.; Crum, L.A., in *Sonochemistry and Sonoluminescence, Handbook of Acoustics*; Crocker, M.J., Ed., Wiley, NY, **1998**, Chapt. 23; Leighton, T.G. *The Acoustic Bubble*, Academic Press, London, **1994**, Chapter 4, Brennen, C.E. *Cavitation and Bubble Dynamics*, Oxford University Press, **1995**; Chaps. 1–4. (4) Hua, I.; Hoffmann, M.R. *Environ. Sci. Technol.* **1997**, *31*, 2237.

⁷⁰Suslick, K.S.; Didenko, Y.T.; Fang, M.M.; Hyeon, T.; Kolbeck, K.J.; McNamara, III, W.B.; Mdleleni, M.M.; Wong, M. *Philos. Trans. R. Soc. London A* **1999**, *357*, 335. For problems of sonochemistry and cavitation, see Margulis, M.A. *Ultrasonics Sonochemistry*, **1994**, *1*, S87.

⁷¹Suslick, K.S.; Hammerton, D.A.; Cline Jr., R.E. *J. Am. Chem. Soc.* **1986**, *108*, 5641.

⁷²Didenko, Y.T.; McNamara III, W.B.; Suslick, K.S. *J. Am. Chem. Soc.* **1999**, *121*, 5817.

⁷³Colussi, A. J.; Hoffmann, M.R. *J. Phys. Chem. A* **1999**, *103*, 11336.

⁷⁴Colussi, A.J.; Weavers, L.K.; Hoffmann, M.R. *J. Phys. Chem. A* **1998**, *102*, 6927; Hart, E.J.; Henglein, A. *J. Phys. Chem.* **1985**, *89*, 4342.

⁷⁵Segebarth, N.; Eulaerts, O.; Reisse, J.; Crum, L. A.; Matula, T. J. *J. Phys. Chem. B.* **2002**, *106*, 9181.

⁷⁶Dekerckheer, C.; Bartik, K.; Lecomte, J.-P.; Reisse, J. *J. Phys. Chem. A.* **1998**, *102*, 9177.

⁷⁷Elpiner, I. E. *Ultrasound: Physical, Chemical, and Biological Effects*, Consultants Bureau, NY, **1964**.

⁷⁸Sollner, K. *Chem. Rev.* **1944**, *34*, 371.

of ultrasound involve chemistry in both homogeneous⁷⁹ and heterogeneous⁸⁰ systems. Organic solvents, such as alkanes, support acoustic cavitation and the associated sonochemistry, and this leads to carbon–carbon bond cleavage and radical rearrangements, with the peak temperatures reached in such cavities controlled by the vapor pressure of the solvent.⁸¹

It is often difficult to compare the sonochemical results reported from different laboratories (the reproducibility problem in sonochemistry).⁸² The sonochemical power irradiated into the reaction system can be different for different instruments. Several methods are available to estimate the amount of ultrasonic power entered into a sonochemical reaction,⁸² the most common being calorimetry. This experiment involves measurement of the initial rate of a temperature rise produced when a system is irradiated by power ultrasound. It has been shown that calorimetric methods combined with the Weissler reaction can be used to standardize the ultrasonic power of individual ultrasonic devices.⁸³

Sonochemistry has been used to facilitate or assist many organic reactions,⁸⁴ as well as other applications.⁸⁵ The scope of reactions studied is beyond this work, but some representative examples will be listed. Ultrasound has been used to promote lithiation of organic compounds,⁸⁶ for the generation of carbenes,⁸⁷ and

⁷⁹Suslick, K.S.; Schubert, P.F.; Goodale, J.W. *J. Am. Chem. Soc.* **1981**, *103*, 7342; Lorimer, J.P.; Mason, T.J. *J. Chem. Soc., Chem. Commun.* **1980**, 1135; Margulis, M.A. *Khim. Zh.* **1981**, 57; Nishikawa, S.; Obi, U.; Mashima, M. *Bull. Chem. Soc. Jpn.* **1977**, *50*, 1716; Yu, T.J.; Sutherland, R.G.; Verrall, R.E. *Can. J. Chem.* **1980**, *58*, 1909; Sehgal, C.; Sutherland, R.G.; Verrall, R.E. *J. Phys. Chem.* **1980**, *84*, 2920; Sehgal, C.; Yu, T.J.; Sutherland, R.G.; Verrall, R.E. *J. Phys. Chem.* **1982**, *86*, 2982; Sehgal, C.M.; Wang, S.Y. *J. Am. Chem. Soc.* **1981**, *103*, 6606; Staas, W.H.; Spurlock, L.A. *J. Chem. Soc., Perkin Trans. 1* **1975**, 1675.

⁸⁰Han, B.-H.; Boudjouk, P. *J. Org. Chem.* **1982**, *47*, 5030; Boudjouk, P.; Han, B.-H. *Tetrahedron Lett.* **1981**, 22, 3813; Han, B.-H.; Boudjouk, P. *J. Org. Chem.* **1982**, *47*, 751; Boudjouk, P.; Han, B.-H.; Anderson, K.R. *J. Am. Chem. Soc.* **1982**, *104*, 4992; Boudjouk, P.; Han, B.-H. *J. Catal.* **1983**, *79*, 489; Fry, A.J.; Ginsburg, G.S. *J. Am. Chem. Soc.* **1979**, *101*, 3927; Kitazume, T.; Ishikawa, N. *Chem. Lett.* **1981**, 1679; Kristol, D.S.; Klotz, H.; Parker, R.C. *Tetrahedron Lett.* **1981**, 22, 907; Lintner, W.; Hanesian, D. *Ultrasonics* **1977**, *15*, 21; Luche, J.-L.; Damiano, J. *J. Am. Chem. Soc.* **1980**, *102*, 7926; Moon, S.; Duchin, L.; Cooney, J.V. *Tetrahedron Lett.* **1979**, 3917; Racher, S.; Klein, P. *J. Org. Chem.* **1981**, *46*, 3558; Regen, S.L.; Singh, A. *J. Org. Chem.* **1982**, *47*, 1587; Kegelaers, Y.; Eulaerts, O.; Reisse, J.; Segebarth, N. *Eur. J. Org. Chem.* **2001**, 3683.

⁸¹Suslick, K.S. Gawienowski, J.J.; Schubert, P.F.; Wang, H.H. *J. Phys. Chem.* **1983**, *87*, 2299.

⁸²Mason, T.J. *Practical Sonochemistry: User's Guide to Applications in Chemistry and Chemical Engineering*, Ellis Horwood, West Sussex, **1991**, pp. 43–46; Broeckaert, L.; Caulier, T.; Fabre, O.; Maerschalk, C.; Reisse, J.; Vandercammen, J.; Yang, D.H.; Lepoint, T.; Mullie, F. *Current Trends in Sonochemistry*, Price, G.J., Ed., Royal Society of Chemistry, Cambridge, **1992**, p. 8; Mason, T.J.; Lorimer, J.P.; Bates, D.M.; Zhao, Y. *Ultrasonics Sonochemistry* **1994**, *1*, S91; Mason, T.J.; Lorimer, J.P.; Bates, D.M. *Ultrasonics* **1992**, *30*, 40.

⁸³Kimura, T.; Sakamoto, T.; Leveque, J.-M.; Sohmiya, H.; Fujita, M.; Ikeda, S.; Ando, T. *Ultrasonics Sonochemistry* **1996**, *3*, S157.

⁸⁴*Synthetic Organic Sonochemistry*, Luche, J.-L. (Universite de Savoie, France), Plenum Press, NY, **1998**; Luche, J.-L. *Ultrasonics Sonochemistry* **1996**, *3*, S215; Bremner, D.H. *Ultrasonics Sonochemistry* **1994**, *1*, S119.

⁸⁵Thompson, L.H.; Doraiswamy, L.K. *Ind. Eng. Chem. Res.* **1999**, *38*, 1215; Adewuyi, Y.G. *Ind. Eng. Chem. Res.* **2001**, *40*, 4681.

⁸⁶Boudjouk, P.; Sooriyakumaran, R.; Han, B.H. *J. Org. Chem.* **1986**, *51*, 2818, and Ref. 1 therein.

⁸⁷Regen, S.L.; Singh, A. *J. Org. Chem.* **1982**, *47*, 1587.

reactions of metal carbonyls where sonochemical ligand dissociation has been observed, which often produces multiple CO substitution.⁸⁸ The influence of ultrasound on phase-transfer catalyzed thioether synthesis has been studied.⁸⁹

Sonochemistry has been applied to acceleration of the Reformatsky reaction,⁹⁰ Diels–Alder reactions,⁹¹ the arylation of active methylene compounds⁹² nucleophilic aromatic substitution of haloarenes,⁹³ and to hydrostannation and tin hydride reduction.⁹⁴ Other sonochemical applications involve the reaction of benzyl chloride and nitrobenzene,⁹⁵ a S_{RN}1 reaction in liquid ammonia at room temperature,⁹⁶ and Knoevenagel condensation of aromatic aldehydes.⁹⁷ Iodination of aliphatic hydrocarbons can be accelerated,⁹⁸ and oxyallyl cations have been prepared from α,α' -diiodoketones using sonochemistry.⁹⁹ Sonochemistry has been applied to the preparation of carbohydrate compounds.¹⁰⁰ When sonochemistry is an important feature of a chemical reaction, this fact will be noted in the reactions presented in Chapters 10–19.

MICROWAVE CHEMISTRY

In 1986, independent work by Gedye and co-workers¹⁰¹ as well as Giguere and Majetich¹⁰² reported the advantages of microwave irradiation for organic synthesis. Gedye described four different types of reactions were studied, including the hydrolysis of benzamide to benzoic acid under acidic conditions, and all reactions showed significant rate enhancements when compared to the same reactions done at reflux conditions.¹⁰³ Giguere and Majetich reported rate enhancements for microwave-promoted Diels–Alder, Claisen, and ene reactions. At this point,

⁸⁸Suslick, K.S.; Goodale, J.W.; Schubert, P.F.; Wang, H.H. *J. Am. Chem. Soc.* **1983**, *105*, 5781.

⁸⁹Wang, M.-L.; Rajendran, V. *J. Mol. Catalysis A: Chemical* **2005**, *244*, 237.

⁹⁰Han, B.H.; Boudjouk, P. *J. Org. Chem.*, **1982**, *47*, 5030.

⁹¹Nebois, P.; Bouaziz, Z.; Fillion, H.; Moeini, L.; Piquer, Ma.J.A.; Luche, J.-L.; Riera, A.; Moyano, A.; Pericàs, M.A. *Ultrasonics Sonochemistry* **1996**, *3*, 7.

⁹²Mečiarová, M.; Kiripolský, M.; Toma, Š. *Ultrasonics Sonochemistry* **2005**, *12*, 401.

⁹³Mečiarová, M.; Toma, S.; Magdolen, P. *Ultrasonics Sonochemistry* **2003**, *10*, 265.

⁹⁴Nakamura, E.; Machii, D.; Inubushi, T. *J. Am. Chem. Soc.* **1989**, *111*, 6849.

⁹⁵Vinatoru, M.; Stavrescu, R.; Milcoveanu, A.B.; Toma, M.; T.J. Mason, T.J. *Ultrasonics Sonochemistry* **2002**, *9*, 245.

⁹⁶Manzo, P.G.; Palacios, S.M.; Alonso, R.A. *Tetrahedron Lett.* **1994**, *35*, 677.

⁹⁷McNulty, J.; Steere, J.A.; Wolf, S. *Tetrahedron Lett.* **1998**, *39*, 8013.

⁹⁸Kimura, T.; Fujita, M.; Sohmiya, H. Ando, T. *Ultrasonics Sonochemistry* **2002**, *9*, 205.

⁹⁹Montaña, A.M.; Grima, P.M. *Tetrahedron Lett.* **2001**, *42*, 7809.

¹⁰⁰Kardos, N.; Luche, J.-L. *Carbohydrate Res.* **2001**, *332*, 115.

¹⁰¹Gedye R.; Smith, F.; Westaway, K.; Ali, H.; Baldisera, L. *Tetrahedron Lett.* **1986**, *27*, 279; Gedye, R. N.; Smith, F. E.; Westaway, K. C. *Can. J. Chem.* **1987**, *66*, 17.

¹⁰²Giguere, R.J.; Bray, T.; Duncan, S.M.; Majetich, G. *Tetrahedron Lett.* **1986**, *27*, 4945.

¹⁰³Taken from Horeis, G.; Pichler, S.; Stadler, A.; Gössler, W.; Kappe, C.O. *Microwave-Assisted Organic Synthesis - Back to the Roots*, Fifth International Electronic Conference on Synthetic Organic Chemistry (ECSOC-5), **2001** (<http://www.mdpi.org/ecsoc-5.htm>).

>2000 publications¹⁰⁴ have appeared describing chemical synthesis promoted by microwave irradiation, including many review articles¹⁰⁵ and books.¹⁰⁶

Microwaves are electromagnetic waves (see p. 329) and there are electric and magnetic field components. Charged particles start to migrate or rotate as the electric field is applied,¹⁰⁷ which leads to further polarization of polar particles. Because the concerted forces applied by the electric and magnetic components of microwaves are rapidly changing in direction (2.4×10^9 /s), warming occurs.¹⁰⁷ In general, the most common frequencies used for microwave dielectric heating¹⁰⁸ are 918 MHz and 2.45 GHz¹⁰⁹ (wavelengths of 33.3 and 12.2 cm, respectively), which are in the region between the IR and radiowave wavelengths in the electromagnetic spectrum. For chemical reactions done with microwave irradiation, rapid heating is usually observed, and if a solvent is used superheating of that solvent was always observed.¹⁰⁸ In the early days of microwave chemistry, reactions were often done in open vessels, but also in sealed Teflon or glass vessels using unmodified domestic household ovens.¹¹⁰ Dielectric heating is direct so if the reaction matrix has a sufficiently large dielectric loss tangent, and contains molecules possessing a dipole moment, a solvent is not required. The use of dry-reaction microwave chemistry is increasingly popular.¹¹¹

Microwave dielectric heating was initially categorized by thermal effects and nonthermal effects.¹¹² “Thermal effects are those which are caused by the different temperature regime which can be created due to microwave dielectric heating. Non-thermal effects are effects,¹¹³ which are caused by effects specifically inherent to

¹⁰⁴Kappe, C. O. *Angew. Chem. Int. Ed.* **2004**, *43*, 6250.

¹⁰⁵Majetich, G.; Karen, W. in Kingston, H.M.; Haswell, S.J. *Microwave-Enhanced Chemistry: Fundamentals, Sample Preparation, and Applications*. American Chemical Society, Washington, DC, **1997**, p 772; Giguere, R.J. *Org. Synth.: Theory Appl.* **1989**, *1*, 103; Mingos, D.M.P.; Baghurst, D.R. *Chem. Soc. Rev.* **1991**, *20*, 1; Abramovitch, R.A. *Org. Prep. Proced. Int.* **1991**, *23*, 683; Bose, A.K.; Manhas, M.S.; Banik, B.K.; Robb, E.W. *Res. Chem. Intermed.* **1994**, *20*, 1; Majetich, G.; Hicks, R. *Res. Chem. Intermed.* **1994**, *20*, 61; Strauss, C.R.; Trainor, R.W. *Aust. J. Chem.* **1995**, *48*, 1665; Caddick, S. *Tetrahedron* **1995**, *51*, 10403; Mingos, D.M.P. *Res. Chem. Intermed.* **1994**, *20*, 85; Berlan, J. *Rad. Phys. Chem.* **1995**, *45*, 581; Fini, A.; Breccia, A. *Pure Appl. Chem.* **1999**, *71*, 573.

¹⁰⁶Kingston, H. M.; Haswell, S.J. *Microwave-Enhanced Chemistry: Fundamentals, Sample Preparation, and Applications*, American Chemical Society, **1997**; Loupy, A. *Microwaves in Organic Synthesis*, Wiley-VCH, Weinheim, **2002**; Hayes, B.L. *Microwave Synthesis: Chemistry at the Speed of Light*, CEM Publishing, Matthews, NC, **2002**; Lidström, P., Tierney, J.P. *Microwave-Assisted Organic Synthesis*, Blackwell Scientific, **2005**; Kappe, C.O.; Stadler, A. *Microwaves in Organic and Medicinal Chemistry*, Wiley-VCH, Weinheim, **2005**.

¹⁰⁷Galema, S.A. *Chem. Soc. Rev.* **1997**, *26*, 233.

¹⁰⁸Gabriel, C.; Gabriel, S.; Grant, E. H.; Halstead, B. S. J.; Mingos, D. M. P. *Chem. Soc. Rev.* **1998**, *27*, 213.

¹⁰⁹This frequency is usually applied in domestic microwave ovens.

¹¹⁰Caddick, S. *Tetrahedron* **1995**, *51*, 10403.

¹¹¹Loupy, A.; Petit, A.; Hamelin, J.; Texier-Boulet, F.; Jacquault, P.; Mathé, D. *Synthesis* **1998**, 1213; Varma, R. S. *Green Chem.* **1999**, *43*; Kidawi, M. *Pure Appl. Chem.* **2001**, *73*, 147; Varma, R. S. *Pure Appl. Chem.* **2001**, *73*, 193.

¹¹²Langa, F.; de la Cruz, P.; de la Hoz, A.; Díaz-Ortiz, A.; Díez-Barra, E. *Contemp. Org. Synth.* **1997**, *4*, 373.

¹¹³See Kuhnert, N. *Angew. Chem. Int. Ed.* **2002**, *41*, 1863.

the microwaves and are not caused by different temperature regimes.”¹⁰⁷ Some claimed special effects¹¹⁴ in microwave chemistry, such as lowering of Gibbs energy of activation, but later study under careful temperature control indicated no special rate effects.¹¹⁵ When conventional microwave ovens were used, temperature control was difficult particularly when reactions are carried out in closed reaction vessels. The main contributing factor to any rate acceleration caused by microwave dielectric heating seems to be due to a thermal effect. The thermal effect may be due to a faster initial heating rate or to the occurrence of local regions with higher temperatures.¹⁰⁷

Conventional microwave ovens are used less often for microwave chemistry today. Microwave reactors for chemical synthesis are commercially available and widely used in academia and in industry. These instruments have built-in magnetic stirring, direct temperature control of the reaction mixture, shielded thermocouples or IR sensors, and the ability to control temperature and pressure by regulating microwave output power.

The applications of microwave chemistry to organic chemistry are too numerous to mention. A few representative examples will be given to illustrate the scope and utility. Microwave chemistry is widely used in synthesis.¹¹⁶ Examples include the Heck reaction (reaction 13-10),¹¹⁷ the Suzuki reaction (reaction 13-12),¹¹⁸ the Sonogashira reaction (reaction 13-13),¹¹⁹ Ullman type couplings (reaction

¹¹⁴Laurent, R.; Laporterie, A.; Dubac, J.; Berlan, J.; Lefeuvre, S.; Audhuy, M. *J. Org. Chem.* **1992**, *57*, 7099, and references cited therein.

¹¹⁵Raner, K.D.; Strauss, C.R.; Vyskoc, F.; Mokbel, L. *J. Org. Chem.* **1993**, *58*, 950, and references cited therein.

¹¹⁶Abramovitch, R. A. *Org. Prep. Proced. Int.* **1991**, *23*, 685; Caddick, S. *Tetrahedron* **1995**, *51*, 10403; Strauss, C. R.; Trainor, R. W. *Aust. J. Chem.* **1995**, *48*, 1665; Bose, A. K.; Banik, B. K.; Lavlinskaia, N.; Jayaraman, M.; Manhas, M. S. *Chemtech* **1997**, *27*, 18; Lidström, P.; Tierney, J.; Wathey, B.; Westman, J. *Tetrahedron* **2001**, *57*, 9225; Larhed, M.; Moberg, C.; Hallberg, A. *Acc. Chem. Res.* **2002**, *35*, 717; Nüchter, M.; Ondruschka, B.; Bonrath, W.; Gum, A. *Green Chem.* **2004**, *6*, 128; Hayes, B.L. *Aldrichim. Acta* **2004**, *37*, 66.

¹¹⁷Larhed, M.; Moberg, C.; Hallberg, A. *Acc. Chem. Res.* **2002**, *35*, 717; Olofsson, K.; Larhed, M. in Lidström, P.; Tierney, J.P. *Microwave-Assisted Organic Synthesis*, Blackwell, Oxford, **2004**, Chapt. 2.; Andappan, M.M.S.; Nilsson, P.; Larhed, M. *Mol. Diversity* **2003**, *7*, 97.

¹¹⁸Nuteberg, D.; Schaal, W.; Hamelink, E.; Vrang, L.; Larhed, M. *J. Comb. Chem.* **2003**, *5*, 456; Miller, S.P.; Morgan, J.B.; Nepveux, F.J.; Morken, J.P. *Org. Lett.* **2004**, *6*, 131; Kaval, N.; Bisztray, K.; Dehaen, W.; Kappe, C.O.; Van der Eycken, E. *Mol. Diversity* **2003**, *7*, 125; Gong, Y.; He, W. *Heterocycles* **2004**, *62*, 851; Organ, M.G.; Mayer, S.; Lepifre, F.; N'Zemba, B.; Khatri, J. *Mol. Diversity* **2003**, *7*, 211; Luo, G.; Chen, L.; Pointdexter, G.S. *Tetrahedron Lett.* **2002**, *43*, 5739; Wu, T.Y.H.; Schultz, P.G.; Ding, S. *Org. Lett.* **2003**, *5*, 3587; Han, J.W.; Castro, J.C.; Burgess, K. *Tetrahedron Lett.* **2003**, *44*, 9359; Leadbeater, N.E.; Marco, M. *J. Org. Chem.* **2003**, *68*, 888; Bai, L.; Wang, J.-X.; Zhang, Y. *Green Chem.* **2003**, *5*, 615; Leadbeater, N.E.; Marco, M. *J. Org. Chem.* **2003**, *68*, 5660.

¹¹⁹Kaval, N.; Bisztray, K.; Dehaen, W.; Kappe, C.O.; Van der Eycken, E. *Mol. Diversity* **2003**, *7*, 125; Gong, Y.; He, W. *Heterocycles* **2004**, *62*, 851; Miljani, O.Š.; Vollhardt, K.P.C.; Whitener, G.D. *Synlett* **2003**, *29*; Petricci, E.; Radi, M.; Corelli, F.; Botta, M. *Tetrahedron Lett.* **2003**, *44*, 9181; Leadbeater, N.E.; Marco, M.; Tominack, B.J. *Org. Lett.* **2003**, *5*, 3919; Appukkuttan, P.; Dehaen, W.; Van der Eycken, E. *Eur. J. Org. Chem.* **2003**, 4713.

13-3),¹²⁰ cycloaddition reactions (reactions **15-58–15-66**),¹²¹ dihydroxylation (reaction **15-48**),¹²² and the Mitsunobu reaction (reaction **10-23**).¹²³ There are a multitude of other reactions types from earlier literature that can be found in the cited review articles. When microwave chemistry is an important feature of a chemical reaction, this fact will be noted in the reactions presented in Chapters 10–19.

¹²⁰Wu, Y.-J.; He, H.; L'Heureux, A. *Tetrahedron Lett.* **2003**, *44*, 4217; Lange, J.H.M.; Hofmeyer, L.J.F.; Hout, F.A.S.; Osnabrug, S.J.M.; Verveer, P.C.; Kruse, C.G.; Feenstra, R.W. *Tetrahedron Lett.* **2002**, *43*, 1101.

¹²¹For example, see de la Hoz, A.; D'az-Ortiz, A.; Moreno, A.; Langa, F. *Eur. J. Org. Chem.* **2000**, 3659; Van der Eycken, E.; Appukkuttan, P.; De Borggraeve, W.; Dehaen, W.; Dallinger, D.; Kappe, C.O. *J. Org. Chem.* **2002**, *67*, 7904; Pinto, D.C.G.A.; Silva, A.M.S.; Almeida, L.M.P.M.; Carrillo, J.R.; D'az-Ortiz, A.; de la Hoz, A.; Cavaleiro, J.A.S. *Synlett* **2003**, 1415.

¹²²Dupau, P.; Epple, R.; Thomas, A.A.; Fokin, V.V.; Sharpless, K.B. *Adv. Synth. Catal.* **2002**, *344*, 421.

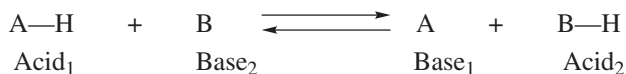
¹²³Lampariello, L.R.; Piras, D.; Rodriguez, M.; Taddei, M. *J. Org. Chem.* **2003**, *68*, 7893; Raheem, I.T.; Goodman, S.N.; Jacobsen, E.N. *J. Am. Chem. Soc.* **2004**, *126*, 706.

Acids and Bases

Two acid–base theories are used in organic chemistry today: the Brønsted theory and the Lewis theory.¹ These theories are quite compatible and are used for different purposes.²

BRØNSTED THEORY

According to this theory, an acid is defined as a *proton donor*³ and a base as a *proton acceptor* (a base must have a pair of electrons available to share with the proton; this is usually present as an unshared pair, but sometimes is in a π orbital). An acid–base reaction is simply the transfer of a proton from an acid to a base. (Protons do not exist free in solution but must be attached to an electron pair.) When the acid gives up a proton, the species remaining still retains the electron pair to which the proton was formerly attached. Thus the new species, in theory at least, can reacquire a proton and is therefore a base. It is referred to as the *conjugate base* of the acid. All acids have a conjugate base, and all bases have a *conjugate acid*. All acid–base reactions fit the equation



¹For monographs on acids and bases, see Stewart, R. *The Proton: Applications to Organic Chemistry*, Academic Press, NY, **1985**; Bell, R.P. *The Proton in Chemistry*, 2nd ed., Cornell University Press, Ithaca, NY, **1973**; Finston, H.L.; Rychtman, A.C. *A New View of Current Acid–Base Theories*, Wiley, NY, **1982**.

²For discussion of the historical development of acid–base theory, see Bell, R.P. *Q. Rev. Chem. Soc.* **1947**, *1*, 113; Bell, R.P. *The Proton in Chemistry*, 1st ed., Cornell University Press, Ithaca, NY, **1959**, pp. 7–17.

³According to IUPAC terminology (Bunnett, J.F.; Jones, R.A.Y. *Pure Appl. Chem.* **1988**, *60*, 1115), an acid is a *hydron* donor. IUPAC recommends that the term *proton* be restricted to the nucleus of the hydrogen isotope of mass 1, while the nucleus of the naturally occurring element (which contains ~0.015% deuterium) be called the *hydron* (the nucleus of mass 2 has always been known as the *deuteron*). This accords with the naturally occurring negative ion, which has long been called the *hydride* ion. In this book, however, we will continue to use *proton* for the naturally occurring form, because most of the literature uses this term.

No charges are shown in this equation, but an acid always has a charge one positive unit higher than that of its conjugate base.

Acid strength may be defined as the tendency to give up a proton and *base strength* as the tendency to accept a proton. Acid–base reactions occur because acids are not equally strong. If an acid, say HCl, is placed in contact with the conjugate base of a weaker acid, say acetate ion, the proton will be transferred because the HCl has a greater tendency to lose its proton than acetic acid. That is, the equilibrium



lies well to the right. On the other hand, treatment of acetic acid with chloride ion gives essentially no reaction, since the weaker acid already has the proton.

This is always the case for any two acids, and by measuring the positions of the equilibrium the relative strengths of acids and bases can be determined.⁴ Of course, if the two acids involved are close to each other in strength, a measurable reaction will occur from both sides, though the position of equilibrium will still be over to the side of the weaker acid (unless the acidities are equal within experimental limits). In this manner, it is possible to construct a table in which acids are listed in order of acid strength (Table 8.1).⁵ Next to each acid in Table 8.1 is shown its conjugate base. It is obvious that if the acids in such a table are listed in *decreasing* order of acid strength, the bases must be listed in *increasing* order of base strength, since the stronger the acid, the weaker must be its conjugate base. The pK_a values in Table 8.1 are most accurate in the middle of the table. They are much harder to measure⁶ for very strong and very weak acids, and these values must be regarded as approximate. Qualitatively, it can be determined that HClO_4 is a stronger acid than H_2SO_4 , since a mixture of HClO_4 and H_2SO_4 in 4-methyl-2-pentanone can be titrated to an HClO_4 end point without interference by H_2SO_4 .⁷ Similarly, HClO_4 can be shown to be stronger than HNO_3 or HCl. However, this is not quantitative, and the value of -10 in the table is not much more than an educated guess. The values for RNO_2H^+ , ArNO_2H^+ , HI, RCNH^+ and RSH_2^+ must also be regarded as highly speculative.⁸ A wide variety of pK_a values has been reported for the conjugate acids of even such simple bases

⁴Although equilibrium is reached in most acid–base reactions extremely rapidly (see p. \$\$\$), some are slow (especially those in which the proton is given up by a carbon) and in these cases time must be allowed for the system to come to equilibrium.

⁵Table 8.1 is a thermodynamic acidity scale and applies only to positions of equilibria. For the distinction between thermodynamic and kinetic acidity (see p. 367).

⁶For a review of methods of determining pK_a values, see Cookson, R.F. *Chem. Rev.* **1974**, *74*, 5.

⁷Kolthoff, I.M.; Bruckenstein, S., in Kolthoff, I.M.; Elving, P.J. *Treatise on Analytical Chemistry*, Vol. 1, pt. 1; Wiley, NY, **1959**, pp. 475–542, p. 479.

⁸For reviews of organic compounds protonated at O, N, or S, see Olah, G.A.; White, A.M.; O'Brien, D.H. *Chem. Rev.* **1970**, *70*, 561; Olah, G.A.; White, A.M.; O'Brien, D.H., in Olah, G.A.; Schleyer, P.V.R. *Carbonium Ions*, Vol. 4; Wiley, NY, **1973**, pp. 1697–1781.

as acetone⁹ (−0.24 to −7.2), diethyl ether (−0.30 to −6.2), ethanol (−0.33 to −4.8), methanol (−0.34 to −4.9), and 2-propanol (−0.35 to −5.2), depending on the method used to measure them.¹⁰ Very accurate values can be obtained only for acids weaker than hydronium ion and stronger than water.

A crystallographic scale of acidity has been developed, including the acidity of C–H compounds. Measuring the mean C–H•••O distances in crystal structures correlated well with conventional $pK_{a(\text{DMSO})}$ values, where dimethyl sulfoxide = DMSO.¹¹ An *ab initio* study was able to correlate ring strain in strained hydrocarbons with hydrogen-bond acidity.¹²

The bottom portion of Table 8.1 consists of very weak acids (pK_a above ~ 17).¹³ In most of these acids, the proton is lost from a carbon atom, and such acids are known as *carbon acids*. The pK_a values for such weak acids are often difficult to measure and are known only approximately. The methods used to determine the relative positions of these acids are discussed in Chapter 5.¹⁴ The acidity of carbon acids is proportional to the stability of the carbanions that are their conjugate bases (see p. 249).

The extremely strong acids at the top of the table are known as *super acids* (see p. 236).¹⁵ The actual species present in the $\text{FSO}_3\text{H}–\text{SbF}_5$ mixture are probably $\text{H}[\text{SbF}_5(\text{SO}_3\text{F})]$ and $\text{H}[\text{SbF}_2(\text{SO}_3\text{F})_4]$.¹⁶ The addition of SO_3 causes formation of the still stronger $\text{H}[\text{SbF}_4(\text{SO}_3\text{F})_2]$, $\text{H}[\text{SbF}_3(\text{SO}_3\text{F})_3]$, and $\text{H}[(\text{SbF}_5)_2(\text{SO}_3\text{F})]$.¹⁶

By the use of tables, such as Table 8.1, it is possible to determine whether a given acid will react with a given base. For tables in which acids are listed in order of decreasing strength, the rule is that *any acid will react with any base in the table that is below it but not with any above it*.¹⁷ It must be emphasized that the order of

⁹For discussions of pK_a determinations for the conjugate acids of ketones, see Bagno, A.; Lucchini, V.; Scorrano, G. *Bull. Soc. Chim. Fr.* **1987**, 563; Toulllec, J. *Tetrahedron Lett.* **1988**, 29, 5541.

¹⁰Rochester, C.H. *Acidity Functions*; Academic Press, NY, **1970**. For discussion of the basicity of such compounds, see Liler, M. *Reaction Mechanisms in Sulfuric Acid*, Academic Press, NY, **1971**, pp. 118–139.

¹¹Pedireddi, V.R.; Desiraju, G.R. *J. Chem. Soc. Chem. Commun.* **1992**, 988.

¹²Alkorta, I.; Campillo, N.; Rozas, I.; Elguero, J. *J. Org. Chem.* **1998**, 63, 7759.

¹³For a monograph on very weak acids, see Reutov, O.A.; Beletskaya, I.P.; Butin, K.P. *CH-Acids*, Pergamon, NY, **1978**. For other discussions, see Cram, D.J. *Fundamentals of Carbanion Chemistry*, Academic Press, NY, **1965**, pp. 1–45; Streitwieser, Jr., A.; Hammons, J.H. *Prog. Phys. Org. Chem.* **1965**, 3, 41. For a study of substituent effects of weak acids see Wiberg, K.B. *J. Org. Chem.* **2002**, 67, 1613.

¹⁴For reviews of methods used to measure the acidity of carbon acids, see Jones, J.R. *Q. Rev. Chem. Soc.* **1971**, 25, 365; Fischer, H.; Rewicki, D. *Prog. Org. Chem.* **1968**, 7, 116; Reutov, O.A.; Beletskaya, I.P.; Butin, K.P. *CH-Acids*, Chapt. 1, Pergamon, NY, **1978** [an earlier version of this chapter appeared in *Russ. Chem. Rev.* **1974**, 43, 17]; Ref. 6. For reviews on acidities of carbon acids, see Gau, G.; Assadourian, L.; Veracini, S. *Prog. Phys. Org. Chem.* **1987**, 16, 237; in Buncl, E.; Durst, T. *Comprehensive Carbanion Chemistry*, pt. A, Elsevier, NY, **1980**, the reviews by Pellerite, M.J.; Brauman, J.I. pp. 55–96 (gas-phase acidities); and Streitwieser, Jr., A.; Juaristi, E.; Nebenzahl, L. pp. 323–381.

¹⁵For a monograph, see Olah, G.A.; Prakash, G.K.S.; Sommer, J. *Superacids*; Wiley, NY, **1985**. For a review, see Gillespie, R.J.; Peel, T.E. *Adv. Phys. Org. Chem.* **1971**, 9, 1. For a review of solid super acids, see Arata, K. *Adv. Catal.* **1990**, 37, 165. For a review of methods of measuring superacidity, see Jost, R.; Sommer, J. *Rev. Chem. Intermed.* **1988**, 9, 171.

¹⁶Gillespie, R.J. *Acc. Chem. Res.* **1968**, 1, 202.

¹⁷These reactions are equilibria. What the rule actually says is that the position of equilibrium will be such that the weaker acid predominates. However, this needs to be taken into account only when the acid and base are close to each other in the table (within ~ 2 pK units).

TABLE 8.1. The K_a Values for Many Types of Acids. The values in boldface are exact values; the others are approximate, especially above 18 and below -2 .¹⁸

Acid	Base	Approximate pK_a (relative to water)	References
Super Acids			
HF—SbF ₅	SbF ₆ ⁻		19
FSO ₃ H—SbF ₅ —SO ₃			16
FSO ₃ H—SbF ₅			16,19
FSO ₃ H	FSO ₃ ⁻		16
RNO ₂ H ⁺	RNO ₂	-12	20
ArNO ₂ H ⁺	ArNO ₂	-11	20
HClO ₄	ClO ₄ ⁻	-10	21
HI	I ⁻	-10	21
RCNH ⁺	RCN	-10	22
R—C—H + OH	R—C—H O	-10	23
H ₂ SO ₄	HSO ₄ ⁻		
HBr	Br ⁻	-9	21

(continued)

¹⁸In this table we do not give pK_a values for individual compounds (with a few exceptions), only average values for functional groups. Extensive tables of pK values for many carboxylic and other acids and amines are given in Brown, H.C.; McDaniel, D.H.; Häflinger, O., in Braude, E.A.; Nachod, F.C. *Determination of Organic Structures by Physical Methods*, Vol. 1, Academic Press, NY, **1955**. Values for >5500 organic acids are given, in Serjeant, E.P.; Dempsey, B. *Ionisation Constants of Organic Acids in Aqueous Solution*, Pergamon, Elmsford NY, **1979**; Kortüm, G.; Vogel, W.; Andrussow, K. *Dissociation Constants of Organic Acids in Aqueous Solution*, Butterworth, London, **1961**. The index in the 1979 volume covers both volumes. Kortüm, G.; Vogel, W.; Andrussow, K. *Pure Appl. Chem.* **1960**, *1*, 190 give values for 631 carboxylic acids and 110 phenols. Arnett, E.M. *Prog. Phys. Org. Chem.* **1963**, *1*, 223 gives hundreds of values for very strong acids (very weak bases). Perrin, D.D. *Dissociation Constants of Organic Bases in Aqueous Solution*, Butterworth, London, **1965**, and Supplement, 1972 list pK values for >7000 amines and other bases. Collumeau, A. *Bull. Soc. Chim. Fr.* **1968**, 5087 gives pK values for ~800 acids and bases. Bordwell, F.G. *Acc. Chem. Res.* **1988**, *21*, 456 gives values for >300 acids in dimethyl sulfoxide. For inorganic acids and bases, see Perrin, D.D. *Ionisation Constants of Inorganic Acids and Bases in Aqueous Solution*, 2nd ed., Pergamon, Elmsford NY, **1982**; *Pure Appl. Chem.* **1969**, *20*, 133.

¹⁹Brouwer, D.M.; van Doorn, J.A. *Recl. Trav. Chim. Pays-Bas* **1972**, *91*, 895; Gold, V.; Laali, K.; Morris, K.P.; Zdunek, L.Z. *J. Chem. Soc. Chem. Commun.* **1981**, 769; Sommer, J.; Canivet, P.; Schwartz, S.; Rimmelin, P. *Nouv. J. Chim.* **1981**, *5*, 45.

²⁰Arnett, E.M. *Prog. Phys. Org. Chem.* **1963**, *1*, 223, 324–325.

²¹Bell, R.P. *The Proton in Chemistry*, 2nd ed., Cornell University Press, Ithaca, NY, **1973**.

²²Deno, N.C.; Gaugler, R.W.; Wisotsky, M.J. *J. Org. Chem.* **1966**, *31*, 1967.

²³Levy, G.C.; Cargioli, J.D.; Racela, W. *J. Am. Chem. Soc.* **1970**, *92*, 6238. See, however, Brouwer, D.M.; van Doorn, J.A. *Recl. Trav. Chim. Pays-Bas* **1971**, *90*, 1010.

TABLE 8.1. (Continued)

Acid	Base	Approximate pK_a (relative to water)	References
$\text{Ar}-\overset{\text{O}}{\parallel}{\text{C}}-\text{OR}^{24}$ + OH	$\text{Ar}-\overset{\text{O}}{\parallel}{\text{C}}-\text{OR}$	-7.4	20
HCl	Cl^-	-7	21
RSH_2^+	RSH	-7	20
$\text{Ar}-\overset{\text{O}}{\parallel}{\text{C}}-\text{OH}^{24}$ + OH	$\text{Ar}-\overset{\text{O}}{\parallel}{\text{C}}-\text{OH}$	-7	25
$\text{Ar}-\overset{\text{O}}{\parallel}{\text{C}}-\text{H}$ + OH	$\text{Ar}-\overset{\text{O}}{\parallel}{\text{C}}-\text{H}$	-7	26
$\text{R}-\overset{\text{O}}{\parallel}{\text{C}}-\text{R}$ + OH	$\text{R}-\overset{\text{O}}{\parallel}{\text{C}}-\text{R}$	-7	9,22,27
ArSO_3H	ArSO_3^-	-6.5	28
$\text{R}-\overset{\text{O}}{\parallel}{\text{C}}-\text{OR}^{24}$ + OH	$\text{R}-\overset{\text{O}}{\parallel}{\text{C}}-\text{OR}$	-6.5	20
ArOH_2^+	ArOH	-6.4	29
$\text{R}-\overset{\text{O}}{\parallel}{\text{C}}-\text{OH}^{24}$ + OH	$\text{R}-\overset{\text{O}}{\parallel}{\text{C}}-\text{OH}$	-6	20
$\text{Ar}-\overset{\text{O}}{\parallel}{\text{C}}-\text{R}$ + OH	$\text{Ar}-\overset{\text{O}}{\parallel}{\text{C}}-\text{R}$	-6	26,30
$\text{Ar}-\overset{+}{\text{O}}-\text{R}$ \parallel H	$\text{Ar}-\text{O}-\text{R}$	-6	29,31
$\text{CH}(\text{CN})_3$	$^-\text{C}(\text{CN})_3$	-5	32

²⁴Carboxylic acids, esters, and amides are shown in this table to be protonated on the carbonyl oxygen. There has been some controversy on this point, but the weight of evidence is in that direction. See, for example, Katritzky, A.R.; Jones, R.A.Y. *Chem. Ind. (London)* **1961**, 722; Ottenheim, J.H.; van Raayen, W.; Smid, J.; Groenewege, M.P.; Veerkamp, T.A. *Recl. Trav. Chim. Pays-Bas* **1961**, *80*, 1211; Stewart, R.; Muenster, L.J. *Can. J. Chem.* **1961**, *39*, 401; Smith, C.R.; Yates, K. *Can. J. Chem.* **1972**, *50*, 771; Benedetti, E.; Di Blasio, B.; Baine, P. *J. Chem. Soc. Perkin Trans. 2* **1980**, 500; Ref. 8; Homer, R.B.; Johnson, C.D., in Zabicky, J. *The Chemistry of Amides*; Wiley, NY, **1970**, pp. 188–197. It has been shown that some amides protonate at nitrogen: see Perrin, C.L. *Acc. Chem. Res.* **1989**, *22*, 268. For a review of alternative proton sites, see Liler, M. *Adv. Phys. Org. Chem.* **1975**, *11*, 267.

²⁵Stewart, R.; Granger, M.R. *Can. J. Chem.* **1961**, *39*, 2508.

²⁶Yates, K.; Stewart, R. *Can. J. Chem.* **1959**, *37*, 664; Stewart, R.; Yates, K. *J. Am. Chem. Soc.* **1958**, *80*, 6355.

²⁷Lee, D.G. *Can. J. Chem.* **1970**, *48*, 1919.

²⁸Cerfontain, H.; Koeberg-Telder, A.; Kruk, C. *Tetrahedron Lett.* **1975**, 3639.

²⁹Arnett, E.M.; Wu, C.Y. *J. Am. Chem. Soc.* **1960**, *82*, 5660; Koeberg-Telder, A.; Lambrechts, H.J.A.; Cerfontain, H. *Recl. Trav. Chim. Pays-Bas* **1983**, *102*, 293.

³⁰Fischer, A.; Grigor, B.A.; Packer, J.; Vaughan, J. *J. Am. Chem. Soc.* **1961**, *83*, 4208.

³¹Arnett, E.M.; Wu, C.Y. *J. Am. Chem. Soc.* **1960**, *82*, 4999.

³²Boyd, R.H. *J. Phys. Chem.* **1963**, *67*, 737.



TABLE 8.1. (Continued)

Acid	Base	Approximate pK_a (relative to water)	References
Ar_3NH^+	Ar_3N	-5	33
$\begin{array}{c} \text{H}-\text{C}-\text{H} \\ \\ \text{+OH} \end{array}$	$\begin{array}{c} \text{H}-\text{C}-\text{H} \\ \\ \text{O} \end{array}$	-4	34
$\begin{array}{c} \text{R}-\overset{+}{\text{O}}-\text{R} \\ \\ \text{H} \end{array}$	$\text{R}-\text{O}-\text{R}$	-3.5	22,31,35
R_3COH_2^+	R_3COH	-2	35
$\text{R}_2\text{CHOH}_2^+$	R_2CHOH	-2	35,36
$\text{RCH}_2\text{OH}_2^+$	RCH_2OH	-2	22,35,36
H_3O^+	H_2O	-1.74	37
$\begin{array}{c} \text{Ar}-\text{C}-\text{NH}_2^{24} \\ \\ \text{+OH} \end{array}$	$\begin{array}{c} \text{Ar}-\text{C}-\text{NH}_2 \\ \\ \text{O} \end{array}$	-1.5	38
HNO_3	NO_3^-	-1.4	21
$\begin{array}{c} \text{R}-\text{C}-\text{NH}_2^{24} \\ \\ \text{+OH} \end{array}$	$\begin{array}{c} \text{R}-\text{C}-\text{NH}_2 \\ \\ \text{O} \end{array}$	-0.5	38
Ar_2NH_2^+	Ar_2NH	1	33
HSO_4^-	SO_4^{2-}	1.99	39
HF	F^-	3.17	39
HONO	NO_2^-	3.29	39
ArNH_3^+	ArNH_2	3-5	40
ArNR_2H^+	ArNR_2	3-5	40
RCOOH	RCOO^-	4-5	40
HCOCH_2CHO	$\text{HCOC}-\text{HCHO}$	5	41
$\text{H}_2\text{CO}_3^{42}$	HCO_3^-	6.35	39
H_2S	HS^-	7.00	39
ArSH	ArS^-	6-8	43

(continued)

³³Arnett, E.M.; Quirk, R.P.; Burke, J.J. *J. Am. Chem. Soc.* **1970**, *92*, 1260.³⁴McTigue, P.T.; Sime, J.M. *Aust. J. Chem.* **1963**, *16*, 592.³⁵Deno, N.C.; Turner, J.O. *J. Org. Chem.* **1966**, *31*, 1969.³⁶Lee, D.G.; Demchuk, K.J. *Can. J. Chem.* **1987**, *65*, 1769; Chandler, W.D.; Lee, D.G. *Can. J. Chem.* **1990**, *68*, 1757.³⁷For a discussion, see Campbell, M.L.; Waite, B.A. *J. Chem. Educ.* **1990**, *67*, 386.³⁸Cox, R.A.; Druet, L.M.; Klausner, A.E.; Modro, T.A.; Wan, P.; Yates, K. *Can. J. Chem.* **1981**, *59*, 1568; Grant, H.M.; McTigue, P.; Ward, D.G. *Aust. J. Chem.* **1983**, *36*, 2211.³⁹Bruckenstein, S.; Kolthoff, I.M., in Kolthoff, I.M.; Elving, P.J. *Treatise on Analytical Chemistry*, Vol. 1, pt. 1; Wiley, NY, **1959**, pp. 432-433.⁴⁰Brown, H.C.; McDaniel, D.H.; Häflinger, O., in Braude, E.A.; Nachod, F.C. *Determination of Organic Structures by Physical Methods*, Vol. 1; Academic Press, NY, **1955**, pp. 567-662.⁴¹Pearson, R.G.; Dillon, R.L. *J. Am. Chem. Soc.* **1953**, *75*, 2439.⁴²This value includes the CO_2 usually present. The value for H_2CO_3 alone is 3.9, in Bell, R.P. *The Proton in Chemistry*, 2nd ed., Cornell University Press, Ithaca, NY, **1973**.⁴³Crampton, M.R., in Patai, S. *The Chemistry of the Thiol Group*, pt. 1, Wiley, NY, **1974**, pp. 396-410.

TABLE 8.1. (Continued)

Acid	Base	Approximate pK_a (relative to water)	References
$\text{CH}_3\text{COCH}_2\text{COCH}_3^{44}$	$\text{CH}_3\text{COC}-\text{HCOCH}_3$	9	41
HCN	CN^-	9.2	45
NH_4^+	NH_3	9.24	39
ArOH	ArO^-	8–11	46
RCH_2NO_2	$\text{RC}-\text{HNO}_2$	10	47
R_3NH^+	R_3N	10–11	40
RNH_3^+	RNH_2	10–11	40
HCO_3^-	CO_3^{2-}	10.33	39
RSH	RS^-	10–11	43
R_2NH_2^+	R_2NH	11	40
$\text{N}\equiv\text{CCH}_2\text{C}\equiv\text{N}$	$\text{N}\equiv\text{CC}-\text{HC}\equiv\text{N}$	11	41,48
$\text{CH}_3\text{COCH}_2\text{COOR}$	$\text{CH}_3\text{COC}-\text{HCOOR}$	11	41
$\text{CH}_3\text{SO}_2\text{CH}_2\text{SO}_2\text{CH}_3$	$\text{CH}_3\text{SO}_2\text{C}-\text{HSO}_2\text{CH}_3$	12.5	49
$\text{EtOOCCH}_2\text{COEt}$	$\text{EtOOC}-\text{HCOEt}$	13	41
CH_3OH	CH_3O^-	15.2	50,51
H_2O	OH^-	15.74	52
		16	53
RCH_2OH	RCH_2O^-	16	50
RCH_2CHO	$\text{RC}-\text{HCHO}$	16	54
R_2CHOH	R_2CHO^-	16.5	50
R_3COH	R_3CO^-	17	50
RCONH_2	RCONH^-	17	55
RCOCH_2R	$\text{RCOC}-\text{HR}$	19–20 ⁵⁶	57

⁴⁴See Bunting, J.W.; Kanter, J.P. *J. Am. Chem. Soc.* **1993**, *115*, 11705 for pK_a values of several β -ketone esters and amides.

⁴⁵Perrin, D.D. *Ionisation Constants of Inorganic Acids and Bases in Aqueous Solution*, 2nd ed., Pergamon, Elmsford, NY, **1982**.

⁴⁶Rochester, C.H., in Patai, S. *The Chemistry of the Hydroxyl Group*, pt. 1, Wiley, NY, **1971**, p. 374.

⁴⁷Cram, D.J. *Chem. Eng. News* **1963**, *41* (No. 33, Aug. 19), 94.

⁴⁸Bowden, K.; Stewart, R. *Tetrahedron* **1965**, *21*, 261.

⁴⁹Hine, J.; Philips, J.C.; Maxwell, J.I. *J. Org. Chem.* **1970**, *35*, 3943. See also, Ang, K.P.; Lee, T.W.S. *Aust. J. Chem.* **1977**, *30*, 521.

⁵⁰Reeve, W.; Erikson, C.M.; Aluotto, P.F. *Can. J. Chem.* **1979**, *57*, 2747.

⁵¹See also Mackay, G.I.; Bohme, D.K. *J. Am. Chem. Soc.* **1978**, *100*, 327; Olmstead, W.N.; Margolin, Z.; Bordwell, F.G. *J. Org. Chem.* **1980**, *45*, 3295.

⁵²Harned, H.S.; Robinson, R.A. *Trans. Faraday Soc.* **1940**, *36*, 973.

⁵³Streitwieser Jr., A.; Nebenzahl, L. *J. Am. Chem. Soc.* **1976**, *98*, 2188.

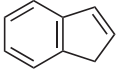
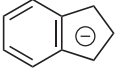




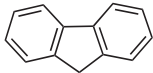
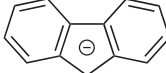
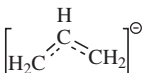
⁵⁴Guthrie, J.P.; Cossar, J. *Can. J. Chem.* **1986**, *64*, 2470.

⁵⁵Homer, R.B.; Johnson, C.D., in Zabicky, J. *The Chemistry of Amides*, Wiley, NY, **1970**, pp. 238–240.

⁵⁶The pK_a of acetone in DMSO is reported to be 26.5. See Bordwell, F.G.; Zhang, X.-M. *Accets. Chem. Res.* **1997**, *26*, 510.

⁵⁷Tapuhi, E.; Jencks, W.P. *J. Am. Chem. Soc.* **1982**, *104*, 5758; Guthrie, J.P.; Cossar, J.; Klym, A. *J. Am. Chem. Soc.* **1984**, *106*, 1351; Chiang, Y.; Kresge, A.J.; Tang, Y.S.; Wirz, J. *J. Am. Chem. Soc.* **1984**, *106*, 460.

TABLE 8.1. (Continued)

Acid	Base	Approximate pK_a (relative to water)	References
		20	58,59
Ph-  -CH ₂ -S(=O)(Ph) ₂	Ph-  -CH ₂ [⊖] -S(=O)(Ph) ₂	20.08 ^a	60
Ph-  -CH ₂ -S(=O)(Ph) ₂	Ph-  -CH [⊖] -S(=O)(Ph) ₂	18.91 ^a	60
		23	58,59
ROOCCH ₂ R	ROOCC-HR	24.5	41
RCH ₂ C≡N	RC-HC≡N	25	41,61
HC≡CH	HC≡CC ⁻	25	62
Ph ₂ NH	Ph ₂ N ⁻	24.95 ^b	56
EtOCOCH ₃	EtOCOCH ₂ ⁻	25.6	63
PhNH ₂	PhNH ⁻	30.6 ^b	56
Ar ₃ CH	Ar ₃ C ⁻	31.5	58,64
Ar ₂ CH ₂	Ar ₂ CH ⁻	33.5	58,64
H ₂	H ⁻	35	65
NH ₃	NH ₂ ⁻	38	66
PhCH ₃	PhCH ₂ ⁻	40	67
CH ₂ =CHCH ₃		43	68
PhH	Ph ⁻	43	69

⁵⁸Streitwieser, Jr., A.; Ciuffarin, E.; Hammons, J.H. *J. Am. Chem. Soc.* **1967**, 89, 63.⁵⁹Streitwieser, Jr., A.; Hollyhead, W.B.; Pudjaatmaka, H.; Owens, P.H.; Kruger, T.L.; Rubenstein, P.A.; MacQuarrie, R.A.; Brokaw, M.L.; Chu, W.K.C.; Niemeyer, H.M. *J. Am. Chem. Soc.* **1971**, 93, 5088.⁶⁰Streitwieser, A.; Wang, G.P.; Bors, D.A. *Tetrahedron* **1997**, 53, 10103.⁶¹For a review of the acidity of cyano compounds, see Hibbert, F., in Patai, S.; Rappoport, Z. *The Chemistry of Triple-bonded Functional Groups*, pt. 1; Wiley, NY, **1983**, pp. 699-736.⁶²Cram, D.J. *Fundamentals of Carbanion Chemistry*, Academic Press, NY, **1965**, p. 19. See also, Dessy, R.E.; Kitching, W.; Psarras, T.; Salinger, R.; Chen, A.; Chivers, T. *J. Am. Chem. Soc.* **1966**, 88, 460.⁶³Amyes, T.L.; Richard J.P. *J. Am. Chem. Soc.* **1996**, 118, 3129.⁶⁴Streitwieser, Jr., A.; Hollyhead W.B.; Sonnichsen, G.; Pudjaatmaka, H.; Chang, C.J.; Kruger, T.L. *J. Am. Chem. Soc.* **1971**, 93, 5096.⁶⁵Buncel, E.; Menon, B. *J. Am. Chem. Soc.* **1977**, 99, 4457.⁶⁶Buncel, E.; Menon, B. *J. Organomet. Chem.* **1977**, 141, 1.⁶⁷Streitwieser, Jr., A.; Ni, J.X. *Tetrahedron Lett.* **1985**, 26, 6317; Albrecht, H.; Schneider, G. *Tetrahedron* **1986**, 42, 4729.⁶⁸Boerth, D.W.; Streitwieser, Jr., A. *J. Am. Chem. Soc.* **1981**, 103, 6443.⁶⁹Streitwieser, Jr., A.; Scannon, P.J.; Niemeyer, H.M. *J. Am. Chem. Soc.* **1972**, 94, 7936.

TABLE 8.1. (Continued)

Acid	Base	Approximate pK_a (relative to water)	References
$\text{CH}_2=\text{CH}_2$	$\text{CH}_2=\text{CH}^-$	44	70
<i>cyclo</i> - C_3H_6	<i>c</i> - C_3H_5^-	46	71
CH_4 ⁷²	CH_3^-	48	73
C_2H_6	C_2H_5^-	50	74
$(\text{CH}_3)_2\text{CH}_2$ ⁷²	$(\text{CH}_3)_2\text{CH}^-$	51	74
$(\text{CH}_3)_3\text{CH}$ ⁷²	$(\text{CH}_3)_3\text{C}^-$		75

^a pK_a in THF.^b pK_a in DMSO.

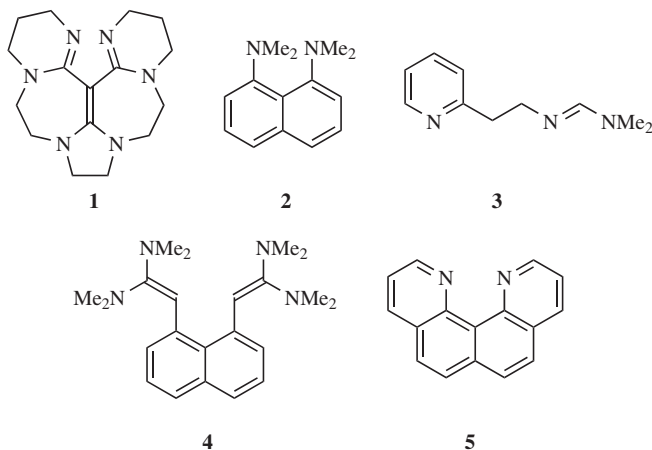
acid strength in Table 8.1 applies when a given acid and base react without a solvent or, when possible, in water. In other solvents the order may be greatly different (see p. 392). In the gas phase, where solvation effects are completely or almost completely absent, acidity orders may also differ greatly.⁷⁶ For example, in the gas phase, toluene is a stronger acid than water and *tert*-butoxide ion is a weaker base than methoxide ion⁷⁷ (see also, pp. 390–394). It is also possible for the acidity order to change with temperature. For example, $>50^\circ\text{C}$ the order of base strength is $\text{BuOH} > \text{H}_2\text{O} > \text{Bu}_2\text{O}$; from 1 to 50°C the order is $\text{BuOH} > \text{Bu}_2\text{O} > \text{H}_2\text{O}$; while $<1^\circ\text{C}$ the order becomes $\text{Bu}_2\text{O} > \text{BuOH} > \text{H}_2\text{O}$.⁷⁸

A hydrogen-bond basicity scale has been developed that can be used to determine the relative basicity of molecules. Table 8.2 gives the pK_{HB} values for several common heteroatom containing molecules. This is obtained from the protonated form (conjugated acid) of the base in question. The larger the number, the more basic is that compound. The basicity of aliphatic amines has been calculated,⁷⁹ the ion-pair

⁷⁰Streitwieser, Jr., A.; Boerth, D.W. *J. Am. Chem. Soc.* **1978**, *100*, 755.⁷¹This value is calculated from results given in Streitwieser, Jr., A.; Caldwell, R.A.; Young, W.R. *J. Am. Chem. Soc.* **1969**, *91*, 529. For a review of acidity and basicity of cyclopropanes, see Battiste, M.A.; Coxon, J.M., in Rappoport, Z. *The Chemistry of the Cyclopropyl Group*, pt. 1; Wiley, NY, **1987**, pp. 255–305.⁷²See Daasbjerg, K. *Acta Chem. Scand. B* **1995**, *49*, 878 for pK_a values of various hydrocarbons in DMF.⁷³This value is calculated from results given in Streitwieser, Jr., A.; Taylor, D.R. *J. Chem. Soc. D* **1970**, 1248.⁷⁴These values are based on those given in Cram, D.J. *Chem. Eng. News* **1963**, *41* (No. 33, Aug. 19), 94, but are corrected to the newer scale of Streitwieser, A.; Streitwieser, Jr., A.; Scannon, P.J.; Niemeyer, H.M. *J. Am. Chem. Soc.* **1972**, *94*, 7936; Streitwieser, Jr., A.; Boerth, D.W. *J. Am. Chem. Soc.* **1978**, *100*, 755.⁷⁵Breslow, R. and co-workers report a value of 71 [Breslow, R.; Grant, J.L. *J. Am. Chem. Soc.* **1977**, *99*, 7745], but this was obtained by a different method, and is not comparable to the other values in Table 8.1. A more comparable value is ~ 53 . See also Juan, B.; Schwarz, J.; Breslow, R. *J. Am. Chem. Soc.* **1980**, *102*, 5741.⁷⁶For a review of acidity and basicity scales in the gas phase and in solution, see Gal, J.; Maria, P. *Prog. Phys. Org. Chem.* **1990**, *17*, 159.⁷⁷Brauman, J.I.; Blair, L.K. *J. Am. Chem. Soc.* **1970**, *92*, 5986; Bohme, D.K.; Lee-Ruff, E.; Young, L.B. *J. Am. Chem. Soc.* **1972**, *94*, 4608, 5153.⁷⁸Gerrard, W.; Macklen, E.D. *Chem. Rev.* **1959**, *59*, 1105. For other examples, see Calder, G.V.; Barton, T.J. *J. Chem. Educ.* **1971**, *48*, 338; Hambly, A.N. *Rev. Pure Appl. Chem.* **1965**, *15*, 87, 88.⁷⁹Caskey, D.C.; Damrauer, R.; McGoff, D. *J. Org. Chem.* **2002**, *67*, 5098.

basicity of amines in THF⁸⁰ and in water⁸¹ has been determined, and the basicity of pyridine was examined.⁸² Weaker bases have also been examined, and the basicity of carbonyl compound in carbon tetrachloride has been determined.⁸³

A class of organic compounds termed *super bases* has been developed. Vinamidine type or Schwesinger proton sponges (see p. 386), **1**,⁸⁴ are dubbed super bases and are probably the most powerful organic neutral bases known. The pK_a (pK_{BH^+}) in MeCN was measured as 31.94. It has been shown that the pK_a values of strong neutral organic (super)bases in acetonitrile are well described by the density functional theory.⁸⁵ The fundamental type of proton sponge is 1,8-bis(dimethylamino)naphthalene, **2** (see p. 386), with a pK_{BH^+} of 18.18.⁸⁶ Other super base type compounds include amidinazines such as N^1, N^1 -dimethyl- N^2 -β-(2-pyridylethyl)-formamidine (**3**), pK_{BH^+} in DMSO = 25.1,⁸⁷ 1,8-bis(tetramethylguanidino)naphthalene, **4**,⁸⁸ and quinolino[7,8-*h*]quinolines, such as **5** with a pK_{BH^+} = 12.8.⁸⁹



⁸⁰Streitwieser, A.; Kim, H.-J. *J. Am. Chem. Soc.* **2000**, *122*, 11783.

⁸¹Canle, L.M.; Demirtas, I.; Freire, A.; Maskill, H.; Mishima, M. *Eur. J. Org. Chem.* **2004**, 5031.

⁸²Chmurzyński, L. *J. Heterocyclic Chem.* **2000**, *37*, 71.

⁸³Carrasco, N.; González-Nilo, F.; Rezende, M.C. *Tetrahedron* **2002**, *58*, 5141.

⁸⁴Schwesinger, R.; Mißfeldt, M.; Peters, K.; von Schnering, H.G. *Angew. Chem. Int. Ed.* **1987**, *26*, 1165; Schwesinger, R.; Schlemper, H.; Hasenfratz, Ch.; Willaredt, J.; Dimbacher, T.; Breuer, Th.; Ottaway, C.; Fletschinger, M.; Boele, J.; Fritz, H.; Putzas, D.; Rotter, H.W.; Bordwell, F.G.; Satish, A.V.; Ji, G.Z.; Peters, E.-M.; Peters, K.; von Schnering, H.G. *Liebigs Ann.* **1996**, 1055.

⁸⁵Kovačević, B.; Maksić, Z. B. *Org. Lett.* **2001**, *3*, 1523.

⁸⁶Alder, R.W.; Bowman, P.S.; Steele, W.R.S.; Winterman, D.R. *Chem. Commun.* **1968**, 723; Alder, R.W. *Chem. Rev.* **1989**, *89*, 1215.

⁸⁷Raczyńska, E.D.; Darowska, M.; Dabkowska, I.; Decouzon, M.; Gal, J.-F.; Maria, P.-C.; Poliart, C.D. *J. Org. Chem.* **2004**, *69*, 4023.

⁸⁸Raab, V.; Kipke, J.; Gschwind, R.M.; Sundermeyer, J. *Chem. Eur. J.* **2002**, *8*, 1682.

⁸⁹Staab, H.A.; Saupé, T. *Angew. Chem. Int. Ed.* **1988**, *27*, 865; Staab, H.A.; Höne, M.; Krieger, C. *Tetrahedron Lett.* **1988**, *29*, 1905; Staab, H.A.; Krieger, C.; Höne, M. *Tetrahedron Lett.* **1988**, *29*, 5629; Krieger, C.; Newsom, I.; Zirnstein, M.A.; Staab, H.A. *Angew. Chem. Int. Ed.* **1989**, *28*, 84; Zirnstein, M.A.; Staab, H.A. *Angew. Chem. Int. Ed.* **1987**, *26*, 460.

TABLE 8.2. pK_{HB} Values for Many Types of Bases

Base	Approximate pK_{HB}	Reference
<i>N</i> -Methyl-2-piperidone	2.60	90
Et ₂ NCONEt ₂	2.43	90
<i>N</i> -Methyl-2-pyrrolidinone	2.38	90
PhCONMe ₂	2.23	90
HCONMe ₂	2.10	90
PhCONHMe	2.03	90
18-crown-6	1.98	91
HCONHMe	1.96	90
15-crown-5	1.82	91
12-crown-4	1.73	91
PhOCONMe ₂	1.70	90
Et ₂ N—CN	1.63	92
Me ₂ N—CN	1.56	92
δ-Valerolactone	1.43	93
Oxetane	1.36	91
γ-Butyrolactone	1.32	93
Tetrahydrofuran (THF)	1.28	91
Cyclopentanone	1.27	94
<i>t</i> -BuOMe	1.19	91
Acetone	1.18	94
MeCOOEt	1.07	93
1,4-Dioxane	1.03	91
Et ₂ O	1.01	91
1,3-Dioxane	0.93	91
1-Methyloxirane	0.97	91
PhCOOMe	0.89	93
MeOCOOMe	0.82	93
PhCHO	0.78	94
Bu ₂ O	0.75	91
HCOOEt	0.66	93
Me ₃ CHO	0.65	94
Me ₂ NO ₂	0.41	95
MeNO ₂	0.27	95
PhNO ₂	0.30	95
Furan	-0.40	91

⁹⁰Le Questel, J.-Y.; Laurence, C.; Lachkar, A.; Helbert, M.; Berthelot, M. *J. Chem. Soc. Perkin Trans. 2* **1992**, 2091.

⁹¹Berthelot, M.; Besseau, F.; Laurence, C. *Eur. J. Org. Chem.* **1998**, 925.

⁹²Berthelot, M.; Helbert, M.; Laurence, C.; LeQuestel, J.-Y.; Anvia, F.; Taft, R.W. *J. Chem. Soc. Perkin Trans. 2* **1993**, 625.

⁹³Besseau, F.; Laurence, C.; Berthelot, M. *J. Chem. Soc. Perkin Trans. 2* **1994**, 485.

⁹⁴Besseau, F.; Luçon, M.; Laurence, C.; Berthelot, M. *J. Chem. Soc. Perkin Trans. 2* **1998**, 101.

⁹⁵Laurence, C.; Berthelot, M.; Luçon, M.; Morris, D.G. *J. Chem. Soc. Perkin Trans. 2* **1994**, 491.

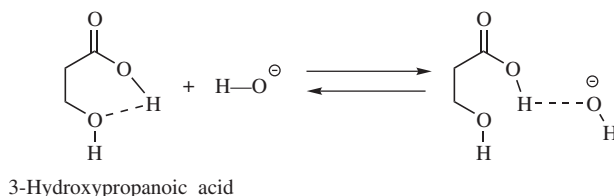
THE MECHANISM OF PROTON-TRANSFER REACTIONS

Proton transfers between oxygen and nitrogen acids and bases are usually extremely fast.⁹⁶ In the thermodynamically favored direction they are generally diffusion controlled.⁹⁷ In fact, a *normal acid* is defined⁹⁸ as one whose proton-transfer reactions are completely diffusion controlled, except when the conjugate acid of the base to which the proton is transferred has a pK value very close (differs by $< \sim 2$ pK units) to that of the acid. The normal acid–base reaction mechanism consists of three steps:

1. $HA + |B \rightleftharpoons AH \cdots |B$
2. $AH \cdots |B \rightleftharpoons A \cdots |HB$
3. $A \cdots |HB \rightleftharpoons A| + HB$

The actual proton transfer takes place in the second step the first step is formation of a hydrogen-bonded complex. The product of the second step is another hydrogen-bonded complex, which dissociates in the third step.

However, not all such proton transfers are diffusion controlled. For example, if an internal hydrogen bond exists in a molecule, reaction with an external acid or base is often much slower.⁹⁹ In a case such as 3-hydroxypropanoic acid,



the ${}^{-}OH$ ion can form a hydrogen bond with the acidic hydrogen only if the internal hydrogen bond breaks. Therefore only some of the collisions between ${}^{-}OH$ ions and 3-hydroxypropanoic acid molecules result in proton transfer. In many collisions, the ${}^{-}OH$ ions will come away empty handed, resulting in a lower reaction rate. Note that this affects only the rate, not the equilibrium. Other systems are capable of hydrogen bonding, such as 1,2-diols. In the case of cyclohexane-1,2-diols, hydrogen bonding, ion–dipole interactions, polarizability, and stereochemistry all

⁹⁶For reviews of such proton transfers, see Hibbert, F. *Adv. Phys. Org. Chem.* **1986**, 22, 113; Crooks, J.E., in Bamford, C.H.; Tipper, C.F.H. *Chemical Kinetics*, Vol. 8; Elsevier, NY, **1977**, pp. 197–250.

⁹⁷Kinetic studies of these very fast reactions were first carried out by Eigen. See Eigen, M. *Angew. Chem. Int. Ed.* **1964**, 3, 1.

⁹⁸See, for example, Hojatti, M.; Kresge, A.J.; Wang, W. *J. Am. Chem. Soc.* **1987**, 109, 4023.

⁹⁹For an example of a slow proton transfer from F_3CCOOH to $(PhCH_2)_3N$, see Ritchie, C.D.; Lu, S. *J. Am. Chem. Soc.* **1989**, 111, 8542.

play a role in determining the acidity.¹⁰⁰ The presence of halogen atoms such as chlorine can lead to hydrogen-bonding effects.¹⁰¹ Another factor that can create lower rates is a molecular structure in which the acidic proton is protected within a molecular cavity (e.g., the in-in and out-in isomers shown on p. 190). See also, the proton sponges mentioned on p. 386. Proton transfers between an acidic and a basic group within the same molecule can also be slow, if the two groups are too far apart for hydrogen bonding. In such cases, participation of solvent molecules may be necessary.

Proton transfers to or from a carbon atom¹⁰² in most cases are much slower than those strictly between oxygen or nitrogen atoms. At least three factors can be responsible for this,¹⁰³ not all of them applying in every case:

1. Hydrogen bonding is very weak or altogether absent for carbon (Chapter 3).
2. Many carbon acids, upon losing the proton, form carbanions that are stabilized by resonance. Structural reorganization (movement of atoms to different positions within the molecule) may accompany this. Chloroform, HCN, and 1-alkynes do not form resonance-stabilized carbanions, and these¹⁰⁴ behave kinetically as normal acids.¹⁰⁵ It has been reported that carborane acids, such as H(CHB₁₁H₅Cl₆), are the strongest isolable (Lewis-free) Brønsted acids known.¹⁰⁶
3. There may be considerable reorganization of solvent molecules around the ion as compared to the neutral molecule.¹⁰⁷

In connection with factors 2 and 3, it has been proposed¹⁰³ that any factor that stabilizes the product (e.g., by resonance or solvation) lowers the rate constant if it develops late on the reaction coordinate, but increases the rate constant if it develops early. This is called the *Principle of Imperfect Synchronization*.

Mechanisms of proton transfer have been studied for many compounds, including the reactions of acids with lactams,¹⁰⁸ amides with various bases,¹⁰⁹ and amines with alkoxide bases.¹¹⁰

¹⁰⁰Chen, X.; Walthall, D.A.; Brauman, J.I. *J. Am. Chem. Soc.* **2004**, *126*, 12614.

¹⁰¹Abraham, M. H.; Enomoto, K.; Clarke, E. D.; Sexton, G. *J. Org. Chem.* **2002**, *67*, 4782.

¹⁰²For reviews of proton transfers to and from carbon, see Hibbert, F., in Bamford, C.H.; Tipper, C.F.H. *Chemical Kinetics*, Vol. 8, Elsevier, NY, **1977**, pp. 97–196; Kreevoy, M.M. *Isot. Org. Chem.* **1976**, *2*, 1; Leffek, K.T. *Isot. Org. Chem.* **1976**, *2*, 89.

¹⁰³See Bernasconi, C.F. *Tetrahedron* **1985**, *41*, 3219.

¹⁰⁴Bednar, R.A.; Jencks, W.P. *J. Am. Chem. Soc.* **1985**, *107*, 7117, 7126, 7135; Kresge, A.J.; Powell, M.F. *J. Org. Chem.* **1986**, *51*, 822; Formosinho, S.J.; Gal, V.M.S. *J. Chem. Soc. Perkin Trans. 2* **1987**, 1655.

¹⁰⁵Not all 1-alkynes behave as normal acids; see Aroella, T.; Arrowsmith, C.H.; Hojatti, M.; Kresge, A.J.; Powell, M.F.; Tang, Y.S.; Wang, W. *J. Am. Chem. Soc.* **1987**, *109*, 7198.

¹⁰⁶Juhász, M.; Hoffmann, S.; Stoyanov, E.; Kim, K.-C.; Reed, C.A. *Angew. Chem. Int. Ed.* **2004**, *43*, 5352.

¹⁰⁷See Bernasconi, C.F.; Terrier, F. *J. Am. Chem. Soc.* **1987**, *109*, 7115; Kurz, J.L. *J. Am. Chem. Soc.* **1989**, *111*, 8631.

¹⁰⁸Wang, W.; Cheng, P.; Huang, C.; Jong, Y. *Bull. Chem. Soc. Jpn.* **1992**, *65*, 562.

¹⁰⁹Wang, W.-h.; Cheng, C.-c. *Bull. Chem. Soc. Jpn.* **1994**, *67*, 1054.

¹¹⁰Lambert, C.; Hampel, F.; Schleyer, P.v.R. *Angew. Chem. Int. Ed.* **1992**, *31*, 1209.

MEASUREMENTS OF SOLVENT ACIDITY¹¹¹

When a solute is added to an acidic solvent it may become protonated by the solvent. This effect can lead to an enhancement of acidity, as in the effect of using formic acid rather than methanol.¹¹² An acidity scale has been reported for ionic liquids¹¹³ (see p 415 for a discussion of ionic liquids), and the Lewis acidity of ionic liquids has been established using ir.¹¹⁴ If the solvent is water and the concentration of solute is not very great, then the pH of the solution is a good measure of the proton-donating ability of the solvent. Unfortunately, this is no longer true in concentrated solutions because activity coefficients are no longer unity. A measurement of solvent acidity is needed which works in concentrated solutions and applies to mixed solvents as well. The Hammett acidity function¹¹⁵ is a measurement that is used for acidic solvents of high dielectric constant.¹¹⁶ For any solvent, including mixtures of solvents (but the proportions of the mixture must be specified), a value H_0 is defined as

$$H_0 = \text{p}K_{\text{BH}_w^+} - \log \frac{[\text{BH}^+]}{[\text{B}]}$$

H_0 is measured by using “indicators” that are weak bases (B) and so are partly converted, in these acidic solvents, to the conjugate acids BH^+ . Typical indicators are *o*-nitroanilinium ion, with a $\text{p}K$ in water of -0.29 , and 2,4-dinitroanilinium ion, with a $\text{p}K$ in water of -4.53 . For a given solvent, $[\text{BH}^+]/[\text{B}]$ is measured for one indicator, usually by spectrophotometric means. Then, using the known $\text{p}K$ in water ($\text{p}K_{\text{BH}_w^+}$) for that indicator, H_0 can be calculated for that solvent system. In practice, several indicators are used, so that an average H_0 is taken. Once H_0 is known for a given solvent system, $\text{p}K_a$ values in it can be calculated for any other acid-base pair.

The symbol H_0 is defined as

$$h_0 = \frac{a_{\text{H}^+} f_{\text{I}}}{f_{\text{HI}^+}}$$

¹¹¹For fuller treatments, see Hammett, L.P. *Physical Organic Chemistry*, 2nd ed., McGraw-Hill, NY, 1970, pp. 263–313; Jones, R.A.Y. *Physical and Mechanistic Organic Chemistry*, 2nd ed., Cambridge University Press, Cambridge, 1984, pp. 83–93; Arnett, E.M.; Scorrano, G. *Adv. Phys. Org. Chem.* 1976, 13, 83.

¹¹²Holt, J.; Karty, J.M. *J. Am. Chem. Soc.* 2003, 125, 2797.

¹¹³Thomazeau, C.; Olivier-Bourbigou, H.; Magna, L.; Luts, S.; Gilbert, B. *J. Am. Chem. Soc.* 2003, 125, 5264.

¹¹⁴Yang, Y.-I.; Kou, Y. *Chem. Commun.* 2004, 226.

¹¹⁵Hammett, L.P.; Deyrup, A.J. *J. Am. Chem. Soc.* 1932, 54, 2721.

¹¹⁶For a monograph on acidity functions, see Rochester, C.H. *Acidity Functions*, Academic Press, NY, 1970. For reviews, see Ref. 111; Cox, R.A.; Yates, K. *Can. J. Chem.* 1983, 61, 2225; Boyd R.H., in Coetzee, J.F.; Ritchie, C.D. *Solute–Solvent Interactions*, Marcel Dekker, NY, 1969, pp. 97–218; Vinnik, M.I. *Russ. Chem. Rev.* 1966, 35, 802; Liler, M. *Reaction Mechanisms in Sulfuric Acid*, Academic Press, NY, 1971, pp. 26–58.

where a_{H^+} is the activity of the proton and f_{I} and f_{HI^+} are the activity coefficients of the indicator and conjugate acid of the indicator,¹¹⁷ respectively. The parameter H_0 is related to H_0 by

$$H_0 = -\log h_0$$

so that H_0 is analogous to pH and H_0 to $[\text{H}^+]$, and indeed in dilute aqueous solution $H_0 = \text{pH}$.

The parameter H_0 reflects the ability of the solvent system to donate protons, but it can be applied only to acidic solutions of high dielectric constant, mostly mixtures of water with acids, such as nitric, sulfuric, perchloric, and so on. It is apparent that the H_0 treatment is valid only when $f_{\text{I}}/f_{\text{HI}^+}$ is independent of the nature of the base (the indicator). Since this is so only when the bases are structurally similar, the treatment is limited. Even when similar bases are compared, many deviations are found.¹¹⁸ Other acidity scales¹¹⁹ have been set up, including a scale for C–H acids,¹²⁰ among them H_- for bases with a charge of -1 , H_{R} for aryl carbinols,¹²¹ H_{C} for bases that protonate on carbon,¹²² and H_{A} for unsubstituted amides.¹²³ It is now clear that there is no single acidity scale that can be applied to a series of solvent mixtures, irrespective of the bases employed.¹²⁴

Although most acidity functions have been applied only to acidic solutions, some work has also been done with strongly basic solutions.¹²⁵ The H_- function, which is used for highly acidic solutions when the base has a charge of -1 , can also be used for strongly basic solvents, in which case it measures the ability of these

¹¹⁷For a review of activity coefficient behavior of indicators in acid solutions, see Yates, K.; McClelland, R.A. *Prog. Phys. Org. Chem.* **1974**, *11*, 323.

¹¹⁸For example, see Kresge, A.J.; Barry, G.W.; Charles, K.R.; Chiang, Y. *J. Am. Chem. Soc.* **1962**, *84*, 4343; Katritzky, A.R.; Waring, A.J.; Yates, K. *Tetrahedron* **1963**, *19*, 465; Arnett, E.M.; Mach, G.W. *J. Am. Chem. Soc.* **1964**, *86*, 2671; Jorgenson, M.J.; Hartter, D.R. *J. Am. Chem. Soc.* **1963**, *85*, 878; Kreevoy, M.M.; Baughman, E.H. *J. Am. Chem. Soc.* **1973**, *95*, 8178; García, B.; Leal, J.M.; Herrero, L.A.; Palacios, J.C. *J. Chem. Soc. Perkin Trans. 2* **1988**, 1759; Arnett, E.M.; Quirk, R.P.; Burke, J.J. *J. Am. Chem. Soc.* **1970**, *92*, 1260.

¹¹⁹For lengthy tables of many acidity scales, with references, see Cox, R.A.; Yates, K. *Can. J. Chem.* **1983**, *61*, 2225. For an equation that is said to combine the vast majority of acidity functions, see Zalewski, R.I.; Sarkice, A.Y.; Geltz, Z. *J. Chem. Soc. Perkin Trans. 2* **1983**, 1059.

¹²⁰See Vianello, R.; Maksić, Z.B. *Eur. J. Org. Chem.* **2004**, 5003.

¹²¹Deno, N.C.; Berkheimer, H.E.; Evans, W.L.; Peterson, H.J. *J. Am. Chem. Soc.* **1959**, *81*, 2344.

¹²²Reagan, M.T. *J. Am. Chem. Soc.* **1969**, *91*, 5506.

¹²³Yates, K.; Stevens, J.B.; Katritzky, A.R. *Can. J. Chem.* **1964**, *42*, 1957; Yates, K.; Riordan, J.D. *Can. J. Chem.* **1965**, *43*, 2328; Edward, J.T.; Wong, S.C. *Can. J. Chem.* **1977**, *55*, 2492; Liler, M.; Marković, D. *J. Chem. Soc. Perkin Trans. 2* **1982**, 551.

¹²⁴Hammett, L.P. *Physical Organic Chemistry*, 2nd ed., McGraw-Hill, NY, **1970**, p. 278; Rochester, C.H. *Acidity Functions*, Academic Press, NY, **1970**, p. 21.

¹²⁵For another approach to solvent basicity scales, see Catalán, J.; Gómez, J.; Couto, A.; Laynez, J. *J. Am. Chem. Soc.* **1990**, *112*, 1678.

solvents to abstract a proton from a neutral acid BH.¹²⁶ When a solvent becomes protonated, its conjugate acid is known as a *lyonium ion*.

Another approach to the acidity function problem was proposed by Bunnett and Olsen,¹²⁷ who derived the equation

$$\log \frac{[\text{SH}^+]}{[\text{S}]} + H_0 = \phi(H_0 + \log[\text{H}^+]) + \text{p}K_{\text{SH}^+}$$

where S is a base that is protonated by an acidic solvent. Thus the slope of a plot of $\log ([\text{SH}^+]/[\text{S}]) + H_0$ against $H_0 + \log[\text{H}^+]$ is the parameter ϕ , while the intercept is the $\text{p}K_{\text{a}}$ of the lyonium ion SH^+ (referred to infinite dilution in water). The value of ϕ expresses the response of the equilibrium $\text{S} + \text{H}^+ \rightleftharpoons \text{SH}^+$ to changing acid concentration. A negative ϕ indicates that the log of the ionization ratio $[\text{SH}^+]/[\text{S}]$ increases, as the acid concentration increases, more rapidly than $-H_0$. A positive ϕ value indicates the reverse. The Bunnett–Olsen equation given above is a linear free-energy relationship (see p. 405) that pertains to acid–base equilibria. A corresponding equation that applies to kinetic data is

$$\log k_{\psi} + H_0 = \phi(H_0 + \log[\text{H}^+]) + \log k_2^0$$

where k_{ψ} is the pseudo-first-order rate constant for a reaction of a weakly basic substrate taking place in an acidic solution and k_2^0 is the second-order rate constant at infinite dilution in water. In this case, ϕ characterizes the response of the reaction rate to changing acid concentration of the solvent. The Bunnett–Olsen treatment has also been applied to basic media, where, in a group of nine reactions in concentrated NaOMe solutions, no correlation was found between reaction rates and either H_- or stoichiometric base concentration but where the rates were successfully correlated by a linear free-energy equation similar to those given above.¹²⁸

A treatment partially based on the Bunnett–Olsen one is that of Bagno Scorrano, and More O’Ferrall,¹²⁹ which formulates medium effects (changes in acidity of solvent) on acid–base equilibria. An appropriate equilibrium is chosen as reference, and the acidity dependence of other reactions compared with it, by use of the linear free-energy equation

$$\log \frac{K'}{K'_0} = m^* \log \frac{K}{K_0}$$

¹²⁶For reviews, see Rochester, C.H. *Q. Rev. Chem. Soc.* **1966**, *20*, 511; Rochester, C.H. *Acidity Functions*, Academic Press, NY, **1970**, pp. 234–264; Bowden, K. *Chem. Rev.* **1966**, *66*, 119 (the last review is reprinted in (Coetzee, J.F.; Ritchie, C.D. *Solute–Solvent Interactions*, Marcel Dekker, NY, **1969**, pp. 186–215).

¹²⁷Bunnett, J.F.; McDonald, R.L.; Olsen, F.P. *J. Am. Chem. Soc.* **1974**, *96*, 2855.

¹²⁸More O’Ferrall, R.A. *J. Chem. Soc. Perkin Trans. 2* **1972**, 976.

¹²⁹Bagno, A.; Scorrano, G.; More O’Ferrall, R.A. *Rev. Chem. Intermed.* **1987**, *7*, 313. See also, Sampoli, M.; De Santis, A.; Marziano, N.C. *J. Chem. Soc. Chem. Commun.* **1985**, 110; Cox, R.A. *Acc. Chem. Res.* **1987**, *20*, 27.

where the K values are the equilibrium constants for the following: K for the reaction under study in any particular medium; K' for the reference reaction in the same medium; K_0 for the reaction under study in a reference solvent; K'_0 for the reference reaction in the same reference solvent; and m^* is the slope of the relationship [corresponding to $(1-\phi)$ of the Bunnett–Olsen treatment]. This equation has been shown to apply to many acid–base reactions.

Another type of classification system was devised by Bunnett¹³⁰ for reactions occurring in moderately concentrated acid solutions. $\log k_\psi + H_0$ is plotted against $\log a_{\text{H}_2\text{O}}$, where K_ψ is the pseudo-first-order rate constant for the protonated species and $a_{\text{H}_2\text{O}}$ is the activity of water. Most such plots are linear or nearly so. According to Bunnett, the slope of this plot w tells something about the mechanism. Where w is between -2.5 and 0 , water is not involved in the rate-determining step; where w is between 1.2 and 3.3 , water is a nucleophile in the rate-determining step; where w is between 3.3 and 7 , water is a proton-transfer agent. These rules hold for acids in which the proton is attached to oxygen or nitrogen.

A new acidity scale has been developed based on calorimetric measurement of *N*-methylimidazole and *N*-methylpyrrole in bulk solvents.¹³¹ A revised version of this method was shown to give better results in some cases.¹³² Another scale of solvent acidities was developed based on the hydrogen-bond donor acidities in aqueous DMSO.¹³³ It is noted that bond energies, acidities, and electron affinities are related in a thermodynamic cycle, and Kass and Fattahi have shown that by measuring two of these quantities the third can be found.¹³⁴

ACID AND BASE CATALYSIS¹³⁵

Many reactions are catalyzed by acids, bases, or both. In such cases, the catalyst is involved in a fundamental way in the mechanism. Nearly always the first step of such a reaction is a proton transfer between the catalyst and the substrate.

Reactions can be catalyzed by acid or base in two different ways, called *general* and *specific catalysis*. If the rate of an acid-catalyzed reaction run in a solvent S is

¹³⁰Bunnett, J.F. *J. Am. Chem. Soc.* **1961**, *83*, 4956, 4968, 4973, 4978.

¹³¹Catalán, J.; Couto, A.; Gomez, J.; Saiz, J.L.; Laynez, J. *J. Chem. Soc. Perkin Trans. 2* **1992**, 1181.

¹³²Abraham, M.H.; Taft, R.W. *J. Chem. Soc. Perkin Trans. 2* **1993**, 305.

¹³³Liu, P.C.; Hoz, S.; Bunce, E. *Gazz. Chim. Ital.* **1996**, *126*, 31. See also Abraham, M.H.; Zhao, Y.J. *J. Org. Chem.* **2004**, *69*, 4677.

¹³⁴Fattahi, A.; Kass, S.R. *J. Org. Chem.* **2004**, *69*, 9176.

¹³⁵For reviews, see Stewart, R. *The Proton: Applications to Organic Chemistry*, Academic Press, NY, **1985**, pp. 251–305; Hammett, L.P. *Physical Organic Chemistry*, 2nd ed., McGraw-Hill, NY, **1970**, pp. 315–345; Willi, A.V., in Bamford, C.H.; Tipper, C.F.H. *Chemical Kinetics*, Vol. 8, Elsevier, NY, **1977**, pp. 1–95; Jones, R.A.Y. *Physical and Mechanistic Organic Chemistry*, 2nd ed., Cambridge University Press, Cambridge, **1984**, pp. 72–82; Bell, R.P. *The Proton in Chemistry*, 2nd ed., Cornell University Press, Ithaca, NY, **1973**, pp. 159–193; Jencks, W.P. *Catalysis in Chemistry and Enzymology*, McGraw-Hill, NY, **1969**, pp. 163–242; Bender, M.L. *Mechanisms of Homogeneous Catalysis from Protons to Proteins*; Wiley, NY, **1971**, pp. 19–144.

proportional to $[\text{SH}^+]$, the reaction is said to be subject to *specific acid catalysis*, the acid being the lyonium ion SH^+ . The acid that is put into the solvent may be stronger or weaker than SH^+ , but the rate is proportional only to the $[\text{SH}^+]$ that is actually present in the solution (derived from $\text{S} + \text{HA} \rightleftharpoons \text{SH}^+ + \text{A}^-$). The identity of HA makes no difference except insofar as it determines the position of equilibrium and hence the $[\text{SH}^+]$. Most measurements have been made in water, where SH^+ is H_3O^+ .

In *general acid catalysis*, the rate is increased not only by an increase in $[\text{SH}^+]$, but also by an increase in the concentration of other acids (e.g., in water by phenols or carboxylic acids). These other acids increase the rate even when $[\text{SH}^+]$ is held constant. In this type of catalysis the strongest acids catalyze best, so that, in the example given, an increase in the phenol concentration catalyzes the reaction much less than a similar increase in $[\text{H}_3\text{O}^+]$. This relationship between acid strength of the catalyst and its catalytic ability can be expressed by the *Brønsted catalysis equation*¹³⁶

$$\log k = \alpha \log K_a + C$$

where k is the rate constant for a reaction catalyzed by an acid of ionization constant K_a . According to this equation, when $\log k$ is plotted against $\log K_a$ for catalysis of a given reaction by a series of acids, a straight line should be obtained with slope and intercept C . Although straight lines are obtained in many cases, this is not always the case. The relationship usually fails when acids of different types are compared. For example, it is much more likely to hold for a group of substituted phenols than for a collection of acids that contains both phenols and carboxylic acids. The Brønsted equation is another linear free-energy relationship (see p. 405).

Analogously, there are *general* and *specific* (S^- from an acidic solvent SH) *base-catalyzed reactions*. The Brønsted law for bases is

$$\log k = \beta \log K_b + C$$

The Brønsted equations relate a rate constant k to an equilibrium constant K_a . In Chapter 6, we saw that the Marcus equation also relates a rate term (in that case ΔG^\ddagger) to an equilibrium term ΔG° . When the Marcus treatment is applied to proton transfers¹³⁷ between a carbon and an oxygen (or a nitrogen), the simplified¹³⁸ equation (p. 309)

$$\Delta G^\ddagger = \Delta G_{\text{int}}^\ddagger + \frac{1}{2} \Delta G^\circ + \frac{(\Delta G^\circ)^2}{16 \Delta G_{\text{int}}^\ddagger}$$

¹³⁶For reviews, see Klumpp, G.W. *Reactivity in Organic Chemistry*; Wiley, NY, 1982, pp. 167–179; Bell, R.P., in Chapman, N.B.; Shorter, J. *Correlation Analysis in Chemistry: Recent Advances*; Plenum Press, NY, 1978, pp. 55–84; Kresge, A.J. *Chem. Soc. Rev.* 1973, 2, 475.

¹³⁷For applications of Marcus theory to proton transfers, see Marcus, R.A. *J. Phys. Chem.* 1968, 72, 891; Kreevoy, M.M.; Konasewich, D.E. *Adv. Chem. Phys.* 1971, 21, 243; Kresge, A.J. *Chem. Soc. Rev.* 1973, 2, 475.

¹³⁸Omitting the work terms.

where

$$\Delta G_{\text{int}}^{\ddagger} = \frac{1}{2} \left(\Delta G_{(0\ddagger,0)} + \Delta G_{(c\ddagger,c)} \right)$$

can be further simplified: Because proton transfers between oxygen and oxygen (or nitrogen and nitrogen) are much faster than those between carbon and carbon, $\Delta G_{(0\ddagger,0)}$ is much smaller than $\Delta G_{(c\ddagger,c)}$ and we can write¹³⁹

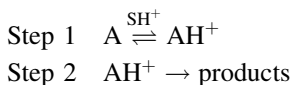
$$\Delta G_{\ddagger}^{\ddagger} = \frac{1}{2} \Delta G_{(c\ddagger,c)} + \frac{1}{2} \Delta G^{\circ} + \frac{(\Delta G^{\circ})^2}{8 \Delta G_{(c\ddagger,c)}}$$

Thus, if the carbon part of the reaction is kept constant and only the A of HA is changed (where A is an oxygen or nitrogen moiety), then $\Delta G_{\ddagger}^{\ddagger}$ is dependent only on ΔG° . Differentiation of this equation yields the Brønsted α :

$$\frac{d\Delta G_{\ddagger}^{\ddagger}}{d\Delta G^{\circ}} = \alpha = \frac{1}{2} \left(1 + \frac{\Delta G^{\circ}}{2 \Delta G_{(c\ddagger,c)}} \right)$$

The Brønsted law is therefore a special case of the Marcus equation.

A knowledge of whether a reaction is subject to general or specific acid catalysis supplies information about the mechanism. For any acid-catalyzed reaction we can write



If the reaction is catalyzed only by the specific acid SH^+ , it means that step 1 is rapid and step 2 is rate-controlling, since an equilibrium has been rapidly established between A and the strongest acid present in the solution, namely, SH^+ (since this is the strongest acid that can be present in S). On the other hand, if step 2 is faster, there is no time to establish equilibrium and the rate-determining step must be step 1. This step is affected by all the acids present, and the rate reflects the sum of the effects of each acid (general acid catalysis). General acid catalysis is also observed if the slow step is the reaction of a hydrogen-bond complex $\text{A}\cdots\text{HB}$, since each complex reacts with a base at a different rate. A comparable discussion can be used for general and specific base catalysis.¹⁴⁰ Further information can be obtained from the values α and β in the Brønsted catalysis equations, since these are

¹³⁹Albery, W.J. *Annu. Rev. Phys. Chem.* **1980**, *31*, 227, p. 244.

¹⁴⁰For discussions of when to expect general or specific acid or base catalysis, see Jencks, W.P. *Acc. Chem. Res.* **1976**, *9*, 425; Stewart, R.; Srinivasan, R. *Acc. Chem. Res.* **1978**, *11*, 271; Guthrie, J.P. *J. Am. Chem. Soc.* **1980**, *102*, 5286.

approximate measures of the extent of proton transfer in the transition state. In most cases values of α and β are between 1 and 0. A value of α or β near 0 is generally taken to mean that the transition state resembles the reactants; that is, the proton has been transferred very little when the transition state has been reached. A value of α or β near 1 is taken to mean the opposite; that is, in the transition state the proton has been almost completely transferred. However, cases are known in which these generalizations are not followed,¹⁴¹ and their theoretical basis has been challenged.¹⁴² In general, the proton in the transition state lies closer to the weaker base.

LEWIS ACIDS AND BASES: HARD AND SOFT ACIDS AND BASES

At about the same time that Brønsted proposed his acid–base theory, Lewis put forth a broader theory. A base in the Lewis theory is the same as in the Brønsted one, namely, a compound with an available pair of electrons, either unshared or in a π orbital. A *Lewis acid*, however, is any species with a vacant orbital.¹⁴³ In a Lewis acid–base reaction the unshared pair of the base forms a covalent bond with the vacant orbital of the acid, as represented by the general equation



in which charges are not shown, since they may differ. A specific example is



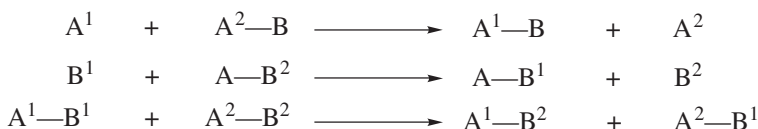
In the Brønsted picture, the acid is a proton donor, but in the Lewis picture the proton itself is the acid since it has a vacant orbital. A Brønsted acid becomes, in the Lewis picture, the compound that gives up the actual acid. The advantage of the Lewis theory is that it correlates the behavior of many more processes. For example, AlCl_3 and BF_3 are Lewis acids because they have only six electrons in the outer shell and have room for eight. Lewis acids SnCl_4 and SO_3 have eight, but their central elements, not being in the first row of the Periodic table, have room for 10 or 12. Other Lewis acids are simple cations, like Ag^+ . The simple reaction

¹⁴¹See, for example, Bordwell, F.G.; Boyle, Jr., W.J. *J. Am. Chem. Soc.* **1972**, *94*, 3907; Davies, M.H. *J. Chem. Soc. Perkin Trans. 2* **1974**, 1018; Agmon, N. *J. Am. Chem. Soc.* **1980**, *102*, 2164; Murray, C.J.; Jencks, W.P. *J. Am. Chem. Soc.* **1988**, *110*, 7561.

¹⁴²Pross, A.; Shaik, S.S. *New J. Chem.* **1989**, *13*, 427; Lewis, E.S. *J. Phys. Org. Chem.* **1990**, *3*, 1.

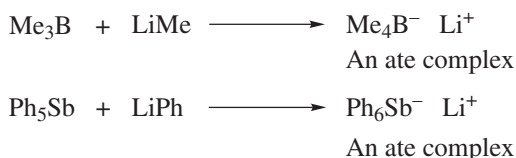
¹⁴³For a monograph on Lewis acid–base theory, see Jensen, W.B. *The Lewis Acid–Base Concept*, Wiley, NY, **1980**. For a discussion of the definitions of Lewis acid and base, see Jensen, W.B. *Chem. Rev.* **1978**, *78*, 1.

$A + \bar{B} \rightarrow A-B$ is not very common in organic chemistry, but the scope of the Lewis picture is much larger because reactions of the types



which are very common in organic chemistry, are also Lewis acid-base reactions. In fact, all reactions in which a covalent bond is formed through one species contributing a filled and the other a vacant orbital may be regarded as Lewis acid-base reactions. An *ab initio* analysis of the factors that determine Lewis versus Lowry-Brønsted acidity-basicity is available.¹⁴⁴

When a Lewis acid combines with a base to give a negative ion in which the central atom has a higher than normal valence, the resulting salt is called an *ate complex*.¹⁴⁵ Examples are



The ate complexes are analogous to the onium salts formed when a Lewis base expands its valence, for example,



Far fewer quantitative measurements have been made of Lewis acid strength compared to that of Brønsted acids.¹⁴⁶ A simple table of Lewis acidities based on some quantitative measurement (e.g., that given for Brønsted acids in Table 8.1) is not feasible because Lewis acidity depends on the nature of the base and any solvent that can function as a base. For example, lithium perchlorate functions as a weak Lewis acid in ether.¹⁴⁷ Qualitatively, the following approximate sequence

¹⁴⁴Rauk, A.; Hunt, I.R.; Keay, B.A. *J. Org. Chem.* **1994**, *59*, 6808.

¹⁴⁵For a review of ate complexes, see Wittig, G. *Q. Rev. Chem. Soc.* **1966**, *20*, 191.

¹⁴⁶For reviews of the quantitative aspects of Lewis acidity, see Satchell, D.P.N.; Satchell, R.S. *Q. Rev. Chem. Soc.* **1971**, *25*, 171; *Chem. Rev.* **1969**, *69*, 251. See also Maria, P.; Gal, J. *J. Phys. Chem.* **1985**, *89*, 1296; Larson, J.W.; Szulejko, J.E.; McMahon, T.B. *J. Am. Chem. Soc.* **1988**, *110*, 7604; Sandström, M.; Persson, I.; Persson, P. *Acta Chem. Scand.* **1990**, *44*, 653; Laszlo, P.; Teston-Henry, M. *Tetrahedron Lett.* **1991**, *32*, 3837.

¹⁴⁷Springer, G.; Elam, C.; Edwards, A.; Bowe, C.; Boyles, D.; Bartmess, J.; Chandler, M.; West, K.; Williams, J.; Green, J.; Pagni, R.M.; Kabalka, G.W. *J. Org. Chem.* **1999**, *64*, 2202.

of acidity of Lewis acids of the type MX_n has been suggested, where X is a halogen atom or an inorganic radical: $\text{BX}_3 > \text{AlX}_3 > \text{FeX}_3 > \text{GaX}_3 > \text{SbX}_5 > \text{SnX}_4 > \text{AsX}_5 > \text{ZnX}_2 > \text{HgX}_2$.

The facility with which an acid–base reaction takes place depends of course on the strengths of the acid and the base. But it also depends on quite another quality, called the *hardness*¹⁴⁸ or *softness* of the acid or base.¹⁴⁹ Hard and soft acids and bases have these characteristics:

Soft Bases. The donor atoms are of low electronegativity and high polarizability and are easy to oxidize. They hold their valence electrons loosely.

Hard Bases. The donor atoms are of high electronegativity and low polarizability and are hard to oxidize. They hold their valence electrons tightly.

Soft Acids. The acceptor atoms are large, have low positive charge, and contain unshared pairs of electrons (*p* or *d*) in their valence shells. They have high polarizability and low electronegativity.

Hard Acids. The acceptor atoms are small, have high positive charge, and do not contain unshared pairs in their valence shells. They have low polarizability and high electronegativity.

A qualitative listing of the hardness of some acids and bases is given in Table 8.3.¹⁵⁰ The treatment has also been made quantitative,¹⁵¹ with the following operational definition:

$$\eta = \frac{I - A}{2}$$

In this equation, η , the *absolute hardness*, is half the difference between *I*, the ionization potential, and *A*, the electron affinity.¹⁵² The softness, σ , is the reciprocal of

¹⁴⁸See Ayers, P.W.; Parr, R.G. *J. Am. Chem. Soc.* **2000**, *122*, 2010.

¹⁴⁹Pearson, R.G. *J. Am. Chem. Soc.* **1963**, *85*, 3533; *Science*, **1966**, *151*, 172; Pearson, R.G.; Songstad, J. *J. Am. Chem. Soc.* **1967**, *89*, 1827. For a monograph on the concept, see Ho, T. *Hard and Soft Acids and Bases Principle in Organic Chemistry*; Academic Press, NY, **1977**. For reviews, see Pearson, R.G. *J. Chem. Educ.* **1987**, *64*, 561; Ho, T. *Tetrahedron* **1985**, *41*, 1, *J. Chem. Educ.* **1978**, *55*, 355; *Chem. Rev.* **1975**, *75*, 1; Pearson, R.G. in Chapman, N.B.; Shorter, J. *Advances in Linear Free-Energy Relationships*, Plenum Press, NY, **1972**, pp. 281–319; Pearson, R.G. *Surv. Prog. Chem.* **1969**, *5*, 1 [portions of this article slightly modified also appear in Pearson, R.G. *J. Chem. Educ.* **1968**, *45*, 581, 643]; Garnovskii, A.D.; Osipov, O.A.; Bulgarevich, S.B. *Russ. Chem. Rev.* **1972**, *41*, 341; Seyden-Penne, J. *Bull. Soc. Chim. Fr.* **1968**, 3871. For a collection of papers, see Pearson, R.G. *Hard and Soft Acids and Bases*, Dowden, Hutchinson, and Ross, Stroudsburg, PA, **1973**.

¹⁵⁰Taken from larger listings, in Pearson, R.G. Ref. 149.

¹⁵¹Pearson, R.G. *Inorg. Chem.* **1988**, *27*, 734; *J. Org. Chem.* **1989**, *54*, 1423. See also, Orsky, A.R.; Whitehead M.A. *Can. J. Chem.* **1987**, *65*, 1970.

¹⁵²For a computational study of proton and electron affinities see Sauers, R.R. *Tetrahedron* **1999**, *55*, 10013.

TABLE 8.3. Hard and Soft Acids and Bases¹⁵⁰

Hard Bases	Soft Bases	Borderline Cases
H ₂ O AcO ⁻	OH ⁻ F ⁻ SO ₄ ²⁻ N ₃ ⁻	R _s S RSH RS ⁻ ArNH ₂ C ₅ H ₅ N Cl ⁻ I ⁻ R ₃ P (RO) ₃ P Br
CO ₃ ²⁻ RO ⁻ RNH ₂	NO ₃ ⁻ R ₂ O H ⁻	ROH CN ⁻ RCN CO NO ₂ ⁻ NH ₃ C ₂ H ₄ C ₆ H ₆ R ⁻
Hard Acids	Soft Acids	Borderline Cases
H ⁺	Li ⁺ Co ²⁺	Na ⁺ Cu ⁺ Ag ⁺ Pd ²⁺ Fe ²⁺ Cu ²⁺
K ⁺	Mg ²⁺ Sn ²⁺	Ca ²⁺ Pt ²⁺ Hg ²⁺ BH ₃ Zn ²⁺ Sb ³⁺
Al ³⁺	Ci ²⁺ BMe ₃	Fe ³⁺ GaCl ₃ I ₂ Br ₂ Bi ³⁺ SO ₂
BF ₃	B(OR) ₃ R ₃ C ⁺	AlMe ₃ CH ₂ Carbenes NO ⁺ GaH ₃
AlCl ₃ RCO ⁺	AlH ₃ CO ₂	SO ₃ C ₆ H ₅ ⁺
HX (hydrogen-bonding molecules)		

η . Values of η for some molecules and ions are given in Table 8.4.¹⁵³ Note that the proton, which is involved in all Brønsted acid–base reactions, is the hardest acid listed, with $\eta = \infty$ (it has no ionization potential). The above equation cannot be applied to anions, because electron affinities cannot be measured for them. Instead, the assumption is made that η for an anion X⁻ is the same as that for the radical X[•].¹⁵⁴ Other methods are also needed to apply the treatment to polyatomic cations.¹⁵⁴

Once acids and bases have been classified as hard or soft, a simple rule can be given: *hard acids prefer to bond to hard bases, and soft acids prefer to bond to soft bases (the HSAB principle)*.¹⁵⁵ The rule has nothing to do with acid or base *strength* but merely says that the product A–B will have extra stability if both A and B are hard or if both are soft. Another rule is that a soft Lewis acid and a soft Lewis base tend to form a covalent bond, while a hard acid and a hard base tend to form ionic bonds.

One application of the first rule given above is found in complexes between alkenes or aromatic compounds and metal ions (p. 376). Alkenes and aromatic rings

¹⁵³Note that there is not always a strict correlation between the values in Table 8.3 and the categories of Table 8.2.

¹⁵⁴Pearson, R.G. *J. Am. Chem. Soc.* **1988**, *110*, 7684.

¹⁵⁵For proofs of this principle, see Chattaraj, P.K.; Lee, H.; Parr, R.G. *J. Am. Chem. Soc.* **1991**, *113*, 1855.


TABLE 8.4. Some Absolute Hardness Values in Electron Volts¹⁵¹

Cations		Molecules		Anions ^b	
Ion	η	Compound	η	Ion	η
H ⁺	∞	HF	11.0	F ⁻	7.0
Al ³⁺	45.8	CH ₄	10.3	H ⁻	6.4
Li ⁺	35.1	BF ₃	9.7	OH ⁻	5.7
Mg ²⁺	32.6	H ₂ O	9.5	NH ₂ ⁻	5.3
Na ⁺	21.1	NH ₃	8.2	CN ⁻	5.1
Ca ²⁺	19.5	HCN	8.0	CH ₃ ⁻	4.9
K ⁺	13.6	(CH ₃) ₂ O	8.0	Cl ⁻	4.7
Zn ²⁺	10.9	CO	7.9	CH ₃ CH ₂ ⁻	4.4
Cr ³⁺	9.1	C ₂ H ₂	7.0	Br ⁻	4.2
Cu ²⁺	8.3	(CH ₃) ₃ N	6.3	C ₆ H ₅ ⁻	4.1
Pt ²⁺	8.0	H ₂ S	6.2	SH ⁻	4.1
Sn ²⁺	7.9	C ₂ H ₄	6.2	(CH ₃) ₂ CH ⁻	4.0
Hg ²⁺	7.7	(CH ₃) ₂ S	6.0	I ⁻	3.7
Fe ²⁺	7.2	(CH ₃) ₃ P	5.9	(CH ₃) ₃ C ⁻	3.6
Pd ²⁺	6.8	CH ₃ COCH ₃	5.6		
Cu ⁺	6.3	C ₆ H ₆	5.3		
		HI	5.3		
		C ₅ H ₅ N	5.0		
		C ₆ H ₅ OH	4.8		
		CH ₂ ^a	4.7		
		C ₆ H ₅ SH	4.6		
		Cl ₂	4.6		
		C ₆ H ₅ NH ₂	4.4		
		Br ₂	4.0		
		I ₂	3.4		

^aFor singlet state.

^bThe same as for the corresponding radical.

are soft bases and should prefer to complex with soft acids. Thus, Ag⁺, Pt²⁺, and Hg²⁺ complexes are common, but complexes of Na⁺, Mg²⁺, or Al³⁺ are rare. Chromium complexes are also common, but in such complexes the chromium is in a low or zero oxidation state (which softens it) or attached to other soft ligands. In another application, we may look at this reaction:



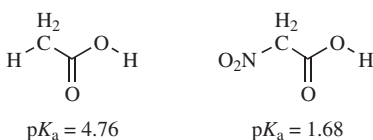
The HSAB principle predicts that the equilibrium should lie to the right, because the hard acid CH₃CO⁺ should have a greater affinity for the hard base RO⁻ than for the soft base RS⁻. Indeed, thiol esters are easily cleaved by RO⁻ or hydrolyzed

by dilute base (OH^- is also a hard base).¹⁵⁶ Another application of the rule is discussed on p. 493.¹⁵⁷ The HSAB principles have been applied to analyze the reactivity of ketone and ester enolates,¹⁵⁸ and in analyzing catalyst selectivity in synthesis.¹⁵⁹

THE EFFECTS OF STRUCTURE ON THE STRENGTHS OF ACIDS AND BASES¹⁶⁰

The structure of a molecule can affect its acidity or basicity in a number of ways. Unfortunately, in most molecules two or more of these effects (as well as solvent effects) are operating, and it is usually very difficult or impossible to say how much each effect contributes to the acid or base strength.¹⁶¹ Small differences in acidity or basicity between similar molecules are particularly difficult to interpret. It is well to be cautious when attributing them to any particular effect.

1. *Field Effects.* These were discussed on p. 19. In general, changes in substituents can have an effect on acidity. As an example of the influence of field effects on acidity, we may compare the acidity of acetic acid and nitroacetic acid:



The only difference in the structure of these molecules is the substitution of NO_2 for H. Since NO_2 is a strongly electron-withdrawing group, it withdraws electron density from the negatively charged COO^- group in the anion of

¹⁵⁶Wolman, Y., in Patai, S. *The Chemistry of the Thiol Group*, pt. 2, Wiley, NY, 1974, p. 677; Maskill, H. *The Physical Basis of Organic Chemistry*, Oxford University Press, Oxford 1985, p. 159.

¹⁵⁷See also Bochkov, A.F. *J. Org. Chem. USSR* 1986, 22, 1830, 1837.

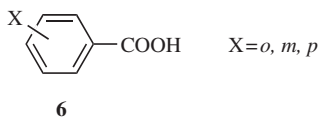
¹⁵⁸Méndez, F.; Gázquez, J.L. *J. Am. Chem. Soc.* 1994, 116, 9298.

¹⁵⁹Woodward, S. *Tetrahedron* 2002, 58, 1017.

¹⁶⁰For a monograph, see Hine, J. *Structural Effects on Equilibria in Organic Chemistry*, Wiley, NY, 1975. For reviews, see Taft, R.W. *Prog. Phys. Org. Chem.* 1983, 14, 247; Petrov, E.S. *Russ. Chem. Rev.* 1983, 52, 1144 (NH acids); Bell, R.P. *The Proton in Chemistry*, 2nd ed., Cornell University Press, Ithaca, NY, 1973, pp. 86–110; Barlin, G.B.; Perrin, D.D., in Bentley, K.W.; Kirby, G.W. *Elucidation of Organic Structures by Physical and Chemical Methods*, 2nd ed. (Vol. 4 of Weissberger, A. *Techniques of Chemistry*), pt. 1; Wiley, NY, 1972, pp. 611–676. For discussions, see Bolton, P.D.; Hepler, L.G. *Q. Rev. Chem. Soc.* 1971, 25, 521; Barlin, G.B.; Perrin, D.D. *Q. Rev. Chem. Soc.* 1966, 20, 75; Thirot, G. *Bull. Soc. Chim. Fr.* 1967, 3559; Liler, M. *Reaction Mechanisms in Sulfuric acid*, Academic Press, NY, 1971, pp. 59–144. For a monograph on methods of estimating pK values by analogy, extrapolation, and so on, see Perrin, D.D.; Dempsey, B.; Serjeant, E.P. *pK_a Prediction for Organic Acids and Bases*, Chapman and Hall, NY, 1981.

¹⁶¹The varying degrees by which the different factors that affect gas-phase acidities of 25 acids has been calculated: Taft, R.W.; Koppel, I.A.; Topsom, R.D.; Anvia, F. *J. Am. Chem. Soc.* 1990, 112, 2047.

nitroacetic acid (compared with the anion of acetic acid) and, as the pK_a values indicate, nitroacetic acid is ~ 1000 times stronger than acetic acid.¹⁶² Any effect that results in electron withdrawal from a negatively charged center is a stabilizing effect because it spreads the charge. Thus, $-I$ groups increase the acidity of uncharged acids, such as acetic because they spread the negative charge of the anion. However, $-I$ groups also increase the acidity of any acid, no matter what the charge. For example, if the acid has a charge of $+1$ (and its conjugate base is therefore uncharged), a $-I$ group destabilizes the positive center (by increasing and concentrating the positive charge) of the acid, a destabilization that will be relieved when the proton is lost. In general, we may say that *groups that withdraw electrons by the field effect increase acidity and decrease basicity, while electron-donating groups act in the opposite direction.* Another example is the molecule $(C_6F_5)_3CH$, which has three strongly electron-withdrawing C_6F_5 groups and a pK_a of 16,¹⁶³ compared with Ph_3CH , with a pK_a of 31.5 (Table 8.1), an acidity enhancement of $\sim 10^{15}$. Table 8.5 shows pK_a values for some acids. An approximate idea of field effects can be obtained from this table. In the case of the chlorobutyric acids note how the effect decreases with distance. It must be remembered, however, that field effects are not the sole cause of the acidity differences noted and that in fact solvation effects may be more important in many cases (see pp. 390–394).¹⁶⁴ The influence of various substituents on the acidity of acetic acid has been calculated,¹⁶⁵ Substituent effects for weak acids, such as phenols and benzyl alcohols, have been discussed.¹⁶⁶



Field effects are important in benzoic acid derivatives, and the pK_a of the acid will vary with the nature and placement of the “X” group in **6**.¹⁶⁷ The pK_a of 3-OMe **6** is 5.55, but 4-OMe **6** is 6.02 in 50% aq. methanol,¹⁶⁸ compared with a pK_a of 5.67 when $X = H$. When $X = 4-NO_2$, the pK_a is 4.76 and 4-Br is 5.36.¹⁵⁷ The pK_a of 2,6-diphenylbenzoic acid is 6.39.¹⁶⁹

¹⁶²For a review of the enhancement of acidity by NO_2 , see Lewis, E.S., in Patai, S. *The Chemistry of Functional Groups, Supplement F*, pt. 2, Wiley, NY, **1982**, pp. 715–729.

¹⁶³Filler, R.; Wang, C. *Chem. Commun.* **1968**, 287.

¹⁶⁴For discussions, see Edward, J.T. *J. Chem. Educ.* **1982**, 59, 354; Schwartz, L.M. *J. Chem. Educ.* **1981**, 58, 778.

¹⁶⁵Headley, A.D.; McMurry, M.E.; Starnes, S.D. *J. Org. Chem.* **1994**, 59, 1863.

¹⁶⁶Wiberg, K.B. *J. Org. Chem.* **2003**, 68, 875.

¹⁶⁷For calculated gas-phase acidities of substituted benzoic acids, see Wiberg, K. B. *J. Org. Chem.* **2002**, 67, 4787.

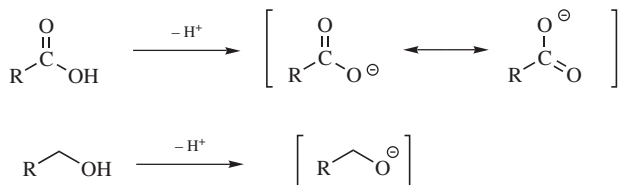
¹⁶⁸DeMaria, P.; Fontana, A.; Spinelli, D.; Dell’Erba, C.; Novi, M.; Petrillo, G.; Sancassan, F. *J. Chem. Soc. Perkin Trans. 2* **1993**, 649.

¹⁶⁹Chen, C.-T.; Siegel, J.S. *J. Am. Chem. Soc.* **1994**, 116, 5959. Several 2,6-diaryl derivatives are also reported. See also Sotomatsu, T.; Shigemura, M.; Murata, Y.; Fujita, T. *Bull. Chem. Soc. Jpn.* **1992**, 65, 3157.

TABLE 8.5. The p*K* Values for Some Acids⁴⁰

Acid	p <i>K</i>	Acid	p <i>K</i>
HCOOH	3.77	ClCH ₂ COOH	2.86
CH ₃ COOH	4.76	Cl ₂ CHCOOH	1.29
CH ₃ CH ₂ COOH	4.88	Cl ₃ COOH	0.65
CH ₃ (CH ₂) _n COOH (<i>n</i> = 2–7)	4.82–4.95	O ₂ NCH ₂ COOH	1.68
(CH ₃) ₂ CHCOOH	4.86	(CH ₃) ₃ N ^H CH ₂ COOH	1.83
(CH ₃) ₃ CCOOH	5.05	HOOCCH ₂ COOH	2.83
		PhCH ₂ COOH	4.31
FCH ₂ COOH	2.66		
ClCH ₂ COOH	2.86	⁻ OOCCH ₂ COOH	5.69
BrCH ₂ COOH	2.86		
ICH ₂ COOH	3.12	⁻ O ₃ SCH ₂ COOH	4.05
		HOCH ₂ COOH	3.83
ClCH ₂ CH ₂ CH ₂ COOH	4.52	H ₂ C=CHCH ₂ COOH	4.35
CH ₃ CHClCH ₂ COOH	4.06		
CH ₃ CH ₂ CHClCOOH	2.84		

2. *Resonance Effects.* Resonance that stabilizes a base but not its conjugate acid results in the acid having a higher acidity than otherwise expected and vice versa. An example is found in the higher acidity of carboxylic acids¹⁷⁰ compared with primary alcohols.

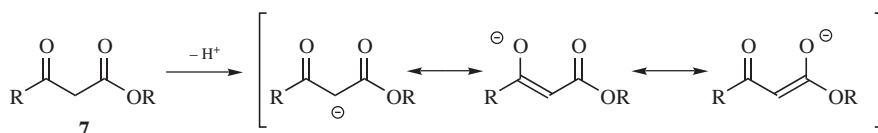


The RCOO⁻ ion is stabilized by resonance not available to the RCH₂O⁻ ion (or to RCOOH).¹⁷¹ Note that the RCOO⁻ is stabilized not only by the fact that there are two equivalent canonical forms, but also by the fact that the negative charge is spread over both oxygen atoms and is therefore less

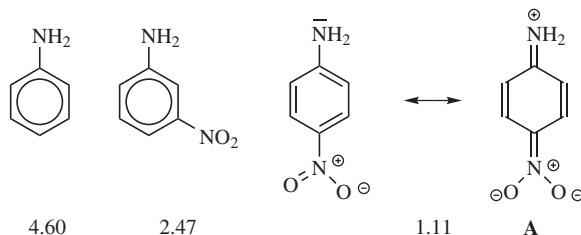
¹⁷⁰See Exner, O.; Čársky, P. *J. Am. Chem. Soc.* **2001**, *123*, 9564. See also, Liptak, M.D.; Shields, G.C. *J. Am. Chem. Soc.* **2001**, *123*, 7314.

¹⁷¹It has been contended that resonance delocalization plays only a minor role in the increased strength of carboxylic acids compared to alcohols, and the "...higher acidity of acids arises principally because the electrostatic potential of the acidic hydrogens is more positive in the neutral acid molecule...": Siggel, M.R.; Streitwieser, Jr., A.; Thomas, T.D. *J. Am. Chem. Soc.* **1988**, *110*, 8022; Thomas, T.D.; Carroll, T.X.; Siggel, M.R. *J. Org. Chem.* **1988**, *53*, 1812. For contrary views, see Exner, O. *J. Org. Chem.* **1988**, *53*, 1810; Dewar, M.J.S.; Krull, K.L. *J. Chem. Soc. Chem. Commun.* **1990**, 333; Perrin, D.D. *J. Am. Chem. Soc.* **1991**, *113*, 2865. See also, Godfrey, M. *Tetrahedron Lett.* **1990**, *31*, 5181.

concentrated than in RCH_2O^- . The same effect is found in other compounds containing a $\text{C}=\text{O}$ or CN group. Thus amides RCONH_2 are more acidic than amines RCH_2NH_2 ; esters $\text{RCH}_2\text{-COOR}'$ than ethers $\text{RCH}_2\text{CH}_2\text{OR}'$; and ketones $\text{RCH}_2\text{COR}'$ than alkanes $\text{RCH}_2\text{CH}_2\text{R}'$ (Table 8.1). The effect is enhanced when two carbonyl groups are attached to the same carbon (because of additional resonance and spreading of charge); for example, β -keto esters (see **7**) are more acidic than simple ketones or carboxylic esters (Table 8.1). The influence of substituents in the α -position of substituted ethyl acetate derivatives has been studied.¹⁷² Extreme examples of this effect are found in the molecules tricyanomethane $(\text{NC})_3\text{CH}$, with a $\text{p}K_a$ of -5 (Table 8.1, p. 359), and 2-(dicyanomethylene)-1,1,3,3-tetracyanopropene $(\text{NC})_2\text{C}=\text{C}[\text{CH}(\text{CN})_2]_2$, whose first $\text{p}K_a$ is below -8.5 and whose second $\text{p}K_a$ is -2.5 .



Resonance effects are also important in aromatic amines. *m*-Nitroaniline is a weaker base than aniline, a fact that can be accounted for by the $-I$ effect of the nitro group. But *p*-nitroaniline is weaker still, though the $-I$ effect should be less because of the greater distance. It is noted that the $\text{p}K_a$ values reported are those of the conjugate acid, the ammonium ion.¹⁷³ We can explain this result by taking into account the canonical form **A**. Because **A** contributes to the resonance hybrid,¹⁷⁴ the electron density of the unshared pair is lower in *p*-nitroaniline than in *m*-nitroaniline, where a canonical form such as **A** is impossible. The basicity is lower in the



para compound for two reasons, both caused by the same effect: (1) the unshared pair is less available for attack by a proton, and (2) when the conjugate acid is formed, the resonance stabilization afforded by **A** is no longer available because the previously unshared pair is now being shared by the proton. The acidity of phenols is affected by substituents in a similar manner.¹⁷⁵

¹⁷²Goumont, R.; Magnier, E.; Kizilian, E.; Terrier, F. *J. Org. Chem.* **2003**, *68*, 6566.

¹⁷³Smith, J.W. in Patai, S. *The Chemistry of the Amino Group*; Wiley, NY, **1968**, pp. 161–204.

¹⁷⁴See, however, Lipkowitz, K.B. *J. Am. Chem. Soc.* **1982**, *104*, 2647; Krygowski, T.M.; Maurin, J. *J. Chem. Soc. Perkin Trans. 2* **1989**, 695.

¹⁷⁵Liptak, M.D.; Gross, K.C.; Seybold, P.G.; Feldus, S.; Shields, G.C. *J. Am. Chem. Soc.* **2002**, *124*, 6421.

In general, resonance effects lead to the same result as field effects. That is, here too, electron-withdrawing groups increase acidity and decrease basicity, and electron-donating groups act in the opposite manner. As a result of both resonance and field effects, charge dispersal leads to greater stability.

3. Periodic Table Correlations. When comparing Brønsted acids and bases that differ in the position of an element in the periodic table:

- a. Acidity increases and basicity decreases in going from left to right across a row of the Periodic table. Thus acidity increases in the order $\text{CH}_4 < \text{NH}_3 < \text{H}_2\text{O} < \text{HF}$, and basicity decreases in the order $\text{CH}_3^- > \text{NH}_2^- > \text{OH}^- > \text{F}^-$. This behavior can be explained by the increase in electronegativity upon going from left to right across the table. It is this effect that is responsible for the great differences in acidity between carboxylic acids, amides, and ketones: $\text{RCOOH} \gg \text{RCONH}_2 \gg \text{RCOCH}_3$.
- b. Acidity increases and basicity decreases in going down a column of the periodic table, despite the decrease in electronegativity. Thus acidity increases in the order $\text{HF} < \text{HCl} < \text{HBr} < \text{HI}$ and $\text{H}_2\text{O} < \text{H}_2\text{S}$, and basicity decreases in the order $\text{NH}_3 > \text{PH}_3 > \text{AsH}_3$. This behavior is related to the size of the species involved. Thus, for example, F^- , which is much smaller than I^- , attracts a proton much more readily because its negative charge occupies a smaller volume and is therefore more concentrated (note that F^- is also much harder than I^- and is thus more attracted to the hard proton; see p. \$\$\$). This rule does not always hold for positively charged acids. Thus, although the order of acidity for the group 16 hydrides is $\text{H}_2\text{O} < \text{H}_2\text{S} < \text{H}_2\text{Se}$, the acidity order for the positively charged ions is $\text{H}_3\text{O}^+ > \text{H}_3\text{S}^+ > \text{H}_3\text{Se}^+$.¹⁷⁶

Lewis acidity is also affected by Periodic table considerations. In comparing acid strengths of Lewis acids of the form MX_n :¹⁴⁶

- c. Acids that require only one electron pair to complete an outer shell are stronger than those that require two. Thus GaCl_3 is stronger than ZnCl_2 . This results from the relatively smaller energy gain in adding an electron pair that does not complete an outer shell and from the buildup of negative charge if two pairs come in.
- d. Other things being equal, the acidity of MX_n decreases in going down the periodic table because as the size of the molecule increases, the attraction between the positive nucleus and the incoming electron pair is weaker. Thus BCl_3 is a stronger acid than AlCl_3 .¹⁷⁷

4. Statistical Effects. In a symmetrical diprotic acid, the first dissociation constant is twice as large as expected since there are two equivalent ionizable

¹⁷⁶Taft, R.W. *Prog. Phys. Org. Chem.* **1983**, *14*, 247, see pp. 250–254.

¹⁷⁷Note that Lewis acidity *decreases*, whereas Brønsted acidity *increases*, going down the table. There is no contradiction here when we remember that in the Lewis picture the actual acid in all Brønsted acids is the same, namely, the proton. In comparing, say, HI and HF, we are not comparing different Lewis acids but only how easily F^- and I^- give up the proton.

TABLE 8.6. Bases Listed in Increasing Order of Base Strength when Compared with Certain Reference Acids

Increasing Order of Base Strength ^a	Reference Acid			
	H ⁺ or BMe ₃	BMe ₃	B(CMe ₃) ₃	
	NH ₃	Et ₃ N	Me ₃ N	Et ₃ N
	Me ₃ N	NH ₃	Me ₂ NH	Et ₂ NH
	MeNH ₂	Et ₂ NH	NH ₃	EtNH ₂
	Me ₂ NH	EtNH ₂	MeNH ₂	NH ₃

^aThe order of basicity (when the reference acids were boranes) was determined by the measurement of dissociation pressures

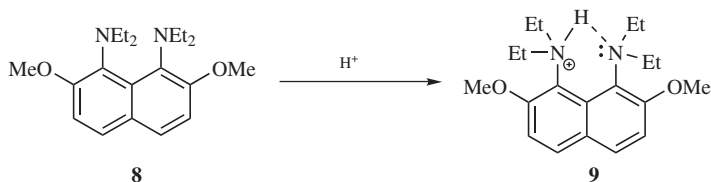
hydrogens, while the second constant is only half as large as expected because the conjugate base can accept a proton at two equivalent sites. So K_1/K_2 should be 4, and approximately this value is found for dicarboxylic acids where the two groups are sufficiently far apart in the molecule that they do not influence each other. A similar argument holds for molecules with two equivalent basic groups.¹⁷⁸

- Hydrogen Bonding.** Internal hydrogen bonding can greatly influence acid or base strength. For example, the pK for *o*-hydroxybenzoic acid is 2.98, while the value for the para isomer is 4.58. Internal hydrogen bonding between the OH and COO⁻ groups of the conjugate base of the ortho isomer stabilizes it and results in an increased acidity.
- Steric Effects.** The proton itself is so small that direct steric hindrance is seldom encountered in proton transfers. Steric effects are much more common in Lewis acid–base reactions in which larger acids are used. Spectacular changes in the order of base strength have been demonstrated when the size of the acid was changed. Table 8.6 shows the order of base strength of simple amines when compared against acids of various size.¹⁷⁹ It can be seen that the usual order of basicity of amines (when the proton is the reference acid) can be completely inverted by using a large enough acid. The strain caused by formation of a covalent bond when the two atoms involved each have three large groups is called *face strain* or *F strain*.

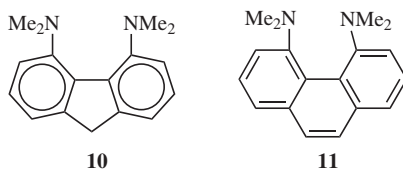
Steric effects can indirectly affect acidity or basicity by affecting the resonance (see p. 48). For example, *o*-*tert*-butylbenzoic acid is ~10 times as strong as the para isomer, because the carboxyl group is forced out of the plane by the *tert*-butyl group. Indeed, virtually all ortho benzoic acids are stronger than the corresponding para isomers, regardless of whether the group on the ring is electron-donating or electron-withdrawing.

¹⁷⁸The effect discussed here is an example of a symmetry factor. For an extended discussion, see Ebersson, L., in Patai, S. *The Chemistry of Carboxylic Acids and Esters*, Wiley, NY, **1969**, pp. 211–293.

¹⁷⁹Brown, H.C. *J. Am. Chem. Soc.* **1945**, *67*, 378, 1452, *Boranes in Organic Chemistry*, Cornell University Press, Ithaca, NY, **1972**, pp. 53–64. See also, Brown, H.C.; Krishnamurthy, S.; Hubbard, J.L. *J. Am. Chem. Soc.* **1978**, *100*, 3343.



Steric effects can also be caused by other types of strain. 1,8-Bis(diethylamino)-2,7-dimethoxynaphthalene (**8**) is an extremely strong base for a tertiary amine (pK_a of the conjugate acid = 16.3; compare *N,N*-dimethylaniline, pK_a = 5.1), but proton transfers to and from the nitrogen are exceptionally slow; slow enough to be followed by a UV spectrophotometer.¹⁸⁰ Compound **8** is severely strained because the two nitrogen lone pairs are forced to be near each other.¹⁸¹ Protonation relieves the strain: one lone pair is now connected to a hydrogen, which forms a hydrogen bond to the other lone pair (shown in **9**).



The same effects are found in 4,5-bis(dimethylamino)fluorene (**10**)¹⁸² and 4,5-bis(dimethylamino)phenanthrene (**11**).¹⁸³ Compounds, such as **8**, **10**, and **11**, are known as *proton sponges*.¹⁸⁴ The basicity of proton sponge has been calculated as the sum of the proton affinity¹⁵² of an appropriate reference monoamine, the strain released on protonation, and the energy of the intramolecular hydrogen bond formed on protonation.¹⁸⁵ Another type of proton sponge is quino[7,8-*h*]quinoline (**12**).¹⁸⁶ Protonation of this compound also gives a stable mono-protonated ion similar to **9**, but the steric hindrance found in **8**, **10**, and **11** is absent. Therefore, **12** is a much stronger base than quinoline (**13**) (pK_a values of the conjugate acids are 12.8 for **12** and 4.9 for **13**), but proton transfers are not abnormally slow. A cyclam-like macrocyclic

¹⁸⁰Barnett, G.H.; Hibbert, F. *J. Am. Chem. Soc.* **1984**, *106*, 2080; Hibbert, F.; Simpson, G.R. *J. Chem. Soc. Perkin Trans. 2* **1987**, 243, 613.

¹⁸¹For a review of the effect of strain on amine basicities, see Alder, R.W. *Chem. Rev.* **1989**, *89*, 1215.

¹⁸²Staab, H.A.; Saupe, T.; Krieger, C. *Angew. Chem. Int. Ed.* **1983**, *22*, 731.

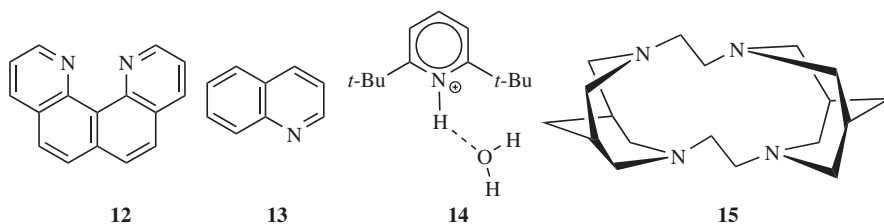
¹⁸³Saupe, T.; Krieger, C.; Staab, H.A. *Angew. Chem. Int. Ed.* **1986**, *25*, 451.

¹⁸⁴For a review, see Staab, H.A.; Saupe, T. *Angew. Chem. Int. Ed.* **1988**, *27*, 865.

¹⁸⁵Howard, S.T. *J. Am. Chem. Soc.* **2000**, *122*, 8238.

¹⁸⁶Krieger, C.; Newsom, I.; Zirnstein, M.A.; Staab, H.A. *Angew. Chem. Int. Ed.* **1989**, *28*, 84. See also, Schwesinger, R.; Missfeldt, M.; Peters, K.; Schnering, H.G. von *Angew. Chem. Int. Ed.* **1987**, *26*, 1165; Alder, R.W.; Eastment, P.; Hext, N.M.; Moss, R.E.; Orpen, A.G.; White, J.M. *J. Chem. Soc. Chem. Commun.* **1988**, 1528; Staab, H.A.; Zirnstein, M.A.; Krieger, C. *Angew. Chem. Int. Ed.* **1989**, *28*, 86.

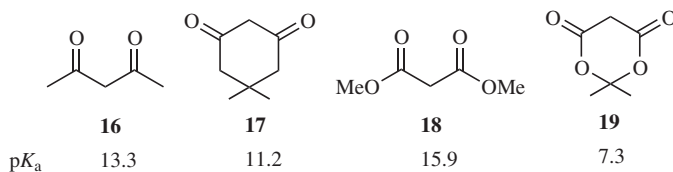
tetramine (**15**) was prepared by a coupling reaction of bispidine, and was shown to be a new class of proton sponge.¹⁸⁷



Chiral Lewis acids are known. Indeed, an air stable and storable chiral Lewis acid catalyst has been prepared, a chiral zirconium catalyst combined with molecular sieves powder.¹⁸⁸ Association of a bulky silicon group with the bis(trifluoromethanesulfonyl)imide anion leads to enhancement of the electrophilic character of R_3SiNTf_2 . The presence of a chiral substituent derived from (–)-myrtenal on the silicon atom led to a chiral silicon Lewis acid.¹⁸⁹

Another type of steric effect is the result of an entropy effect. The compound 2,6-di-*tert*-butylpyridine is a weaker base than either pyridine or 2,6-dimethylpyridine.¹⁹⁰ The reason is that the conjugate acid (**14**) is less stable than the conjugate acids of non-sterically hindered pyridines. In all cases, the conjugate acids are hydrogen bonded to a water molecule, but in the case of **14** the bulky *tert*-butyl groups restrict rotations in the water molecule, lowering the entropy.¹⁹¹

The conformation of a molecule can also affect its acidity. The following pK_a values were determined for these compounds:¹⁹²



Since ketones are stronger acids than carboxylic esters (Table 8.1), we are not surprised that **16** is a stronger acid than **18**. But cyclization of **16** to **17** increases the acidity by only 2.1 pK units while cyclization of **18** to **19**

¹⁸⁷Miyahara, Y.; Goto, K.; Inazu, T. *Tetrahedron Lett.* **2001**, 42, 3097.

¹⁸⁸Ueno, M.; Ishitani, H.; Kobayashi, S. *Org. Lett.* **2002**, 4, 3395.

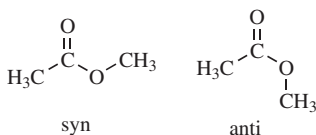
¹⁸⁹Mathieu, B.; de Fays, L.; Ghosez, L. *Tetrahedron Lett* **2000**, 41, 9651

¹⁹⁰Brown, H.C.; Kanner, B. *J. Am. Chem. Soc.* **1953**, 75, 3865; **1966**, 88, 986.

¹⁹¹Hopkins, Jr., H.P.; Janagirdar, D.V.; Moulik, P.S.; Aue, D.H.; Webb, H.M.; Davidson, W.R.; Pedley, M.D. *J. Am. Chem. Soc.* **1984**, 106, 4341; Meot-Ner, M.; Smith, S.C. *J. Am. Chem. Soc.* **1991**, 113, 862, and references cited therein. See also, Benoit, R.L.; Fréchet, M.; Lefebvre, D. *Can. J. Chem.* **1988**, 66, 1159.

¹⁹²Arnett, E.M.; Harrelson Jr., J.A. *J. Am. Chem. Soc.* **1987**, 109, 809.

increases it by 8.6 units. Indeed, it has long been known that **19** (called *Meldrum's acid*) is an unusually strong



acid for a 1,3-diester. In order to account for this very large cyclization effect, molecular-orbital calculations were carried out two conformations of methyl acetate and of its enolate ion by two groups.¹⁹³ Both found that loss of a proton is easier by $\sim 5 \text{ kcal mol}^{-1}$ (21 kJ mol^{-1}) for the syn than for the anti conformer of the ester. In an acyclic molecule like **18**, the preferred conformations are anti, but in Meldrum's acid (**19**) the conformation on both sides is constrained to be syn.

Facial differences in proton reactivity can lead to enantioselective deprotonation. A more common way to achieve enantioselective deprotonation is to use a chiral base and/or a chiral complexing agent. Enantioselective deprotonation in cyclic ketones has been studied.¹⁹⁴ Enantioselective deprotonation with heterodimer bases has been studied.¹⁹⁵

When a Lewis acid coordinates to a base, the resulting complex can have conformational properties that influence reactivity. Coordination of SnCl_4 with aldehydes and esters, for example, leads to a complex where the conformation is determined by interactions of the $\text{C}=\text{O}\cdots\text{SnCl}_4$ unit with substituents attached to the carbonyl.¹⁹⁶

7. Hybridization. An *s* orbital has a lower energy than a *p* orbital. Therefore the energy of a hybrid orbital is lower the more *s* character it contains. It follows that a carbanion at an *sp* carbon is more stable than a corresponding carbanion at an *sp*² carbon. Thus $\text{HC}\equiv\text{C}^-$, which has more *s* character in its unshared pair than $\text{CH}_2=\text{CH}^-$ or CH_3CH_2^- (*sp* vs. *sp*² vs. *sp*³, respectively), is a much weaker base. This explains the relatively high acidity of acetylenes and HCN. Another example is that alcohol and ether oxygens, where the unshared pair is *sp*³, are more strongly basic than carbonyl oxygens, where the unshared pair is *sp*² (Table 8.1).

A recent development in understanding the reactivity of bases has focused on their structures in solution and in the crystalline state. Due to the importance of dialkyl amide bases, there is a significant body of work, led by Williard and by Collum, that has attempted to understand the structures of

¹⁹³Wang, X.; Houk, K.N. *J. Am. Chem. Soc.* **1988**, *110*, 1870; Wiberg, K.B.; Laidig, K.E. *J. Am. Chem. Soc.* **1988**, *110*, 1872.

¹⁹⁴Majewski, M.; Wang, F. *Tetrahedron* **2002**, *58*, 4567.

¹⁹⁵Amedjkouh, M. *Tetrahedron Asym.* **2004**, *15*, 577.

¹⁹⁶Gung, B.W.; Yanik, M.M. *J. Org. Chem.* **1996**, *61*, 947.

these reactive molecules. It is clear that they are aggregates. Note that the simplest member of the amide base family, lithium amide (LiNH_2) was shown to be monomeric and unsolvated, as determined using a combination of gas-phase synthesis and millimeter–submillimeter wave spectroscopy.¹⁹⁷ Note that monomeric LiNH_2 and LiNMe_2 are planar.¹⁹⁸ Lithium diisopropylamide (LiNiPr_2 , LDA) was isolated from a THF solution and X-ray crystallography revealed a dimeric structure (**20**; $\text{R} = i\text{Pr}$, $\text{S} = \text{THF}$) in the solid state.¹⁹⁹ Lithium diisopropylamide was also shown to be a dimer in solutions of THF²⁰⁰ and/or HMPA (see **20**, $\text{R} = i\text{Pr}$ and $\text{S} = \text{THF}$, HMPA).²⁰¹ In the presence of HMPA, many derivatives **20** tend to be mixed aggregates.²⁰² Extremely hindered LiNR_2 ($\text{R} = 2\text{-adamantyl}$) are monomeric under all conditions.²⁰³ In hydrocarbon solvents, lithium tetramethylpiperidide [LTMP, $\text{RR}'\text{NLi}$ where $\text{RR}' = -\text{CMe}_2(\text{CH}_2)_3\text{C}(\text{Me}_2)-$] forms cyclic trimers and tetramers, with the tetrameric species predominating.²⁰⁴ In THF, lithium hexamethyldisilazide [LHMDS, $(\text{Me}_3\text{Si})_2\text{NLi}$] forms a five-coordinate tetrasolvate $[(\text{Me}_3\text{Si})_2\text{NLi}(\text{thf})_4]$,²⁰⁵ but in ether there is an equilibrium mixture of monomer and dimer.²⁰⁶ A review is available that discusses the solution structures of amide bases LiNR_2 .²⁰⁷ Chiral lithium amide bases are known and they show similar behavior in solution.²⁰⁸ Chelation effects are common in enantio-enriched amide bases, which also form aggregates.²⁰⁹ The aggregation state of lithium phenylacetonitrile has been studied.²¹⁰ Dianion aggregates can be generated, and in the case of the lithiation reaction of *N*-silyl allylamine, X-ray structure determination showed the presence of three

¹⁹⁷Grotjahn, D.B.; Sheridan, P.M.; Al Jihad, I.; Ziurys, L.M. *J. Am. Chem. Soc.* **2001**, *123*, 5489.

¹⁹⁸Fressigné, C.; Maddaluno, J.; Giessner-Prettre, C.; Silvi, B. *J. Org. Chem.* **2001**, *66*, 6476.

¹⁹⁹Williard P.G.; Salvino, J.M. *J. Org. Chem.* **1993**, *58*, 1. For a study of the oligomer structure of LDA at low ligand concentrations, see Rutherford, J.L.; Collum, D.B. *J. Am. Chem. Soc.* **2001**, *123*, 199.

²⁰⁰Ito, H.; Nakamura, T.; Taguchi, T.; Hanzawa, Y. *Tetrahedron Lett.* **1992**, *33*, 3769.

²⁰¹Aubrecht, K.B.; Collum, D.B. *J. Org. Chem.* **1996**, *61*, 8674.

²⁰²Romesberg, F.E.; Collum, D.B. *J. Am. Chem. Soc.* **1994**, *116*, 9198, 9187. For a study of other mixed aggregates see Thomas, R.D.; Huang, J. *J. Am. Chem. Soc.* **1999**, *121*, 11239.

²⁰³Sakuma, K.; Gilchrist, J.H.; Romesberg, F.E.; Cajthami, C.E.; Collum, D.B. *Tetrahedron Lett.* **1993**, *34*, 5213.

²⁰⁴Lucht, B.L.; Collum, D.B. *J. Am. Chem. Soc.* **1994**, *116*, 7949.

²⁰⁵Lucht, B.L.; Collum, D.B. *J. Am. Chem. Soc.* **1995**, *117*, 9863. See also, Lucht, B.L.; Collum, D.B. *J. Am. Chem. Soc.* **1996**, *118*, 2217, 3529. See Romesberg, F.E.; Bernstein, M.P.; Gilchrist, J.H.; Harrison, A.T.; Fuller, D.J.; Collum, D.B. *J. Am. Chem. Soc.* **1993**, *115*, 3475 for the structure in HMPA.

²⁰⁶Lucht, B.L.; Collum, D.B. *J. Am. Chem. Soc.* **1994**, *116*, 6009.

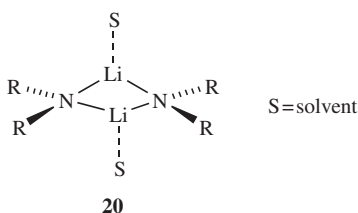
²⁰⁷Collum, D.B. *Acc. Chem. Res.* **1993**, *26*, 227. For NMR studies of LiNEt_2 and ring laddering see Rutherford, J.L.; Collum, D.B. *J. Am. Chem. Soc.* **1999**, *121*, 10198.

²⁰⁸Hilmersson, G.; Davidsson, Ö. *J. Org. Chem.* **1995**, *60*, 7660. See also, O'Brien, P. *J. Chem. Soc. Perkin Trans. 1* **1998**, 1439. See also, Sott, R.; Grandander, J.; Dinér, P.; Hilmersson, G. *Tetrahedron Asymm.* **2004**, *15*, 267.

²⁰⁹Arvidsson, P.I.; Hilmersson, G.; Ahlberg, P. *J. Am. Chem. Soc.* **1999**, *121*, 183.

²¹⁰Carlier, P.R.; Madura, J.D. *J. Org. Chem.* **2002**, *67*, 3832.

uniquely different aggregates.²¹¹ A mixed aggregate is formed when the lithium enolate of a ketone is mixed with a lithium amide.²¹²



Similar information is available for other bases. Lithium phenoxide (LiOPh) is a tetramer in THF.²¹³ Lithium 3,5-dimethylphenoxide is a tetramer in ether, but addition of HMPA leads to dissociation to a monomer.²¹⁴

Enolate anions are nucleophiles in reactions with alkyl halides (reaction **10-68**), with aldehydes and ketones (reactions **16-34**, **16-36**) and with acid derivatives (reaction **16-85**). Enolate anions are also bases, reacting with water, alcohols and other protic solvents, and even the carbonyl precursor to the enolate anion. Enolate anions exist as aggregates, and the effect of solvent on aggregation and reactivity of lithium enolate anions has been studied.²¹⁵ The influence of alkyl substitution on the energetics of enolate anions has been studied.²¹⁶

THE EFFECTS OF THE MEDIUM ON ACID AND BASE STRENGTH

Structural features are not the only factors that affect acidity or basicity. The same compound can have its acidity or basicity changed when the conditions are changed. The effect of temperature (p. 364) has already been mentioned. More important is the effect of the solvent, which can exert considerable influence on acid and base strengths by differential solvation.²¹⁷ If a base is more solvated than its conjugate acid, its stability is increased relative to the conjugate acid. For example,

²¹¹Williard, P. G.; Jacobson, M. A. *Org. Lett.* **2000**, 2, 2753. For the structure and bonding of dilithiodiamines see Pratt, L.M.; Mu, R. *J. Org. Chem.* **2004**, 69, 7519.

²¹²Sun, C.; Williard, P.G. *J. Am. Chem. Soc.* **2000**, 122, 7829. See also, Pratt, L.M.; Streitwieser, A. *J. Org. Chem.* **2003**, 68, 2830.

²¹³Jackman, L.M.; Çizmeciyani, D.; Williard, P.G.; Nichols, M.A. *J. Am. Chem. Soc.* **1993**, 115, 6262.

²¹⁴Jackman, L.M.; Chen, X. *J. Am. Chem. Soc.* **1992**, 114, 403.

²¹⁵Streitwieser, A.; Juaristi, E.; Kim, Y.-J.; Pugh, J.K. *Org. Lett.* **2000**, 2, 3839.

²¹⁶Alconcel, L.S.; Deyerl, H.-J.; Continetti, R.E. *J. Am. Chem. Soc.* **2001**, 123, 12675.

²¹⁷For reviews of the effects of solvent, see Epshtein, L.M.; Iogansen, A.V. *Russ. Chem. Rev.* **1990**, 59, 134; Dymaev, K.M.; Korolev, B.A. *Russ. Chem. Rev.* **1980**, 49, 1021. For a review of the effects of the solvent DMSO, see Taft, R.W.; Bordwell, F.G. *Acc. Chem. Res.* **1988**, 21, 463. For determination of pK_a values of various compounds in acetonitrile see Heemstra, J.M.; Moore, J.S. *Tetrahedron* **2004**, 60, 7287.

Table 8.6 shows that toward the proton, where steric effects are absent, methylamine is a stronger base than ammonia and dimethylamine is stronger still.²¹⁸ These results are easily explainable if one assumes that methyl groups are electron donating. However, trimethylamine, which should be even stronger, is a weaker base than dimethylamine or methylamine. This apparently anomalous behavior can be explained by differential hydration.²¹⁹ Thus, NH_4^+ is much better hydrated (by hydrogen bonding to the water solvent) than NH_3 because of its positive charge.²²⁰ It has been estimated that this effect contributes ~ 11 pK units to the base strength of ammonia.²²¹ When methyl groups replace hydrogen, this difference in hydration decreases²²² until, for trimethylamine, it contributes only ~ 6 pK units to the base strength.¹⁷⁹ Thus two effects act in opposite directions, the field effect increasing the basicity as the number of methyl groups increases and the hydration effect decreasing it. When the effects are added, the strongest base is dimethylamine and the weakest is ammonia. If alkyl groups are electron donating, one would expect that in the gas phase,²²³ where the solvation effect does not exist, the basicity order of amines toward the proton should be $\text{R}_3\text{N} > \text{R}_2\text{NH} > \text{RNH}_2 > \text{NH}_3$, and this has indeed been confirmed, for $\text{R} = \text{Me}$ as well as $\text{R} = \text{Et}$ and Pr .²²⁴ Aniline

²¹⁸For a review of the basicity of amines, see Smith, J.W., in Patai, S. *The Chemistry of the Amino Group*, Wiley, NY, 1968, pp. 161–204.

²¹⁹Trotman-Dickenson, A.F. *J. Chem. Soc.* **1949**, 1293; Pearson, R.G.; Williams, F.V. *J. Am. Chem. Soc.* **1954**, 76, 258; Hall, Jr., H.K. *J. Am. Chem. Soc.* **1957**, 79, 5441; Arnett, E.M.; Jones III, F.M.; Taagepera, M.; Henderson, W.G.; Beauchamp, J.L.; Holtz, D.; Taft, R.W. *J. Am. Chem. Soc.* **1972**, 94, 4724; Aue, D.H.; Webb, H.M.; Bowers, M.T. *J. Am. Chem. Soc.* **1972**, 94, 4726; **1976**, 98, 311, 318; Mucci, A.; Domain, R.; Benoit, R.L. *Can. J. Chem.* **1980**, 58, 953. See also Drago, R.S.; Cundari, T.R.; Ferris, D.C. *J. Org. Chem.* **1989**, 54, 1042.

²²⁰For discussions of the solvation of ammonia and amines, see Jones III, F.M.; Arnett, E.M. *Prog. Phys. Org. Chem.* **1974**, 11, 263; Grunwald, E.; Ralph, E.K. *Acc. Chem. Res.* **1971**, 4, 107.

²²¹Condon, F.E. *J. Am. Chem. Soc.* **1965**, 87, 4481, 4485.

²²²For two reasons: (1) the alkyl groups are poorly solvated by the water molecules, and (2) the strength of the hydrogen bonds of the BH^+ ions decreases as the basicity of B increases: Lau, Y.K.; Kebarle, P. *Can. J. Chem.* **1981**, 59, 151.

²²³For reviews of acidities and basicities in the gas phase, see Liebman, J.F. *Mol. Struct. Energ.* **1987**, 4, 49; Dixon, D.A.; Lias, S.G. *Mol. Struct. Energ.* 1987, 2, 269; Bohme, D.K., in Patai, S. *The Chemistry of Functional Groups, Supplement F*, pt. 2, Wiley, NY, **1982**, pp. 731–762; Bartmess, J.E.; McIver, Jr., R.T., in Bowers, M.T. *Gas Phase Ion Chemistry*, Vol. 2, Academic Press, NY, **1979**, pp. 88–121; Kabachnik, M.I. *Russ. Chem. Rev.* **1979**, 48, 814; Kebarle, P. *Annu. Rev. Phys. Chem.* **1977**, 28, 445; Arnett, E.M. *Acc. Chem. Res.* **1973**, 6, 404. For a comprehensive table of gas-phase basicities, see Lias, S.G.; Liebman, J.F.; Levin, R.D. *J. Phys. Chem. Ref. Data*, **1984**, 13, 695. See also the tables of gas-phase acidities and basicities in the following articles, and their cited references: Meot-Ner, M.; Kafafi, S.A. *J. Am. Chem. Soc.* **1988**, 110, 6297; Headley, A.D. *J. Am. Chem. Soc.* **1987**, 109, 2347; McMahon, T.B.; Kebarle, P. *J. Am. Chem. Soc.* **1985**, 107, 2612; **1977**, 99, 2222, 3399; Wolf, J.F.; Staley, R.H.; Koppel, I.; Bartmess, J.E.; Scott, J.A.; McIver, Jr., R.T. *J. Am. Chem. Soc.* **1979**, 101, 6046; Fujio, M.; McIver, Jr., R.T.; Taft, R.W. *J. Am. Chem. Soc.* **1981**, 103, 4017; Lau, Y.K.; Nishizawa, K.; Tse, A.; Brown, R.S.; Kebarle, P. *J. Am. Chem. Soc.* **1981**, 103, 6291.

²²⁴Munson, M.S.B. *J. Am. Chem. Soc.* **1965**, 87, 2332; Brauman, J.I.; Riveros, J.M.; Blair, L.K. *J. Am. Chem. Soc.* **1971**, 93, 3914; Briggs, J.P.; Yamdagni, R.; Kebarle, P. *J. Am. Chem. Soc.* **1972**, 94, 5128; Aue, D.H.; Webb H.M.; Bowers, M.T. *J. Am. Chem. Soc.* **1972**, 94, 4726; **1976**, 98, 311, 318.

too, in the gas phase, is a stronger base than NH_3 ,²²⁵ so its much lower basicity in aqueous solution ($\text{p}K_{\text{a}}$ of PhNH_3^+ 4.60 compared with 9.24 for aqueous NH_4^+) is caused by similar solvation effects and not by resonance and field electron-withdrawing effects of a phenyl group. Similarly, pyridine²²⁶ and pyrrole²²⁷ are both much less basic than NH_3 in aqueous solution (pyrrole²²⁸ is neutral in aqueous solution), but *more* basic in the gas phase. These examples in particular show how careful one must be in attributing relative acidities or basicities to any particular effect. Solvent has a significant influence on the Hammett reaction constant (p. 679), which influences the acidity of substituted benzoic acids.²²⁹

In the case of Lewis acids, protic solvents such as water or alcohol can strongly influence their reactivity, cause it to react via an alternative path to the one desired, or even cause decomposition. Recently, rare earth metal triflates were used to develop water tolerant Lewis acids that can be used in many organic reactions.²³⁰

For simple alcohols, the order of gas-phase *acidity* is completely reversed from that in aqueous solution. In solution, the acidity is in the order $\text{H}_2\text{O} > \text{MeCH}_2\text{OH} > \text{Me}_2\text{CHOH} > \text{Me}_3\text{COH}$, but in the gas phase the order is precisely the opposite.²³¹ Once again solvation effects can be invoked to explain the differences. Comparing the two extremes, H_2O and Me_3COH , we see that the OH^- ion is very well solvated by water while the bulky Me_3CO^- is much more poorly solvated because the water molecules cannot get as close to the oxygen. Thus in solution H_2O gives up its proton more readily. When solvent effects are absent, however, the intrinsic acidity is revealed and Me_3COH is a stronger acid than H_2O . This result demonstrates that simple alkyl groups cannot be simply regarded as electron donating. If methyl is an electron-donating group, then Me_3COH should be an intrinsically weaker acid than H_2O , yet it is stronger. A similar pattern is found with carboxylic acids, where simple aliphatic acids, such as propanoic, are stronger than acetic acid in the gas phase,²³² though weaker in aqueous solution (Table 8.5).

²²⁵Briggs, J.P.; Yamdagni, R.; Kebarle, P. *J. Am. Chem. Soc.* **1972**, *94*, 5128; Dzidic, I. *J. Am. Chem. Soc.* **1972**, *94*, 8333; Ikuta, S.; Kebarle, P. *Can. J. Chem.* **1983**, *61*, 97.

²²⁶Taft, R.W.; Taagepera, M.; Summerhays, K.D.; Mitsky, J. *J. Am. Chem. Soc.* **1973**, *95*, 3811; Briggs, J.P.; Yamdagni, R.; Kebarle, P. *J. Am. Chem. Soc.* **1972**, *94*, 5128.

²²⁷Yamdagni, R.; Kebarle, P. *J. Am. Chem. Soc.* **1973**, *95*, 3504.

²²⁸For a review of the basicity and acidity of pyrroles, see Catalan, J.; Abboud, J.L.M.; Elguero, J. *Adv. Heterocycl. Chem.* **1987**, *41*, 187.

²²⁹Bartnicka, H.; Bojanowska, I.; Kalinowski, M.K. *Aust. J. Chem.* **1993**, *46*, 31.

²³⁰Kobayashi, S. *Synlett*, **1994**, 689.

²³¹Baird, N.C. *Can. J. Chem.* **1969**, *47*, 2306; Arnett, E.M.; Small, L.E.; McIver, Jr., R.T.; Miller, J.S. *J. Am. Chem. Soc.* **1974**, *96*, 5638; Blair, L.K.; Isolani, P.C.; Riveros, J.M. *J. Am. Chem. Soc.* **1973**, *95*, 1057; McIver, Jr., R.T.; Scott, J.A.; Riveros, J.M. *J. Am. Chem. Soc.* **1973**, *95*, 2706. The alkylthiols behave similarly; gas-phase acidity increases with increasing group size while solution (aqueous) acidity decreases: Bartmess, J.E.; McIver Jr., R.T. *J. Am. Chem. Soc.* **1977**, *99*, 4163.

²³²For a table of gas-phase acidities of 47 simple carboxylic acids, see Caldwell, G.; Renneboog, R.; Kebarle, P. *Can. J. Chem.* **1989**, *67*, 611.

The evidence in these and other cases²³³ is that alkyl groups can be electron donating when connected to unsaturated systems, but in other systems may have either no effect or may actually be electron withdrawing. The explanation given for the intrinsic gas-phase acidity order of alcohols as well as the basicity order of amines is that alkyl groups, because of their polarizability, can spread both positive and negative charges.²³⁴ It has been calculated that even in the case of alcohols the field effects of the alkyl groups are still operating normally, but are swamped by the greater polarizability effects.²³⁵ Polarizability effects on anionic centers are a major factor in gas-phase acid–base reactions.²³⁶

It has been shown (by running reactions on ions that are solvated in the gas phase) that solvation by even one molecule of solvent can substantially affect the order of basicities.²³⁷

An important aspect of solvent effects is the effect on the orientation of solvent molecules when an acid or base is converted to its conjugate. For example, consider an acid RCOOH converted to RCOO[−] in aqueous solution. The solvent molecules, by hydrogen bonding, arrange themselves around the COO[−] group in a much more orderly fashion than they had been arranged around the COOH group (because they are more strongly attracted to the negative charge). This represents a considerable loss of freedom and a decrease in entropy. Thermodynamic measurements show that for simple aliphatic and halogenated aliphatic acids in aqueous solution at room temperature, the entropy ($T\Delta S$) usually contributes much more to the total free-energy change ΔG than does the enthalpy ΔH .²³⁸ Two examples are shown in Table 8.7.²³⁹ Resonance and field effects of functional groups therefore affect the acidity of RCOOH in two distinct ways. They affect the enthalpy (electron withdrawing groups increase acidity by stabilizing RCOO[−] by charge dispersal), but they also affect the entropy (by lowering the charge on the COO[−] group and by changing the electron-density distribution in the COOH group, electron-withdrawing groups alter the solvent orientation patterns around both the acid and the ion, and consequently change ΔS).

²³³Brauman, J.I.; Blair, L.K. *J. Am. Chem. Soc.* **1971**, *93*, 4315; Kwart, H.; Takeshita, T. *J. Am. Chem. Soc.* **1964**, *86*, 1161; Fort, Jr., R.C.; Schleyer, P.v.R. *J. Am. Chem. Soc.* **1964**, *86*, 4194; Holtz, H.D.; Stock, L.M. *J. Am. Chem. Soc.* **1965**, *87*, 2404; Laurie, V.W.; Muentner, J.S. *J. Am. Chem. Soc.* **1966**, *88*, 2883.

²³⁴Brauman, J.I.; Blair, L.K. *J. Am. Chem. Soc.* **1970**, *92*, 5986; Munson, M.S.B. *J. Am. Chem. Soc.* **1965**, *87*, 2332; Brauman, J.I.; Riveros, J.M.; Blair, L.K. *J. Am. Chem. Soc.* **1971**, *93*, 3914; Huheey, J.E. *J. Org. Chem.* **1971**, *36*, 204; Radom, L. *Aust. J. Chem.* **1975**, *28*, 1; Aitken, E.J.; Bahl, M.K.; Bomben, K.D.; Gimzewski, J.K.; Nolan, G.S.; Thomas, T.D. *J. Am. Chem. Soc.* **1980**, *102*, 4873.

²³⁵Taft, R.W.; Taagepera, M.; Abboud J.M.; Wolf, J.F.; Defrees, D.J.; Hehre, W.J.; Bartmess, J.E.; McIver Jr., R.T. *J. Am. Chem. Soc.* **1978**, *100*, 7765. For a scale of polarizability parameters, see Hehre, W.J.; Pau, C.; Headley, A.D.; Taft, R.W.; Topsom, R.D. *J. Am. Chem. Soc.* **1986**, *108*, 1711.

²³⁶Bartmess, J.E.; Scott, J.A.; McIver Jr., R.T. *J. Am. Chem. Soc.* **1979**, *101*, 6056.

²³⁷Bohme, D.K.; Rakshit, A.B.; Mackay, G.I. *J. Am. Chem. Soc.* **1982**, *104*, 1100.

²³⁸Bolton, P.D.; Hepler, L.G. *Q. Rev. Chem. Soc.* **1971**, *25*, 521; Gerrard, W.; Macklen, E.D. *Chem. Rev.* **1959**, *59*, 1105. See also Wilson, B.; Georgiadis, R.; Bartmess, J.E. *J. Am. Chem. Soc.* **1991**, *113*, 1762.

²³⁹Bolton, P.D.; Hepler, L.G. *Q. Rev. Chem. Soc.* **1971**, *25*, 521; p. 529; Hambly, A.N. *Rev. Pure Appl. Chem.* **1965**, *15*, 87, p. 92.

TABLE 8.7. Thermodynamic Values for the Ionizations of Acetic and Chloroacetic Acids in H₂O at 25°C²³⁸

Acid	p <i>K</i> _a	ΔG		ΔH		$T\Delta S$	
		kcal mol ⁻¹	kJ mol ⁻¹	kcal mol ⁻¹	kJ mol ⁻¹	kcal mol ⁻¹	kJ mol ⁻¹
CH ₃ COOH	4.76	+6.5	+27	-0.1	-0.4	-6.6	-28
ClCH ₂ COOH	2.86	+3.9	+16	-1.1	-4.6	-5.0	-21
Cl ₃ CCOOH	0.65	+0.9	+3.8	+1.5	+6.3	+0.6	+2.5

A change from a protic to an aprotic solvent can also affect the acidity or basicity, since there is a difference in solvation of anions by a protic solvent (which can form hydrogen bonds) and an aprotic one.²⁴⁰ The effect can be extreme: in DMF, picric acid is stronger than HBr,²⁴¹ though in water HBr is far stronger. This particular result can be attributed to size. That is, the large ion (O₂N)₃C₆H₂O⁻ is better solvated by DMF than the smaller ion Br⁻.²⁴² The ionic strength of the solvent also influences acidity or basicity, since it has an influence on activity coefficients.

In summary, solvation can have powerful effects on acidity and basicity. In the gas, phase the effects discussed in the previous section, especially resonance and field effects, operate unhindered by solvent molecules. As we have seen, electron-withdrawing groups generally increase acidity (and decrease basicity); electron-donating groups act in the opposite way. In solution, especially aqueous solution, these effects still largely persist (which is why p*K* values in Table 8.5 do largely correlate with resonance and field effects), but in general are much weakened, and occasionally reversed.¹⁶⁴

²⁴⁰For a review, see Parker, A.J. *Q. Rev. Chem. Soc.* **1962**, 16, 163.

²⁴¹Sears, P.G.; Wolford, R.K.; Dawson, L.R. *J. Electrochem. Soc.* **1956**, 103, 633.

²⁴²Miller, J.; Parker, A.J. *J. Am. Chem. Soc.* **1961**, 83, 117.

Effects of Structure and Medium on Reactivity

When the equation for a reaction of, say, carboxylic acids, is written, it is customary to use the formula RCOOH , which implies that all carboxylic acids undergo the reaction. Since most compounds with a given functional group do give more or less the same reactions, the custom is useful, and the practice is used in this book. It allows a large number of individual reactions to be classified together and serves as an aid both for memory and understanding. Organic chemistry would be a huge morass of unconnected facts without the symbol R. Nevertheless, it must be borne in mind that a given functional group does not always react the same way, regardless of what molecule it is a part of. The reaction at the functional group is influenced by the rest of the molecule. This influence may be great enough to stop the reaction completely or to make it take an entirely different course. Even when two compounds with the same functional group undergo the same reaction, the rates and/or the positions of equilibrium are usually different, sometimes slightly, sometimes greatly, depending on the structures of the compounds. The greatest variations may be expected when additional functional groups are present.

The effects of structure on reactivity can be divided into three major types: field, resonance (or mesomeric), and steric.¹ In most cases, two or all three of these are operating, and it is usually not easy to tell how much of the rate enhancement (or decrease) is caused by each of the three effects.

¹For a monograph, see Klumpp, G.W. *Reactivity in Organic Chemistry*, Wiley, NY, 1982. For a general theoretical approach to organic reactivity, see Pross, A. *Adv. Phys. Org. Chem.* 1985, 21, 99.

RESONANCE AND FIELD EFFECTS

It is often particularly difficult to separate resonance and field effects; they are frequently grouped together under the heading of *electrical effects*.² Field effects were discussed on pp. 19–22. Table 1.3 contains a list of some $+I$ and $-I$ groups. As for resonance effects, on p. 48 it was shown how the electron density distribution in aniline is not the same as it would be if there were no resonance interaction between the ring and the NH_2 group. Most groups that contain an unshared pair on an atom connected to an unsaturated system display a similar effect; that is, the electron density on the group is less than expected, and the density on the unsaturated system is greater. Such groups are said to be electron donating by the resonance effect ($+M$ groups). Alkyl groups, which do not have an unshared pair, are also $+M$ groups, presumably because of hyperconjugation.

On the other hand, groups that have a multiple-bonded electronegative atom directly connected to an unsaturated system are $-M$ groups. In such cases, we can draw canonical forms in which electrons have been taken from the unsaturated system into the group, as in nitrobenzene, **1**. Table 9.1 contains a list of some $+M$ and $-M$ groups.

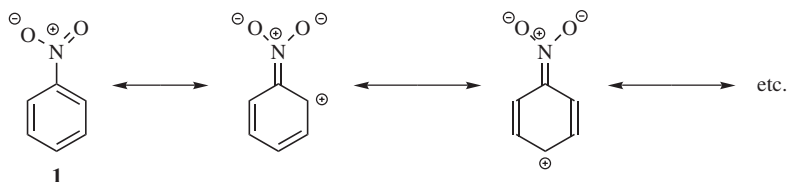


TABLE 9.1. Some Groups with $+M$ and $-M$ Effects, Not Listed in Order of Strength of Effect^a

$+M$		$-M$	
O^-	SR	NO_2	CHO
S^-	SH	CN	COR
NR_2	Br	COOH	SO_2R
NHR	I	COOR	SO_2OR
NH_2	Cl	CONH_2	NO
NHCOR	F	CONHR	Ar
OR	R	CONR_2	
OH	Ar		
OCOR			

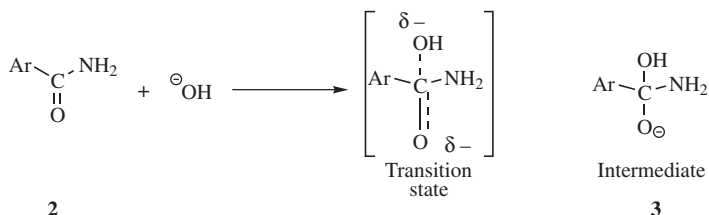
^aAr appears in both lists because it is capable of both kinds of effect.

²For reviews of the study of electrical effects by ab initio mo methods, see Topsom, R.D. *Prog. Phys. Org. Chem.* **1987**, 16, 125, *Mol. Struct. Energ.* **1987**, 4, 235.

The resonance effect of a group, whether $+M$ or $-M$, operates only when the group is directly connected to an unsaturated system, so that, for example, in explaining the effect of the CH_3O group on the reactivity of the COOH in $\text{CH}_3\text{OCH}_2\text{CH}_2\text{COOH}$, only the field effect of the CH_3O need be considered. This is one way of separating the two effects. In *p*-methoxybenzoic acid both effects must be considered. The field effect operates through space, solvent molecules, or the σ bonds of a system, while the resonance effect operates through π electrons.

It must be emphasized once again that neither by the resonance nor by the field effect are any electrons actually being donated or withdrawn, though these terms are convenient (and we will use them). As a result of both effects, the electron-density distribution is not the same as it would be without the effect (see pp. 21, 48). One thing that complicates the study of these effects on the reactivity of compounds is that a given group may have an effect in the transition state that is considerably more or less than it has in the molecule that does not react.

An example will show the nature of electrical effects (resonance and field) on reactivity. In the alkaline hydrolysis of aromatic amides (reaction **16-60**), the rate-determining step is the attack of hydroxide ion at the carbonyl carbon:



In the transition state, which has a structure somewhere between that of the starting amide (**2**) and the intermediate (**3**), the electron density on the carbonyl carbon is increased. Therefore, electron-withdrawing groups ($-I$ or $-M$) on the aromatic ring will lower the free energy of the transition state (by spreading the negative charge). These groups have much less effect on the free energy of **2**. Since G is lowered for the transition state, but not substantially for **2**, ΔG^\ddagger is lowered and the reaction rate is increased (Chapter 6). Conversely, electron-donating groups ($+I$ or $+M$) should decrease the rate of this reaction. Of course, many groups are $-I$ and $+M$, and for these it is not always possible to predict which effect will predominate.

STERIC EFFECTS

It occasionally happens that a reaction proceeds much faster or much slower than expected on the basis of electrical effects alone. In these cases it can often be shown that steric effects are influencing the rate. For example, Table 9.2 lists relative rates for the $\text{S}_{\text{N}}2$ ethanolysis of certain alkyl halides (see p. 426).³ All these compounds


³Hughes, E.D. *Q. Rev. Chem. Soc.* **1948**, 2, 107.

TABLE 9.2. Relative Rates of Reaction of RBr with Ethanol³

R	Relative Rate
CH ₃	17.6
CH ₃ CH ₂	1
CH ₃ CH ₂ CH ₂	0.28
(CH ₃) ₂ CHCH ₂	0.030
(CH ₃) ₃ CCH ₂	4.2 × 10 ⁻⁶

are primary bromides; the branching is on the second carbon, so that field-effect differences should be small. As Table 9.2 shows, the rate decreases with increasing β branching and reaches a very low value for neopentyl bromide. This reaction is known to involve an attack by the nucleophile from a position opposite to that of the bromine (see p. 426). The great decrease in rate can be attributed to *steric hindrance*, a sheer physical blockage to the attack of the nucleophile. Another example of steric hindrance is found in 2,6-disubstituted benzoic acids, which are difficult to esterify no matter what the resonance or field effects of the groups in the 2 or the 6 position. Similarly, once 2,6-disubstituted benzoic acids *are* esterified, the esters are difficult to hydrolyze.

Not all steric effects decrease reaction rates. In the hydrolysis of RCl by an S_N1 mechanism (see p. 433), the first step, which is rate determining, involves ionization of the alkyl chloride to a carbocation:



The central carbon in the alkyl chloride is sp^3 hybridized, with angles of $\sim 109.5^\circ$, but when it is converted to the carbocation, the hybridization becomes sp^2 and the preferred angle is 120° . If the halide is tertiary and the three alkyl groups are large enough, they will be pushed together by the enforced tetrahedral angle, resulting in strain (see p. 232). This type of strain is called *B strain*⁴ (for back strain), and it can be relieved by ionization to the carbocation.⁵

The rate of ionization (and hence the solvolysis rate) of a molecule in which there is B strain is therefore expected to be larger than in cases where B strain is not present. Table 9.3 shows that this is so.⁶ Substitution of ethyl groups for the

⁴For a discussion, see Brown, H.C. *Boranes in Organic Chemistry*, Cornell University Press, Ithaca, NY, 1972, pp. 114–121.

⁵For reviews of the effects of strain on reactivity, see Stirling, C.J.M. *Tetrahedron* 1985, 41, 1613; *Pure Appl. Chem.* 1984, 56, 1781.

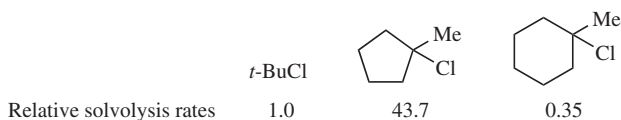
⁶Brown, H.C.; Fletcher, R.S. *J. Am. Chem. Soc.* 1949, 71, 1845.

TABLE 9.3. Rates of Hydrolysis of Tertiary Alkyl Chlorides at 25°C in 80% Aqueous Ethanol⁶

Halide	Rate	Halide	Rate
Me ₃ Cl	0.033	Et ₃ CCl	0.099
Me ₂ EtCCl	0.055	Me ₂ (iPr)CCl	0.029
MeEt ₂ CCl	0.086	Me(iPr) ₂ CCl	0.45

methyl groups of *tert*-butyl chloride does not cause B strain; the increase in rate is relatively small, and the rate smoothly rises with the increasing number of ethyl groups. The rise is caused by normal field and resonance (hyperconjugation) effects. Substitution by one isopropyl group is not greatly different. But with the second isopropyl group the crowding is now great enough to cause B strain, and the rate is increased 10-fold. Substitution of a third isopropyl group increases the rate still more. Another example where B strain increases solvolysis rates is found with the highly crowded molecules tri-*tert*-butylcarbinol, di-*tert*-butylneopentylcarbinol, *tert*-butyldineopentylcarbinol, and trineopentylcarbinol, where rates of solvolysis of the *p*-nitrobenzoate esters are faster than that of *tert*-butyl nitrobenzoate by factors of 13,000, 19,000, 68,000, and 560, respectively.⁷

Another type of strain, that can affect rates of cyclic compounds, is called *I strain* (internal strain).⁸ This type of strain results from changes in ring strain in going from a tetrahedral to a trigonal carbon or vice versa. For example, as mentioned above, S_N1 solvolysis of an alkyl halide involves a change in the bond angle of the central carbon from ~109.5 to ~120°. This change is highly favored in 1-chloro-1-methylcyclopentane because it relieves eclipsing strain (p. 223); thus this compound undergoes solvolysis in 80% ethanol at 25°C, 43.7 times faster



than the reference compound *tert*-butyl chloride.⁹ In the corresponding cyclohexyl compound, this factor is absent because the substrate does not have eclipsing strain (p. 223), and this compound undergoes the reaction at about

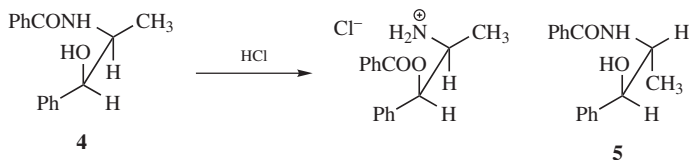
⁷Bartlett, P.D.; Tidwell, T.T. *J. Am. Chem. Soc.* **1968**, *90*, 4421.

⁸For a discussion, see Brown, H.C. *Boranes in Organic Chemistry*, Cornell University Press, Ithaca, NY, **1972**, pp. 105–107, 126–128.

⁹Brown, H.C.; Borkowski, M. *J. Am. Chem. Soc.* **1952**, *74*, 1894. See also, Brown, H.C.; Ravindranathan, M.; Peters, E.N.; Rao, C.G.; Rho, M.M. *J. Am. Chem. Soc.* **1977**, *99*, 5373.

one-third the rate of *tert*-butyl chloride. The reasons for this small decrease in rate are not clear. Corresponding behavior is found in the other direction, in changes from a trigonal to a tetrahedral carbon. Thus cyclohexanone undergoes addition reactions faster than cyclopentanone. Similar considerations apply to larger rings. Rings of 7–11 members exhibit eclipsing and transannular strain; and in these systems reactions in which a tetrahedral carbon becomes trigonal generally proceed faster than in open-chain systems.¹⁰ I-Strain has been shown to be a factor in other reactions as well.¹¹

Conformational effects on reactivity can be considered under the heading of steric effects,¹² though in these cases we are considering not the effect of a group X and that of another group X' upon reactivity at a site Y but the effect of the conformation of the molecule. Many reactions fail entirely unless the molecules are able to assume the proper conformation. An example is the rearrangement of *N*-benzoylnorephedrine. The two diastereomers of this compound behave very



differently when treated with alcoholic HCl. In one of the isomers, nitrogen-to-oxygen migration takes place, while the other does not react at all.¹³ In order for the migration to take place, the nitrogen must be near the oxygen (*gauche* to it). When **4** assumes this conformation, the methyl and phenyl groups are anti to each other, which is a favorable position, but when **5** has the nitrogen *gauche* to the oxygen, the methyl must be *gauche* to the phenyl, which is so unfavorable that the reaction does not occur. Other examples are electrophilic additions to C=C double bonds (see p. 999) and E2 elimination reactions (see p. 1478). Also, many examples are known where axial and equatorial groups behave differently.¹⁴

In steroids and other rigid systems, a functional group in one part of the molecule can strongly affect the rate of a reaction taking place at a remote part of the

¹⁰See, for example, Schneider, H.; Thomas, F. *J. Am. Chem. Soc.* **1980**, *102*, 1424.

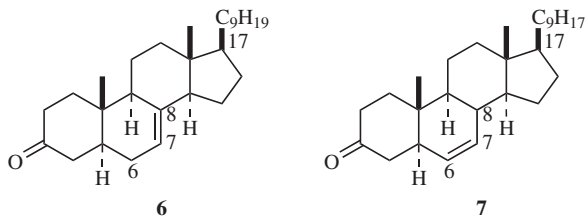
¹¹Sands, R.D. *J. Org. Chem.* **1994**, *59*, 468.

¹²For reviews of conformational effects, see Green, B.S.; Arad-Yellin, R.; Cohen, M.D. *Top. Stereochem.* **1986**, *16*, 131; Ōki, M. *Acc. Chem. Res.* **1984**, *17*, 154; Seeman, J.I. *Chem. Rev.* **1983**, *83*, 83. See also Ōki, M.; Tsukahara, J.; Moriyama, K.; Nakamura, N. *Bull. Chem. Soc. Jpn.* **1987**, *60*, 223, and other papers in this series.

¹³Fodor, G.; Bruckner, V.; Kiss, J.; Óhegyi, G. *J. Org. Chem.* **1949**, *14*, 337.

¹⁴For a discussion, see Eliel, E.L. *Stereochemistry of Carbon Compounds*, McGraw-Hill, NY, **1962**, pp. 219–234.

same molecule by altering the conformation of the whole skeleton.



An example of this effect, called *conformational transmission*, is found in ergost-7-en-3-one (**6**) and cholest-6-en-3-one (**7**), where **7** condenses with benzaldehyde 15 times faster than **6**.¹⁵ The reaction site in both cases is the carbonyl group, and the rate increases because moving the double bond from the 7 to the 6 position causes a change in conformation at the carbonyl group (the difference in the side chain at C-17 does not affect the rate).

QUANTITATIVE TREATMENTS OF THE EFFECT OF STRUCTURE ON REACTIVITY¹⁶

Suppose a reaction is performed on a substrate molecule that can be represented as XGY, where Y is the site of the reaction, X a variable substituent, and G a skeleton group to which X and Y are attached, and we find that changing X from H to CH₃ results in a rate increase by a factor, say, 10. We would like to know just what part of the increase is due to each of the effects previously mentioned. The obvious way to approach such a problem is to try to find compounds in which one or two of the factors are absent or at least negligible. This is not easy to do acceptably because factors that seem negligible to one investigator do not always appear so to another. The first attempt to give numerical values was that of Hammett.¹⁷ For the cases of

¹⁵Barton, D.H.R.; McCapra, F.; May, P.J.; Thudium, F. *J. Chem. Soc.* **1960**, 1297.

¹⁶For monographs, see Exner, O. *Correlation Analysis of Chemical Data*, Plenum, NY, **1988**; Johnson, C.D. *The Hammett Equation*, Cambridge University Press, Cambridge, **1973**; Shorter, J. *Correlation Analysis of Organic Reactivity*, Wiley, NY, **1982**, *Correlation Analysis in Organic Chemistry*, Clarendon, N.B. Press, Oxford, **1973**; Chapman, N.B.; Shorter, J. *Correlation Analysis in Chemistry: Recent Advances*, Plenum, NY, **1978**, *Advances in Linear Free Energy Relationships*, Plenum, NY, **1972**; Wells, P.R. *Linear Free Energy Relationships*, Academic Press, NY, **1968**. For reviews, see Connors, K.A. *Chemical Kinetics*, VCH, NY, **1990**, pp. 311–383; Lewis, E.S., in Bernasconi, C.F. *Investigation of Rates and Mechanisms of Reactions* (Vol. 6 of Weissberger, A. *Techniques of Chemistry*), 4th ed., Wiley, NY, **1986**, pp. 871–901; Jones, R.A.Y. *Physical and Mechanistic Organic Chemistry*, 2nd ed., Cambridge University Press: Cambridge, **1984**, pp. 38–68; Charton, M. *CHEMTECH* **1974**, 502, **1975**, 245; Hine, J. *Structural Effects in Organic Chemistry*, Wiley, NY, **1975**, pp. 55–102; Afanas'ev, I.B. *Russ. Chem. Rev.* **1971**, 40, 216; Laurence, C.; Wojtkowiak, B. *Ann. Chim. (Paris)* **1970**, [14] 5, 163. For a historical perspective, see Grunwald, E. *CHEMTECH* **1984**, 698.

¹⁷For a review, see Jaffé, H.H. *Chem. Rev.* **1953**, 53, 191.

m- and *p*-XC₆H₄Y, Hammett set up the equation

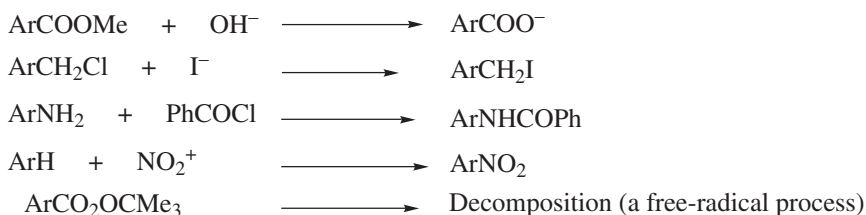
$$\log \frac{k}{k_0} = \sigma \rho$$

where k_0 is the rate constant or equilibrium constant for X = H, k is the constant for the group X, ρ is a constant for a given reaction under a given set of conditions, and σ is a constant characteristic of the group X. The equation is called the *Hammett equation*.

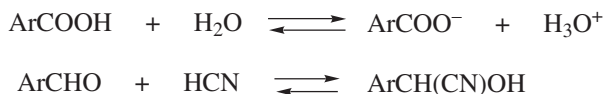
The value of ρ was set at 1.00 for ionization of XC₆H₄COOH in water at 25°C. The values of σ_m and σ_p were then calculated for each group (for a group X, σ is different for the meta and para positions). Once a set of σ values was obtained, ρ values could be obtained for other reactions from the rates of just two X-substituted compounds, if the σ values of the X groups were known (in practice, at least four well-spaced values are used to calculate ρ because of experimental error and because the treatment is not exact). With the ρ value thus calculated and the known σ values for other groups, rates can be predicted for reactions that have not yet been run.

The σ values are numbers that sum up the total electrical effects (resonance plus field) of a group X when attached to a benzene ring. The treatment usually fails for the ortho position. The Hammett treatment has been applied to many reactions and to many functional groups and correlates quite well an enormous amount of data. Jaffé's review article¹⁷ lists ρ values for 204 reactions,¹⁸ many of which have different ρ values for different conditions. Among them are reactions as disparate as the following:

Rate constants for



Equilibrium constants for



¹⁸Additional ρ values are given in Wells, P.R. *Chem. Rev.* **1963**, *63*, 171 and van Bekkum, H.; Verkade, P.E.; Wepster, B.M. *Recl. Trav. Chim. Pays-Bas* **1959**, *78*, 821.

The Hammett equation has also been shown to apply to many physical measurements, including ir frequencies and nmr chemical shifts.¹⁹ The treatment is reasonably successful whether the substrates are attacked by electrophilic, nucleophilic, or free-radical reagents, the important thing being that the mechanism be the same *within* a given reaction series.

However, there are many reactions that do not fit the treatment. These are mostly reactions where the attack is directly on the ring and where the X group can enter into direct resonance interaction with the reaction site in the transition state (i.e., the substrate is XY rather than XGY). For these cases, two new sets of σ values have been devised: σ^+ values (proposed by H.C. Brown) for cases in which an electron-donating group interacts with a developing positive charge in the transition state (this includes the important case of electrophilic aromatic substitutions; see Chapter 11), and σ^- values, where electron-withdrawing groups interact with a developing negative charge. Table 9.4 gives σ , σ^+ , and σ^- values for some common X groups.²⁰ As shown in the table, σ is not very different from σ^+ for most electron-withdrawing groups. The values of σ_m^- are not shown in Table 9.4, since they are essentially the same as the σ_m values.

A positive value of σ indicates an electron-withdrawing group and a negative value an electron-donating group.²¹ The constant ρ measures the susceptibility of the reaction to electrical effects.²² Reactions with a positive ρ are helped by electron-withdrawing groups and vice versa. The following ρ values for the ionization of some carboxylic acids illustrate this:²³

$\text{XC}_6\text{H}_4\text{—COOH}$	1.00	$\text{XC}_6\text{H}_4\text{—CH=CH—COOH}$	0.47
$\text{XC}_6\text{H}_4\text{—CH}_2\text{—COOH}$	0.49	$\text{XC}_6\text{H}_4\text{—CH}_2\text{CH}_2\text{—COOH}$	0.21

¹⁹For a review of Hammett treatment of nmr chemical shifts, see Ewing, D.F., in Chapman, N.B.; Shorter, J. *Correlation Analysis in Chemistry: Recent Advances*, Plenum, NY, **1978**, pp. 357–396.

²⁰Unless otherwise noted, σ values are from Exner, O. in Chapman, N.B.; Shorter, J. *Correlation Analysis in Chemistry: Recent Advances*, Plenum, NY, **1978**, pp. 439–540, and σ^+ values from Okamoto, Y.; Inukai, T.; Brown, H.C. *J. Am. Chem. Soc.* **1958**, *80*, 4969 and Brown, H.C.; Okamoto, Y. *J. Am. Chem. Soc.* **1958**, *80*, 4979. σ^- values, except as noted, are from Jaffé, H.H. *Chem. Rev.* **1953**, *53*, 191. Exner, O. pp. 439–540, has extensive tables giving values for >500 groups, as well as σ^+ , σ^- , σ_I , σ_R^0 , and E_s values for many of these groups. Other large tables of the various sigma values are found in Hansch, C.; Leo, A.; Taft, R.W. *Chem. Rev.* **1991**, *91*, 165. For tables of σ_p , σ_m , σ^+ , σ_I , and σ_R^0 values of many groups containing Si, Ge, Sn, and Pb atoms, see Egorochkin, A.N.; Razuvaev, G.A. *Russ. Chem. Rev.* **1987**, *56*, 846. For values for heteroaromatic groups, see Mamaev, V.P.; Shkurko, O.P.; Baram, S.G. *Adv. Heterocycl. Chem.* **1987**, *42*, 1.

²¹For discussions of the precise significance of σ , see Dubois, J.E.; Ruasse, M.; Argile, A. *J. Am. Chem. Soc.* **1984**, *106*, 4840; Ruasse, M.; Argile, A.; Dubois, J.E. *J. Am. Chem. Soc.* **1984**, *106*, 4846; Lee, I.; Shim, C.S.; Chung, S.Y.; Kim, H.Y.; Lee, H.W. *J. Chem. Soc. Perkin Trans. 2* **1988**, 1919.

²²Hine, J. *J. Am. Chem. Soc.* **1960**, *82*, 4877.

²³Binev, I.G.; Kuzmanova, R.B.; Kaneti, J.; Juchnovski, I.N. *J. Chem. Soc. Perkin Trans. 2* **1982**, 1533.

TABLE 9.4. The σ , σ^+ , and σ^- Values for Some Common Groups²⁰

Group	σ_p	σ_m	σ_p^+	σ_m^+	σ_p^-
O ⁻	-0.81 ²⁴	-0.47 ²⁴	-4.27 ²⁵	-1.15 ²⁵	
NMe ₂	-0.63	10.10	-1.7		
NH ₂	-0.57	-0.09	-1.3	-0.16	
OH	-0.38 ²⁶	0.13 ²⁶	-0.92 ²⁷		
OMe	-0.28 ²⁶	0.10	-0.78	0.05	
CMe ₃	-0.15	-0.09	-0.26	-0.06	
Me	-0.14	-0.06	-0.31	-0.10 ²⁸	
H	0	0	0	0	0
Ph	0.05 ²⁹	0.05	-0.18	0 ²⁹	
COO ⁻	0.11 ²⁴	0.02 ²⁴	-0.41 ²⁵	-0.10 ²⁵	
F	0.15	0.34	-0.07	0.35	
Cl	0.24	0.37	0.11	0.40	
Br	0.26	0.37	0.15	0.41	
I	0.28 ²⁹	0.34	0.14	0.36	
N=NPh ³⁰	0.34	0.28	0.17		
COOH ³¹	0.44	0.35	0.42	0.32	0.73
COOR	0.44	0.35	0.48	0.37	0.68
COMe	0.47	0.36			0.87
CF ₃	0.53	0.46		0.57 ²⁸	
NH ₃ ⁺	0.60 ²⁵	0.86 ²⁶			
CN ³²	0.70	0.62	0.66	0.56	1.00
SO ₂ Me	0.73	0.64			
NO ₂	0.81	0.71	0.79	0.73 ²⁸	1.27
NMe ₃ ⁺	0.82 ³³	0.88 ³³	0.41	0.36	
N ₂ ⁺	1.93 ³⁴	1.65 ³⁴	1.88 ³⁴		3 ³⁵

²⁴Hine, J. *J. Am. Chem. Soc.* **1960**, 82, 4877; Jones, R.A.Y. *Physical and Mechanistic Organic Chemistry*, 2nd ed., Cambridge University Press, Cambridge, **1984**, p. 42.

²⁵See Hine, J. *J. Am. Chem. Soc.* **1960**, 82, 4877.

²⁶Matsui, T.; Ko, H.C.; Hepler, L.G. *Can. J. Chem.* **1974**, 52, 2906.

²⁷de la Mare, P.B.D.; Newman, P.A. *Tetrahedron Lett.* **1982**, 23, 1305 give this value as -1.6.

²⁸Amin, H.B.; Taylor, R. *Tetrahedron Lett.* **1978**, 267.

²⁹Sjöström, M.; Wold, S. *Chem. Scr.* **1976**, 9, 200.

³⁰Byrne, C.J.; Happer, D.A.R.; Hartshorn, M.P.; Powell, H.K.J. *J. Chem. Soc. Perkin Trans. 2* **1987**, 1649.

³¹For a review of directing and activating effects of C=O, C=C, C=N, and C=S groups, see Charton, M., in Patai, S. *The Chemistry of Double-Bonded Functional Groups*, Vol. 2, pt. 1, Wiley, NY, **1989**, pp. 239-298.

³²For a review of directing and activating effects of C≡N and C≡C groups, see Charton, M., in Patai, S.; Rappoport, Z. *The Chemistry of Functional Groups, Supplement C*, pt. 1, Wiley, NY, **1983**, pp. 269-323.

³³McDaniel, D.H.; Brown, H.C. *J. Org. Chem.* **1958**, 23, 420.

³⁴Ustynyuk, Yu. A.; Subbotin, O.A.; Buchneva, L.M.; Gruzdnova, V.N.; Kazitsyna, L.A. *Doklad. Chem.* **1976**, 227, 175.

³⁵Lewis, E.S.; Johnson, M.D. *J. Am. Chem. Soc.* **1959**, 81, 2070.

This example shows that the insertion of a CH_2 or a $\text{CH}=\text{CH}$ group diminishes electrical effects to about the same extent, while a CH_2CH_2 group diminishes them much more. A $\rho > 1$ would mean that the reaction is more sensitive to electrical effects than is the ionization of $\text{XC}_6\text{H}_4\text{COOH}$ ($\rho = 1.00$).

Similar calculations have been made for compounds with two groups X and X' on one ring, where the σ values are sometimes additive and sometimes not,³⁶ for other ring systems, such as naphthalene³⁷ and heterocyclic rings,³⁸ and for ethylenic and acetylenic systems.³⁹

The Hammett equation is a *linear free-energy relationship (LFER)*. This can be demonstrated as follows for the case of equilibrium constants (for rate constants a similar demonstration can be made with ΔG^\ddagger instead of ΔG). For each reaction, where X is any group,

$$\Delta G = -RT \ln K$$

For the unsubstituted case,

$$\Delta G_0 = -RT \ln K_0$$

The Hammett equation can be rewritten

$$\log K - \log K_0 = \sigma\rho$$

so that

$$\frac{-\Delta G}{2.3RT} + \frac{\Delta G_0}{2.3RT} = \sigma\rho$$

and

$$-\Delta G = \sigma\rho 2.3RT - \Delta G_0$$

³⁶Stone, R.M.; Pearson, D.E. *J. Org. Chem.* **1961**, *26*, 257.

³⁷Berliner, E.; Winikov, E.H. *J. Am. Chem. Soc.* **1959**, *81*, 1630; see also, Well, P.R.; Ehrenson, S.; Taft, R.W. *Prog. Phys. Org. Chem.* **1968**, *6*, 147.

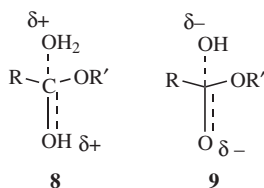
³⁸For reviews, see Charton, M. in Chapman, N.B.; Shorter, J. *Correlation Analysis in Chemistry: Recent Advances*, Plenum, NY, **1978**, pp. 175–268; Tomasik, P.; Johnson, C.D. *Adv. Heterocycl. Chem.* **1976**, *20*, 1.

³⁹For reviews of the application of the Hammett treatment to unsaturated systems, see Ford, G.P.; Katritzky, A.R.; Topsom, R.D., in *Correlation Analysis in Chemistry: Recent Advances*, Plenum, NY, **1978**, pp. 269–311; Charton, M. *Prog. Phys. Org. Chem.* **1973**, *10*, 81.

For a given reaction under a given set of conditions, σ , R , T , and ΔG_0 are all constant, so that σ is linear with ΔG .

The Hammett equation is not the only LFER.⁴⁰ Some, like the Hammett equation, correlate structural changes in reactants, but the Grunwald–Winstein relationship (see p. 505) correlates changes in solvent and the Brønsted relation (see p. 373) relates acidity to catalysis. The Taft equation is a structure-reactivity equation that correlates only field effects.⁴¹

Taft, following Ingold,⁴² assumed that for the hydrolysis of carboxylic esters, steric and resonance effects will be the same whether the hydrolysis is catalyzed by acid or base (see the discussion of ester-hydrolysis mechanisms, reaction 16-59). Rate differences would therefore be caused only by the field effects of R and R' in RCOOR' . This is presumably a good system to use for this purpose because the transition state for acid-catalyzed hydrolysis (**8**) has a



greater positive charge (and is hence destabilized by $-I$ and stabilized by $+I$ substituents) than the starting ester, while the transition state for base-catalyzed hydrolysis (**9**) has a greater negative charge than the starting ester. Field effects of substituents X could therefore be determined by measuring the rates of acid- and base-catalyzed hydrolysis of a series $\text{XCH}_2\text{COOR}'$,⁴³ where R' is held constant.³⁸ From these rate constants, a value σ_I could be determined by the equation⁴⁴

$$\sigma_I + 0.181 \left[\log \left(\frac{k}{k_0} \right)_B - \log \left(\frac{k}{k_0} \right)_A \right]$$

⁴⁰For a discussion of physicochemical preconditions for LFERs, see Exner, O. *Prog. Phys. Org. Chem.* **1990**, *18*, 129.

⁴¹For reviews of the separation of resonance and field effects, see Charton, M. *Prog. Phys. Org. Chem.* **1981**, *13*, 119; Shorter, J. *Q. Rev. Chem. Soc.* **1970**, *24*, 433; *Chem. Ber.* **1969**, *5*, 269. For a review of field and inductive effects, see Reynolds, W.F. *Prog. Phys. Org. Chem.* **1983**, *14*, 165. For a review of field effects on reactivity, see Grob, C.A. *Angew. Chem. Int. Ed.* **1976**, *15*, 569.

⁴²Ingold, C.K. *J. Chem. Soc.* **1930**, 1032.

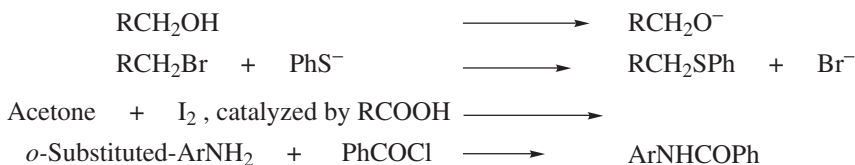
⁴³For another set of field-effect constants, based on a different premise, see Draffehn, J.; Ponsold, K. *J. Prakt. Chem.* **1978**, *320*, 249.

⁴⁴The symbol σ_F is also used in the literature; sometimes in place of σ_I , and sometimes to indicate only the field (not the inductive) portion of the total effect (p. 19).

In this equation $(k/k_0)_B$ is the rate constant for basic hydrolysis of XCH_2COOR' divided by the rate constant for basic hydrolysis of CH_3COOR' , $(k/k_0)_A$ is the similar rate-constant ratio for acid catalysis, and 0.181 is an arbitrary constant. σ_I is a substituent constant for a group X, substituted at a saturated carbon, that reflects only field effects.⁴⁵ Once a set of σ_I values was obtained, it was found that the equation

$$\sigma_I + 0.181 \left[\log \left(\frac{k}{k_0} \right)_B - \log \left(\frac{k}{k_0} \right)_A \right]$$

holds for a number of reactions, among them:⁴⁶



As with the Hammett equation, σ_I is constant for a given reaction under a given set of conditions. For very large groups the relationship may fail because of the presence of steric effects, which are not constant. The equation also fails when X enters into resonance with the reaction center to different extents in the initial and transition states. A list of some σ_I values is given in Table 9.5.⁴⁷ The σ_I values are about what we would expect for pure field-effect values (see p. 21) and are additive, as field effects (but not resonance or steric effects) would be expected to be. Thus, in moving a group one carbon down the chain, there is a decrease by a factor of 2.8 ± 0.5 (cf. the values of R and RCH_2 in Table 9.5 for R = Ph and CH_3CO). An inspection of Table 9.5 shows that σ_I values for most groups are fairly close to the σ_m values (Table 9.4) for the same groups. This is not surprising, since σ_m values would be expected to arise almost entirely from field effects, with little contribution from resonance.

⁴⁵There is another set of values (called σ^* values) that are also used to correlate field effects. These are related to σ_I values by $\sigma_I(X) = 0.45\sigma^*$. We discuss only σ_I , and not σ^* values.

⁴⁶Wells, P.R. *Chem. Rev.* **1963**, 63, 171, p. 196.

⁴⁷These values are from Bromilow, J.; Brownlee, R.T.C.; Lopez, V.O.; Taft, R.W. *J. Org. Chem.* **1979**, 44, 4766, except that the values for NHAc, OH, and I are from Wells, P.R.; Ehrenson, S.; Taft, R.W. *Prog. Phys. Org. Chem.* **1968**, 6, 147, the values for Ph and NMe_3^+ are from Taft, R.W.; Ehrenson, S.; Lewis, I.C.; Glick, R. *J. Am. Chem. Soc.* **1959**, 81, 5352 and Taft, R.W.; Deno, N.C.; Skell, P.S. *Annu. Rev. Phys. Chem.* **1958**, 8, 287, and the value for CMe_3 is from Seth-Paul, W.A.; de Meyer-van Duyse, A.; Tollenaere, J.P. *J. Mol. Struct.* **1973**, 19, 811. The values for the CH_2Ph and CH_2COCH_3 groups were calculated from σ^* values by the formula given in reference 45. For much larger tables of σ_I and σ_R values, see Charton, M. *Prog. Phys. Org. Chem.* **1981**, 13, 119. See also Ref. 20 and Taylor, P.J.; Wait, A.R. *J. Chem. Soc. Perkin Trans. 2* **1986**, 1765.

TABLE 9.5. The σ_I and σ_R^0 Values for Some Groups⁴⁷

Group	σ_I	σ_R^0	Group	σ_I	σ_R^0
CMe ₃	-0.07	-0.17	OMe	0.27	-0.42
Me	-0.05	-0.13	OH	0.27	-0.44
H	0	0	I	0.39	-0.12
PhCH ₂	0.04		CF ₃	0.42	0.08
NMe ₂ ⁴⁸	0.06	-0.55	Br	0.44	-0.16
Ph	0.10	-0.10	Cl	0.46	-0.18
CH ₃ COCH ₂	0.10		F	0.50	-0.31
NH ₂	0.12	-0.50	CN	0.56	0.08
CH ₃ CO	0.20	0.16	SO ₂ Me	0.60	0.12
COOEt	0.20	0.16	NO ₂	0.65	0.15
NHAc	0.26	-0.22	NMe ₃ ⁴⁹	0.86	

Since σ_p values represent the sum of resonance and field effects, these values can be divided into resonance and field contributions if σ_I is taken to represent the field-effect portion.⁵⁰ The resonance contribution σ_R ⁵¹ is defined as

$$\sigma_R = \sigma_p - \sigma_I$$

As it stands, however, this equation is not very useful because the σ_R value for a given group, which should be constant if the equation is to have any meaning, is actually not constant but depends on the nature of the reaction.⁵² In this respect, the σ_I values are much better. Although they vary with solvent in some cases, σ_I values are essentially invariant throughout a wide variety of reaction series. However, it is possible to overcome⁵³ the problem of varying σ_R values by using a special set of σ_R values, called

⁴⁸For σ_R^0 values for some other NR₂ groups, see Korzhenevskaya, N.G.; Titov, E.V.; Chotii, K.Yu.; Chekhuta, V.G. *J. Org. Chem. USSR* **1987**, *28*, 1109.

⁴⁹Although we give a σ_I value for NMe₃⁺, (and *F* values for three charged groups in Table 9.6), it has been shown that charged groups (called polar substituents) cannot be included with uncharged groups (dipolar substituents) in one general scale of electrical substituent effects: Marriott, S.; Reynolds, J.D.; Topsom, R.D. *J. Org. Chem.* **1985**, *50*, 741.

⁵⁰Roberts, J.D.; Moreland, Jr., W.T. *J. Am. Chem. Soc.* **1953**, *75*, 2167; Taft, R.W. *J. Am. Chem. Soc.* **1957**, *79*, 1045; *J. Phys. Chem.* **1960**, *64*, 1805; Taft, R.W.; Lewis, I.C. *J. Am. Chem. Soc.* **1958**, *80*, 2436; Taft, R.W.; Deno, N.C.; Skell, P.S. *Annu. Rev. Phys. Chem.* **1958**, *9*, 287, see pp. 290–293.

⁵¹For reviews of the σ_I and σ_R concept as applied to benzenes and naphthalenes, respectively, see Ehrenson, S.; Brownlee, R.T.C.; Taft, R.W. *Prog. Phys. Org. Chem.* **1973**, *10*, 1. See also, Taft, R.W.; Topsom, R.D. *Prog. Phys. Org. Chem.* **1987**, *16*, 1; Charton, M. *Prog. Phys. Org. Chem.* **1987**, *16*, 287.

⁵²Taft, R.W.; Lewis, I.C. *J. Am. Chem. Soc.* **1959**, *81*, 5343; Reynolds, W.F.; Dais, P.; MacIntyre, D.W.; Topsom, R.D.; Marriott, S.; von Nagy-Felsobuki, E.; Taft, R.W. *J. Am. Chem. Soc.* **1983**, *105*, 378.

⁵³For a different way of overcoming this problem, see Happer, D.A.R.; Wright, G.J. *J. Chem. Soc. Perkin Trans. 2* **1979**, 694.

σ_R^0 ,⁵⁴ that measure the ability to delocalize π electrons into or out of an unperturbed or “neutral” benzene ring. Several σ_R^0 scales have been reported; the most satisfactory values are obtained from ^{13}C chemical shifts of substituted benzenes.⁵⁵ Table 9.5 lists some values of σ_R^0 , most of which were obtained in this way.⁵⁶

An equation such as

$$\log \frac{k}{k_0} = \rho_I \sigma_I + \rho_R \sigma_R^0$$

which treats resonance and field effects separately, is known as a *dual substituent parameter equation*.⁵⁷

The only groups in Table 9.5 with negative values of σ_I are the alkyl groups methyl and *t*-butyl. There has been some controversy on this point.⁵⁸ One opinion is that σ_I values decrease in the series methyl, ethyl, isopropyl, *tert*-butyl (respectively, -0.046 , -0.057 , -0.065 , -0.074).⁵⁹ Other evidence, however, has led to the belief that all alkyl groups have approximately the same field effect and that the σ_I values are invalid as a measure of the intrinsic field effects of alkyl groups.⁶⁰

Another attempt to divide σ values into resonance and field contributions⁶¹ is that of Swain and Lupton, who have shown that the large number of sets of σ values (σ_m , σ_p , σ_p^- , σ_p^+ , σ_I , σ_R^0 , etc., as well as others we have not mentioned) are not entirely independent and that linear combinations of two sets of new values F (which expresses the field-effect contribution) and R (the resonance contribution) satisfactorily express 43 sets of values.⁶² Each set is expressed as

$$\sigma = fF + rR$$

⁵⁴Taft, R.W.; Ehrenson, S.; Lewis, I.C.; Glick, R.E. *J. Am. Chem. Soc.* **1959**, *81*, 5352.

⁵⁵Bromilow, J.; Brownlee, R.T.C.; Lopez, V.O.; Taft, R.W. *J. Org. Chem.* **1979**, *44*, 4766. See also, Marriott, S.; Topsom, R.D. *J. Chem. Soc. Perkin Trans. 2* **1985**, 1045.

⁵⁶For a set of σ_R values for use in XY^+ systems, see Charton, M. *Mol. Struct. Energ.* **1987**, *4*, 271.

⁵⁷There are also three-parameter equations. See, for example, de Ligny, C.L.; van Houwelingen, H.C. *J. Chem. Soc. Perkin Trans. 2* **1987**, 559.

⁵⁸For a discussion, see Shorter, J. in Chapman, N.B.; Shorter, J. *Advances in Linear Free Energy Relationships*, Plenum, NY, **1972**, pp. 98–103.

⁵⁹For support for this point of view, see Levitt, L.S.; Widing, H.F. *Prog. Phys. Org. Chem.* **1976**, *12*, 119; Taft, R.W.; Levitt, L.S. *J. Org. Chem.* **1977**, *42*, 916; MacPhee, J.A.; Dubois, J.E. *Tetrahedron Lett.* **1978**, 2225; Screttas, C.G. *J. Org. Chem.* **1979**, *44*, 3332; Hanson, P. *J. Chem. Soc. Perkin Trans. 2* **1984**, 101.

⁶⁰For support for this point of view, see, for example, Ritchie, C.D. *J. Phys. Chem.* **1961**, *65*, 2091; Bordwell, F.G.; Drucker, G.E.; McCollum, G.J. *J. Org. Chem.* **1976**, *41*, 2786; Bordwell, F.G.; Fried, H.E. *Tetrahedron Lett.* **1977**, 1121; Charton, M. *J. Am. Chem. Soc.* **1977**, *99*, 5687; *J. Org. Chem.* **1979**, *44*, 903; Adcock, W.; Khor, T. *J. Org. Chem.* **1978**, *43*, 1272; DeTar, D.F. *J. Org. Chem.* **1980**, *45*, 5166; *J. Am. Chem. Soc.* **1980**, *102*, 7988.

⁶¹Yukawa and Tsuno have still another approach, also involving dual parameters: Yukawa, Y.; Tsuno, Y. *Bull. Chem. Soc. Jpn.* **1959**, *32*, 971. For a review and critique of this method, see Shorter, J., in Chapman, N.B.; Shorter, J. *Correlation Analysis in Chemistry: Recent Advances*, Plenum, NY, **1978**, pp. 119–173, 126–144. This article also discusses the Swain–Lupton and Taft σ_I , σ_R approaches. For yet other approaches, see Afanas'ev, I.B. *J. Org. Chem. USSR* **1981**, *17*, 373; *J. Chem. Soc. Perkin Trans. 2* **1984**, 1589; Ponec, R. *Coll. Czech. Chem. Commun.* **1983**, *48*, 1564.

⁶²Swain, C.G.; Unger, S.H.; Rosenquist, N.R.; Swain, M.S. *J. Am. Chem. Soc.* **1983**, *105*, 492 and references cited therein.

TABLE 9.6. The *F* and *R* Values for Some Groups⁶³

Group	<i>F</i>	<i>R</i>	Group	<i>F</i>	<i>R</i>
COO ⁻	-0.27	0.40	OMe	0.54	-1.68
Me ₃ C	-0.11	-0.29	CF ₃	0.64	0.76
Et	-0.02	-0.44	I	0.65	-0.12
Me	-0.01	-0.41	Br	0.72	-0.18
H	0	0	Cl	0.72	-0.24
Ph	0.25	-0.37	F	0.74	-0.60
NH ₂	0.38	-2.52	NHCOCH ₃	0.77	-1.43
COOH	0.44	0.66	CN	0.90	0.71
OH	0.46	-1.89	NMe ₃ ⁺	1.54	
COOEt	0.47	0.67	N ₂ ⁺	2.36	2.81
COCH ₃	0.50	0.90			

where *f* and *r* are weighting factors. Some *F* and *R* values for common groups are given in Table 9.6.⁶³ From the calculated values of *f* and *r*, Swain and Lupton calculated that the importance of resonance, % *R*, is 20% for σ_m , 38% for σ_p , and 62% for σ_p^+ .⁶⁴ This is another dual substituent parameter approach.

Taft was also able to isolate steric effects.⁶⁵ For the acid-catalyzed hydrolysis of esters in aqueous acetone, long (*k/k*₀) was shown to be insensitive to polar effects.⁶⁶ In cases where resonance interaction was absent, this value was proportional only to steric effects (and any others⁶⁷ that are not field or resonance). The equation is

$$\log \frac{k}{k_0} = E_s$$

⁶³Taken from a much longer list in Swain, C.G.; Unger, S.H.; Rosenquist, N.R.; Swain, M.S. *J. Am. Chem. Soc.* **1983**, *105*, 492. Long tables of *R* and *F* values are also given in Hansch, C.; Leo, A.; Taft, R.W. *Chem. Rev.* **1991**, *91*, 165.

⁶⁴The Swain–Lupton treatment has been criticized by Reynolds, W.F.; Topsom, R.D. *J. Org. Chem.* **1984**, *49*, 1989; Hoefnagel, A.J.; Oosterbeek, W.; Wepster, B.M. *J. Org. Chem.* **1984**, *49*, 1993; and Charton, M. *J. Org. Chem.* **1984**, *49*, 1997. For a reply to these criticisms, see Swain, C.G. *J. Org. Chem.* **1984**, *49*, 2005. A study of the rates of dediazonation reactions (**13-32**) was more in accord with the Taft and Charton (see Charton, M. *Prog. Phys. Org. Chem.* **1981**, *13*, 119) σ_I and σ_R values than with the Swain–Lupton *F* and *R* values: Nakazumi, H.; Kitao, T.; Zollinger, H. *J. Org. Chem.* **1987**, *52*, 2825.

⁶⁵For reviews of quantitative treatments of steric effects, see Gallo, R.; Roussel, C.; Berg, U. *Adv. Heterocycl. Chem.* **1988**, *43*, 173; Gallo, R. *Prog. Phys. Org. Chem.* **1983**, *14*, 115; Unger, S.H.; Hansch, C. *Prog. Phys. Org. Chem.* **1976**, *12*, 91.

⁶⁶Another reaction used for the quantitative measurement of steric effects is the aminolysis of esters (**16-75**); De Tar, D.F.; Delahunty, C. *J. Am. Chem. Soc.* **1983**, *105*, 2734.

⁶⁷It has been shown that *E*_s values include solvation effects: McClelland, R.A.; Steenken, S. *J. Am. Chem. Soc.* **1988**, *110*, 5860.

TABLE 9.7. The E_s , v , and V^a Values for Some Groups⁶⁸

Group	E_s	v	$V^a \times 10^2$	Group	E_s	v	$V^a \times 10^2$
H	0	0		Cyclohexyl	-2.03	0.87	6.25
F	-0.46	0.27	1.22	<i>i</i> -Bu	-2.17	0.98	5.26
CN	-0.51			<i>sec</i> -Bu	-2.37	1.02	6.21
OH	-0.55			CF ₃	-2.4	0.91	3.54
OMe	-0.55		3.39	<i>t</i> -Bu	-2.78	1.24	7.16
NH ₂	-0.61			NMe ₃ ⁺	-2.84		
Cl	-0.97	0.55	2.54	Neopentyl	-2.98	1.34	5.75
Me	-1.24	0.52	2.84	CCl ₃	-3.3	1.38	6.43
Et	-1.31	0.56	4.31	CBr ₃	-3.67	1.56	7.29
I	-1.4	0.78	4.08	(Me ₃ CCH ₂) ₂ CH	-4.42	2.03	
Pr	-1.6	0.68	4.78	Et ₃ C	-5.04	2.38	
<i>i</i> Pr	-1.71	0.76	5.74	Ph ₃ C	-5.92	2.92	

Some E_s values are given in Table 9.7,⁶⁸ where hydrogen⁶⁸ is taken as standard, with a value of 0.⁶⁹ This treatment is more restricted than those previously discussed, since it requires more assumptions, but the E_s values are approximately in order of the size of the groups. Charton has shown that E_s values for substituents of types CH₂X, CHX₂, and CX₃ are linear functions of the van der Waals radii for these groups.⁷⁰

Two other steric parameters are independent of any kinetic data. Charton's v values are derived from van der Waals radii,⁷¹ and Meyer's V^a values from the volume of the portion of the substituent that is within 0.3 nm of the reaction center.⁷² The V^a values are obtained by molecular mechanics calculations based on the structure of the molecule. Table 9.7 gives v and V^a values for some groups.⁷³ As can be seen in the table, there is a fair, but not perfect, correlation among the E_s , v , and V^a values. Other sets of steric values, for example, E_s' ,⁷⁴ E_s^* ,⁷⁵ Ω_s ,⁷⁶ and f ,⁷⁷ have also been proposed.⁷³

⁶⁸The E_s , v , and V^a values are taken from longer tables in, respectively, Gallo, R.; Roussel, C.; Berg, U. *Adv. Heterocycl. Chem.* **1988**, *43*, 173; Gallo, R. *Prog. Phys. Org. Chem.* **1983**, *14*, 115; Unger, S.H.; Hansch, C. *Prog. Phys. Org. Chem.* **1976**, *12*, 91. Charton, M. *J. Am. Chem. Soc.* **1975**, *97*, 1552; *J. Org. Chem.* **1976**, *41*, 2217; and Meyer, A.Y. *J. Chem. Soc. Perkin Trans. 2* **1986**, 1567.

⁶⁹In Taft's original work, Me was given the value 0. The E_s values in Table 9.7 can be converted to the original values by adding 1.24.

⁷⁰Charton, M. *J. Am. Chem. Soc.* **1969**, *91*, 615.

⁷¹Charton, M. *J. Am. Chem. Soc.* **1975**, *97*, 1552; *J. Org. Chem.* **1976**, *41*, 2217. See also, Charton, M. *J. Org. Chem.* **1978**, *43*, 3995; Idoux, J.P.; Schreck, J.O. *J. Org. Chem.* **1978**, *43*, 4002.

⁷²Meyer, A.Y. *J. Chem. Soc. Perkin Trans. 2* **1986**, 1567.

⁷³For a discussion of the various steric parameters, see DeTar, D.F. *J. Org. Chem.* **1980**, *45*, 5166; *J. Am. Chem. Soc.* **1980**, *102*, 7988.

⁷⁴MacPhee, J.A.; Panaye, A.; Dubois, J.E. *J. Org. Chem.* **1980**, *45*, 1164; Dubois, J.E.; MacPhee, J.A.; Panaye, A. *Tetrahedron* **1980**, *36*, 919. See also, Datta, D.; Sharma, G.T. *J. Chem. Res. (S)* **1987**, 422.

⁷⁵Fellous, R.; Luft, R. *J. Am. Chem. Soc.* **1973**, *95*, 5593.

⁷⁶Komatsuzaki, T.; Sakakibara, K.; Hirota, M. *Tetrahedron Lett.* **1989**, *30*, 3309; *Chem. Lett.* **1990**, 1913.

⁷⁷Beckhaus, H. *Angew. Chem. Int. Ed.* **1978**, *17*, 593.

Since the Hammett equation has been so successful in the treatment of the effects of groups in the meta and para positions, it is not surprising that attempts have been made to apply it to ortho positions also.⁷⁸ The effect on a reaction rate or equilibrium constant of a group in the ortho position is called the *ortho effect*.⁷⁹ Despite the many attempts made to quantify ortho effects, no set of values has so far commanded general agreement. However, the Hammett treatment is successful for ortho compounds when the group Y in *o*-XC₆H₄Y is separated from the ring; for example, ionization constants of *o*-XC₆H₄OCH₂COOH can be successfully correlated.⁸⁰

Linear free-energy relationships can have mechanistic implications. If $\log(k/k_0)$ is linear with the appropriate σ , it is likely that the same mechanism operates throughout the series. If not, a smooth curve usually indicates a gradual change in mechanism, while a pair of intersecting straight lines indicates an abrupt change,⁸¹ though nonlinear plots can also be due to other causes, such as complications arising from side reactions. If a reaction series follows σ^+ or σ^- better than σ it generally means that there is extensive resonance interaction in the transition state.⁸²

Information can also be obtained from the magnitude and sign of ρ . For example, a strongly negative ρ value indicates a large electron demand at the reaction center, from which it may be concluded that a highly electron-deficient center, perhaps an incipient carbocation, is involved. Conversely, a positive ρ value is associated with a developing negative charge in the transition state.⁸³ The $\sigma\rho$ relationship even applies to free-radical reactions, because free radicals can have some polar character (p. 939), though ρ values here are usually small (less than ~ 1.5) whether positive or negative. Reactions involving cyclic transition states (p. 297) also exhibit very small ρ values.

EFFECT OF MEDIUM ON REACTIVITY AND RATE

There is no question that the solvent chosen for a given reaction has a profound influence on the course of that reaction. Protic versus aprotic solvents as well as polar versus nonpolar solvents can have effects ranging from solubility to solvent assisted ionization or stabilization of transition states. Reactions can

⁷⁸For reviews, see Fujita, T.; Nishioka, T. *Prog. Phys. Org. Chem.* **1976**, *12*, 49; Charton, M. *Prog. Phys. Org. Chem.* **1971**, *8*, 235; Shorter, J., in Chapman, N.B.; Shorter, J. *Advances in Linear Free Energy Relationships*, Plenum, NY, **1972**, pp. 103–110. See also, Segura, P. *J. Org. Chem.* **1985**, *50*, 1045; Robinson, C.N.; Horton, J.L.; Fosheé, D.O.; Jones, J.W.; Hanissian, S.H.; Slater, C.D. *J. Org. Chem.* **1986**, *51*, 3535.

⁷⁹This is not the same as the ortho effect discussed on p. \$\$\$.

⁸⁰Charton, M. *Can. J. Chem.* **1960**, *38*, 2493.

⁸¹For a discussion, see Schreck, J.O. *J. Chem. Educ.* **1971**, *48*, 103.

⁸²See, however, Gawley, R.E. *J. Org. Chem.* **1981**, *46*, 4595.

⁸³For another method of determining transition state charge, see Williams, A. *Acc. Chem. Res.* **1984**, *17*, 425.

also be done neat in one of the reactants, in the gas phase, on solid support or in the solid phase. Environmental friendly chemistry (green chemistry) is becoming increasingly important, and chemical reactions in nonpolluting (often non-organic) solvents is of particular interest.⁸⁴ This section will describe alternative reaction media as well as other medium-related things that influence chemical reactions.

HIGH PRESSURE

Acceleration of some chemical reactions is possible when high-pressure techniques are employed.^{85,86} The effects on a given reaction can be predicted to a certain extent because the thermodynamic properties of solutions are well known. The rate of a reaction can be expressed in terms of the activation volume, ΔV^\ddagger

$$\frac{\delta \ln k}{\delta p} = \frac{\Delta V^\ddagger}{RT}$$

so rate constants vary with pressure.⁸⁶ “The activation volume⁸⁷ is the difference in partial molal volume between the transition state and the initial state. From a synthetic point of view this could be approximated by the molar volume.”⁸⁶ If the volume of activation is negative, the rate of the reaction will be accelerated by increasing pressure. As the pressure increases, the value of ΔV^\ddagger decreases and the system does not strictly obey equation (11.4) > 10 kbar (1 bar = 0.986924 atm = 1.1019716 kg cm⁻²). If the transition state of a reaction involves bond formation, concentration of charge, or ionization, a negative volume of activation often results. Cleavage of a bond, dispersal of charge, or neutralization of the transition state and diffusion control lead to a positive volume of activation. Matsumoto summarized the reactions for which rate enhancement is expected at high pressure.⁸⁶

1. Reactions in which the molecularity number (number of molecules) decreases when starting materials are converted to products: cycloadditions, condensations.
2. Reactions that proceed via cyclic transition states.
3. Reactions that take place through dipolar transition states.
4. Reactions with steric hindrance.

⁸⁴For example, see Clark, J.H. *Green Chem.* **1999**, *1*, 1; Cave, G.W.V.; Raston, C.L.; Scott, J.L. *Chem. Commun.* **2001**, 2159.

⁸⁵Jenner, G. *Tetrahedron* **2002**, *58*, 5185; Matsumoto, K.; Morris, A.R. *Organic Synthesis at High Pressure*, Wiley, New York, **1991**.

⁸⁶Matsumoto, K.; Sera, A.; Uchida, T. *Synthesis* **1985**, *1*; Matsumoto, K.; Sera, A. *Synthesis* **1985**, 999.

⁸⁷See le Noble, W.J. *Progr. Phys. Org. Chem.* **1967**, *5*, 207; Isaacs, N.S. *Liquid Phase High Pressure Chemistry*, Wiley, Chichester, **1981**; Asano, T.; le Noble, W.J. *Chem. Rev.* **1978**, *78*, 407.

Many high-pressure reactions are done neat, but if a solvent is used, the influence of pressure on that solvent is important. The melting point generally increases at elevated pressures, and this influences the viscosity of the medium (the viscosity of liquids increases approximately two times per kilobar increase in pressure). Controlling the rate of diffusion of reactants in the medium is also important, leading to another influence of high pressure on reactivity.^{86,88} In most reactions, pressure is applied (5–20 kbar) at room temperature and then the temperature is increased until reaction takes place. The temperature is lowered and the pressure is reduced to isolate the products.

WATER AND OTHER NONORGANIC SOLVENTS

Chemical reactions of organic substrates usually employ an organic solvent, such as a hydrocarbon, ether, dichloromethane, and so on. With the exception of small molecular weight molecules with polar functional groups and polyfunctional molecules or salts, organic chemicals have poor solubility in water. The first indication that water accelerated a reaction was in a patent by Hopff and Rautenstrauch in 1939,⁸⁹ who reported that yields in the Diels–Alder reaction (15–60) were enhanced in aqueous detergent solutions. In an early study, Berson showed a clear relationship between the endo/exo product ratio and solvent polarity, in the Diels–Alder reaction of cyclopentadiene and acrylates.⁹⁰ Breslow showed there was a hydrophobic acceleration for an intermolecular Diels–Alder reaction in which cyclopentadiene reacted with methyl vinyl ketone.⁹¹ Clearly, there is an accelerating effect on some chemical reactions when done in water that is useful in organic chemistry.⁹²

When nonpolar compounds are suspended in water their relative insolubility causes them to associate, diminishing the water–hydrocarbon interfacial area (a hydrophobic effect). This association is greater in water than in methanol and brings the reactive partners into close proximity, increasing the rate of reaction. Any additive that increases the hydrophobic effect will increase the rate.⁹¹

Carbon dioxide can be used as a reaction solvent when pressurized (supercritical carbon dioxide, scCO₂). Carbon dioxide is nontoxic, inexpensive, abundant, and easily recycled. These properties have made it attractive as an extraction solvent.⁹³ The low critical temperature of CO₂ (T_c) 31.1 °C ensures that scCO₂ is a safe solvent for many applications.⁹⁴ There are solubility issues that suggest scCO₂ is a rather polar solvent.⁹⁵ For example, many systems with hydrocarbon chains are

⁸⁸Firestone, R.A.; Vitale, M.A. *J. Org. Chem.* **1981**, *46*, 2160.

⁸⁹Hopff, H.; Rautenstrauch, C.W. *U.S. Patent* 2,262,002, **1939** [*Chem. Abstr.* *36*: 10469, **1942**].

⁹⁰Berson, J.A.; Hamlet, Z.; Mueller, W.A. *J. Am. Chem. Soc.* **1962**, *84*, 297.

⁹¹Rideout, D.; Breslow, R. *J. Am. Chem. Soc.* **1980**, *102*, 7816.

⁹²Engberts, J.B.F.N.; Blandamer, M.J. *Chem. Commun.* **2001**, 1701; Lindström, U.M. *Chem. Rev.* **2002**, *102*, 2751; Ribe, S.; Wipf, P. *Chem. Commun.* **2001**, 299.

⁹³See Raynie, D.E. *Anal. Chem.* **2004**, *76*, 4659.

⁹⁴Subramaniam, B.; Rajewski, R.A.; Snavelly, K. *J. Pharm. Sci.* **1997**, *86*, 885.

⁹⁵Raveendran, P.; Ikushima, Y.; Wallen, S.L. *Acc. Chem. Res.* **2005**, *38*, 478.

not very soluble in CO₂.⁹⁶ Water/carbon dioxide emulsions have also been employed.⁹⁷

The use of supercritical carbon dioxide (scCO₂) has been explored in many reactions,⁹⁸ including catalysis.⁹⁹ Some applications of this technique include the electrochemical synthesis of conducting polymers¹⁰⁰ and highly cross-linked polymers¹⁰¹ in scCO₂, the synthesis of octyl palmitate,¹⁰² of carbonated fatty methyl esters,¹⁰³ and of methyl carbamates.¹⁰⁴ A carbonylation reaction was done in scCO₂ in the course of a synthesis of trisubstituted cyclopentanes and cyclohexanes as key components of substance P antagonists.¹⁰⁵ A continuous flow acid catalyzed dehydration of alcohols was accomplished in scCO₂.¹⁰⁶ Supercritical fluids are playing an increasingly important role in synthetic organic chemistry.¹⁰⁷

Other supercritical fluids can be used for chemical reactions, such as supercritical ammonia in the synthesis of labeled guanidines.¹⁰⁸

IONIC SOLVENTS

Environmentally friendly solvents, such as ionic liquids, is of great interest. It was discovered that some molecules form ionic liquids that are suitable as a medium for chemical reactions.¹⁰⁹ An ionic liquid is a salt in which the ions are poorly coordinated, usually leading to their being liquid <100°C and sometimes at room temperature. In such ionic species, there is usually at least one ion with a delocalized charge whereas the other component is usually organic. This combination inhibits the formation of a stable crystal lattice. Both methylimidazolium and pyridinium ions form the basis of common ionic liquids that have been used in organic chemistry. One of the most common ionic solvents is 1-butyl-3-methylimidazolium as the hexafluorophosphate, **10**

⁹⁶Consani, K.A.; Smith, R.D.J. *Supercrit. Fluids* **1990**, *3*, 51.

⁹⁷Jacobson, G.B.; Lee Jr., C.T.; da Rocha, S.R.P.; Johnston, K.P. *J. Org. Chem.* **1999**, *64*, 1207; Jacobson, G.B.; Lee, Jr., C.T.; Johnston, K.P. *J. Org. Chem.* **1999**, *64*, 1201.

⁹⁸Gopalan, A.D.; Wai, C.M.; Jacobs, H.K. *Supercritical Carbon Dioxide: Separations and Processes*, American Chemical Society (distributed by Oxford University Press), Washington, DC, **2003**; Beckman, E.J. *Ind. Eng. Chem. Res.* **2003**, *42*, 1598; Wang, S.; Kienzle, F. *Ind. Eng. Chem. Res.* **2000**, *39*, 4487.

⁹⁹Leitner, W. *Acc. Chem. Res.* **2002**, *35*, 746.

¹⁰⁰Anderson, P.E.; Badlani, R.N.; Mayer, J.; Mabrouk, P.A. *J. Am. Chem. Soc.* **2002**, *124*, 10284.

¹⁰¹Cooper, A.I.; Hems, W.P.; Holmes, A.B. *Macromolecules* **1999**, *32*, 2156.

¹⁰²Madras, G.; Kumar, R.; Modak, J. *Ind. Eng. Chem. Res.* **2004**, *43*, 7697,1568.

¹⁰³Doll, K.M.; Erhan, S.Z. *J. Agric. Food Chem.* **2005**, *53*, 9608.

¹⁰⁴Selva, M.; Tundo, P.; Perosa, A.; Dall'Acqua, F. *J. Org. Chem.* **2005**, *70*, 2771.

¹⁰⁵Kuethle, J.T.; Wong, A.; Wu, J.; Davies, I.W.; Dormer, P.G.; Welch, C.J.; Hillier, M.C.; Hughes, D.L.; Reider, P.J. *J. Org. Chem.* **2002**, *67*, 5993.

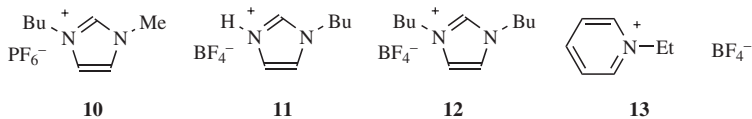
¹⁰⁶Gray, W.K.; Smail, F.R.; Hitzler, M.G.; Ross, S.K.; Poliakoff, M. *J. Am. Chem. Soc.* **1999**, *121*, 10711.

¹⁰⁷Oakes, R.S.; Clifford, A.A.; Rayner, C.M. *J. Chem. Soc., Perkin Trans. 1* **2001**, 917; Prajapati, D.; Gohain, M. *Tetrahedron* **2004**, *60*, 815.

¹⁰⁸Jacobson, G.B.; Westerberg, G.; Markides, K.E.; Langstrom, B. *J. Am. Chem. Soc.* **1996**, *118*, 6868.

¹⁰⁹Wasserscheid, P.; Keim, W. *Angew. Chem. Int. Ed.* **2000**, *39*, 3772; Earle, M.J.; Seddon, K.R. *Pure Appl. Chem.* **2000**, *72*, 1391; Wasserscheid, P.; Welton, T. *Ionic Liquids in Synthesis*, Wiley-VCH, NY, **2002**; Adams, D.J.; Dyson, P.J.; Taverner, S.J. *Chemistry in Alternative Reaction Media*, Wiley, NY, **2003**.

(Bmim PF₆).¹¹⁰ Hydrogenbutylimidazolium tetrafluoroborate (HBuIm, **11**) and 1,3-dibutylimidazolium, tetrafluoroborate (DiBuIm, **12**), for example,¹¹¹ have been reported to facilitate Diels–Alder reactions (**15-60**).¹¹² Pyridinium based ionic liquids, such as ethylpyridinium tetrafluoroborate (**13**), have also been used.¹¹³



Ionic solvents have been used to facilitate the Heck reaction (**13-9**),¹¹⁴ the oxidation of alcohols with hypervalent iodine reagents (**19-3**),¹¹⁵ and the catalytic asymmetric dihydroxylation of olefins (**15-48**) using a recoverable and reusable osmium/ligand.¹¹⁶ Reactions in ionic liquids is a rapidly growing area of organic chemistry, including microwave reactions (see p. 354) in ionic solvents.¹¹⁷ The development and use of ionic solvents is a growth area of organic chemistry.¹¹⁸

SOLVENTLESS REACTIONS

In some cases, it should be possible to accomplish a chemical transformation without the use of a solvent. Dry media reaction under microwaves is an important area of study (see p. 352).¹¹⁹ There are several advantages of solventless reactions: (1) the possibility of direct formation of high purity compounds, (2) the possibility of sequential reactions, (3) fast kinetics, (4) lower energy usage, (5) minimal need for preformed salts and metal–metalloid complexes, (6) simplicity and low equipment cost, and (7) the possibility of avoiding functional group protection–deprotection.¹²⁰ Potential difficulties include the possibility of hot spots and runaway reactions, and difficulties in handling solid or highly viscous materials.¹²¹ An example of this approach is the aldol condensation, where a single aldol product was obtained in high yield.¹²² 3-Carboxylcoumarins have been produced via a solventless aldol.¹²⁰

¹¹⁰Dupont, J.; Consorti, C.S.; Suarez, P.A.Z.; de Souza, R.F. *Org. Synth. Coll. Vol. X*, 184.

¹¹¹For discussion of HBuIM and DiBuIm, see Harlow, K.J.; Hill, A.F.; Welton, T. *Synthesis* **1996**, 697; Holbrey, J.D.; Seddon, K.R. *J. Chem. Soc., Dalton Trans.* **1999**, 2133; Larsen, A.S.; Holbrey, J.D.; Tham, F.S.; Reed, C.A. *J. Am. Chem. Soc.* **2000**, *122*, 7264.

¹¹²Jaegar, D.A.; Tucker, C.E. *Tetrahedron Lett.* **1989**, *30*, 1785.

¹¹³See Xiao, Y.; Malhotra, S.V. *Tetrahedron Lett.* **2004**, *45*, 8339.

¹¹⁴Handy, S.T.; Okello, M.; Dickenson, G. *Org. Lett.* **2003**, *5*, 2513.

¹¹⁵Yadav, J.S.; Reddy, B.V.S.; Basak, A.K.; Narsaiah, A.V. *Tetrahedron* **2004**, *60*, 2131.

¹¹⁶Branco, L.C.; Afonso, C.A.M. *J. Org. Chem.* **2004**, *69*, 4381.

¹¹⁷See Leadbeater, N.E.; Torenius, H.M. *J. Org. Chem.* **2002**, *67*, 3145.

¹¹⁸For studies to expand the polarity range of ionic solvents see Dzyuba, S.V.; Bartsch, R.A. *Tetrahedron Lett.* **2002**, *43*, 4657.

¹¹⁹Kidwai, M. *Pure Appl. Chem.* **2001**, *73*, 147.

¹²⁰Cave, G.W.V.; Raston, C.L.; Scott, J.L. *Chem. Commun.* **2001**, 2159; Toda, F.; Tanaka, K. *Chem. Rev.* **2000**, *100*, 1025.

¹²¹Raston, C.L. *Chemistry in Australia* **2004**, 10.

¹²²Toda, F.; Tanaka, K.; Hamai, K. *J. Chem. Soc., Perkin Trans. 1* **1990**, 3207.

PART TWO

In Part 2 of this book, we will be directly concerned with organic reactions and their mechanisms. The reactions have been classified into 10 chapters, based primarily on reaction type: substitutions, additions to multiple bonds, eliminations, rearrangements, and oxidation–reduction reactions. Five chapters are devoted to substitutions; these are classified on the basis of mechanism as well as substrate. Chapters 10 and 13 include nucleophilic substitutions at aliphatic and aromatic substrates, respectively. Chapters 12 and 11 deal with electrophilic substitutions at aliphatic and aromatic substrates, respectively. All free-radical substitutions are discussed in Chapter 14. Additions to multiple bonds are classified not according to mechanism, but according to the type of multiple bond. Additions to carbon–carbon multiple bonds are dealt with in Chapter 15; additions to other multiple bonds in Chapter 16. One chapter is devoted to each of the three remaining reaction types: Chapter 17, eliminations; Chapter 18, rearrangements; Chapter 19, oxidation–reduction reactions. This last chapter covers only those oxidation–reduction reactions that could not be conveniently treated in any of the other categories (except for oxidative eliminations).

Each chapter in Part 2 consists of two main sections. The first section of each chapter (except Chapter 19) deals with mechanism and reactivity. For each reaction type the various mechanisms are discussed in turn, with particular attention given to the evidence for each mechanism and to the factors that cause one mechanism rather than another to prevail in a given reaction. Following this, each chapter contains a section on reactivity, including, where pertinent, a consideration of orientation and the factors affecting it.

The second main section of each chapter is a treatment of the reactions belonging to the category indicated by the title of the chapter. It is not possible to discuss in a book of this nature all or nearly all known reactions. However, an attempt has been made to include all the important reactions of standard organic chemistry that can be used to prepare relatively pure compounds in reasonable yields. In order to present a well-rounded picture and to include some reactions that are traditionally discussed in textbooks, a number of reactions that do not fit into the above category have been included. The scope of the coverage is apparent from the fact that more than 90% of the individual preparations given in *Organic Syntheses* are treated. However, certain special areas have been covered only lightly or not at all. Among these are electrochemical and polymerization reactions, and the preparation and reactions of heterocyclic compounds, carbohydrates, steroids, and compounds containing phosphorus, silicon, arsenic, boron, and mercury. The basic principles

involved in these areas are of course no different from those in the areas more fully treated. Even with these omissions, however, some 580 reactions are treated in this book.

Each reaction is discussed in its own numbered section.¹ These are numbered consecutively within a chapter, each section number preceded by the chapter number, so that reaction **16-1** is the first reaction of Chapter 16 and reaction **13-21** is the twenty-first reaction of Chapter 13. The order in which the reactions are presented is not arbitrary, but is based on an orderly outline that depends on the type of reaction. Within each section, the scope and utility of the reaction are discussed and references are given to review articles, if any. If there are features of the mechanism that especially pertain to that reaction, these are also discussed within the section rather than in the first part of the chapter where the discussion of mechanism is more general.

IUPAC NOMENCLATURE FOR TRANSFORMATIONS

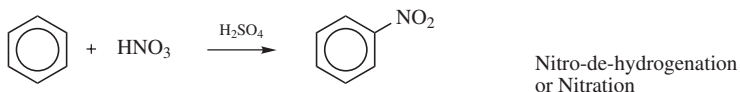
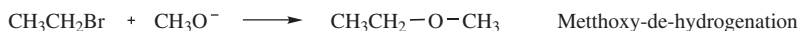
There has long been a need for a method of naming reactions. As most students know well, many reactions are given the names of their discoverers or those who popularized them (e.g., Claisen, Diels–Alder, Stille, Wittig, Cope, Dess–Martin). This is useful as far as it goes, but each name must be individually memorized, and there are many reactions that do not have such names. The IUPAC Commission on Physical Organic Chemistry has produced a *system* for naming not reactions, but transformations (a reaction includes all reactants; a transformation shows only the substrate and product, omitting the reagents). The advantages of a systematic method are obvious. Once the system is known, no memorization is required; the name can be generated directly from the equation. The system includes rules for naming eight types of transformation: substitutions, additions, eliminations, attachments and detachments, simple rearrangements, coupling and uncoupling, insertions and extrusions, and ring opening and closing. We give here only the most basic rules for the first three of these types, which, however, will suffice for naming many transformations.² The complete rules give somewhat different names for speech writing and indexing. In this book, we give only the speech-writing names.

¹The classification of reactions into sections is, of course, to some degree arbitrary. Each individual reaction (e.g., $\text{CH}_3\text{Cl} + \text{CN}^- \rightarrow \text{CH}_3\text{CN}$ and $\text{C}_2\text{H}_5\text{Cl} + \text{CN}^- \rightarrow \text{C}_2\text{H}_5\text{CN}$) is different, and custom generally decides how we group them together. Individual preferences also play a part. Some chemists would say that $\text{C}_6\text{H}_5\text{N}_2^+ + \text{CuCN} \rightarrow \text{C}_6\text{H}_5\text{CN}$ and $\text{C}_6\text{H}_5\text{N}_2^+ + \text{CuCl} \rightarrow \text{C}_6\text{H}_5\text{Cl}$ are examples of the “same” reaction. Others would say that they are not, but that $\text{C}_6\text{H}_5\text{N}_2^+ + \text{CuCl} \rightarrow \text{C}_6\text{H}_5\text{Cl}$ and $\text{C}_6\text{H}_5\text{N}_2^+ + \text{CuBr} \rightarrow \text{C}_6\text{H}_5\text{Br}$ are examples of the “same” reaction. No claim is made that the classification system used in this book is more valid than any other. For another way of classifying reactions, see Fujita, *S. J. Chem. Soc., Perkin Trans. 2* **1988**, 597.

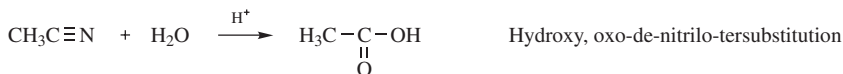
²For the complete rules, as so far published, see Jones, R.A.Y.; Bunnett, J.F. *Pure Appl. Chem.* **1989**, *61*, 725.

Substitutions

A name consists of the entering group, the syllable “de,” and the leaving group. If the leaving group is hydrogen, it may be omitted (in all examples, the substrate is written on the left).



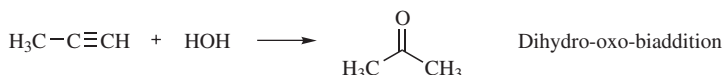
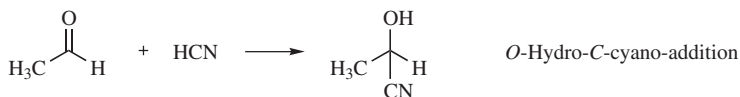
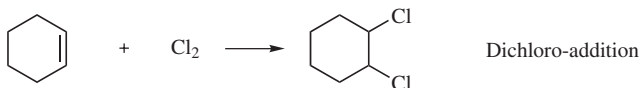
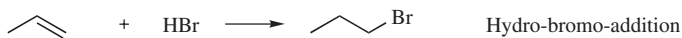
Multivalent substitutions are named by a modification of this system that includes suffixes, such as “bisubstitution” and “tersubstitution.”



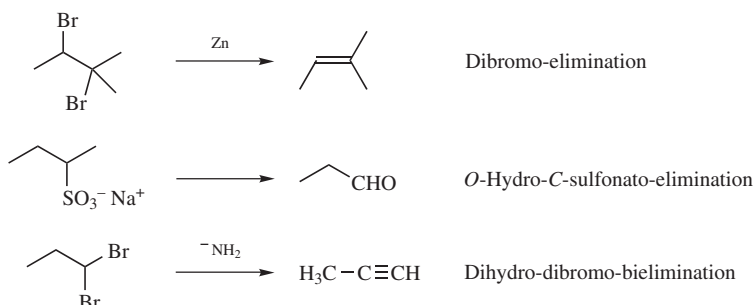
(Note: The nitrilo group is $\equiv\text{N}$.)

Additions

For simple 1,2-additions, the names of both addends are given followed by the suffix “addition.” The addends are named in order of priority in the Cahn–Ingold–Prelog system (p. 155), the lower ranking addend coming first. Multivalent addition is indicated by “biaddition,” and so on.



Eliminations are named the same way as additions, except that “elimination” is used instead of “addition.”



In the reaction sections of this book, we will give IUPAC names for most transformations (these names will be printed in the same typeface used above), including examples of all eight types.³ As will become apparent, some transformations require more rules than we have given here.² However, it is hoped that the simplicity of the system will also be apparent.

Two further notes: (1) Many transformations can be named using either of two reactants as the substrate. For example, the transformation methylene-de-oxobisubstitution above, can also be named ethylidene-de-triphenylphosphoranylidenebisubstitution. In this book, unless otherwise noted, we will show only those names in which the substrate is considered to undergo the reactions indicated by the titles of the chapters. Thus the name we give to **11-11** ($\text{ArH} + \text{RCl} \rightarrow \text{ArR}$) is alkyl-de-hydrogenation, not aryl-de-chlorination, though the latter name is also perfectly acceptable under the IUPAC system. (2) The IUPAC rules recognize that some transformations are too complex to be easily fitted into the system, so they also include a list of names for some complex transformations, which are IUPAC approved, but nonsystematic (for some examples, see reactions **12-44**, **18-34**).

IUPAC SYSTEM FOR SYMBOLIC REPRESENTATION OF MECHANISMS

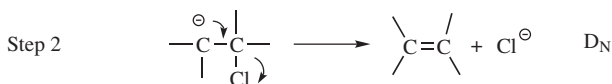
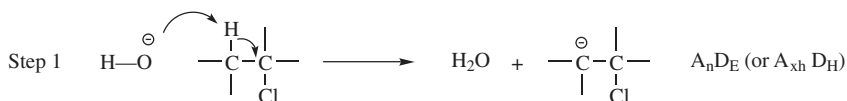
In addition to providing a system for naming transformations, the IUPAC Commission on Physical Organic Chemistry has also produced one for representing mechanisms.⁴ As we will see in Part 2, many mechanisms (though by no means all) are commonly referred to by designations, such as $\text{S}_{\text{N}}2$, $\text{A}_{\text{AC}}2$, $\text{E}_{1\text{cB}}$, and $\text{S}_{\text{RN}}1$, many of them devised by C.K. Ingold and his co-workers. While these

³For some examples, see: attachments (**18-27**, **19-29**), detachments (**19-72**), simple rearrangements (**18-7**, **18-29**), coupling (**10-56**, **19-34**), uncoupling (**19-9**, **19-75**), insertions (**12-21**, **18-9**), extrusions (**17-35**, **17-38**), ring opening (**10-14**, **10-35**), ring closing (**10-9**, **15-60**).

⁴Guthrie, R.D. *Pure Appl. Chem.* **1989**, *61*, 23. For a briefer description, see Guthrie, R.D.; Jencks, W.P. *Acc. Chem. Res.* **1989**, *22*, 343.

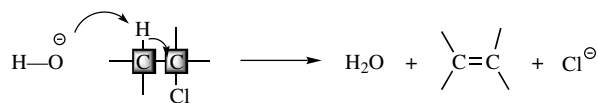
designations have been useful (and we will continue to use them in this book), the sheer number of them can be confusing, especially since the symbols do not give a direct clue to what is happening. For example, there is no way to tell directly from the symbols how S_N2' is related to S_N2 (see p. 426). The IUPAC system is based on a very simple description of bond changes.⁵ The letter A represents formation of a bond (association); D the breaking of a bond (dissociation). These are *primitive changes*. The basic description of a mechanism consists of these letters, with subscripts to indicate where the electrons are going. In any mechanism, the *core atoms* are defined as (1) the two atoms in a multiple bond that undergoes addition, or (2) the two atoms that will be in a multiple bond after elimination, or (3) the single atom at which substitution takes place.

As an example of the system, this is how an $E1_{CB}$ mechanism (p. 1488) would be represented:



Overall designation: $A_n D_E + D_N$ (or $A_{xh} D_H + D_N$)

In this case, the overall reaction is



and the core atoms are the two carbons in boldface.

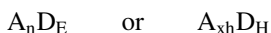
Step 1, First Symbol. A bond is being formed between O and H. Bond formation is represented by A. For this particular case, the system gives two choices for subscript. In any process, the subscript is N if a core atom is forming a bond to a nucleophile (A_N) or breaking a bond to a nucleofuge (D_N). If a noncore atom is doing the same thing, lowercase n is used instead. Since H and O are noncore atoms, the lowercase n is used, and the formation of the O—H bond is designated by A_n . However, because involvement of H^+ is so common in organic mechanisms, the rules allow an alternative. The subscript H or h may

⁵There are actually two IUPAC systems. The one we use in this book (Ref. 4) is intended for general use. A more detailed system, which describes every conceivable change happening in a system, and which is designed mostly for computer handling and storage, is given by Littler, J.S. *Pure Appl. Chem.* **1989**, *61*, 57. The two systems are compatible; the Littler system uses the same symbols as the Guthrie system, but has additional symbols.

replace N or n. The symbol xh denotes that the H^+ comes from or goes to an unspecified carrier atom X. Thus the term A_{xh} means that a bond is being formed between H (moving without electrons) and an outside atom, in this case O. The same subscript, xh, would be used if the outside atom were any other nucleophilic atom, say, N or S.

Step 1, Second Symbol. A bond is being broken between C and H. The symbol is D. In any process, the subscript is E if a core atom is forming a bond to an electrophile (A_E) or breaking a bond to an electrofuge (D_E). Since C is a core atom, the symbol here is D_E . Alternatively, the symbol could be D_H . The rules allow A_H or D_H to replace A_E or D_E if the electrophile or electrofuge is H^+ . Because a core atom is involved in this primitive change the H in the subscript is capitalized.

Step 1, Combined Symbols. In step 1, two bond changes take place simultaneously. In such cases, they are written together with no space or punctuation:



Step 2. Only one bond is broken in this step and no bonds are formed. (The movement of a pair of unshared electrons into the C—C bond, forming a double bond, is not designated by any symbol. In this system bond multiplicity changes are understood without being specified.) Thus the symbol is D. The broken bond is between a core atom (C) and a nucleofuge (Cl), so the designation is D_N .

Overall designation. This can be either $A_nD_N + D_N$ or $A_{xh}D_H + D_N$. The + symbol shows that there are two separate steps. If desired, rate-limiting steps can be shown by the symbol. In this case, if the first step is the slow step [old designation ($E1_{CB}$)], the designation would be $A_nD_E + D_N$ or $A_{xh}D_H + D_N$.

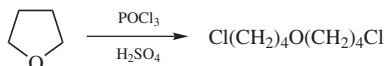
For most mechanisms (other than rearrangements), there will be only two A or D terms with uppercase subscripts, and the nature of the reaction can be immediately recognized by looking at them. If both are A, the reaction is an addition; if both are D (as in $A_nD_E + D_N$) it is an elimination. If one is A and the other D, the reaction is a substitution.

Here, we have given only a brief description of the system. Other IUPAC designations will be shown in Part Two, where appropriate. For more details, further examples, and additional symbols, see Ref. 4.

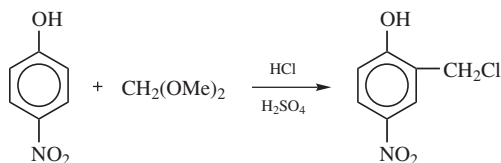
ORGANIC SYNTHESSES REFERENCES

At the end of each numbered section there is a list of *Organic Syntheses* references (abbreviated OS). With the exception of a few very common reactions (**12-3**, **12-23**, **12-24**, and **12-38**) the list includes *all* OS references for each reaction. The volumes

of OS that have been covered are Collective Volumes **I–X** and individual volumes **80–81**. Where no OS references are listed at the end of a section, the reaction has not been reported in OS through volume **81**. These listings thus constitute a kind of index to OS.⁶ Certain ground rules were followed in assembling these lists. A reaction in which two parts of a molecule independently undergo simultaneous reaction is listed under both reactions. Similarly, if two reactions happen (or might happen) rapidly in succession without the isolation of an intermediate, the reactions are listed in both places. For example, at OS **IV**, 266 is



This reaction is treated as **10-49** followed by **10-12** and is listed in both places. However, certain reactions are not listed because they are trivial examples. An instance of this is the reaction found at OS **III**, 468:



This is a chloromethylation reaction and is consequently listed at **11-14**. However, in the course of the reaction formaldehyde is generated from the acetal. This reaction is not listed at **10-6** (hydrolysis of acetals), because it is not really a preparation of formaldehyde.

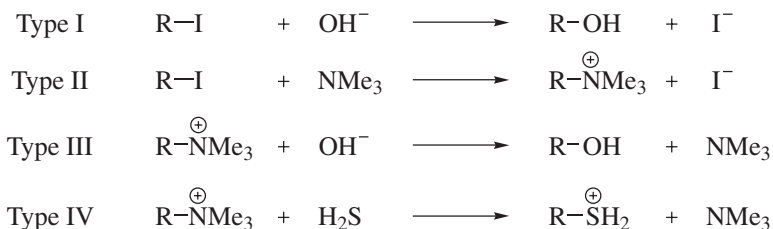
⁶Two indexes to *Organic Syntheses* have been published as part of the series. One of these, Liotta, D.C.; Volmer, M. *Organic Syntheses Reaction Guide*, Wiley, NY, **1991**, which covers the series through Vol. 68, is described on p. 1896. There are two others. One covers the series through Collective Vol. V, Shriner, R.L.; Shriner, R.H. *Organic Syntheses Collective Volumes I-V, Cumulative Indices*, Wiley, NY, **1976**. An updated version covers through Collective Vol. VIII: Freeman, J.P. *Organic Syntheses Collective Volumes I–VIII, Cumulative Indices*, Wiley, NY, **1995**. For an older index to *Organic Syntheses* (through Vol. 45), see Sugasawa, S.; Nakai, S. *Reaction Index of Organic Syntheses*, Wiley, NY, **1967**.

Aliphatic Substitution: Nucleophilic and Organometallic

In nucleophilic aliphatic substitution the attacking (electron donating) reagent (the nucleophile) brings an electron pair to the substrate, using this pair to form the new bond, and the leaving group (the nucleofuge) comes away with an electron pair:



This equation says nothing about charges. Nucleophile Y may be neutral or negatively charged; RX may be neutral or positively charged; so there are four charge types, examples of which are



In all cases, Y must have an unshared pair of electrons, so that all nucleophiles are Lewis bases. When Y is the solvent, the reaction is called *solvolysis*. Nucleophilic substitution at an aromatic carbon is considered in Chapter 13.

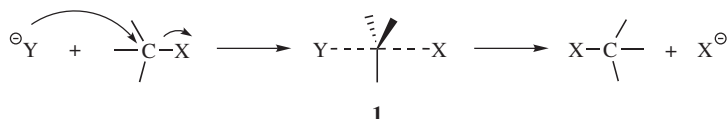
Nucleophilic substitution at an alkyl carbon is said to *alkylate* the nucleophile. For example, the above reaction between RI and NMe₃ is an *alkylation* of trimethylamine. Similarly, nucleophilic substitution at an acyl carbon is an *acylation* of the nucleophile.

MECHANISMS

Several distinct mechanisms are possible for aliphatic nucleophilic substitution reactions, depending on the substrate, nucleophile, leaving group, and reaction conditions. In all of them, however, the attacking reagent carries the electron pair with it, so that the similarities are greater than the differences. Mechanisms that occur at a saturated carbon atom are considered first.¹ By far the most common are the S_N1 and S_N2 mechanisms.

The S_N2 Mechanism

The designation S_N2 stands for *substitution nucleophilic bimolecular*. The IUPAC designation (p. 420) is A_ND_N. In this mechanism, there is *backside attack*:² the nucleophile approaches the substrate from a position 180° away from the leaving group. The reaction is a one-step process with no intermediate (see, however, pp. 428–431 and 440). The C–Y bond is formed as the C–X bond is broken to generate transition state **1**.



The energy necessary to break the C–X bond is supplied by simultaneous formation of the C–Y bond. The position of the atoms at the top of the curve of free energy of activation is represented as transition state **1**. Of course, the reaction does not stop here since this is the transition state. The group X must leave as the group Y comes in, because at no time can the carbon have more than eight electrons in its outer shell. When the transition state is reached, the central carbon atom has gone from its initial *sp*³ hybridization to an *sp*² state with an approximately perpendicular *p* orbital. One lobe of this *p* orbital overlaps with the nucleophile and the other with the leaving group. This is why a frontside S_N2 mechanism has never been observed. In a hypothetical frontside transition state, both the nucleophile and the leaving group would have to overlap with the same lobe of the *p* orbital. The backside mechanism involves the maximum amount of overlap throughout the course of the reaction. During the transition state the three nonreacting substituents and the central carbon are approximately coplanar. They will be exactly coplanar if both the entering and the leaving group are the same.

¹For a monograph on this subject, see Hartshorn, S.R. *Aliphatic Nucleophilic Substitution*, Cambridge University Press, Cambridge, **1973**. For reviews, see Katritzky, A.R.; Brycki, B.E. *Chem. Soc. Rev.* **1990**, *19*, 83; Richard, J.P. *Adv. Carbocation Chem.* **1989**, *1*, 121; de la Mare, P.B.D.; Swedlund, B.E., in Patai, S. *The Chemistry of the Carbon–Halogen Bond*, pt. 1, Wiley, NY, **1973**, pp. 409–490. Streitwieser, A. *Solvolytic Displacement Reactions*, McGraw-Hill, NY, **1962**.

²See Sun, L.; Hase, W.L.; Song, K. *J. Am. Chem. Soc.* **2001**, *123*, 5753.

There is a large amount of evidence for the S_N2 mechanism. First, there is the kinetic evidence. Since both the nucleophile and the substrate are involved in the rate-determining step (the only step, in this case), the reaction should be first order in each component, second order overall, and satisfy the rate expression, Eq. (10.1).

$$\text{Rate} = k[\text{RX}][\text{Y}] \quad (10.1)$$

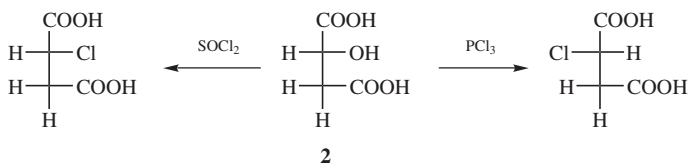
This rate law has been found to apply. Note that the 2 in S_N2 stands for bimolecular. It must be remembered that this is not always the same as second order (see p. 315). If a large excess of nucleophile is present (for example, if it is the solvent) the mechanism may still be bimolecular, although the experimentally determined kinetics will be first order, Eq. (10.2).

$$\text{Rate} = k[\text{RX}] \quad (10.2)$$

As previously mentioned (p. 318), such kinetics are called *pseudo-first order*.

The kinetic evidence is a necessary but not a sufficient condition; we will meet other mechanisms that are also consistent with these data. Much more convincing evidence is obtained from the fact that the mechanism predicts inversion of configuration when substitution occurs at a chiral carbon and this has been observed many times. This inversion of configuration (see p. 158) that proceeds through transition state **1** is called the *Walden inversion* and was observed long before the S_N2 mechanism was formulated by Hughes and Ingold.³

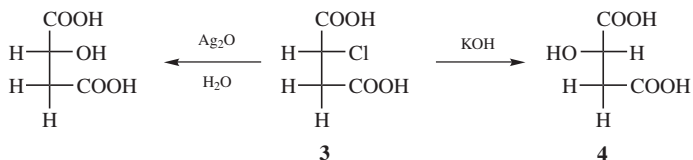
At this point it is desirable for us to see just how it was originally proved that a given substitution reaction proceeds with inversion of configuration, even before the mechanism was known. Walden presented a number of examples⁴ in which inversion *must* have taken place. For example, (+)-malic acid (**2**) could be converted to (+)-chlorosuccinic acid by thionyl chloride and to (–)-chlorosuccinic acid by phosphorus pentachloride.



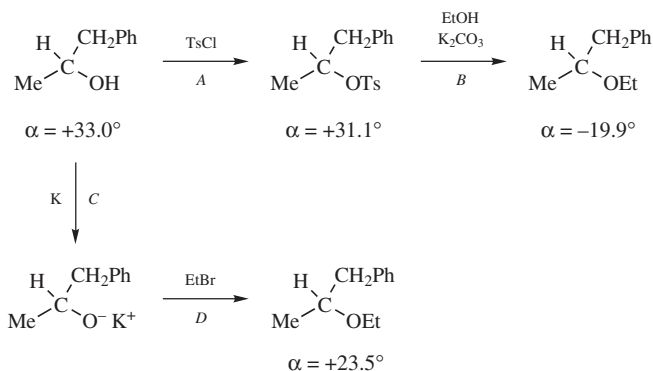
³Cowdrey, W.A.; Hughes, E.D.; Ingold, C.K.; Masterman, S.; Scott, A.D. *J. Chem. Soc.* **1937**, 1252. The idea that the addition of one group and removal of the other are simultaneous was first suggested by Lewis, G.N., in *Valence and the Structure of Atoms and Molecules*, Chemical Catalog Company, NY, **1923**, p. 113. The idea that a one-step substitution leads to inversion was proposed by Olsen, A.R. *J. Chem. Phys.* **1933**, *1*, 418.

⁴Walden, P. *Berichte* **1893**, *26*, 210; **1896**, *29*, 133; **1899**, *32*, 1855.

One of these must be an inversion and the other a retention of configuration, but the question is which is which? The signs of rotation are of no help in answering this question since, as we have seen (p. 154), rotation need not be related to configuration. Another example discovered by Walden is formation of **3** from **4**.⁵



A series of experiments designed to settle the matter of exactly where inversion takes place was performed by Phillips, Kenyon, and co-workers. In 1923, Phillips carried out the following cycle based on (+)-1-phenyl-2-propanol.⁶



In this cycle, (+)-1-phenyl-2-propanol is converted to its ethyl ether by two routes, path *AB* giving the (−) ether, and path *CD* giving the (+) ether. Therefore, at least one of the four steps must be an inversion. It is extremely unlikely that there is inversion in step *A*, *C*, or *D*, since in all these steps the C—O bond is unbroken, and in none of them could the oxygen of the bond have come from the reagent. There is therefore a high probability that *A*, *C*, and *D* proceeded with retention, leaving *B* as the inversion. A number of other such cycles were carried out, always with nonconflicting results.⁷ These experiments not only definitely showed that certain specific reactions proceed with inversion, but also established the configurations of many compounds.

Walden inversion has been found at a primary carbon atom by the use of a chiral substrate containing a deuterium and a hydrogen atom at the carbon bearing the

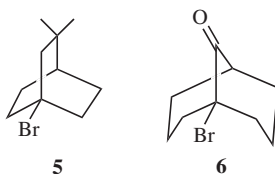
⁵For a discussion of these cycles, see Kryger, L.; Rasmussen, S.E. *Acta Chem. Scand.* **1972**, *26*, 2349.

⁶Phillips, H. *J. Chem. Soc.* **1923**, *123*, 44. For analyses of such cycles and general descriptions of more complex ones, see Garwood, D.C.; Cram, D.J. *J. Am. Chem. Soc.* **1970**, *92*, 4575; Cram, D.J.; Cram, J.M. *Fortschr. Chem. Forsch.* **1972**, *31*, 1.

⁷See Kenyon, J.; Phillips, H.; Shutt, G.R. *J. Chem. Soc.* **1935**, 1663 and references cited therein.

leaving group.⁸ Inversion of configuration has also been found for S_N2 reactions proceeding in the gas phase.⁹ High-pressure mass spectrometry has been used to probe the energy surface for gas-phase S_N2 reactions, which have two transition states (a “loose” transition state and a “tight” transition state).¹⁰

Another kind of evidence for the S_N2 mechanism comes from compounds with potential leaving groups at bridgehead carbons. If the S_N2 mechanism is correct, these compounds should not be able to react by this mechanism, since



the nucleophile cannot approach from the rear. Among the many known examples of unsuccessful reaction attempts at bridgeheads under S_N2 conditions¹¹ are treatment of the [2.2.2] system **5** with ethoxide ion¹² and treatment of the [3.3.1] system **6** with sodium iodide in acetone.¹³ In these cases, open-chain analogs underwent the reactions readily. As a final example of evidence for the S_N2 mechanism, the reaction between optically active 2-octyl iodide and radioactive iodide ion may be mentioned:



We expect racemization in this reaction, since if we start with the pure *R* isomer, at first each exchange will produce an *S* isomer, but with increasing concentration of *S* isomer, it will begin to compete for I[−] with the (*R*) isomer, until at the end a racemic mixture is left. The point investigated was a comparison of the rate of inversion with the rate of uptake of radioactive ^{*}I[−]. It was found¹⁴ that the rates were identical within experimental error:

Rate of inversion	$2.88 \pm 0.03 \times 10^{-5}$
Rate of exchange	$3.00 \pm 0.25 \times 10^{-5}$

⁸Streitwieser, Jr., A. *J. Am. Chem. Soc.* **1953**, 75, 5014.

⁹Speranza, M.; Angelini, G. *J. Am. Chem. Soc.* **1980**, 102, 3115 and references cited therein; Sauer, R.R. *J. Org. Chem.* **2002**, 67, 1221; Kempf, B.; Hampel, N.; Ofial, A.R.; Mayr, H. *Chem. Eur. J.* **2003**, 9, 2209. For a review of nucleophilic displacements in the gas phase, see Riveros, J.M.; José, S.M.; Takashima, K. *Adv. Phys. Org. Chem.* **1985**, 21, 197.

¹⁰Li, C.; Ross, P.; Szulejko, J.E.; McMahon, T.B. *J. Am. Chem. Soc.* **1996**, 118, 9360.

¹¹For a review of bridgehead reactivity in nucleophilic substitution reactions, see Müller, P.; Mareda, J., in Olah, G.A. *Cage Hydrocarbons*, Wiley, NY, **1990**, pp. 189–217. For a review of reactions at bridgehead carbons, see Fort, Jr., R.C.; Schleyer, P.v.R. *Adv. Alicyclic Chem.* **1966**, 1, 283.

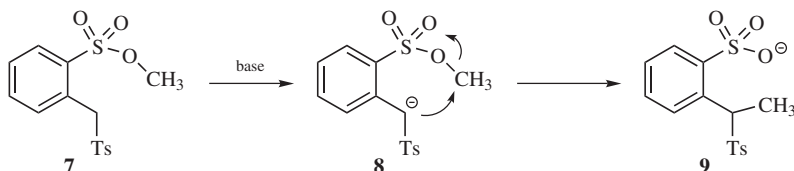
¹²Doering, W. von E.; Levitz, M.; Sayigh, A.; Sprecher, M.; Whelan, Jr., W.P. *J. Am. Chem. Soc.* **1953**, 75, 1008. Actually, a slow substitution was observed in this case, but not by an S_N2 mechanism.

¹³Cope, A.C.; Synerholm, M.E. *J. Am. Chem. Soc.* **1950**, 72, 5228.

¹⁴Hughes, E.D.; Juliusburger, F.; Masterman, S.; Topley, B.; Weiss, J. *J. Chem. Soc.* **1935**, 1525.

What was actually measured was the rate of racemization, which is twice the rate of inversion, since each inversion creates, in effect, two racemic molecules. The significance of this result is that it shows that every act of exchange is an act of inversion.

Eschenmoser and co-workers have provided strong evidence that the transition state in an S_N2 reaction must be linear.¹⁵ Base treatment of methyl α -tosyl-*o*-toluenesulfonate (**7**) gives the *o*-(1-tosylethyl)benzenesulfonate ion (**9**). The role of



the base is to remove the a proton to give the ion **8**. It might be supposed that the negatively charged carbon of **8** attacks the methyl group in an internal S_N2 process, but this is not the case. Cross-over experiments¹⁵ (p. 736) have shown that the negatively charged carbon attacks the methyl group of another molecule rather than the nearby one in the same molecule, that is, the reaction is intermolecular and not intramolecular, despite the more favorable entropy of the latter pathway (p. 302). The obvious conclusion is that intramolecular attack does not take place because complete linearity cannot be attained. This behavior is in sharp contrast to that in cases in which the leaving group is not constrained (p. 446), where intramolecular S_N2 mechanisms operate freely.

There is evidence, both experimental and theoretical, that there are intermediates in at least some S_N2 reactions in the gas phase, in charge type I reactions, where a negative ion nucleophile attacks a neutral substrate.¹⁶ Two energy minima, one before and one after the transition state appear in the reaction coordinate (Fig. 10.1).¹⁷ The energy surface for the S_N2 Menshutkin reaction (p. 555) has been examined and it was shown that charge separation was promoted by the solvent.¹⁸ An *ab initio* study of the S_N2 reaction at primary and secondary carbon centers has looked at the energy barrier (at the transition state) to the reaction.¹⁹ These minima correspond to unsymmetrical ion-dipole complexes.²⁰ Theoretical calculations also show such minima in certain solvents (e.g., DMF), but not in water.²¹ The

¹⁵Tenud, L.; Farooq, S.; Seibl, J.; Eschenmoser, A. *Helv. Chim. Acta* **1970**, *53*, 2059. See also, King, J.F.; McGarrity, M.J. *J. Chem. Soc., Chem. Commun.* **1979**, 1140.

¹⁶See Angel, L.A.; Ervin, K.M. *J. Am. Chem. Soc.* **2003**, *125*, 1014.

¹⁷Taken from Chandrasekhar, J.; Smith, S.F.; Jorgensen, W.L. *J. Am. Chem. Soc.* **1985**, *107*, 154.

¹⁸Gao, J.; Xia, X. *J. Am. Chem. Soc.* **1993**, *115*, 9667.

¹⁹Lee, I.; Kim, C.K.; Chung, D.S.; Lee, B.-S. *J. Org. Chem.* **1994**, *59*, 4490.

²⁰Pellerite, M.J.; Brauman, J.I. *J. Am. Chem. Soc.* **1980**, *102*, 5993; Wolfe, S.; Mitchell, D.J.; Schlegel, H.B. *J. Am. Chem. Soc.* **1981**, *103*, 7692; Evanseck, J.D.; Blake, J.F.; Jorgensen, W.L. *J. Am. Chem. Soc.* **1987**, *109*, 2349; Kozaki, T.; Morihashi, K.; Kikuchi, O. *J. Am. Chem. Soc.* **1989**, *111*, 1547; Jorgensen, W.L. *Acc. Chem. Res.* **1989**, *22*, 184.

²¹Chandrasekhar, J.; Jorgensen, W.L. *J. Am. Chem. Soc.* **1985**, *107*, 2974.

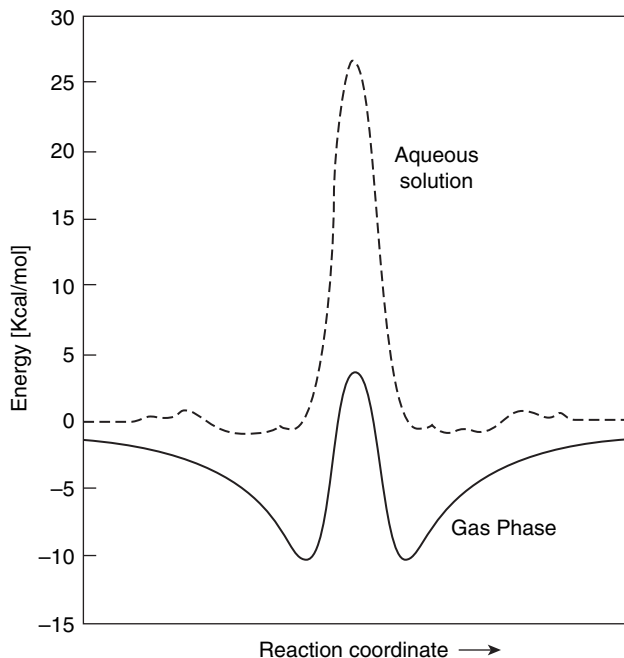


Fig. 10.1. Free-energy profile for the gas-phase (solid line) and aqueous solution (dashed line) S_N2 reaction between CH_3Cl and Cl^- , from molecular orbital calculations.¹⁷

S_N2 reactions can occur at atoms other than carbon, X (e.g., nitrogen or sulfur²²), and analogous to the phenomenon observed for S_N2 reactions at carbon.²³ The valence of the element X, controls the intrinsic barrier for the reaction in accord with the properties seen in the Periodic table.²⁴

For a list of some of the more important reactions that operate by the S_N2 mechanism, see Table 10.7.

Note that in some reactions, such as bromine transfer between carbanions via nucleophilic attack on bromine, anomalous kinetic behavior is observed. The largest rate constants are associated with bromine transfer between cyano-activated carbanions and the smallest relate to the removal of bromine from the nitromethane and nitroethane moieties.²⁵ The Brønsted plot ($\log k$ vs. ΔpK_a) for this reaction shows that unlike any normal Brønsted plot, which by definition displays a positive slope, the plot for $MeNO_2$ and $EtNO_2$ is negative. In deprotonation reactions of carbon compounds, the reactivity of nitroethane and nitromethane were shown to be anomalous.²⁶ In the series nitromethane, ethane, and isopropane, contrary

²²See reactions 10-60–10-68 and Bachrach, S.M.; Gailbreath, B.D. *J. Org. Chem.* **2001**, *66*, 2005.

²³Hoz, S.; Basch, H.; Wolk, J.L.; Hoz, T.; Rozental, E. *J. Am. Chem. Soc.* **1999**, *121*, 7724.

²⁴Yi, R.; Basch, H.; Hoz, S. *J. Org. Chem.* **2002**, *67*, 5891.

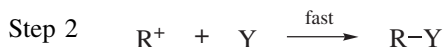
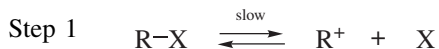
²⁵Grinblat, J.; Ben-Zion, M.; Hoz, S. *J. Am. Chem. Soc.* **2001**, *123*, 10738.

²⁶Pearson, R.G.; Dillon, R.L. *J. Am. Chem. Soc.* **1953**, *75*, 2439.

to expectations, compounds with higher acidity undergo slower deprotonation (i.e., the Brønsted plot displays a negative slope).²⁷

The S_N1 Mechanism

The most ideal version of the S_N1 mechanism (*substitutional nucleophilic unimolecular*) consists of two steps²⁸ (once again, possible charges on the substrate and nucleophile are not shown):



The first step is a slow ionization of the substrate and is the rate-determining step. The second is a rapid reaction between the intermediate carbocation and the nucleophile. The reactive nature of the carbocation can be expressed by its electrophilic character, or electrophilicity. A theoretical discussion concerning the origin of the electrophilicity concept was proposed by Parr et al.²⁹ In general, a good electrophile was characterized by having a high value of electronegativity (or a high value of electronic chemical potential), and a low value of the chemical hardness. The effect of substitution has been studied³⁰ in the context of superelectrophilicity (where carbocations are generated in super acidic media). Solvent effects have also been studied.³¹ Electrophilicity scales have been proposed using other carbocations.³²

Returning to the S_N1 mechanism, ionization of a leaving group to form the carbocation is always assisted by the solvent,³³ since the energy necessary to break the bond is largely recovered by solvation of R⁺ and of X. For example, the ionization of *t*-BuCl to *t*-Bu⁺ and Cl⁻ in the gas phase without a solvent requires 150 kcal mol⁻¹ (630 kJ mol⁻¹). In the absence of a solvent, such a process simply would not take place, except at very high temperatures. In water, this ionization requires only 20 kcal mol⁻¹ (84 kJ mol⁻¹). The difference is solvation energy. In

²⁷Kresge, A.J. *Can. J. Chem.* **1974**, *52*, 1897; Yamataka, H.; Mustanir; Mishima, M. *J. Am. Chem. Soc.* **1999**, *121*, 10223.

²⁸For a direct observation of the two steps see Mayr, H.; Minegishi, S. *Angew. Chem. Int. Ed.* **2002**, *41*, 4493.

²⁹Parr, R. G.; Szentpály, L.V.; Liu, S. *J. Am. Chem. Soc.* **1999**, *121*, 1922.

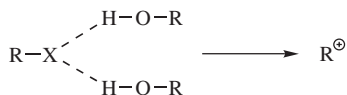
³⁰See Pérez, P. *J. Org. Chem.* **2004**, *69*, 5048.

³¹Pérez, P.; Toro-Labbé, A.; Contreras, R. *J. Am. Chem. Soc.* **2001**, *123*, 5527.

³²Pérez, P.; Toro-Labbé, A.; Aizman, A.; Contreras, R. *J. Org. Chem.* **2002**, *67*, 4747; Parr, R.G.; Szentpály, L.-v.; Liu, S. *J. Am. Chem. Soc.* **1999**, *121*, 1922.

³³For reviews of solvolysis, see Okamoto, K. *Adv. Carbocation Chem.* **1989**, *1*, 171; Blandamer, M.J.; Scott, J.M.W.; Robertson, R.E. *Prog. Phys. Org. Chem.* **1985**, *15*, 149; Robertson, R.E. *Prog. Phys. Org. Chem.* **1967**, *4*, 213. For a review of the solvolytic cleavage of *tert*-butyl substrates, see Dvorko, G.F.; Ponomareva, E.A.; Kulik, N.I. *Russ. Chem. Rev.* **1984**, *53*, 547.

cases where the role of the solvent is solely to assist in departure of the leaving group from the frontside, that is, where there is a complete absence of backside (S_N2) participation by solvent molecules, the mechanism is called *limiting* S_N1 . There is kinetic and other evidence³⁴ that in pulling the leaving group X away from RX, two molecules of a protic solvent form weak hydrogen bonds with X.

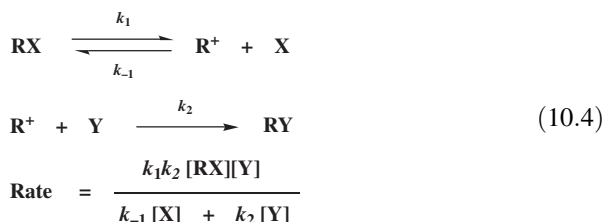


In the IUPAC system, the S_N1 mechanism is $D_N + A_N$ or $D_N^{\ddagger} + A_N$ (where \ddagger denotes the rate-determining step). The IUPAC designations for the S_N1 and S_N2 mechanisms thus clearly show the essential differences between them: $A_N D_N$ indicates that bond breaking is concurrent with bond formation; $D_N + A_N$ shows that the former happens first.

In looking for evidence for the S_N1 mechanism, the first thought is that it should be a first-order reaction following the rate law:

$$\text{Rate} = k[\text{RX}] \quad (10.3)$$

Since the slow step involves only the substrate, the rate should be dependent only on the concentration of that. Although the solvent is necessary to assist in the process of ionization, it does not enter the rate expression, because it is present in large excess. However, the simple rate law given in Eq. (10.3) is not sufficient to account for all the data. Many cases are known where pure first-order kinetics are followed, but in many other cases more complicated kinetics are found. We can explain this by taking into account the reversibility of the first step. The X formed in this step competes with Y for the cation and the rate law must be modified as shown (see Chapter 6).



At the beginning of the reaction, when the concentration of X is very small, $k_{-1}[\text{X}]$ is negligible compared with $k_2[\text{Y}]$ and the rate law is reduced to Eq. (10.3). Indeed, S_N1 reactions generally do display simple first-order kinetics in their initial stages. Most kinetic studies of S_N1 reactions fall into this category. In the later stages of S_N1 solvolyses, $[\text{X}]$ becomes large and Eq. (10.4) predicts that the rate should

³⁴Blandamer, M.J.; Burgess, J.; Duce, P.P.; Symons, M.C.R.; Robertson, R.E.; Scott, J.M.W. *J. Chem. Res. (S)* 1982, 130.

decrease. This is found to be the case for diarylmethyl halides,³⁵ although not for *tert*-butylhalides, which follow Eq. (10.3) for the entire reaction.³⁶ An explanation for this difference is that *tert*-butylcations are less selective than the relatively stable diarylmethyl type (p. 240). Although halide ion is a much more powerful nucleophile than water, there is much more water available since it is the solvent.³⁷ The selective diphenylmethyl cation survives many collisions with solvent molecules before combining with a reactive halide, but the less selective *tert*-butylion cannot wait for a reactive but relatively rare halide ion and combines with the solvent.

If the X formed during the reaction can decrease the rate, at least in some cases, it should be possible to *add* X from the outside and further decrease the rate in that way. This retardation of rate by addition of X is called *common-ion effect* or the *mass-law effect*. Once again, addition of halide ions decreases the rate for diphenylmethyl but not for *tert*-butylhalides.

One factor that complicates the kinetic picture is the *salt effect*. An increase in ionic strength of the solution usually increases the rate of an S_N1 reaction (p. 501). But when the reaction is of charge type II, where both Y and RX are neutral, so that X is negatively charged (and most solvolyses are of this charge type), the ionic strength increases as the reaction proceeds and this increases the rate. This effect must be taken into account in studying the kinetics. Incidentally, the fact that the addition of outside ions *increases* the rate of most S_N1 reactions makes especially impressive the *decrease* in rate caused by the common ion.

Note that the pseudo-first-order rate law for an S_N2 reaction in the presence of a large excess of Y [Eq. (10.1)] is the same as that for an ordinary S_N1 reaction [Eq. (10.3)]. It is thus not possible to tell these cases apart by simple kinetic measurements. However, we can often distinguish between them by the common-ion effect mentioned above. Addition of a common ion will not markedly affect the rate of an S_N2 reaction beyond the effect caused by other ions. Unfortunately, as we have seen, not all S_N1 reactions show the common-ion effect, and this test fails for *tert*-butyl and similar cases.

Kinetic studies also provide other evidence for the S_N1 mechanism. One technique used ¹⁹F NMR to follow the solvolysis of trifluoroacetyl esters.³⁸ If this mechanism operates essentially as shown on p. 432, the rate should be the same for a given substrate under a given set of conditions, *regardless of the identity of the nucleophile or its concentration*. In one experiment that demonstrates this, benzhydryl chloride (Ph₂CHCl) was treated in SO₂ with the nucleophiles fluoride ion, pyridine, and triethylamine at several concentrations of each nucleophile.³⁹ In each case the initial rate of the reaction was approximately the same when

³⁵Benfey, O.T.; Hughes, E.D.; Ingold, C.K. *J. Chem. Soc.* **1952**, 2488.

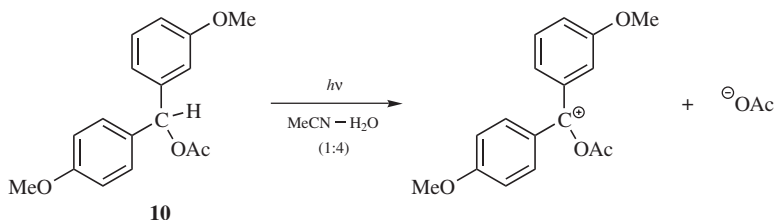
³⁶Bateman, L.C.; Hughes, E.D.; Ingold, C.K. *J. Chem. Soc.* **1940**, 960.

³⁷In the experiments mentioned, the solvent was actually "70%" or "80%" aqueous acetone. The "80%" aqueous acetone consists of 4 vol of dry acetone and 1 vol of water.

³⁸Creary, X.; Wang, Y.-X. *J. Org. Chem.* **1992**, *57*, 4761. Also see, Fărcașiu, D.; Marino, G.; Harris, J.M.; Hovanes, B.A.; Hsu, C.S. *J. Org. Chem.* **1994**, *59*, 154.

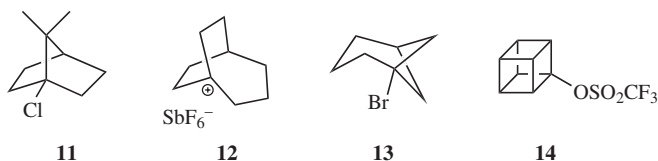
³⁹Bateman, L.C.; Hughes, E.D.; Ingold, C.K. *J. Chem. Soc.* **1940**, 1011.

corrections were made for the salt effect. The same type of behavior has been shown in a number of other cases, even when the reagents are as different in their nucleophilicities (see p. 490) as H_2O and HO^- .



It is normally not possible to detect the carbocation intermediate of an $\text{S}_{\text{N}}1$ reaction directly, because its lifetime is very short. However, in the case of 3,4-dimethoxydiphenylmethyl acetate (**10**) and certain other substrates in polar solvents it was possible to initiate the reaction photolytically, and under these conditions the UV spectra of the intermediate carbocations could be obtained,⁴⁰ providing additional evidence for the $\text{S}_{\text{N}}1$ mechanism.

Further evidence for the $\text{S}_{\text{N}}1$ mechanism is that reactions run under $\text{S}_{\text{N}}1$ conditions fail or proceed very slowly at the bridgehead positions¹⁰ of [2.2.1] (norbornyl) systems⁴¹ (e.g., 1-chloroapocamphane, **8**). If $\text{S}_{\text{N}}1$ reactions require carbocations



and if carbocations must be planar or nearly planar, then it is no surprise that bridgehead 1-norbornyl carbon atoms, which cannot assume planarity, do not become the seat of carbocations. As an example, **11**, boiled 21 h with 30% KOH in 80% ethanol or 48 h with aqueous ethanolic silver nitrate, gave no reaction in either case,⁴² although analogous open-chain systems reacted readily. According to this theory, $\text{S}_{\text{N}}1$ reactions should be possible with larger rings, since near-planar carbocations might be expected there. This turns out to be the case. For example, [2.2.2] bicyclic systems undergo $\text{S}_{\text{N}}1$ reactions much faster than smaller bicyclic systems, although the reaction is still slower than with open-chain systems.⁴³ Proceeding to a still larger system, the bridgehead [3.2.2] cation **12** is actually stable enough to be kept in solution in $\text{SbF}_5\text{-SO}_2\text{ClF}$ at temperatures below -50°C ⁴⁴ (see also, p. 486). Other small bridgehead systems that undergo $\text{S}_{\text{N}}1$ reactions are the

⁴⁰McClelland, R.A.; Kanagasabapathy, V.M.; Steenken, S. *J. Am. Chem. Soc.* **1988**, *110*, 6913.

⁴¹For a review, see Fort, Jr., R.C., in Olah, G.A.; Schleyer, P.v.R. *Carbonium Ions*, Vol. 4; Wiley, NY, **1973**, pp. 1783–1835.

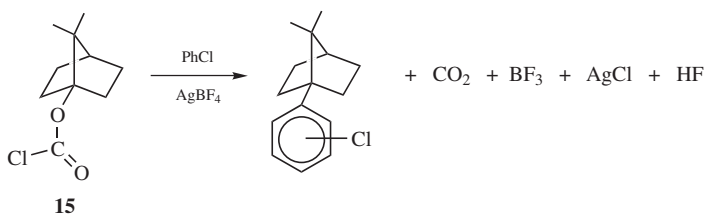
⁴²Bartlett, P.D.; Knox, L.H. *J. Am. Chem. Soc.* **1939**, *61*, 3184.

⁴³For synthetic examples, see Kraus, G.A.; Hon, Y. *J. Org. Chem.* **1985**, *50*, 4605.

⁴⁴Olah, G.A.; Liang, G.; Wiseman, J.R.; Chong, J.A. *J. Am. Chem. Soc.* **1972**, *74*, 4927.

[3.1.1] (e.g., **13**)⁴⁵ and the cubyl (e.g., **14**)⁴⁶ systems. *Ab initio* calculations show that the cubyl cation, although it cannot be planar, requires less energy to form than the 1-norbornyl cation.⁴⁷ There are reactions where the cationic carbon is not coplanar with conjugating substituents (such as phenyl), and formation of the carbocation is more difficult but the reaction proceeds.⁴⁸

Certain nucleophilic substitution reactions that normally involve carbocations can take place at norbornyl bridgeheads⁴⁹ (though it is not certain that carbocations are actually involved in all cases) if the leaving group used is of the type that cannot function as a nucleophile (and thus come back) once it has gone, and in the displacement of ClCO_2 in **15**. In this example,⁵⁰ chlorobenzene is the nucleophile (see **11-10**).



Additional evidence for the $\text{S}_{\text{N}}1$ mechanism, in particular, for the intermediacy of carbocations, is that solvolysis rates of alkyl chlorides in ethanol parallel carbocation stabilities as determined by heats of ionization measured in superacid solutions (p. 236).⁵¹ It is important to note that some solvolysis reactions proceed by an $\text{S}_{\text{N}}2$ mechanism.⁵²

Ion Pairs in the $\text{S}_{\text{N}}1$ Mechanism⁵³

Like the kinetic evidence, the stereochemical evidence for the $\text{S}_{\text{N}}1$ mechanism is less clear-cut than it is for the $\text{S}_{\text{N}}2$ mechanism.⁵⁴ If there is a free carbocation, it is planar (p. 245), and the nucleophile should attack with equal facility from either

⁴⁵Della, E.W.; Pigou, P.E.; Tsanaktisidis, J. *J. Chem. Soc., Chem. Commun.* **1987**, 833.

⁴⁶Eaton, P.E.; Yang, C.; Xiong, Y. *J. Am. Chem. Soc.* **1990**, *112*, 3225; Moriarty, R.M.; Tuladhar, S.M.; Penmasta, R.; Awasthi, A.K. *J. Am. Chem. Soc.* **1990**, *112*, 3228.

⁴⁷Hrovat, D.A.; Borden, W.T. *J. Am. Chem. Soc.* **1990**, *112*, 3227.

⁴⁸Lee, I.; Kim, N.D.; Kim, C.K. *Tetrahedron Lett.* **1992**, *33*, 7881.

⁴⁹Bartlett, P.D.; Knox, L.H. *J. Am. Chem. Soc.* **1939**, *61*, 3184; Clive, D.L.J.; Denyer, C.V. *Chem. Commun.* **1971**, 1112; White, E.H.; McGirk, R.H.; Aufdermarsh, Jr., C.A.; Tiwari, H.P.; Todd, M.J. *J. Am. Chem. Soc.* **1973**, *95*, 8107; Beak, P.; Harris, B.R. *J. Am. Chem. Soc.* **1974**, *96*, 6363.

⁵⁰For a review of reactions with the OCOCl leaving group, see Beak, P. *Acc. Chem. Res.* **1976**, *9*, 230.

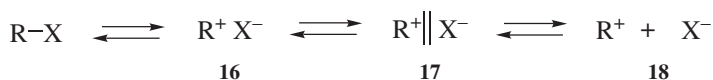
⁵¹Arnett, E.M.; Petro, C.; Schleyer, P.v.R. *J. Am. Chem. Soc.* **1979**, *101*, 522; Arnett, E.M.; Pienta, N.J. *J. Am. Chem. Soc.* **1980**, *102*, 3329; Arnett, E.M.; Molter, K.E. *Acc. Chem. Res.* **1985**, *18*, 339.

⁵²Lee, I.; Lee, Y.S.; Lee, B.-S.; Lee, H.W. *J. Chem. Soc. Perkin Trans. 2* **1993**, 1441.

⁵³For reviews of ion pairs in S_{N} reactions, see Beletskaya, I.P. *Russ. Chem. Rev.* **1975**, *44*, 1067; Harris, J.M. *Prog. Phys. Org. Chem.* **1974**, *11*, 89; Raber, D.J.; Harris, J.M.; Schleyer, P.v.R., in Szwarc, M. *Ions and Ion Pairs in Organic Reactions*, Vol. 2; Wiley, NY, **1974**, pp. 247–374.

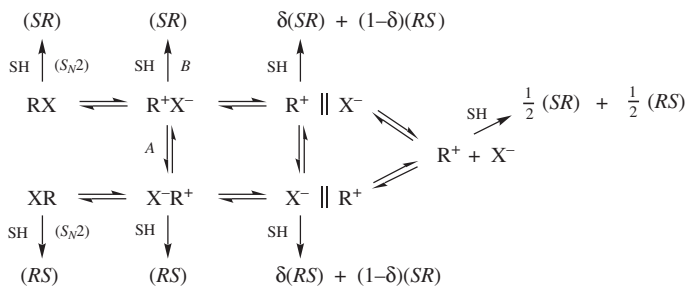
⁵⁴For an alternative view of the $\text{S}_{\text{N}}1/\text{S}_{\text{N}}2$ mechanism see Uggerud, E. *J. Org. Chem.* **2001**, *66*, 7084.

side of the plane, resulting in complete racemization. Although many first-order substitutions do give complete racemization, many others do not. Typically there is 5–20% inversion, although in a few cases, a small amount of retention of configuration has been found. These and other results have led to the conclusion that in many S_N1 reactions at least some of the products are not formed from free carbocations but rather from *ion pairs*. According to this concept,⁵⁵ S_N1 reactions proceed in this manner:



where **16** is an *intimate, contact, or tight ion pair*, **17** a *loose, or solvent-separated ion pair*, and **18** the dissociated ions (each surrounded by molecules of solvent).⁵⁶ The reaction in which the intimate ion pair recombines to give the original substrate is referred to as *internal return*. The reaction products can result from attack by the nucleophile at any stage. In the intimate ion pair **16**, R^+ does not behave like the free cation of **18**. There is probably significant bonding between R^+ and X^- and asymmetry may well be maintained.⁵⁷ Here, X^- “solvates” the cation on the side from which it departed, while solvent molecules near **16** can only solvate it from the opposite side. Nucleophilic attack by a solvent molecule on **16** thus leads to inversion.

Ignoring the possibilities of elimination or rearrangement (see Chapters 17 and 18), a complete picture of the possibilities for solvolysis reactions⁵⁸ in a solvent SH is represented by following diagram,⁵⁹ although in any particular case it is unlikely that all these reactions occur:



⁵⁵Proposed by Winstein, S.; Clippinger, E.; Fainberg, A.H.; Heck, R.; Robinson, G.C. *J. Am. Chem. Soc.* **1956**, *78*, 328.

⁵⁶For a review of the energy factors involved in the recombination of ion pairs, see Kessler, H.; Feigel, M. *Acc. Chem. Res.* **1982**, *15*, 2.

⁵⁷Fry, J.L.; Lancelot, C.J.; Lam, L.K.M.; Harris, J.M.; Bingham, R.C.; Raber, D.J.; Hall, R.E.; Schleyer, P.v.R. *J. Am. Chem. Soc.* **1970**, *92*, 2538.

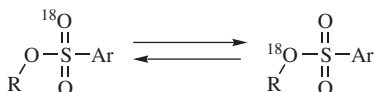
⁵⁸For solvolysis of tertiary derivatives with a discussion of solvent participation versus solvation see Richard, J.P.; Toteva, M.M.; Amyes, T.L. *Org. Lett.* **2001**, *3*, 2225.

⁵⁹Shiner, Jr., V.J.; Fisher, R.D. *J. Am. Chem. Soc.* **1971**, *93*, 2553.

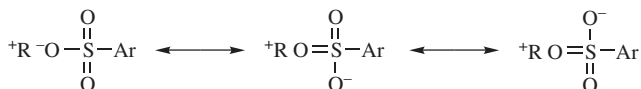
In this scheme RS and SR represent enantiomers, and so on, and δ represents some fraction. The following are the possibilities: (1) Direct attack by SH on RX gives SR (complete inversion) in a straight S_N2 process. (2) If the intimate ion pair $R^+ X^-$ is formed, the solvent can attack at this stage. This can lead to total inversion if reaction A does not take place or to a combination of inversion and racemization if there is competition between A and B. (3) If the solvent-separated ion pair is formed, SH can attack here. The stereochemistry is not maintained as tightly and more racemization (perhaps total) is expected. (4) Finally, if free R^+ is formed, it is planar, and attack by SH gives complete racemization.

The ion-pair concept thus predicts that S_N1 reactions can display either complete racemization or partial inversion. The fact that this behavior is generally found is evidence that ion pairs are involved in many S_N1 reactions. There is much other evidence for the intervention of ion pairs,⁶⁰ including ion-molecule pairs.⁶¹

1. The compound 2-octyl brosylate was labeled at the sulfone oxygen with ^{18}O and solvolysed. The unreacted brosylate recovered at various stages of solvolysis had the ^{18}O considerably, although not completely, scrambled.⁶²



In an intimate ion pair, the three oxygens become equivalent:



Similar results were obtained with several other sulfonate esters.⁶³ The possibility must be considered that the scrambling resulted from ionization

⁶⁰For further evidence beyond that given here, see Winstein, S.; Baker, R.; Smith, S. *J. Am. Chem. Soc.* **1964**, *86*, 2072; Streitwieser, Jr., A.; Walsh, T.D. *J. Am. Chem. Soc.* **1965**, *87*, 3686; Sommer, L.H.; Carey, F.A. *J. Org. Chem.* **1967**, *32*, 800, 2473; Kwart, H.; Irvine, J.L. *J. Am. Chem. Soc.* **1969**, *91*, 5541; Harris, J.M.; Becker, A.; Fagan, J.F.; Walden, F.A. *J. Am. Chem. Soc.* **1974**, *96*, 4484; Bunton, C.A.; Huang, S.K.; Paik, C.H. *J. Am. Chem. Soc.* **1975**, *97*, 6262; Humski, K.; Sendjarević, V.; Shiner, Jr., V.J. *J. Am. Chem. Soc.* **1976**, *98*, 2865; Maskill, H.; Thompson, J.T.; Wilson, A.A. *J. Chem. Soc., Chem. Commun.* **1981**, 1239; McManus, S.P.; Safavy, K.K.; Roberts, F.E. *J. Org. Chem.* **1982**, *47*, 4388; McLennan, D.J.; Stein, A.R.; Dobson, B. *Can. J. Chem.* **1986**, *64*, 1201; Kinoshita, T.; Komatsu, K.; Ikai, K.; Kashimura, K.; Tanikawa, S.; Hatanaka, A.; Okamoto, K. *J. Chem. Soc. Perkin Trans. 2* **1988**, 1875; Ronco, G.; Petit, J.; Guyon, R.; Villa, P. *Helv. Chim. Acta* **1988**, *71*, 648; Kevill, D.N.; Kyong, J.B.; Weitl, F.L. *J. Org. Chem.* **1990**, *55*, 4304.

⁶¹Jia, Z.S.; Ottosson, H.; Zeng, X.; Thibblin, A. *J. Org. Chem.* **2002**, *67*, 182.

⁶²Diaz, A.F.; Lazdins, I.; Winstein, S. *J. Am. Chem. Soc.* **1968**, *90*, 1904.

⁶³Goering, H.L.; Jones, B.E. *J. Am. Chem. Soc.* **1980**, *102*, 1628; Yukawa, Y.; Morisaki, H.; Tsuji, K.; Kim, S.; Ando, T. *Tetrahedron Lett.* **1981**, *22*, 5187; Chang, S.; le Noble, W.J. *J. Am. Chem. Soc.* **1983**, *105*, 3708; Paradisi, C.; Bunnett, J.F. *J. Am. Chem. Soc.* **1985**, *107*, 8223; Fujio, M.; Sanematsu, F.; Tsuno, Y.; Sawada, M.; Takai, Y. *Tetrahedron Lett.* **1988**, *29*, 93.

of one molecule of ROSO_2Ar to R^+ and ArSO_2O^- followed by attack by the ArSO_2O^- ion on *another* carbocation or perhaps on a molecule of ROSO_2Ar in an $\text{S}_{\text{N}}2$ process. However, this was ruled out by solvolysis of unlabeled substrate in the presence of labeled HOSO_2Ar . These experiments showed that there was some intermolecular exchange (3–20%), but not nearly enough to account for the amount of scrambling found in the original experiments. Similar scrambling was found in solvolysis of labeled carboxylic esters $\text{R}-^{18}\text{O}-\text{COR}'$, where the leaving group is $\text{R}'\text{COO}^-$.⁶⁴ In this case also, the external addition of RCOO^- did not result in significant exchange. However, it has been proposed that the scrambling could result from a concerted process, not involving ion-pair intermediates, and there is some evidence for this view.⁶⁵

2. The *special salt effect*. The addition of LiClO_4 or LiBr in the acetolysis of certain tosylates produced an initial steep rate acceleration that then decreased to the normal linear acceleration (caused by the ordinary salt effect).⁶⁶ This is interpreted as follows: the ClO_4^- (or Br^-) traps the solvent-separated ion pair to give $\text{R}^+ \parallel \text{ClO}_4^-$ which, being unstable under these conditions, goes to product. Hence, the amount of solvent-separated ion pair that would have returned to the starting material is reduced, and the rate of the overall reaction is increased. The special salt effect has been directly observed by the use of picosecond absorption spectroscopy.⁶⁷
3. We have previously discussed the possibilities of racemization or inversion of the *product* RS of a solvolysis reaction. However, the formation of an ion pair followed by internal return can also affect the stereochemistry of the *substrate* molecule RX. Cases have been found where internal return racemizes an original optically active RX, an example being solvolysis in aqueous acetone of α -*p*-anisylethyl *p*-nitrobenzoate,⁶⁸ while in other cases partial or complete retention is found, for example, solvolysis in aqueous acetone of *p*-chlorobenzhydryl *p*-nitrobenzoate.⁶⁹ Racemization of RX is presumably caused by the equilibrium pathway: $\text{RX} \rightleftharpoons \text{R}^+\text{X}^- \rightleftharpoons \text{X}^-\text{R}^+ \rightleftharpoons \text{XR}$. Evidence for ion pairs is that, in some cases where internal return involves racemization, it has been shown that such racemization is *faster* than solvolysis. For example, optically active *p*-chlorobenzhydryl chloride racemizes ~ 30 times faster than it solvolyzes in acetic acid.⁷⁰

⁶⁴Goering, H.L.; Hopf, H. *J. Am. Chem. Soc.* **1971**, *93*, 1224, and references cited therein.

⁶⁵Dietze, P.E.; Wojciechowski, M. *J. Am. Chem. Soc.* **1990**, *112*, 5240.

⁶⁶Winstein, S.; Clippinger, E.; Fainberg, A.H.; Heck, R.; Robinson, G.C. *J. Am. Chem. Soc.* **1956**, *78*, 328; Winstein, S.; Klinedinst, Jr., P.E.; Clippinger, E. *J. Am. Chem. Soc.* **1961**, *83*, 4986; Cristol, S.J.; Noreen, A.L.; Nachtigall, G.W. *J. Am. Chem. Soc.* **1972**, *94*, 2187.

⁶⁷Simon, J.D.; Peters, K.S. *J. Am. Chem. Soc.* **1982**, *104*, 6142.

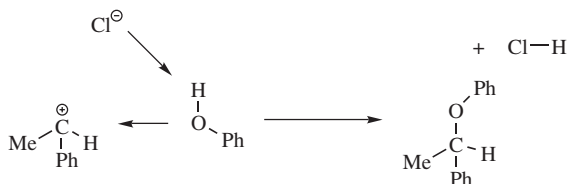
⁶⁸Goering, H.L.; Briody, R.G.; Sandrock, G. *J. Am. Chem. Soc.* **1970**, *92*, 7401.

⁶⁹Goering, H.L.; Briody, R.G.; Levy, J.F. *J. Am. Chem. Soc.* **1963**, *85*, 3059.

⁷⁰Winstein, S.; Gall, J.S.; Hojo, M.; Smith, S. *J. Am. Chem. Soc.* **1960**, *82*, 1010. See also, Shiner, Jr., V.J.; Hartshorn, S.R.; Vogel, P.C. *J. Org. Chem.* **1973**, *38*, 3604.

Molecular orbital calculations⁷¹ made on *t*-BuCl show that the C—Cl distance in the intimate ion pair is 2.9 Å and the onset of the solvent-separated ion pair takes place at about 5.5 Å (cf. the C—Cl bond length of 1.8 Å).

In a few cases, S_N1 reactions have been found to proceed with partial retention (20–50%) of configuration. Ion pairs have been invoked to explain some of these.⁷² For example, it has been proposed that the phenolysis of optically active α-phenylethyl chloride, in which the ether of net retained configuration is obtained, involves a four-center mechanism:



This conclusion is strengthened by the fact that partial retention was obtained in this system only with chloride or other neutral leaving groups; with leaving groups bearing a positive charge, which are much less likely to form hydrogen bonds with the solvent, no retention was found.⁷³ Partial retention can also arise when the ion pair is shielded at the backside by an additive such as acetonitrile, acetone, or aniline.⁷⁴

The difference between the S_N1 and S_N2 mechanisms is in the timing of the steps. In the S_N1 mechanism, first X leaves, then Y attacks. In the S_N2 case, the two things happen simultaneously. One could imagine a third possibility: first the attack of Y and then the removal of X. This is not possible at a saturated carbon, since it would mean more than eight electrons in the outer shell of carbon. However, this type of mechanism is possible and indeed occurs at other types of substrate (p. 473; Chapter 13).

Mixed S_N1 and S_N2 Mechanisms

Some reactions of a given substrate under a given set of conditions display all the characteristics of S_N2 mechanisms; other reactions seem to proceed by S_N1 mechanisms, but cases are found that cannot be characterized so easily. There seems to be something in between, a mechanistic “borderline” region.⁷⁵ At least two broad

⁷¹Jorgensen, W.L.; Buckner, J.K.; Huston, S.E.; Rossky, P.J. *J. Am. Chem. Soc.* **1987**, *109*, 1891.

⁷²Okamoto, K. *Pure Appl. Chem.* **1984**, *56*, 1797. For a similar mechanism with amine nucleophiles, see Lee, I.; Kim, H.Y.; Kang, H.K.; Lee, H.W. *J. Org. Chem.* **1988**, *53*, 2678; Lee, I.; Kim, H.Y.; Lee, H.W.; Kim, I.C. *J. Phys. Org. Chem.* **1989**, *2*, 35.

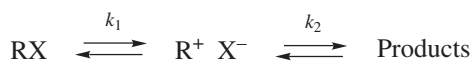
⁷³Okamoto, K.; Kinoshita, T.; Shingu, H. *Bull. Chem. Soc. Jpn.* **1970**, *43*, 1545.

⁷⁴Okamoto, K.; Nitta, I.; Dohi, M.; Shingu, H. *Bull. Chem. Soc. Jpn.* **1971**, *44*, 3220; Kinoshita, T.; Ueno, T.; Ikai, K.; Fujiwara, M.; Okamoto, K. *Bull. Chem. Soc. Jpn.* **1988**, *61*, 3273; Kinoshita, T.; Komatsu, K.; Ikai, K.; Kashimura, K.; Tanikawa, S.; Hatanaka, A.; Okamoto, K. *J. Chem. Soc. Perkin Trans. 2* **1988**, 1875.

⁷⁵For an essay on borderline mechanisms in general, see Jencks, W.P. *Chem. Soc. Rev.* **1982**, *10*, 345.

theories have been devised to explain these phenomena. One theory holds that intermediate behavior is caused by a mechanism that is neither “pure” S_N1 nor “pure” S_N2, but some “in-between” type. According to the second theory, there is no intermediate mechanism at all, and borderline behavior is caused by simultaneous operation, in the same flask, of both the S_N1 and S_N2 mechanisms; that is, some molecules react by the S_N1, while others react by the S_N2 mechanism.

One formulation of the intermediate-mechanism theory is that of Sneen.⁷⁶ The formulation is in fact very broad and applies not only to borderline behavior but to all nucleophilic substitutions at a saturated carbon.⁷⁷ According to Sneen, all S_N1 and S_N2 reactions can be accommodated by one basic mechanism (the *ion-pair mechanism*). The substrate first ionizes to an intermediate ion pair that is then converted to products:



The difference between the S_N1 and S_N2 mechanisms is that in the former case the *formation* of the ion pair (k_1) is rate determining, while in the S_N2 mechanism its *destruction* (k_2) is rate determining. Borderline behavior is found where the rates of formation and destruction of the ion pair are of the same order of magnitude.⁷⁸ However, a number of investigators have asserted that these results could also be explained in other ways.⁷⁹

There is evidence for the Sneen formulation where the leaving group has a positive charge. In this case, there is a cation–molecule pair ($\text{RX}^+ \rightarrow \text{R}^+\text{X}$)⁸⁰ instead of the ion pair that would be present if the leaving group were uncharged. Katritzky

⁷⁶Sneen, R.A.; Felt, G.R.; Dickason, W.C. *J. Am. Chem. Soc.* **1973**, *95*, 638 and references cited therein; Sneen, R.A. *Acc. Chem. Res.* **1973**, *6*, 46.

⁷⁷Including substitution at an allylic carbon; see Sneen, R.A.; Bradley, W.A. *J. Am. Chem. Soc.* **1972**, *94*, 6975; Sneen, R.A.; Carter, J.V. *J. Am. Chem. Soc.* **1972**, *94*, 6990; Bordwell, F.G.; Mecca, T.G. *J. Am. Chem. Soc.* **1975**, *97*, 123, 127; Bordwell, F.G.; Wiley, P.F.; Mecca, T.G. *J. Am. Chem. Soc.* **1975**, *97*, 132; Kevill, D.N.; Degenhardt, C.R. *J. Am. Chem. Soc.* **1979**, *101*, 1465.

⁷⁸For evidence for this point of view, see Sneen, R.A.; Felt, G.R.; Dickason, W.C. *J. Am. Chem. Soc.* **1973**, *95*, 638 and references cited therein; Sneen, R.A. *Acc. Chem. Res.* **1973**, *6*, 46; Robbins, H.M. *J. Am. Chem. Soc.* **1972**, *94*, 7868; Graczyk, D.G.; Taylor, J.W. *J. Am. Chem. Soc.* **1974**, *96*, 3255; Peeters, H.L.; Anteunis, M. *J. Org. Chem.* **1975**, *40*, 312; Pross, A.; Aronovitch, H.; Koren, R. *J. Chem. Soc. Perkin Trans. 2* **1978**, 197; Blandamer, M.J.; Robertson, R.E.; Scott, J.M.W.; Vrieliink, A. *J. Am. Chem. Soc.* **1980**, *102*, 2585; Stein, A.R. *Can. J. Chem.* **1987**, *65*, 363.

⁷⁹See, for example, Gregory, B.J.; Kohnstam, G.; Queen, A.; Reid, D.J. *Chem. Commun.* **1971**, 797; Raber, D.J.; Harris, J.C.; Hall, R.E.; Schleyer, P.v.R. *J. Am. Chem. Soc.* **1971**, *93*, 4821; McLennan, D.J. *Acc. Chem. Res.* **1976**, *9*, 281; McLennan, D.J.; Martin, P.L. *Tetrahedron Lett.* **1973**, 4215; Raen, V.F.; Juhlke, T.; Brown, F.J.; Collins, C.J. *J. Am. Chem. Soc.* **1974**, *96*, 5928; Gregoriou, G.A. *Tetrahedron Lett.* **1976**, 4605, 4767; Queen, A.; Matts, T.C. *Tetrahedron Lett.* **1975**, 1503; Stein, A.R. *J. Org. Chem.* **1976**, *41*, 519; Stephan, E. *Bull. Soc. Chim. Fr.* **1977**, 779; Katritzky, A.R.; Musumarra, G.; Sakizadeh, K. *J. Org. Chem.* **1981**, *46*, 3831. For a reply to some of these objections, see Sneen, R.A.; Robbins, H.M. *J. Am. Chem. Soc.* **1972**, *94*, 7868. For a discussion, see Klumpp, G.W. *Reactivity in Organic Chemistry*, Wiley, NY, **1982**, pp. 442–450.

⁸⁰For ion–molecule pairs in other solvolysis reactions, see Thibblin, A. *J. Chem. Soc. Perkin Trans. 2* **1987**, 1629.

and co-workers found that when such a reaction was run at varying high pressures, there was a minimum in the plot of rate constant versus pressure.⁸¹ A minimum of this sort usually indicates a change in mechanism, and the interpretation in this case was that the normal S_N2 mechanism operates at higher pressures and the cation-molecule mechanism at lower pressures.

An alternative view that also favors an intermediate mechanism is that of Schleyer and co-workers,⁸² who believe that the key to the problem is varying degrees of nucleophilic solvent assistance to ion-pair formation. They have proposed an S_N2 (intermediate) mechanism.⁸³

Among the experiments that have been cited for the viewpoint that borderline behavior results from simultaneous S_N1 and S_N2 mechanisms is the behavior of 4-methoxybenzyl chloride in 70% aqueous acetone.⁸⁴ In this solvent, hydrolysis (that is, conversion to 4-methoxybenzyl alcohol) occurs by an S_N1 mechanism. When azide ions are added, the alcohol is still a product, but now 4-methoxybenzyl azide is another product. Addition of azide ions increases the rate of ionization (by the salt effect) but *decreases* the rate of hydrolysis. If more carbocations are produced but fewer go to the alcohol, then some azide must be formed by reaction with carbocations: an S_N1 process. However, the rate of ionization is always *less* than the total rate of reaction, so some azide must also form by an S_N2 mechanism.⁸⁴ Thus, the conclusion is that S_N1 and S_N2 mechanisms operate simultaneously.⁸⁵

Some nucleophilic substitution reactions that seem to involve a "borderline" mechanism actually do not. Thus, one of the principal indications that a "borderline" mechanism is taking place has been the finding of partial racemization and partial inversion. However, Weiner and Sneen have demonstrated that this type of stereochemical behavior is quite consistent with a strictly S_N2 process. These workers studied the reaction of optically active 2-octyl brosylate in 75% aqueous dioxane, under which conditions inverted 2-octanol was obtained in 77% optical purity.⁸⁶ When

⁸¹Katritzky, A.R.; Sakizadeh, K.; Gabrielsen, B.; le Noble, W.J. *J. Am. Chem. Soc.* **1984**, *106*, 1879.

⁸²Bentley, T.W.; Bowen, C.T.; Morten, D.H.; Schleyer, P.v.R. *J. Am. Chem. Soc.* **1981**, *103*, 5466.

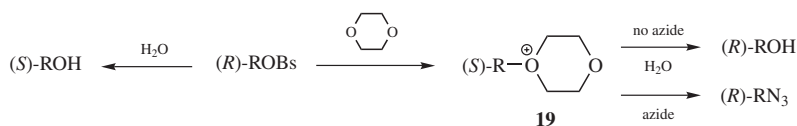
⁸³For additional evidence for this view, see Laureillard, J.; Casadevall, A.; Casadevall, E. *Tetrahedron* **1984**, *40*, 4921; *Helv. Chim. Acta* **1984**, *67*, 352; McLennan, D.J. *J. Chem. Soc. Perkin Trans. 2* **1981**, 1316. For evidence against the S_N2 (intermediate) mechanism, see Allen, A.D.; Kanagasabapathy, V.M.; Tidwell, T.T. *J. Am. Chem. Soc.* **1985**, *107*, 4513; Fărcașiu, D.; Jähme, J.; Rüchardt, C. *J. Am. Chem. Soc.* **1985**, *107*, 5717; Dietze, P.E.; Jencks, W.P. *J. Am. Chem. Soc.* **1986**, *108*, 4549; Dietze, P.E.; Hariri, R.; Khattak, J. *J. Org. Chem.* **1989**, *54*, 3317; Coles, C.J.; Maskill, H. *J. Chem. Soc. Perkin Trans. 2* **1987**, 1083; Richard, J.P.; Amyes, T.L.; Vontor, T. *J. Am. Chem. Soc.* **1991**, *113*, 5871.

⁸⁴Kohnstam, G.; Queen, A.; Shillaker, B. *Proc. Chem. Soc.* **1959**, 157; Amyes, T.L.; Richard, J.P. *J. Am. Chem. Soc.* **1990**, *112*, 9507. For other evidence supporting the concept of simultaneous mechanisms, see Pocker, Y. *J. Chem. Soc.* **1959**, 3939, 3944; Casapieri, P.; Swart, E.R. *J. Chem. Soc.* **1963**, 1254; Cecon, A.; Papa, I.; Fava, A. *J. Am. Chem. Soc.* **1966**, *88*, 4643; Okamoto, K.; Uchida, N.; Saitō, S.; Shingu, H. *Bull. Chem. Soc. Jpn.* **1966**, *39*, 307; Guinot, A.; Lamaty, G. *Chem. Commun.* **1967**, 960; Queen, A. *Can. J. Chem.* **1979**, *57*, 2646; Richard, J.P.; Rothenberg, M.E.; Jencks, W.P. *J. Am. Chem. Soc.* **1984**, *106*, 1361; Richard, J.P.; Jencks, W.P. *J. Am. Chem. Soc.* **1984**, *106*, 1373, 1383; Katritzky, A.R.; Brycki, B.E. *J. Phys. Org. Chem.* **1988**, *1*, 1; Stein, A.R. *Can. J. Chem.* **1989**, *67*, 297.

⁸⁵These data have also been explained as being in accord with the ion-pair mechanism: Sneen, R.A.; Larsen, J.W. *J. Am. Chem. Soc.* **1969**, *91*, 6031.

⁸⁶Weiner, H.; Sneen, R.A. *J. Am. Chem. Soc.* **1965**, *87*, 287.

sodium azide was added, 2-octyl azide was obtained along with the 2-octanol, *but the latter was now 100% inverted*. It is apparent that, in the original case, 2-octanol was produced by two different processes: an S_N2 reaction leading to inverted product, and another process in which some intermediate leads to racemization or retention. When azide ions were added, they scavenged this intermediate, so that the entire second process now went to produce azide, while the S_N2 reaction, unaffected by addition of azide, still went on to give inverted 2-octanol. What is the nature of the intermediate in the second process? At first thought we might suppose that it is a carbocation, so that this would be another example of simultaneous S_N1 and S_N2 reactions. However, solvolysis of 2-octyl brosylate in pure methanol or of 2-octyl methanesulfonate in pure water, in the absence of azide ions, gave methyl 2-octyl ether or 2-octanol, respectively, *with 100% inversion of configuration*, indicating that the mechanism in these solvents was pure S_N2 . Since methanol and water are more polar than 75% aqueous dioxane and since an increase in polarity of solvent increases the rate of S_N1 reactions at the expense of S_N2 (p. 500), it is extremely unlikely that any S_N1 process could occur in 75% aqueous dioxane. The intermediate in the second process is thus not a carbocation. Its nature is suggested by the fact that, in the absence of azide ions, the amount of inverted 2-octanol decreased with an increasing percentage of dioxane in the solvent. Thus the intermediate is an oxonium ion (**19**) formed by an S_N2 attack by *dioxane*. This ion is not a stable product but reacts with water in another S_N2 process to produce 2-octanol with retained configuration.



That part of the original reaction that resulted in retention of configuration⁸⁷ is thus seen to stem from two successive S_N2 reactions and not from any “borderline” behavior.⁸⁸

SET MECHANISMS

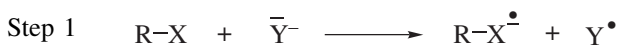
In certain reactions where nucleophilic substitutions would seem obviously indicated, there is evidence that radicals and/or radical ions are actually involved.⁸⁹

⁸⁷According to this scheme, the configuration of the isolated RN_3 should be retained. It was, however, largely inverted, owing to a competing S_N2 reaction where N_3^- directly attacks ROBs.

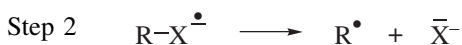
⁸⁸For other examples, see Streitwieser, Jr., A.; Walsh, T.D. *J. Am. Chem. Soc.* **1965**, *87*, 3682; Streitwieser, Jr., A.; Walsh, T.D. *J. Am. Chem. Soc.* **1965**, *87*, 3686; Beronius, P.; Nilsson, A.; Holmgren, A. *Acta Chem. Scand.* **1972**, *26*, 3173. See also, Knier, B.L.; Jencks, W.P. *J. Am. Chem. Soc.* **1980**, *102*, 6789.

⁸⁹Kornblum, N.; Michel, R.E.; Kerber, R.C. *J. Am. Chem. Soc.* **1966**, *88*, 5660, 5662; Russell, G.A.; Danen, W.C. *J. Am. Chem. Soc.* **1966**, *88*, 5663; Bank, S.; Noyd, D.A. *J. Am. Chem. Soc.* **1973**, *95*, 8203; Ashby, E.C.; Goel, A.B.; Park, W.S. *Tetrahedron Lett.* **1981**, *22*, 4209. For discussions of the relationship between S_N2 and SET mechanisms, see Lewis, E.S. *J. Am. Chem. Soc.* **1989**, *111*, 7576; Shaik, S.S. *Acta Chem. Scand.* **1990**, *44*, 205.

The first step in such a process is transfer of an electron from the nucleophile to the substrate to form a radical anion:



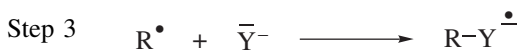
Mechanisms that begin this way are called SET (*single electron transfer mechanisms*).⁹⁰ Once formed, the radical ion cleaves:



The radicals formed in this way can go on to product by reacting with the Y[•] produced in Step 1 or with the original nucleophilic ion Y⁻, in which case an additional step is necessary:

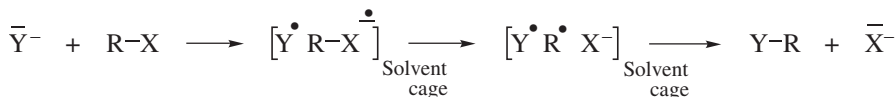


or



In the latter case, the radical ion R-X^{•-} is formed by Step 4 as well as by Step 1, so that a chain reaction (p. 936) can take place.

One type of evidence for an SET mechanism is the finding of some racemization. A totally free radical would of course result in a completely racemized product RY, but it has been suggested⁹¹ that inversion can also take place in some SET processes. The suggestion is that in Step 1 the Y⁻ still approaches from the back side, even although an ordinary S_N2 mechanism will not follow, and that the radical R[•], once formed, remains in a solvent cage with Y[•] still opposite X⁻, so that Steps 1, 2, and 3 can lead to inversion.

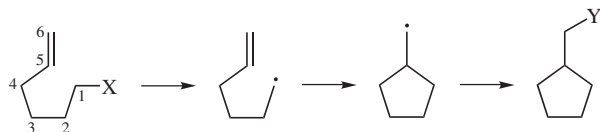


Reactions with SET mechanisms typically show predominant, although not 100%, inversion.

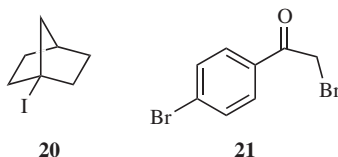
⁹⁰For reviews, see Savéant, J. *Adv. Phys. Org. Chem.* **1990**, *26*, 1; Rossi, R.A.; Pierini, A.B.; Palacios, S.M. *J. Chem. Educ.* **1989**, *66*, 720; Ashby, E.C. *Acc. Chem. Res.* **1988**, *21*, 414; Chanon, M.; Tobe, M.L. *Angew. Chem. Int. Ed.* **1982**, *21*, 1. See also, Pross, A. *Acc. Chem. Res.* **1985**, *18*, 212; Chanon, M. *Acc. Chem. Res.* **1987**, *20*, 214. See Rossi, R.A.; Pierini, A.B.; Peñeñory, A.B. *Chem. Rev.* **2003**, *103*, 71.

⁹¹Ashby, E.C.; Pham, T.N. *Tetrahedron Lett.* **1987**, *28*, 3183; Daasbjerg, K.; Lund, T.; Lund, H. *Tetrahedron Lett.* **1989**, *30*, 493.

Other evidence cited⁹² for SET mechanisms has been detection of radical or radical ion intermediates by esr⁹³ or CIDNP; the finding that such reactions can take place at 1-norbornyl bridgeheads;⁹⁴ and the formation of cyclic side products when the substrate has a double bond in the 5,6 position (such substrates are called *radical probes*).



Free radicals with double bonds in this position are known to cyclize readily (p. 1011).⁹⁵



The SET mechanism is chiefly found, where X = I or NO₂ (see 10-67). A closely related mechanism, the S_{RN}1, takes place with aromatic substrates (Chapter 13).⁹⁶ In that mechanism, the initial attack is by an electron donor, rather than a nucleophile. The S_{RN}1 mechanism has also been invoked for reactions of enolate anions with 2-iodobicyclo[4.1.0]heptane.⁹⁷ An example is the reaction of 1-iodobicyclo[2.2.1]heptane (**20**) with NaSnMe₃ or LiPPh₂, and some other nucleophiles, to give the substitution product.⁹⁸ Another is the reaction of bromo 4-bromoacetophenone (**21**) with Bu₄NBr in cumene.⁹⁹ The two mechanisms, S_N2 versus SET, have been compared and contrasted.¹⁰⁰ There are also reactions where it is reported that radical, carbanion, and carbene pathways occur simultaneously.¹⁰¹

⁹²See also, Chanon, M.; Tobe, M.L. *Angew. Chem. Int. Ed.* **1982**, *21*, 1; Fuhlerdorff, R.; Lund, T.; Lund, H.; Pedersen, J.A. *Tetrahedron Lett.* **1987**, *28*, 5335.

⁹³See, for example Russell, J.A.; Pecoraro, J.M. *J. Am. Chem. Soc.* **1979**, *101*, 3331.

⁹⁴Santiago, A.N.; Morris, D.G.; Rossi, R.A. *J. Chem. Soc., Chem. Commun.* **1988**, 220.

⁹⁵For criticisms of this method for demonstrating SET mechanisms, see Newcomb, M.; Kaplan, J. *Tetrahedron Lett.* **1988**, *29*, 3449; Newcomb, M.; Curran, D.P. *Acc. Chem. Res.* **1988**, *21*, 206; Newcomb, M. *Acta Chem. Scand.* **1990**, *44*, 299. For replies to the criticism, see Ashby, E.C. *Acc. Chem. Res.* **1988**, *21*, 414; Ashby, E.C.; Pham, T.N.; Amrollah-Madjdabadi, A.A. *J. Org. Chem.* **1991**, *56*, 1596.

⁹⁶In this book, we make the above distinction between the SET and S_{RN}1 mechanisms. However, many workers use the designation SET to refer to the S_{RN}1, the chain version of the SET, or both.

⁹⁷Nazareno, M.A.; Rossi, R.A. *Tetrahedron* **1994**, *50*, 9267; Nazareno, M.A.; Rossi, R.A. *J. Org. Chem.* **1996**, *61*, 1645.

⁹⁸Ashby, E.C.; Sun, X.; Duff, J.L. *J. Org. Chem.* **1994**, *59*, 1270.

⁹⁹Haberfield, P. *J. Am. Chem. Soc.* **1995**, *117*, 3314.

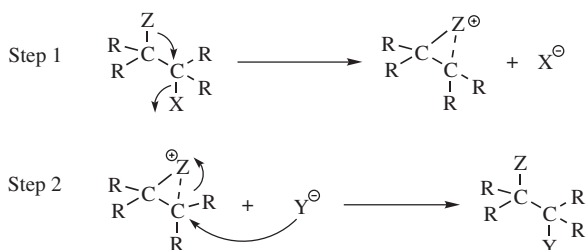
¹⁰⁰Shaik, S.S. *Acta Chem. Scand.* **1990**, *44*, 205.

¹⁰¹Ashby, E.C.; Park, B.; Patil, G.S.; Gadru, K.; Gurumurthy, R. *J. Org. Chem.* **1993**, *58*, 424.

The mechanisms so far considered can, in theory at least, operate on any type of saturated (or for that matter unsaturated) substrate. There are other mechanisms that are more limited in scope.

The Neighboring-Group Mechanism¹⁰²

It is occasionally found with certain substrates that (1) the rate of reaction is greater than expected, and (2) the configuration at a chiral carbon is *retained* and not inverted or racemized. In these cases, there is usually a group with an unshared pair of electrons β to the leaving group (or sometimes farther away). The mechanism operating in such cases is called the *neighboring-group mechanism* and consists essentially of two S_N2 substitutions, each causing an inversion so the net result is retention of configuration.¹⁰³ In the first step of this reaction, the neighboring group acts as a nucleophile, pushing out the leaving group but still retaining attachment to the molecule. In the second step, the external nucleophile displaces the neighboring group by a backside attack:



The reaction obviously must go faster than if Y were attacking directly, since if the latter process were faster, it would be happening. The neighboring group Z is said to be lending *anchimeric assistance*. The rate law followed in the neighboring-group mechanism is the first-order law shown in Eq. (10.2) or (10.3); that is, Y does not take part in the rate-determining step.

The reason attack by Z is faster than that by Y is that the group Z is more available. In order for Y to react, it must collide with the substrate, but Z is immediately available by virtue of its position. A reaction between the substrate and Y involves a large decrease in entropy of activation (ΔS^{\ddagger}), since the reactants are far less free in the transition state than before. Reaction of Z involves a much smaller loss of ΔS^{\ddagger} (see p. 303).¹⁰⁴

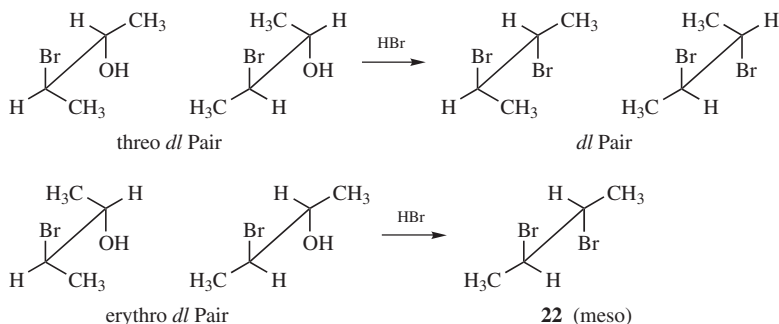
¹⁰²For a monograph, see Capon, B.; McManus, S. *Neighboring Group Participation*, Vol. 1, Plenum, NY, 1976.

¹⁰³There is evidence that this kind of process can happen intermolecularly (e.g., $\text{RX} + \text{Z}^- \rightarrow \text{RZ} + \text{Y}^-$). In this case Z^- acts as a catalyst for the reaction $\text{RX} + \text{Y}^- \rightarrow \text{RY}$: McCortney, B.A.; Jacobson, B.M.; Vreeke, M.; Lewis, E.S. *J. Am. Chem. Soc.* 1990, 112, 3554.

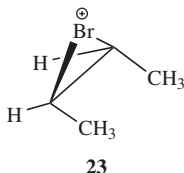
¹⁰⁴For a review of the energetics of neighboring-group participation, see Page, M.I. *Chem. Soc. Rev.* 1973, 2, 295.

It is not always easy to determine when a reaction rate has been increased by anchimeric assistance. In order to be certain, it is necessary to know what the rate would be without participation by the neighboring group. The obvious way to examine this question is to compare the rates of the reaction with and without the neighboring group, for example, $\text{HOCH}_2\text{CH}_2\text{Br}$ versus $\text{CH}_3\text{CH}_2\text{Br}$. However, this will certainly not give an accurate determination of the extent of participation, since the steric and field effects of H and OH are not the same. Furthermore, no matter what the solvent, the shell of solvent molecules that surrounds the polar protic OH group must differ greatly from that which surrounds the nonpolar H. Because of these considerations, it is desirable to have a large increase in the rate, preferably >50-fold, before a rate increase is attributed to neighboring-group participation.

The first important evidence for the existence of this mechanism was the demonstration that retention of configuration can occur if the substrate is suitable. It was shown that the three *dl* pair of 3-bromo-2-butanol when treated with HBr gave *dl*-2,3-dibromobutane, while the erythro pair gave the meso isomer (**22**).¹⁰⁵



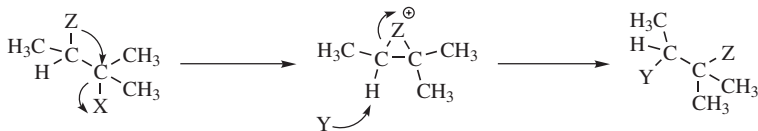
This indicated that retention had taken place. Note that both products are optically inactive and so cannot be told apart by differences in rotation. The meso and *dl* dibromides have different boiling points and indexes of refraction and were identified by these properties. Even more convincing evidence was that either of the two threo isomers alone gave not just one of the enantiomeric dibromides, but the *dl* pair. The reason for this is that the intermediate present after the attack by the neighboring group (**23**) is symmetrical, so the external nucleophile Br^- can attack



both carbon atoms equally well. Intermediate **23** is a bromonium ion, the existence of which has been demonstrated in several types of reactions.

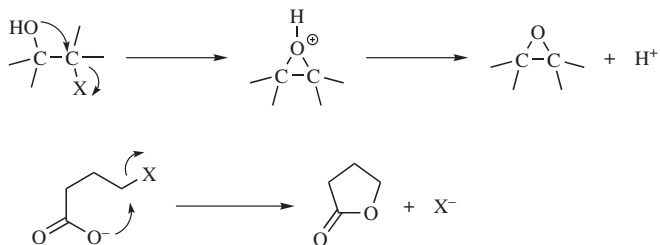
¹⁰⁵Winstein, S.; Lucas, H.J. *J. Am. Chem. Soc.* **1939**, *61*, 1576, 2845.

Although **23** is symmetrical, intermediates in most neighboring-group mechanisms are not, and it is therefore possible to get not a simple substitution product but a rearrangement. This will happen if Y attacks not the carbon atom from which X left, but the one to which Z was originally attached:

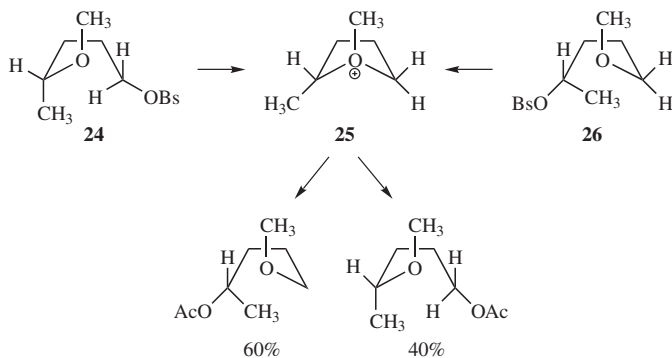


In such cases, substitution and rearrangement products are often produced together. For a discussion of rearrangements, see Chapter 18.

Another possibility is that the intermediate may be stable or may find some other way to stabilize itself. In such cases, Y never attacks at all and the product is cyclic. These are simple internal S_N2 reactions. Two examples are formation of epoxides and lactones:



The fact that acetolysis of both 4-methoxy-1-pentyl brosylate (**24**) and 5-methoxy-2-pentyl brosylate (**25**) gave the same mixture of products is further evidence for participation by a neighboring group.¹⁰⁶ In this case, the intermediate **26** is common to both substrates.

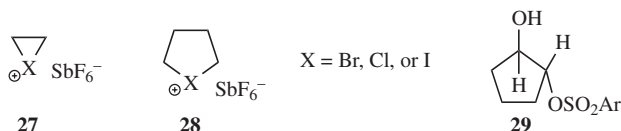


The neighboring-group mechanism operates only when the ring size is right for a particular type of Z. For example, for $\text{MeO}(\text{CH}_2)_n\text{OBs}$, neighboring-group

¹⁰⁶Allred, E.L.; Winstein, S. *J. Am. Chem. Soc.* **1967**, *89*, 3991, 3998.

participation was important for $n = 4$ or 5 (corresponding to a five- or six-membered intermediate), but not for $n = 2, 3$, or 6 .¹⁰⁷ However, optimum ring size is not the same for all reactions, even with a particular Z. In general, the most rapid reactions occur when the ring size is three, five, or six, depending on the reaction type. The likelihood of four-membered ring neighboring-group participation is increased when there are alkyl groups α or β to the neighboring group.¹⁰⁸

The following are some of the more important neighboring groups: COO^- (but not COOH), COOR , COAr , OCOR ,¹⁰⁹ OR , OH , O^- ,¹¹⁰ NH_2 , NHR , NR_2 , NHCOR , SH , SR , S^- ,¹¹¹ SO_2Ph ,¹¹² I , Br , and Cl . The effectiveness of halogens as neighboring groups decreases in the order $\text{I} > \text{Br} > \text{Cl}$.¹¹³ The Cl is a very weak neighboring group and can be shown to act in this way only when the solvent does not interfere. For example, when 5-chloro-2-hexyl tosylate is solvolyzed in acetic acid, there is little participation by the Cl , but when the solvent is changed to trifluoroacetic acid, which is much less nucleophilic, neighboring-group participation by the Cl becomes the major reaction pathway.¹¹⁴ Thus, Cl acts as a neighboring group *only when there is need for it* (for other examples of the *principle of increasing electron demand*, see below; p. 454).



A number of intermediates of halogen participation (halonium ions),¹¹⁵ for example, **27** and **28**, have been prepared as stable salts in $\text{SbF}_5\text{-SO}_2$ or $\text{SbF}_5\text{-SO}_2\text{ClF}$ solutions.¹¹⁶ Some have even been crystallized. Attempts to prepare

¹⁰⁷Allred, E.L.; Winstein, S. *J. Am. Chem. Soc.* **1967**, *89*, 4012.

¹⁰⁸Eliel, E.L.; Clawson, L.; Knox, D.E. *J. Org. Chem.* **1985**, *50*, 2707; Eliel, E.L.; Knox, D.E. *J. Am. Chem. Soc.* **1985**, *107*, 2946.

¹⁰⁹For an example of OCOR as a neighboring group where the ring size is seven membered, see Wilen, S.H.; Delguzzo, L.; Saferstein, R. *Tetrahedron* **1987**, *43*, 5089.

¹¹⁰For a review of oxygen functions as neighboring groups, see Perst, H. *Oxonium Ions in Organic Chemistry*; Verlag Chemie, Deerfield Beach, FL, **1971**, pp. 100–127. There is evidence that the oxygen in an epoxy group can also act as a neighboring group: Francl, M.M.; Hansell, G.; Patel, B.P.; Swindell, C.S. *J. Am. Chem. Soc.* **1990**, *112*, 3535.

¹¹¹For a review of sulfur-containing neighboring groups, see Block, E. *Reactions of Organosulfur Compounds*, Academic Press, NY, **1978**, pp. 141–145.

¹¹²Lambert, J.B.; Beadle, B.M.; Kuang, K. *J. Org. Chem.* **1999**, *64*, 9241.

¹¹³Peterson, P.E. *Acc. Chem. Res.* **1971**, *4*, 407, and references cited therein.

¹¹⁴Peterson, P.E.; Bopp, R.J.; Chevli, D.M.; Curran, E.L.; Dillard, D.E.; Kamat, R.J. *J. Am. Chem. Soc.* **1967**, *89*, 5902. See also, Reich, I.L.; Reich, H.J. *J. Am. Chem. Soc.* **1974**, *96*, 2654.

¹¹⁵For a monograph, see Olah, G.A. *Halonium Ions*, Wiley, NY, **1975**. For a review, see Koster, G.F., in Patai, S.; Rappoport, Z. *The Chemistry of Functional Groups, Supplement D*, pt. 2, Wiley, NY, **1983**, pp. 1265–1351.

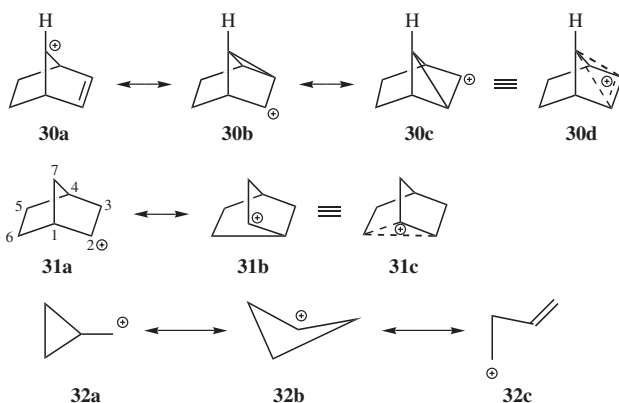
¹¹⁶See, for example Olah, G.A.; Peterson, P.E. *J. Am. Chem. Soc.* **1968**, *90*, 4675; Henrichs, P.M.; Peterson, P.E. *J. Am. Chem. Soc.* **1973**, *95*, 7449, *J. Org. Chem.* **1976**, *41*, 362; Olah, G.A.; Liang, G.; Staral, J. *J. Am. Chem. Soc.* **1974**, *96*, 8112; Vančik, H.; Percač, K.; Sunko, D.E. *J. Chem. Soc., Chem. Commun.* **1991**, 807.

four-membered homologs of **27** and **28** were not successful.¹¹⁷ There is no evidence that F can act as a neighboring group.¹¹³

The principle that a neighboring group lends assistance in proportion to the need for such assistance also applies to differences in leaving-group ability. Thus, *p*-NO₂C₆H₄SO₂O (the nosylate group) is a better leaving group than *p*-MeC₆H₄SO₂O (the tosylate group). Experiments have shown that the OH group in *trans*-2-hydroxycyclopentyl arenesulfonates **29** acts as a neighboring group when the leaving group is tosylate but not when it is nosylate, apparently because the nosylate group leaves so rapidly that it does not require assistance.¹¹⁸

Neighboring-Group Participation by π and σ Bonds: Nonclassical Carbocations¹¹⁹

For all the neighboring groups listed in the preceding section, the nucleophilic attack is made by an atom with an unshared pair of electrons. In this section, we consider neighboring-group participation by C=C π bonds and C—C and C—H σ bonds. There has been a great deal of controversy over whether such bonds can act as neighboring groups and about the existence and structure of the intermediates involved. These intermediates are called *nonclassical* (or *bridged*) carbocations. In classical carbocations (Chapter 5) the positive charge is localized on one carbon atom or delocalized by resonance involving an unshared pair of electrons or a double or triple bond in the allylic position. In a nonclassical carbocation, the positive charge is delocalized by a double or triple bond that is not in the allylic position or by a single bond. Examples are the 7-norbornenyl cation (**30**), the norbornyl cation

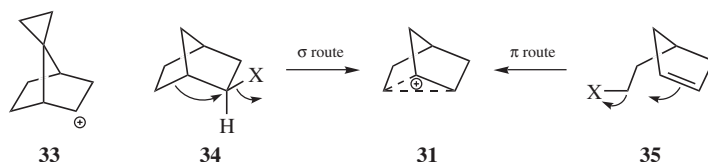


¹¹⁷Olah, G.A.; Bollinger, J.M.; Mo, Y.K.; Brinich, J.M. *J. Am. Chem. Soc.* **1972**, *94*, 1164.

¹¹⁸Haupt, F.C.; Smith, M.R. *Tetrahedron Lett.* **1974**, 4141.

¹¹⁹For monographs, see Olah, G.A.; Schleyer, P.v.R. *Carbonium Ions*, Vol. 3, Wiley, NY, **1972**; Bartlett, P.D. *Nonclassical Ions*, W.A. Benjamin, NY, **1965**. For reviews, see Barkhash, V.A. *Top. Curr. Chem.* **1984**, *116/117*, 1; Kirmse, W. *Top. Curr. Chem.* **1979**, *80*, 125, pp. 196–288; McManus, S.P.; Pittman, Jr., C.U., in McManus, S.P. *Organic Reactive Intermediates*, Academic Press, NY, **1973**, pp. 302–321; Bethell, D.; Gold, V. *Carbonium Ions*, Academic Press, NY, **1967**, pp. 222–282. For a related review, see Prakash, G.K.S.; Iyer, P.S. *Rev. Chem. Intermed.* **1988**, *9*, 65.

(**31**),¹²⁰ and the cyclopropylmethyl cation (**32**). A cyclopropyl group (as in **33**) is capable of stabilizing the norbornyl cation, inhibiting this rearrangement.¹²¹ Carbocation **30** is called a *homoallylic* carbocation, because in **30a** there is one carbon atom between the positively charged carbon and the double bond. Many of these carbocations can be produced in more than one way if the proper substrates are chosen. For example, **31** can be generated by the departure of a leaving group from



34 or from **35**.¹²² The first of these pathways is called the σ route to a nonclassical carbocation, because participation of a σ bond is involved. The second is called the π route.¹²³ The argument against the existence of nonclassical carbocations is essentially that the structures **30a–c** (or **31a**, **31b**, etc.) are not canonical forms but real structures and that there is rapid equilibration among them. This debate remains an active area of interest for some reactions.¹²⁴ In one study, the solvolysis and rearrangement of 2-bicyclo[3.2.2]nonanyl tosylate in methanol generated ethers derived from the 2-bicyclo[3.2.2]nonanyl and 2-bicyclo[3.3.1]nonanyl systems that were rationalized in terms of a classical carbocation.¹²⁵ Density functional and *ab initio* calculations indicated that the products of the 2-bicyclo[3.2.2]nonanyl tosylate solvolysis were found to have nonclassical structures.¹²⁶

In discussing nonclassical carbocations, we must be careful to make the distinction between neighboring-group participation and the existence of nonclassical carbocations.¹²⁷ If a nonclassical carbocation exists in any reaction, then an ion with electron delocalization, as shown in the above examples, is a discrete reaction intermediate. If a carbon–carbon double or single bond participates in the departure of the leaving group to form a carbocation, it may be that a nonclassical carbocation is involved, but there is no necessary relation. In any particular case either or both of these possibilities can be taking place.

In the following pages, we consider some of the evidence bearing on the questions of the participation of π and s bonds and on the existence of nonclassical

¹²⁰Sieber, S.; Schleyer, P.v.R.; Vančik, H.; Mesić, M.; Sunko, D.E. *Angew. Chem. Int. Ed.* **1993**, *32*, 1604; Schleyer, P.v.R.; Sieber, S. *Angew. Chem. Int. Ed.* **1993**, *32*, 1606.

¹²¹Herrmann, R.; Kirmse, W. *Liebigs Ann. Chem.* **1995**, 703.

¹²²Lawton, R.G. *J. Am. Chem. Soc.* **1961**, *83*, 2399; Bartlett, P.D.; Bank, S.; Crawford, R.J.; Schmid, G.H. *J. Am. Chem. Soc.* **1965**, *88*, 1288.

¹²³Winstein, S.; Carter, P. *J. Am. Chem. Soc.* **1961**, *83*, 4485.

¹²⁴For example see Brunelle, P.; Sorensen, T.S.; Taeschler, C. *J. Org. Chem.* **2001**, *66*, 7294.

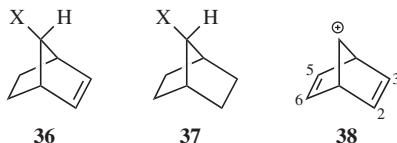
¹²⁵Okazaki, T.; Terakawa, E.; Kitagawa, T.; Takeuchi, K. *J. Org. Chem.* **2000**, *65*, 1680.

¹²⁶Smith, W. B. *J. Org. Chem.* **2001**, *66*, 376.

¹²⁷This was pointed out by Cram, D.J. *J. Am. Chem. Soc.* **1964**, *86*, 3767.

carbocations,¹²⁸ although a thorough discussion is beyond the scope of this book.⁸⁹

1. **C=C as a Neighboring Group.**¹²⁹ The most striking evidence that C=C can act as a neighboring group is that acetolysis of **36**-OTs is 10¹¹ times faster than that of **37**-OTs and *proceeds with retention of configuration*.¹³⁰ The rate data alone do not necessarily prove that acetolysis of **36**-OTs involves a



nonclassical intermediate (**30d**), but it is certainly strong evidence that the C=C group assists in the departure of the OTs. Evidence that **30** is indeed a nonclassical ion comes from an NMR study of the relatively stable norbornadienyl cation (**38**). The spectrum shows that the 2 and 3 protons are not equivalent to the 5 and 6 protons.¹³¹ Thus there is interaction between the charged carbon and one double bond, which is evidence for the existence of **30d**.¹³² In the case of **36**, the double bond is geometrically fixed in an especially favorable position for backside attack on the carbon bearing the leaving group (hence the very large rate enhancement), but there is much evidence that other double bonds in the homoallylic position,¹³³ as well as in

¹²⁸The arguments against nonclassical ions are summed up in Brown, H.C. *The Nonclassical Ion Problem*; Plenum, NY, 1977. This book also includes rebuttals by Schleyer, P.v.R. See also, Brown, H.C. *Pure Appl. Chem.* **1982**, *54*, 1783.

¹²⁹For reviews, see Story, P.R.; Clark, Jr., B.C., in Olah, G.A.; Schleyer, P.v.R. *Carbonium Ions*, Vol. 3, Wiley, NY, 1972, pp. 1007–1060; Richey, Jr., H.G., in Zabicky, J. *The Chemistry of Alkenes*, Vol. 2; Wiley, NY, 1970, pp. 77–101.

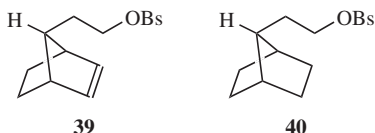
¹³⁰Winstein, S.; Shatavsky, M. *J. Am. Chem. Soc.* **1956**, *78*, 592.

¹³¹Story, P.R.; Snyder, L.C.; Douglass, D.C.; Anderson, E.W.; Kornegay, R.L. *J. Am. Chem. Soc.* **1963**, *85*, 3630. For a discussion, see Story, P.R.; Clark, Jr., B.C., in Olah, G.A.; Schleyer, P.v.R. *Carbonium Ions*, Vol. 3, Wiley, NY, 1972, pp. 1026–1041. See also, Lustgarten, R.K.; Brookhart, M.; Winstein, S. *J. Am. Chem. Soc.* **1972**, *94*, 2347.

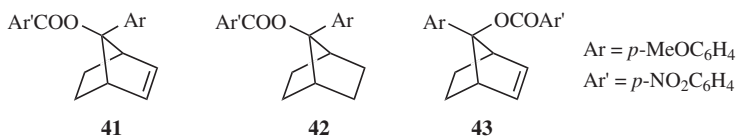
¹³²For further evidence for the nonclassical nature of **30**, see Brookhart, M.; Diaz, A.; Winstein, S. *J. Am. Chem. Soc.* **1966**, *88*, 3135; Richey, Jr., H.G.; Lustgarten, R.K. *J. Am. Chem. Soc.* **1966**, *88*, 3136; Gassman, P.G.; Doherty, M.M. *J. Am. Chem. Soc.* **1982**, *104*, 3742 and references cited therein; Laube, T. *J. Am. Chem. Soc.* **1989**, *111*, 9224.

¹³³For examples, see Shoppee, C.W. *J. Chem. Soc.* **1946**, 1147; LeBel, N.A.; Huber, J.E. *J. Am. Chem. Soc.* **1963**, *85*, 3193; Closson, W.D.; Kwiatkowski, G.T. *Tetrahedron* **1965**, *21*, 2779; Brown, H.C.; Peters, E.N.; Ravindranathan, M. *J. Am. Chem. Soc.* **1975**, *97*, 7449; Schleyer, P.v.R.; Bentley, T.W.; Koch, W.; Kos, A.J.; Schwarz, H. *J. Am. Chem. Soc.* **1987**, *109*, 6953; Fernández-Mateos, A.; Rentzsch, M.; Sánchez, L.R.; González, R.R. *Tetrahedron* **2001**, *57*, 4873.

positions farther away,¹³⁴ can also lend anchimeric assistance, although generally with much lower rate ratios. One example of the latter is the compound β -(*syn*-7-norbornenyl)ethyl brosylate (**39**), which at 25°C undergoes acetolysis $\sim 140,000$ times faster than the saturated analog **40**.¹³⁵ Triple bonds¹³⁶ and allenes¹³⁷ can also act as neighboring groups.



We have already seen evidence that participation by a potential neighboring group can be reduced or eliminated if an outside nucleophile is present that is more effective than the neighboring group in attacking the central carbon (p. 450), or if a sufficiently good leaving group is present (p. 450). In another example of the principle of increasing electron demand, Gassman and co-workers have shown that neighboring-group participation can also be reduced if the stability of the potential carbocation is increased. They found that the presence of a *p*-anisyl group at the 7 position of **36** and **37** exerts a powerful leveling effect on the rate differences. Thus, solvolysis in acetone-water at 85°C of **38** was only ~ 2.5 times faster than that of the saturated



compound **42**.¹³⁸ Furthermore, both **41** and its stereoisomer **43** gave the same mixture of solvolysis products, showing that the stereoselectivity in the solvolysis of **36** is not present here. The difference between **41** and **36** is that in the case of **41** the positive charge generated at the 7 position in the transition state is greatly stabilized by the *p*-anisyl group. Apparently, the stabilization by the *p*-anisyl group is so great that further stabilization that would come from

¹³⁴For examples, see LeNy, G. C. *R. Acad. Sci.* **1960**, 251, 1526; Goering, H.L.; Closson, W.D. *J. Am. Chem. Soc.* **1961**, 83, 3511; Bartlett, P.D.; Trahanovsky, W.S.; Bolon, D.A.; Schmid, G.H. *J. Am. Chem. Soc.* **1965**, 87, 1314; Bly, R.S.; Swindell, R.T. *J. Org. Chem.* **1965**, 30, 10; Marvell, E.N.; Sturmer, D.; Knutson, R.S. *J. Org. Chem.* **1968**, 33, 2991; Cogdell, T.J. *J. Org. Chem.* **1972**, 37, 2541; Ferber, P.H.; Gream, G.E. *Aust. J. Chem.* **1981**, 34, 1051; Orlović, M.; Borčić, S.; Humski, K.; Kronja, O.; Imper, V.; Polla, E.; Shiner, Jr., V.J. *J. Org. Chem.* **1991**, 56, 1874; Winstein, S.; Carter, P. *J. Am. Chem. Soc.* **1961**, 83, 4485.

¹³⁵Bly, R.S.; Bly, R.K.; Bedenbaugh, A.O.; Vail, O.R. *J. Am. Chem. Soc.* **1967**, 89, 880.

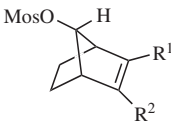
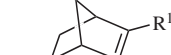
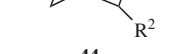
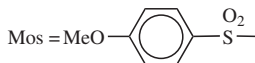
¹³⁶See, for example, Closson, W.D.; Roman, S.A. *Tetrahedron Lett.* **1966**, 6015; Hanack, M.; Herterich, I.; Vött, V. *Tetrahedron Lett.* **1967**, 3871; Lambert, J.B.; Papay, J.J.; Mark, H.W. *J. Org. Chem.* **1975**, 40, 633; Peterson, P.E.; Vidrine, D.W. *J. Org. Chem.* **1979**, 44, 891. For a review of participation by triple bonds and allylic groups, see Rappoport, Z. *React. Intermed. (Plenum)* **1983**, 3, 440.

¹³⁷Bly, R.S.; Koock, S.U. *J. Am. Chem. Soc.* **1969**, 91, 3292, 3299; Von Lehman, T.; Macomber, R. *J. Am. Chem. Soc.* **1975**, 97, 1531.

¹³⁸Gassman, P.G.; Zeller, J.; Lamb, J.T. *Chem. Commun.* **1968**, 69.

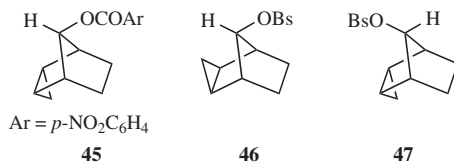
participation by the C=C bond is not needed.¹³⁹ The use of a phenyl instead of a *p*-anisyl group is not sufficient to stop participation by the double bond completely, although it does reduce it.¹⁴⁰ These results permit us to emphasize our previous conclusion that *a neighboring group lends anchimeric assistance only when there is sufficient demand for it.*¹⁴¹ The π -bond of a neighboring alkene group can assist solvolysis via π -participation.¹⁴²

The ability of C=C to serve as a neighboring group can depend on its electron density. When the strongly electron-withdrawing CF₃ group was attached to a double bond carbon of **44**, the solvolysis rate was lowered by a factor of about 10⁶.¹⁴³

Relative Rates	
	R ¹ = R ² = H 1.4 × 10 ¹²
	R ¹ = H, R ² = CF ₃ 1.5 × 10 ⁶
	R ¹ = R ² = CF ₃ 1
 Mos = MeO-C ₆ H ₄ -S-O ₂	

A second CF₃ group had an equally strong effect. In this case, two CF₃ groups decrease the electron density of the C=C bond to the point that the solvolysis rate for **44** (R¹ = R² = CF₃) was about the same as (actually ~17 times slower than) the rate for the saturated substrate **37** (X = OMos). Thus, the two CF₃ groups completely remove the ability of the C=C bond to act as a neighboring group.

2. *Cyclopropyl*¹⁴⁴ as a Neighboring Group.¹⁴⁵ On p. 217 we saw that the properties of a cyclopropane ring are in some ways similar to those of a double bond. Therefore it is not surprising that a suitably placed cyclopropyl ring can



¹³⁹Nevertheless, there is evidence from ¹³C NMR spectra that some π participation is present, even in the cation derived from **38**: Olah, G.A.; Berrier, A.L.; Arvanaghi, M.; Prakash, G.K.S. *J. Am. Chem. Soc.* **1981**, *103*, 1122.

¹⁴⁰Gassman, P.G.; Fentiman, Jr., A.F. *J. Am. Chem. Soc.* **1969**, *91*, 1545; **1970**, *92*, 2549.

¹⁴¹For a discussion of the use of the tool of increasing electron demand to probe neighboring-group activity by double bonds, sigma bonds, and aryl rings, see Lambert, J.B.; Mark, H.W.; Holcomb, A.G.; Magyar, E.S. *Acc. Chem. Res.* **1979**, *12*, 317.

¹⁴²Malnar, I.; Jurić, S.; Vrček, V.; Gjuranovič, Ž.; Mihalič, Z.; Kronja, O. *J. Org. Chem.* **2002**, *67*, 1490.

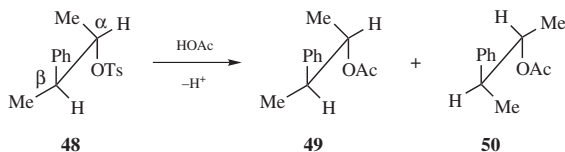
¹⁴³Gassman, P.G.; Hall, J.B. *J. Am. Chem. Soc.* **1984**, *106*, 4267.

¹⁴⁴In this section, we consider systems in which at least one carbon separates the cyclopropyl ring from the carbon bearing the leaving group. For a discussion of systems in which the cyclopropyl group is directly attached to the leaving-group carbon, see p. \$\$\$.

¹⁴⁵For a review, see Haywood-Farmer, *J. Chem. Rev.* **1974**, *74*, 315.

also be a neighboring group. Thus *endo-anti*-tricyclo[3.2.1.0^{2,4}]octan-8-yl *p*-nitrobenzoate (**45**) solvolyzed $\sim 10^{14}$ times faster than the *p*-nitrobenzoate of **37-OH**.¹⁴⁶ Obviously, a suitably placed cyclopropyl ring can be even more effective¹⁴⁷ as a neighboring group than a double bond.¹⁴⁸ The need for suitable placement is emphasized by the fact that **47** solvolyzed only about five times faster than **37-OBs**,¹⁴⁹ while **46** solvolyzed three times *slower* than **37-OBs**.¹⁵⁰ In the case of **45** and of all other cases known where cyclopropyl lends considerable anchimeric assistance, the developing *p* orbital of the carbocation is orthogonal to the participating bond of the cyclopropane ring.¹⁵¹ An experiment designed to test whether a developing *p* orbital that would be parallel to the participating bond would be assisted by that bond showed no rate enhancement.¹⁵¹ This is in contrast to the behavior of cyclopropane rings directly attached to positively charged carbons, where the *p* orbital is parallel to the plane of the ring (pp. 241, 464). Rate enhancements, although considerably smaller, have also been reported for suitably placed cyclobutyl rings.¹⁵²

3. Aromatic Rings as Neighboring Groups.¹⁵³ There is a great deal of evidence that aromatic rings in the β position can function as neighboring



¹⁴⁶Tanida, H.; Tsuji, T.; Irie, T. *J. Am. Chem. Soc.* **1967**, *89*, 1953; Battiste, M.A.; Deyrup, C.L.; Pincock, R.E.; Haywood-Farmer, J. *J. Am. Chem. Soc.* **1967**, *89*, 1954.

¹⁴⁷For a competitive study of cyclopropyl versus double-bond participation, see Lambert, J.B.; Jovanovich, A.P.; Hamersma, J.W.; Koeng, F.R.; Oliver, S.S. *J. Am. Chem. Soc.* **1973**, *95*, 1570.

¹⁴⁸For other evidence for anchimeric assistance by cyclopropyl, see Sargent, G.D.; Lowry, N.; Reich, S.D. *J. Am. Chem. Soc.* **1967**, *89*, 5985; Battiste, M.A.; Haywood-Farmer, J.; Malkus, H.; Seidl, P.; Winstein, S. *J. Am. Chem. Soc.* **1970**, *92*, 2144; Coates, R.M.; Yano, K. *Tetrahedron Lett.* **1972**, 2289; Masamune, S.; Vukov, R.; Bennett, M.J.; Purdham, J.T. *J. Am. Chem. Soc.* **1972**, *94*, 8239; Gassman, P.G.; Creary, X. *J. Am. Chem. Soc.* **1973**, *95*, 2729; Costanza, A.; Geneste, P.; Lamaty, G.; Roque, J. *Bull. Soc. Chim. Fr.* **1975**, 2358; Takakis, I.M.; Rhodes, Y.E. *Tetrahedron Lett.* **1983**, *24*, 4959.

¹⁴⁹Battiste, M.A.; Deyrup, C.L.; Pincock, R.E.; Haywood-Farmer, J. *J. Am. Chem. Soc.* **1967**, *89*, 1954; Haywood-Farmer, J.; Pincock, R.E. *J. Am. Chem. Soc.* **1969**, *91*, 3020; Haywood-Farmer, J. *Chem. Rev.* **1974**, *74*, 315; Haywood-Farmer, J. *Chem. Rev.* **1974**, *74*, 315.

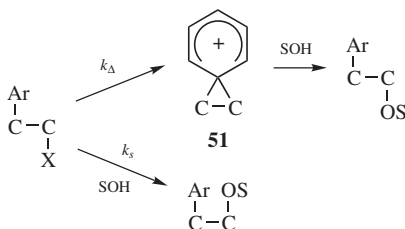
¹⁵⁰Haywood-Farmer, J.; Pincock, R.E.; Wells, J.I. *Tetrahedron* **1966**, *22*, 2007; Haywood-Farmer, J.; Pincock, R.E. *J. Am. Chem. Soc.* **1969**, *91*, 3020. For some other cases where there was little or no rate enhancement by cyclopropyl, see Wiberg, K.B.; Wenzinger, G.R. *J. Org. Chem.* **1965**, *30*, 2278; Sargent, G.D.; Taylor, R.L.; Demisch, W.H. *Tetrahedron Lett.* **1968**, 2275; Rhodes, Y.E.; Takino, T. *J. Am. Chem. Soc.* **1970**, *92*, 4469; Hanack, M.; Krause, P. *Liebigs Ann. Chem.* **1972**, 760, 17.

¹⁵¹Gassman, P.G.; Seter, J.; Williams, F.J. *J. Am. Chem. Soc.* **1971**, *93*, 1673. For a discussion, see Haywood-Farmer, J.; Pincock, R.E. *J. Am. Chem. Soc.* **1969**, *91*, 3020. See also, Chenier, P.J.; Jenson, T.M.; Wulff, W.D. *J. Org. Chem.* **1982**, *47*, 770.

¹⁵²For example, see Sakai, M.; Diaz, A.; Winstein, S. *J. Am. Chem. Soc.* **1970**, *92*, 4452; Battiste, M.A.; Nebzydoski, J.W. *J. Am. Chem. Soc.* **1970**, *92*, 4450; Schipper, P.; Driessen, P.B.J.; de Haan, J.W.; Buck, H.M. *J. Am. Chem. Soc.* **1974**, *96*, 4706; Ohkata, K.; Doecke, C.W.; Klein, G.; Paquette, L.A. *Tetrahedron Lett.* **1980**, *21*, 3253.

¹⁵³For a review, see Lancelot, L.A.; Cram, D.J.; Schleyer, P.v.R., in Olah, G.A.; Schleyer, P.v.R. *Carbonium Ions*, Vol. 3; Wiley, NY, **1972**, pp. 1347–1483.

groups.¹⁵⁴ Stereochemical evidence was obtained by solvolysis of *L*-threo-3-phenyl-2-butyl tosylate (**48**) in acetic acid.¹⁵⁵ Of the acetate product 96% was the threo isomer and only about 4% was erythro. Moreover, both the (+) and (-) threo isomers (**49** and **50**) were produced in approximately equal amounts (a racemic mixture). When solvolysis was conducted in formic acid, even less erythro isomer was obtained. This result is similar to that found on reaction of 3-bromo-2-butanol with HBr (p. 446) and leads to the conclusion that configuration is retained because phenyl acts as a neighboring group. However, evidence from rate studies is not so simple. If β -aryl groups assist the departure of the leaving group, solvolysis rates should be enhanced. In general, they are not. However, solvolysis rate studies in 2-arylethyl systems are complicated by the fact that, for primary and secondary systems, two pathways can exist.¹⁵⁶ In one of these (designated k_{Δ}), the aryl, behaving as a neighboring group, pushes out the leaving group to give a bridged ion, called a *phenonium ion* (**51**), and is in turn pushed out by the solvent SOH, so



the net result is substitution with retention of configuration (or rearrangement, if **51** is opened from the other side). The other pathway (k_S) is simple S_N2 attack by the solvent at the leaving-group carbon. The net result here is substitution with inversion and no possibility of rearrangement. Whether the leaving group is located at a primary or a secondary carbon, there is no cross-over between these pathways; they are completely independent.¹⁵⁷ (Both the k_{Δ} and k_S pathways are unimportant when the leaving group is at a tertiary carbon.) In these cases, the mechanism is S_N1 and open carbocations $\text{ArCH}_2\text{CR}_2^+$ are intermediates. This pathway is designated k_c . Which of the two pathways (k_S or k_{Δ}) predominates in any given case depends on the solvent and on the nature of the aryl group. As expected from the results we have seen for Cl as a neighboring group (p. 450), the k_{Δ}/k_S ratio is highest for solvents that are poor nucleophiles and so compete very poorly with the aryl

¹⁵⁴Kevill, D.N.; D'Souza, M.J. *J. Chem. Soc. Perkin Trans. 2* **1997**, 257; Fujio, M.; Goto, N.; Dairokuno, T.; Goto, M.; Saeki, Y.; Okusako, Y.; Tsuno, Y. *Bull. Chem. Soc. Jpn.* **1992**, 65, 3072.

¹⁵⁵Cram, D.J. *J. Am. Chem. Soc.* **1949**, 71, 3863; **1952**, 74, 2129.

¹⁵⁶Brookhart, M.; Anet, F.A.L.; Cram, D.J.; Winstein, S. *J. Am. Chem. Soc.* **1966**, 88, 5659; Lee, C.C.; Unger, D.; Vassie, S. *Can. J. Chem.* **1972**, 50, 1371.

¹⁵⁷Brown, H.C.; Kim, C.J.; Lancelot, C.J.; Schleyer, P.v.R. *J. Am. Chem. Soc.* **1970**, 92, 5244; Brown, H.C.; Kim, C.J. *J. Am. Chem. Soc.* **1971**, 93, 5765.

group. For several common solvents the k_{Δ}/k_s ratio increases in the order $\text{EtOH} < \text{CH}_3\text{COOH} < \text{HCOOH} < \text{CF}_3\text{COOH}$.¹⁵⁸ In accord with this, the following percentages of retention were obtained in solvolysis of 1-phenyl-2-propyl tosylate at 50°C: solvolysis in EtOH 7%, CH_3COOH 35%, HCOOH 85%.¹⁵⁸ This indicates that k_s predominates in EtOH (phenyl participates very little), while k_{Δ} predominates in HCOOH. Trifluoroacetic acid is a solvent of particularly low nucleophilic power, and in this solvent the reaction proceeds entirely by k_{Δ} ;¹⁵⁹ deuterium labeling showed 100% retention.¹⁶⁰ This case provides a clear example of neighboring-group rate enhancement by phenyl: The rate of solvolysis of $\text{PhCH}_2\text{CH}_2\text{OTs}$ at 75°C in CF_3COOH is 3040 times the rate for $\text{CH}_3\text{CH}_2\text{OTs}$.¹⁵⁹

With respect to the aromatic ring, the k_{Δ} pathway is electrophilic aromatic substitution (Chapter 11). We predict that groups on the ring that activate that reaction (p. 665) will increase, and deactivating groups will decrease, the rate of this pathway. This prediction has been borne out by several investigations. The *p*-nitro derivative of **48** solvolyzed in acetic acid 190 times slower than **48**, and there was much less retention of configuration; the acetate produced was only 7% threo and 93% erythro.¹⁶¹ At 90°C, acetolysis of *p*- $\text{ZC}_6\text{H}_4\text{CH}_2\text{CH}_2\text{OTs}$ gave the rate ratios shown in Table 10.1.¹⁶² Throughout this series k_s is fairly constant, as it should be since it is affected only by the rather remote field effect of Z. It is k_{Δ} that changes substantially as Z is changed from activating to deactivating. The evidence is thus fairly clear that participation by aryl groups depends greatly on the nature of the group. For some groups (e.g., *p*-nitrophenyl), in some solvents (e.g., acetic acid), there is essentially no neighboring-group participation at all,¹⁶³ while for others (e.g., *p*-methoxyphenyl), neighboring-group participation is substantial. The combined effect of solvent and structure is shown in Table 10.2, where the figures shown were derived by three different methods.¹⁶⁴ The decrease in neighboring-group effectiveness when aromatic rings are substituted by electron-withdrawing groups is reminiscent of the similar case of C=C bonds substituted by CF_3 groups (p. 454).

¹⁵⁸Diaz, A.; Winstein, S. *J. Am. Chem. Soc.* **1969**, *91*, 4300. See also, Schadt, F.L.; Lancelot, C.J.; Schleyer, P.v.R. *J. Am. Chem. Soc.* **1978**, *100*, 228.

¹⁵⁹Nordlander, J.E.; Kelly, W.J. *J. Am. Chem. Soc.* **1969**, *91*, 996.

¹⁶⁰Jablonski, R.J.; Snyder, E.I. *J. Am. Chem. Soc.* **1969**, *91*, 4445.

¹⁶¹Thompson, J.A.; Cram, D.J. *J. Am. Chem. Soc.* **1969**, *91*, 1778. See also, Tanida, H.; Tsuji, T.; Ishitobi, H.; Irie, T. *J. Org. Chem.* **1969**, *34*, 1086; Kingsbury, C.A.; Best, D.C. *Bull. Chem. Soc. Jpn.* **1972**, *45*, 3440.

¹⁶²Coke, J.L.; McFarlane, F.E.; Mourning, M.C.; Jones, M.G. *J. Am. Chem. Soc.* **1969**, *91*, 1154; Jones, M.G.; Coke, J.L. *J. Am. Chem. Soc.* **1969**, *91*, 4284. See also, Harris, J.M.; Schadt, F.L.; Schleyer, P.v.R.; Lancelot, C.J. *J. Am. Chem. Soc.* **1969**, *91*, 7508.

¹⁶³The k_{Δ} pathway is important for *p*-nitrophenyl in CF_3COOH : Ando, T.; Shimizu, N.; Kim, S.; Tsuno, Y.; Yukawa, Y. *Tetrahedron Lett.* **1973**, 117.

¹⁶⁴Lancelot, C.J.; Schleyer, P.v.R. *J. Am. Chem. Soc.* **1969**, *91*, 4291, 4296; Lancelot, C.J.; Harper, J.J.; Schleyer, P.v.R. *J. Am. Chem. Soc.* **1969**, *91*, 4294; Schleyer, P.v.R.; Lancelot, C.J. *J. Am. Chem. Soc.* **1969**, *91*, 4297.

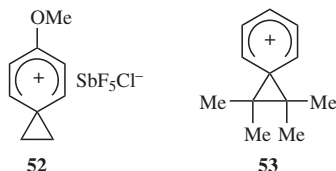
TABLE 10.1. Approximate k_{Δ}/k_s Ratios for Acetolysis of p -ZC₆H₄CH₂CH₂OTs at 90°C¹⁶²

Z	k_{Δ}/k_s
MeO	30
Me	11
H	1.3
Cl	0.3

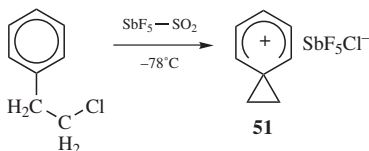
TABLE 10.2. Percent of Product Formed by the k_{Δ} Pathway in Solvolysis of p -ZC₆H₄CH₂CH₂OTs¹⁶⁴

Z	Solvent	Percent by k_{Δ}
H	CH ₃ COOH	35–38
H	HCOOH	72–79
MeO	CH ₃ COOH	91–93
MeO	HCOOH	99

Several phenonium ions have been prepared as stable ions in solution where they can be studied by NMR, among them **52**,¹⁶⁵ **53**,¹⁶⁶ and the unsubstituted **51**.¹⁶⁷ These were prepared¹⁶⁸ by the method shown for **51**: treatment of the corresponding β -arylethyl chloride with SbF₅–SO₂ at low temperatures. These conditions are even more extreme than the solvolysis in CF₃COOH mentioned earlier. The absence of any nucleophile at all eliminates



not only the k_s pathways, but also nucleophilic attack on **51**. Although **51** is not in equilibrium with the open-chain ion PhCH₂CH₂⁺ (which is primary



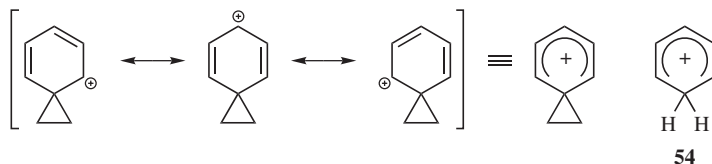
¹⁶⁵Olah, G.A.; Comisarow, M.B.; Namanworth, E.; Ramsey, B. *J. Am. Chem. Soc.* **1967**, *89*, 5259; Ramsey, B.; Cook, Jr., J.A.; Manner, J.A. *J. Org. Chem.* **1972**, *37*, 3310.

¹⁶⁶Olah, G.A.; Comisarow, M.B.; Kim, C.J. *J. Am. Chem. Soc.* **1969**, *91*, 1458. See, however, Ramsey, B.; Cook, Jr., J.A.; Manner, J.A. *J. Org. Chem.* **1972**, *37*, 3310.

¹⁶⁷Olah, G.A.; Spear, R.J.; Forsyth, D.A. *J. Am. Chem. Soc.* **1976**, *98*, 6284.

¹⁶⁸For some others, see Olah, G.A.; Singh, B.P.; Liang, G. *J. Org. Chem.* **1984**, *49*, 2922; Olah, G.A.; Singh, B.P. *J. Am. Chem. Soc.* **1984**, *106*, 3265.

and hence unstable), **53** is in equilibrium with the open-chain tertiary ions $\text{PhCMe}_2\text{C}^+\text{Me}_2$ and $\text{PhC}^+\text{MeCMe}_3$, although only **53** is present in appreciable concentration. Proton and ^{13}C NMR show that **51**, **52**, and **53** are classical carbocations where the only resonance is in the six-membered ring. The three-membered ring is a normal cyclopropane ring that is influenced only to a relatively small extent by the positive charge on the adjacent ring. Nuclear magnetic resonance spectra show that the six-membered rings have no aromatic character, but are similar in structure to the arenium ions, for example,



54, that are intermediates in electrophilic aromatic substitution (Chapter 11). A number of phenonium ions, including **51**, have also been reported to be present in the gas phase, where their existence has been inferred from reaction products and from ^{13}C labeling.¹⁶⁹

It is thus clear that β -aryl groups can function as neighboring groups.¹⁷⁰ Much less work has been done on aryl groups located in positions farther away from the leaving group, but there is evidence that these too can lend anchimeric assistance.¹⁷¹

4. The Carbon–Carbon Single Bond as a Neighboring Group.¹⁷²

a. *The 2-Norbornyl System.* In the investigations to determine whether a C–C σ bond can act as a neighboring group, by far the greatest attention

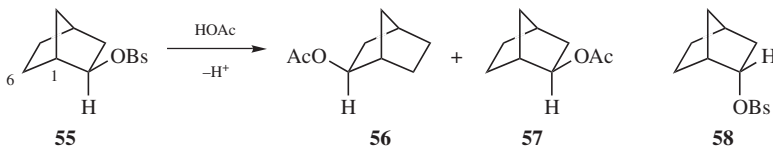
¹⁶⁹Fornarini, S.; Muraglia, V. *J. Am. Chem. Soc.* **1989**, *111*, 873; Mishima, M.; Tsuno, Y.; Fujio, M. *Chem. Lett.* **1990**, 2277.

¹⁷⁰For additional evidence, see Tanida, H. *Acc. Chem. Res.* **1968**, *1*, 239; Kingsbury, C.A.; Best, D.C. *Tetrahedron Lett.* **1967**, 1499; Braddon, D.V.; Wiley, G.A.; Dirlam, J.; Winstein, S. *J. Am. Chem. Soc.* **1968**, *90*, 1901; Tanida, H.; Ishitobi, H.; Irie, T. *J. Am. Chem. Soc.* **1968**, *90*, 2688; Brown, H.C.; Tritle, G.L. *J. Am. Chem. Soc.* **1968**, *90*, 2689; Bentley, M.D.; Dewar, M.J.S. *J. Am. Chem. Soc.* **1970**, *92*, 3996; Raber, D.J.; Harris, J.M.; Schleyer, P.V.R. *J. Am. Chem. Soc.* **1971**, *93*, 4829; Shiner, Jr., V.J.; Seib, R.C. *J. Am. Chem. Soc.* **1976**, *98*, 862; Fain, D.; Dubois, J.E. *Tetrahedron Lett.* **1978**, 791; Yukawa, Y.; Ando, T.; Token, K.; Kawada, M.; Matsuda, K.; Kim, S.; Yamataka, H. *Bull. Chem. Soc. Jpn.* **1981**, *54*, 3536; Ferber, P.H.; Gream, G.E. *Aust. J. Chem.* **1981**, *34*, 2217; Fujio, M.; Goto, M.; Seki, Y.; Mishima, M.; Tsuno, Y.; Sawada, M.; Takai, Y. *Bull. Chem. Soc. Jpn.* **1987**, *60*, 1097. For a discussion of evidence obtained from isotope effects, see Scheppele, S.E. *Chem. Rev.* **1972**, *72*, 511, p. 522.

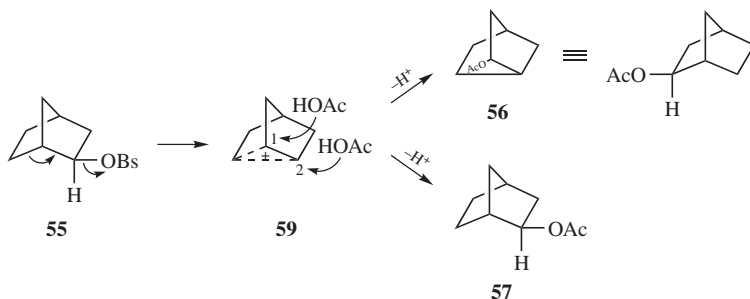
¹⁷¹Heck, R.; Winstein, S. *J. Am. Chem. Soc.* **1957**, *79*, 3105; Muneyuki, R.; Tanida, H. *J. Am. Chem. Soc.* **1968**, *90*, 656; Ouellette, R.J.; Papa, R.; Attea, M.; Levin, C. *J. Am. Chem. Soc.* **1970**, *92*, 4893; Jackman, L.M.; Haddon, V.R. *J. Am. Chem. Soc.* **1974**, *96*, 5130; Gates, M.; Frank, D.L.; von Felten, W.C. *J. Am. Chem. Soc.* **1974**, *96*, 5138; Ando, T.; Yamawaki, J.; Saito, Y. *Bull. Chem. Soc. Jpn.* **1978**, *51*, 219.

¹⁷²For a review pertaining to studies of this topic at low temperatures, see Olah, G.A. *Angew. Chem. Int. Ed.* **1973**, *12*, 173, pp. 192–198.

has been paid to the 2-norbornyl system.¹⁷³ Winstein and Trifan found that solvolysis in acetic acid of optically active *exo*-2-norbornyl brosylate (**55**) gave a racemic mixture of the two *exo* acetates; no *endo* isomers were formed:¹⁷⁴



Furthermore, **55** solvolyzed ~ 350 times faster than its *endo* isomer **58**. Similar high *exo/endo* rate ratios have been found in many other [2.2.1] systems. These two results—(1) that solvolysis of an optically active *exo* isomer gave only racemic *exo* isomers and (2) the high *exo/endo* rate ratio—were interpreted by Winstein and Trifan as indicating that the 1,6 bond assists in the departure of the leaving group and that a nonclassical intermediate (**59**) is involved. They reasoned that solvolysis of the *endo* isomer **58** is not assisted by the 1,6 bond because it is not in a favorable position for backside attack,



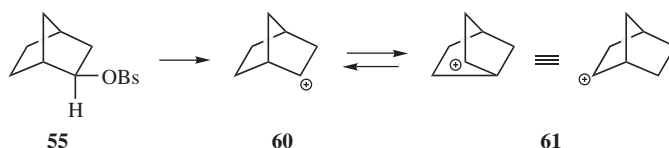
and that consequently solvolysis of **58** takes place at a “normal” rate. Therefore the much faster rate for the solvolysis of **55** must be caused by anchimeric assistance. The stereochemistry of the product is also explained by the intermediacy of **59**, since in **59** the 1 and 2 positions are equivalent and would be attacked by the nucleophile with equal facility, but only from the *exo* direction in either case. Incidentally, acetolysis of **58** also leads exclusively to the *exo* acetates (**56** and **57**), so that in this case Winstein and Trifan postulated that a classical ion (**60**)

¹⁷³For reviews, see Olah, G.A.; Prakash, G.K.S.; Williams, R.E. *Hypercarbon Chemistry*, Wiley, NY, **1987**, pp. 157–170; Grob, C.A. *Angew. Chem. Int. Ed.* **1982**, *21*, 87; Sargent, G.D., in Olah, G.A.; Schleyer, P.v.R. *Carbonium Ions*, Vol. 3, Wiley, NY, **1972**, pp. 1099–1200; Sargent, G.D. *Q. Rev. Chem. Soc.* **1966**, *20*, 301; Gream, G.E. *Rev. Pure Appl. Chem.* **1966**, *16*, 25. For a closely related review, see Kirmse, W. *Acc. Chem. Res.* **1986**, *19*, 36. See also, Ref. 177.

¹⁷⁴Winstein, S.; Clippinger, E.; Howe, R.; Vogelfanger, E. *J. Am. Chem. Soc.* **1965**, *87*, 376.

is first formed, and then converted to the more stable **59**. Evidence for this interpretation is that the product from solvolysis of **58** is not racemic but contains somewhat more **57** than **56** (corresponding to 3–13% inversion, depending on the solvent),¹⁷⁴ suggesting that when **60** is formed, some of it goes to give **57** before it can collapse to **59**.

The concepts of σ participation and the nonclassical ion **59** were challenged by H.C. Brown,¹²⁸ who suggested that the two results can also be explained by postulating that **55** solvolyzes without participation of the 1,6 bond to give the classical ion **60**, which is in rapid equilibrium with **61**. This



rapid interconversion has been likened to the action of a windshield wiper.¹⁷⁵ Obviously, in going from **60** to **61** and back again, **59** must be present, but in Brown's view it is a transition state and not an intermediate. Brown's explanation for the stereochemical result was that exclusive exo attack is a property to be expected from any 2-norbornyl system, not only for the cation but even for reactions not involving cations, because of steric hindrance to attack from the endo side. There is a large body of data that shows that exo attack on norbornyl systems is fairly general in many reactions. A racemic mixture will be obtained if **60** and **61** are present in equal amounts, since they are equivalent and exo attack on **60** and **61** gives, respectively, **57** and **56**. Brown explained the high exo/endo rate ratios by contending that it is not the endo rate that is normal and the exo rate abnormally high, but the exo rate that is normal and the endo rate abnormally low, because of steric hindrance to removal of the leaving group in that direction.¹⁷⁶

A vast amount of work has been done¹⁷⁷ on solvolysis of the 2-norbornyl system in an effort to determine whether the 1,6 bond

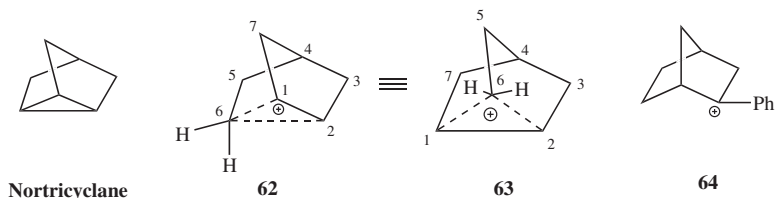
¹⁷⁵Another view is somewhere in between: There are two interconverting ions, but each is asymmetrically bridged: Biemann, R.; Fuso, F.; Grob, C.A. *Helv. Chim. Acta* **1988**, *71*, 312; Flury, P.; Grob, C.A.; Wang, G.Y.; Lennartz, H.; Roth, W.R. *Helv. Chim. Acta* **1988**, *71*, 1017.

¹⁷⁶For evidence against steric hindrance as the only cause of this effect, see Menger, F.M.; Perinis, M.; Jerkunica, J.M.; Glass, L.E. *J. Am. Chem. Soc.* **1978**, *100*, 1503.

¹⁷⁷For thorough discussions, see Lenoir, D.; Apeloig, Y.; Arad, D.; Schleyer, P.v.R. *J. Org. Chem.* **1988**, *53*, 661; Grob, C.A. *Acc. Chem. Res.* **1983**, *16*, 426; Brown, H.C. *Acc. Chem. Res.* **1983**, *16*, 432; Walling, C. *Acc. Chem. Res.* **1983**, *16*, 448; Allred, E.L.; Winstein, S. *J. Am. Chem. Soc.* **1967**, *89*, 3991, 3998; Nordlander, J.E.; Kelly, W.J. *J. Am. Chem. Soc.* **1969**, *91*, 996. For commentary on the controversy, see Arnett, E.M.; Hofelich, T.C.; Schriver, G.W. *React. Intermed. (Wiley)* **1985**, *3*, 189, pp. 193–202.

participates and whether **59** is an intermediate. Most,¹⁷⁸ although not all,¹⁷⁹ chemists now accept the intermediacy of **59**.

Besides the work done on solvolysis of 2-norbornyl compounds, the 2-norbornyl cation has also been extensively studied at low temperatures; there is much evidence that under these conditions the ion is definitely nonclassical. Olah and co-workers have prepared the 2-norbornyl cation in stable solutions at temperatures below -150°C in $\text{SbF}_5\text{--SO}_2$ and $\text{FSO}_3\text{H--SbF}_5\text{--SO}_2$, where the structure is static and hydride shifts are absent.¹⁸⁰ Studies by proton and ^{13}C NMR, as well as by laser Raman spectra and X-ray electron spectroscopy, led to the conclusion¹⁸¹ that under these conditions the ion is nonclassical.¹⁸² A similar result has been reported for the 2-norbornyl cation in the solid state where at 77 and even 5 K, ^{13}C NMR spectra gave no evidence of the freezing out of a single classical ion.¹⁸³



¹⁷⁸For some recent evidence in favor of a nonclassical **59**, see Arnett, E.M.; Petro, C.; Schleyer, P.v.R. *J. Am. Chem. Soc.* **1979**, *101*, 522; Albano, C.; Wold, S. *J. Chem. Soc. Perkin Trans. 2* **1980**, 1447; Wilcox, C.F.; Tuszynski, W.J. *Tetrahedron Lett.* **1982**, *23*, 3119; Kirmse, W.; Siegfried, R. *J. Am. Chem. Soc.* **1983**, *105*, 950; Creary, X.; Geiger, C.C. *J. Am. Chem. Soc.* **1983**, *105*, 7123; Chang, S.; le Noble, W.J. *J. Am. Chem. Soc.* **1984**, *106*, 810; Kirmse, W.; Brandt, S. *Chem. Ber.* **1984**, *117*, 2510; Wilcox, C.F.; Brungardt, B. *Tetrahedron Lett.* **1984**, *25*, 3403; Lajunen, M. *Acc. Chem. Res.* **1985**, *18*, 254; Sharma, R.B.; Sen Sharma, D.K.; Hiraoka, K.; Kebarle, P. *J. Am. Chem. Soc.* **1985**, *107*, 3747; Servis, K.L.; Domenick, R.L.; Forsyth, D.A.; Pan, Y. *J. Am. Chem. Soc.* **1987**, *109*, 7263; Lenoir, D.; Apeloig, Y.; Arad, D.; Schleyer, P.v.R. *J. Org. Chem.* **1988**, *53*, 661.

¹⁷⁹For some evidence against a nonclassical **59** see Dewar, M.J.S.; Haddon, R.C.; Komornicki, A.; Rzepa, H. *J. Am. Chem. Soc.* **1977**, *99*, 377; Lambert, J.B.; Mark, H.W. *J. Am. Chem. Soc.* **1978**, *100*, 2501; Christol, H.; Coste, J.; Pietrasanta, F.; Plénat, F.; Renard, G. *J. Chem. Soc. (S)* **1978**, 62; Brown, H.C.; Rao, C.G. *J. Org. Chem.* **1979**, *44*, 133, 3536; **1980**, *45*, 2113; Liu, K.; Yen, C.; Hwang, H. *J. Chem. Res.(S)* **1980**, 152; Werstiuk, N.H.; Dhanoa, D.; Timmins, G. *Can. J. Chem.* **1983**, *61*, 2403; Brown, H.C.; Ikegami, S.; Vander Jagt, D.L. *J. Org. Chem.* **1985**, *50*, 1165; Nickon, A.; Swartz, T.D.; Sainsbury, D.M.; Toth, B.R. *J. Org. Chem.* **1986**, *51*, 3736. See also, Brown, H.C. *Top. Curr. Chem.* **1979**, *80*, 1.

¹⁸⁰The presence of hydride shifts (p. \$\$\$) under solvolysis conditions has complicated the interpretation of the data.

¹⁸¹Olah, G.A. *Acc. Chem. Res.* **1976**, *9*, 41; Olah, G.A.; Liang, G.; Mateescu, G.D.; Riemenschneider, J.L. *J. Am. Chem. Soc.* **1973**, *95*, 8698; Saunders, M.; Kates, M.R. *J. Am. Chem. Soc.* **1980**, *102*, 6867; **1983**, *105*, 3571; Olah, G.A.; Prakash, G.K.S.; Saunders, M. *Acc. Chem. Res.* **1983**, *16*, 440. See also, Schleyer, P.v.R.; Lenoir, D.; Mison, P.; Liang, G.; Prakash, G.K.S.; Olah, G.A. *J. Am. Chem. Soc.* **1980**, *102*, 683; Johnson, S.A.; Clark, D.T. *J. Am. Chem. Soc.* **1988**, *110*, 4112.

¹⁸²This conclusion has been challenged: Fong, F.K. *J. Am. Chem. Soc.* **1974**, *96*, 7638; Kramer, G.M. *Adv. Phys. Org. Chem.* **1975**, *11*, 177; Brown, H.C.; Periasamy, M.; Kelly, D.P.; Giansiracusa, J.J. *J. Org. Chem.* **1982**, *47*, 2089; Kramer, G.M.; Scouten, C.G. *Adv. Carbocation Chem.* **1989**, *1*, 93. See, however, Olah, G.A.; Prakash, G.K.S.; Farnum, D.G.; Clausen, T.P. *J. Org. Chem.* **1983**, *48*, 2146.

¹⁸³Yannoni, C.S.; Macho, V.; Myhre, P.C. *J. Am. Chem. Soc.* **1982**, *104*, 907, 7380; *Bull. Soc. Chim. Belg.* **1982**, *91*, 422; Myhre, P.C.; Webb, G.G.; Yannoni, C.S. *J. Am. Chem. Soc.* **1990**, *112*, 8991.

Olah and co-workers represented the nonclassical structure as a corner-protonated nortricyclane (**62**); the symmetry is better seen when the ion is drawn as in **63**. Almost all the positive charge resides on C-1 and C-2 and very little on the bridging carbon C-6. Other evidence for the nonclassical nature of the 2-norbornyl cation in stable solutions comes from heat of reaction measurements that show that the 2-norbornyl cation is more stable (by ~ 6 – 10 kcal mol⁻¹ or 25 – 40 kJ mol⁻¹) than would be expected without the bridging.¹⁸⁴ Studies of ir spectra of the 2-norbornyl cation in the gas phase also show the nonclassical structure.¹⁸⁵ *Ab initio* calculations show that the nonclassical structure corresponds to an energy minimum.¹⁸⁶

The spectra of other norbornyl cations have also been investigated at low temperatures. Spectra of the tertiary 2-methyl- and 2-ethylnorbornyl cations show less delocalization,¹⁸⁷ and the 2-phenylnorbornyl cation (**64**) is essentially classical,¹⁸⁸ as are the 2-methoxy-¹⁸⁹ and 2-chloronorbornyl cations.¹⁹⁰ We may recall (p. 242) that methoxy and halo groups also stabilize a positive charge. The ¹³C NMR data show that electron-withdrawing groups on the benzene ring of **64** cause the ion to become less classical, while electron-donating groups enhance the classical nature of the ion.¹⁹¹

b. The Cyclopropylmethyl System. Apart from the 2-norbornyl system, the greatest amount of effort in the search for C–C participation has been devoted to the cyclopropylmethyl system.¹⁹² It has long been known that cyclopropylmethyl substrates solvolyze with abnormally high rates and

¹⁸⁴For some examples, see Hogeveen, H.; Gaasbeek, C.J. *Recl. Trav. Chim. Pays-Bas* **1969**, *88*, 719; Hogeveen, H. *Recl. Trav. Chim. Pays-Bas* **1970**, *89*, 74; Solomon, J.J.; Field, F.H. *J. Am. Chem. Soc.* **1976**, *98*, 1567; Staley, R.H.; Wieting, R.D.; Beauchamp, J.L. *J. Am. Chem. Soc.* **1977**, *99*, 5964; Arnett, E.M.; Pienta, N.; Petro, C. *J. Am. Chem. Soc.* **1980**, *102*, 398; Saluja, P.P.S.; Kebarle, P. *J. Am. Chem. Soc.* **1979**, *101*, 1084; Schleyer, P.v.R.; Chandrasekhar, J. *J. Org. Chem.* **1981**, *46*, 225; Lossing, F.P.; Holmes, J.L. *J. Am. Chem. Soc.* **1984**, *106*, 6917.

¹⁸⁵Koch, W.; Liu, B.; DeFrees, D.J.; Sunko, D.E.; Vančik, H. *Angew. Chem. Int. Ed.* **1990**, *29*, 183.

¹⁸⁶See, for example Koch, W.; Liu, B.; DeFrees, D.J. *J. Am. Chem. Soc.* **1989**, *111*, 1527.

¹⁸⁷Olah, G.A.; DeMember, J.R.; Lui, C.Y.; White, A.M. *J. Am. Chem. Soc.* **1969**, *91*, 3958. See also, Laube, T. *Angew. Chem. Int. Ed.* **1987**, *26*, 560; Forsyth, D.A.; Panyachotipun, C. *J. Chem. Soc., Chem. Commun.* **1988**, 1564.

¹⁸⁸Olah, G.A. *Acc. Chem. Res.* **1976**, *9*, 41; Farnum, D.G.; Mehta, G. *J. Am. Chem. Soc.* **1969**, *91*, 3256. See also, Schleyer, P.v.R.; Kleinfelter, D.C.; Richey, Jr., H.G. *J. Am. Chem. Soc.* **1963**, *85*, 479; Farnum, D.G.; Wolf, A.D. *J. Am. Chem. Soc.* **1974**, *96*, 5166.

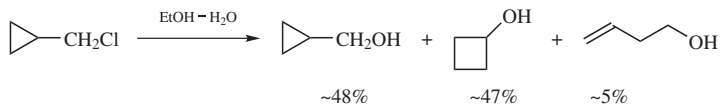
¹⁸⁹Nickon, A.; Lin, Y. *J. Am. Chem. Soc.* **1969**, *91*, 6861. See also, Montgomery, L.K.; Grendze, M.P.; Huffman, J.C. *J. Am. Chem. Soc.* **1987**, *109*, 4749.

¹⁹⁰Fry, A.J.; Farnham, W.B. *J. Org. Chem.* **1969**, *34*, 2314.

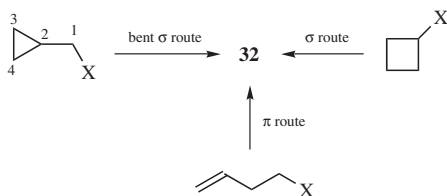
¹⁹¹Olah, G.A.; Prakash, G.K.S.; Liang, G. *J. Am. Chem. Soc.* **1977**, *99*, 5683; Farnum, W.B.; Botto, R.E.; Chambers, W.T.; Lam, B. *J. Am. Chem. Soc.* **1978**, *100*, 3847. See also, Olah, G.A.; Berrier, A.L.; Prakash, G.K.S. *J. Org. Chem.* **1982**, *47*, 3903.

¹⁹²For reviews, see, in Olah, G.A.; Schleyer, P.v.R. *Carbonium Ions*, Vol. 3, Wiley, NY, **1972**, the articles by Richey, Jr., H.G. pp. 1201–1294, and by Wiberg, K.B.; Hess, Jr., B.A.; Ashe III, A.J. pp. 1295–1345; Hanack, M.; Schneider, H. *Fortschr. Chem. Forsch.* **1967**, *8*, 554, *Angew. Chem. Int. Ed.* **1967**, *6*, 666; Sarel, S.; Yovell, J.; Sarel-Imber, M. *Angew. Chem. Int. Ed.* **1968**, *7*, 577.

that the products often include not only unrearranged cyclopropylmethyl, but also cyclobutyl and homoallylic compounds. An example is¹⁹³

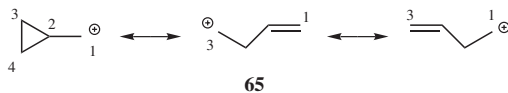


Cyclobutyl substrates also solvolyze abnormally rapidly and give similar products. Furthermore, when the reactions are carried out with labeled substrates, considerable, although not complete, scrambling is observed. For these reasons, it has been suggested that a common intermediate (some kind of nonclassical intermediate, e.g., **32**, p. 450) is present in these cases. This common intermediate could then be obtained by three routes:



In recent years, much work has been devoted to the study of these systems, and it is apparent that matters are not so simple. Although there is much that is still not completely understood, some conclusions can be drawn.

- i. In solvolysis of simple primary cyclopropylmethyl systems the rate is enhanced because of participation by the σ bonds of the ring.¹⁹⁴ The ion that forms initially is an unrearranged cyclopropylmethyl cation¹⁹⁵ that is *symmetrically* stabilized, that is, both the 2,3 and 2,4 σ bonds help stabilize the positive charge. We have already seen (p. 240) that a cyclopropyl group stabilizes an adjacent positive charge even better than a phenyl group. One way of representing the structure of this cation is as shown in **65**. Among the



evidence that **65** is a symmetrical ion is that substitution of one or more methyl groups in the 3 and 4 positions increases the rate of solvolysis of cyclopropylcarbonyl 3,5-dinitrobenzoates by approximately a factor of 10 for *each* methyl group.¹⁹⁶ If only one of the σ bonds (say, the 2,3 bond)

¹⁹³Roberts, D.D.; Mazur, R.H. *J. Am. Chem. Soc.* **1951**, *73*, 2509.

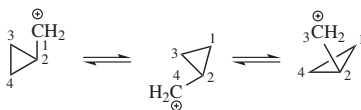
¹⁹⁴See, for example, Roberts, D.D.; Snyder, Jr., R.C. *J. Org. Chem.* **1979**, *44*, 2860, and references cited therein.

¹⁹⁵Wiberg, K.B.; Ashe III, A.J. *J. Am. Chem. Soc.* **1968**, *90*, 63.

¹⁹⁶Schleyer, P.v.R.; Van Dine, G.W. *J. Am. Chem. Soc.* **1966**, *88*, 2321. See also, Kevill, D.N.; Abduljaber, M.H. *J. Org. Chem.* **2000**, *65*, 2548.

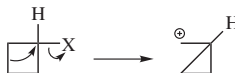
stabilizes the cation, then methyl substitution at the 3 position should increase the rate, and a second methyl group at the 3 position should increase it still more, but a second methyl group at the 4 position should have little effect.¹⁹⁷

- ii. The most stable geometry of simple cyclopropylmethyl cations is the bisected one shown on p. 240. There is much evidence that in systems where this geometry cannot be obtained, solvolysis is greatly slowed.¹⁹⁸
- iii. Once a cyclopropylmethyl cation is formed, it can rearrange to two other cyclopropylmethyl cations:



This rearrangement, which accounts for the scrambling, is completely stereospecific.¹⁹⁹ The rearrangements probably take place through a nonplanar cyclobutyl cation intermediate or transition state. The formation of cyclobutyl and homoallylic products from a cyclopropylmethyl cation is also completely stereospecific. These products may arise by direct attack of the nucleophile on **65** or on the cyclobutyl cation intermediate.²⁰⁰ A planar cyclobutyl cation is ruled out in both cases because it would be symmetrical and the stereospecificity would be lost.

- iv. The rate enhancement in the solvolysis of secondary cyclobutyl substrates is probably caused by participation by a bond leading directly to **65**, which accounts for the fact that solvolysis of cyclobutyl and of cyclopropylmethyl



substrates often gives similar product mixtures. There is no evidence that requires the cyclobutyl cations to be intermediates in most secondary cyclobutyl systems, although tertiary cyclobutyl cations can be solvolysis intermediates.

- v. The unsubstituted cyclopropylmethyl cation has been generated in super acid solutions at low temperatures, where ¹³C NMR spectra have led to

¹⁹⁷For a summary of additional evidence for the symmetrical nature of cyclopropylmethyl cations, see Olah, G.A.; Schleyer, P.v.R. *Carbonium Ions*, Vol. 3, Wiley, NY, **1972**, the article by Wiberg, K.B.; Hess, Jr., B.A.; Ashe III, A.J. pp. 1300–1303.

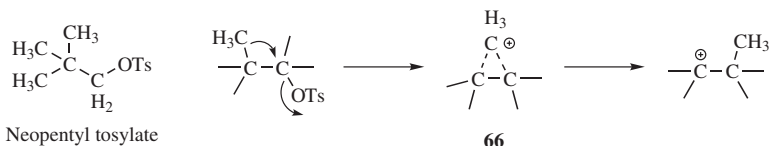
¹⁹⁸For example, see Ree, B.; Martin, J.C. *J. Am. Chem. Soc.* **1970**, *92*, 1660; Rhodes, Y.E.; DiFate, V.G. *J. Am. Chem. Soc.* **1972**, *94*, 7582. See, however, Brown, H.C.; Peters, E.N. *J. Am. Chem. Soc.* **1975**, *97*, 1927.

¹⁹⁹Wiberg, K.B.; Szeimies, G. *J. Am. Chem. Soc.* **1968**, *90*, 4195; **1970**, *92*, 571; Majerski, Z.; Schleyer, P.v.R. *J. Am. Chem. Soc.* **1971**, *93*, 665.

²⁰⁰Koch, W.; Liu, B.; DeFrees, D.J. *J. Am. Chem. Soc.* **1988**, *110*, 7325; Saunders, M.; Laidig, K.E.; Wiberg, K.B.; Schleyer, P.v.R. *J. Am. Chem. Soc.* **1988**, *110*, 7652.

the conclusion that it consists of a mixture of the bicyclobutonium ion **32** and the bisected cyclopropylmethyl cation **65**, in equilibrium with **32**.²⁰¹ Molecular-orbital calculations show that these two species are energy minima, and that both have nearly the same energy.²⁰⁰

- c. *Methyl as a Neighboring Group.* Both the 2-norbornyl and cyclopropylmethyl system contain a σ bond that is geometrically constrained to be in a particularly favorable position for participation as a neighboring group. However, there have been a number of investigations to determine whether a C—C bond can lend anchimeric assistance even in a simple open-chain compound, such as neopentyl tosylate. On solvolysis, neopentyl systems undergo almost exclusive rearrangement and **66** must lie on the reaction path, but the two questions that have been asked are (1) Is the departure of the



leaving group concerted with the formation of the CH₃—C bond (i.e., does the methyl participate)? (2) Is **66** an intermediate or only a transition state? With respect to the first question, there is evidence, chiefly from isotope effect studies, that indicates that the methyl group in the neopentyl system does indeed participate,²⁰² although it may not greatly enhance the rate. As to the second question, evidence that **66** is an intermediate is that small amounts of cyclopropanes (10–15%) can be isolated in these reactions.²⁰³ Cation **66** is a protonated cyclopropane and would give cyclopropane on loss of a proton.²⁰⁴ In an effort to isolate a species that has structure **66**, the 2,3,3-trimethyl-2-butyl cation was prepared in super acid solutions at low temperatures.²⁰⁵ However, ¹H and ¹³C NMR, as well as Raman spectra,

²⁰¹Staral, J.S.; Yavari, I.; Roberts, J.D.; Prakash, G.K.S.; Donovan, D.J.; Olah, G.A. *J. Am. Chem. Soc.* **1978**, *100*, 8016. See also, Olah, G.A.; Spear, R.J.; Hiberty, P.C.; Hehre, W.J. *J. Am. Chem. Soc.* **1976**, *98*, 7470; Saunders, M.; Siehl, H. *J. Am. Chem. Soc.* **1980**, *102*, 6868; Brittain, W.J.; Squillacote, M.E.; Roberts, J.D. *J. Am. Chem. Soc.* **1984**, *106*, 7280; Siehl, H.; Koch, E. *J. Chem. Soc., Chem. Commun.* **1985**, 496; Prakash, G.K.S.; Arvanaghi, M.; Olah, G.A. *J. Am. Chem. Soc.* **1985**, *107*, 6017; Myhre, P.C.; Webb, G.G.; Yannoni, C.S. *J. Am. Chem. Soc.* **1990**, *112*, 8992.

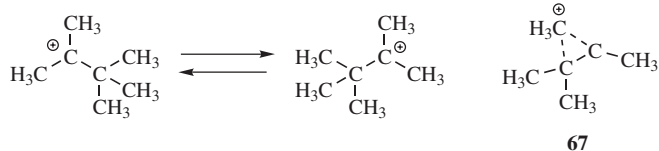
²⁰²For example, see Dauben, W.G.; Chitwood, J.L. *J. Am. Chem. Soc.* **1968**, *90*, 6876; Ando, T.; Morisaki, H. *Tetrahedron Lett.* **1979**, 121; Shiner, V.J.; Tai, J.J. *J. Am. Chem. Soc.* **1981**, *103*, 436; Yamataka, H.; Ando, T.; Nagase, S.; Hanamura, M.; Morokuma, K. *J. Org. Chem.* **1984**, *49*, 631. For an opposing view, see Zamashchikov, V.V.; Rudakov, E.S.; Bezbozhnaya, T.V.; Matveev, A.A. *J. Org. Chem. USSR* **1984**, *20*, 11.

²⁰³Skell, P.S.; Starer, I. *J. Am. Chem. Soc.* **1960**, *82*, 2971; Silver, M.S. *J. Am. Chem. Soc.* **1960**, *82*, 2971; Friedman, L.; Bayless, J.H. *J. Am. Chem. Soc.* **1969**, *91*, 1790; Friedman, L.; Jurewicz, A.T. *J. Am. Chem. Soc.* **1969**, *91*, 1800, 1803; Dupuy, W.E.; Hudson, H.R.; Karam, P.A. *Tetrahedron Lett.* **1971**, 3193; Silver, M.S.; Meek, A.G. *Tetrahedron Lett.* **1971**, 3579; Dupuy, W.E.; Hudson, H.R. *J. Chem. Soc. Perkin Trans. 2* **1972**, 1715.

²⁰⁴For further discussions of protonated cyclopropanes, see pp. \$\$\$, \$\$\$.

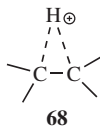
²⁰⁵Olah, G.A.; DeMember, J.R.; Commeyras, A.; Bribes, J.L. *J. Am. Chem. Soc.* **1971**, *93*, 459.

showed this to be a pair of rapidly equilibrating open ions.

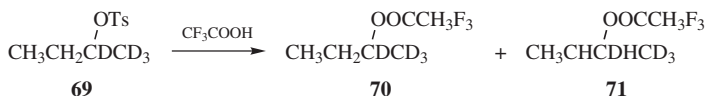


Of course, **67** must lie on the reaction path connecting the two open ions, but it is evidently a transition state and not an intermediate. However, evidence from X-ray photoelectron spectroscopy (ESCA) has shown that the 2-butyl cation is substantially methyl bridged.²⁰⁶

- d. Silylalkyl as a Neighboring Group.** Rates of solvolysis are enhanced in molecules that contain a silylalkyl or silylaryl group β - to the carbon bearing the leaving group. This is attributed to formation of a cyclic transition state involving the silicon.²⁰⁷
- 5. Hydrogen as a Neighboring Group.** The questions relating to hydrogen are similar to those relating to methyl. There is no question that hydride can migrate, but the two questions are (1) Does the hydrogen participate in the



departure of the leaving group? (2) Is **68** an intermediate or only a transition state? There is some evidence that a β hydrogen can participate.²⁰⁸ Evidence that **68** can be an intermediate in solvolysis reactions comes from



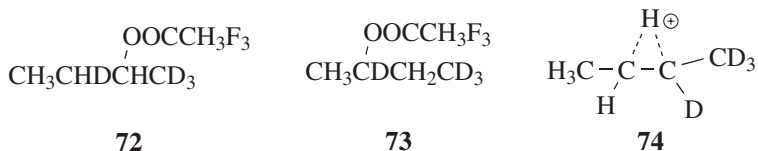
a study of the solvolysis in trifluoroacetic acid of deuterated *sec*-butyl tosylate **69**. In this solvent of very low nucleophilic power, the products were

²⁰⁶Johnson, S.A.; Clark, D.T. *J. Am. Chem. Soc.* **1988**, *110*, 4112. See also, Carneiro, J.W.; Schleyer, P.v.R.; Koch, W.; Raghavachari, K. *J. Am. Chem. Soc.* **1990**, *112*, 4064.

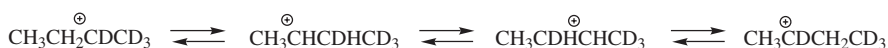
²⁰⁷Fujiyama, R.; Munechika, T. *Tetrahedron Lett.* **1993**, *34*, 5907.

²⁰⁸See, for example, Shiner, Jr., V.J.; Jewett, J.G. *J. Am. Chem. Soc.* **1965**, *87*, 1382; Tichy, M.; Hapala, J.; Sicher, J. *Tetrahedron Lett.* **1969**, 3739; Myhre, P.C.; Evans, E. *J. Am. Chem. Soc.* **1969**, *91*, 5641; Inomoto, Y.; Robertson, R.E.; Sarkis, G. *Can. J. Chem.* **1969**, *47*, 4599; Shiner, V.J.; Stoffer, J.O. *J. Am. Chem. Soc.* **1970**, *92*, 3191; Krapcho, A.P.; Johanson, R.G. *J. Org. Chem.* **1971**, *36*, 146; Chuit, C.; Felkin, H.; Le Ny, G.; Lion, C.; Prunier, L. *Tetrahedron* **1972**, *28*, 4787; Stéhelin, L.; Kanellias, L.; Ourisson, G. *J. Org. Chem.* **1973**, *38*, 847, 851; HirsI-Staršević, S.; Majerski, Z.; Sunko, D.E. *J. Org. Chem.* **1980**, *45*, 3388; Buzek, P.; Schleyer, P.v.R.; Sieber, S.; Koch, W.; Carneiro, J.W. de M.; Vančik, H.; Sunko, D.E. *J. Chem. Soc., Chem. Commun.* **1991**, 671; Imhoff, M.A.; Ragain, R.M.; Moore, K.; Shiner, V.J. *J. Org. Chem.* **1991**, *56*, 3542.

an equimolar mixture of **70** and **71**,²⁰⁹ but *no* **72** or **73** was found. If this



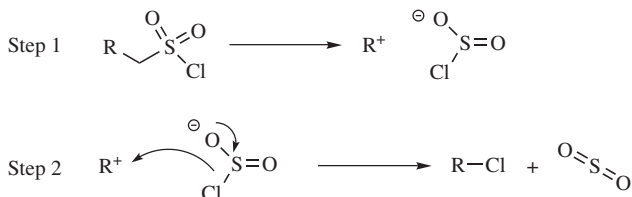
reaction did not involve neighboring hydrogen at all (pure S_N2 or S_N1), the product would be only **70**. On the other hand, if hydrogen does migrate, but only open cations are involved, then there should be an equilibrium among these four cations:



leading not only to **70** and **71**, but also to **72** and **73**. The results are most easily compatible with the intermediacy of the bridged ion **74**, which can then be attacked by the solvent equally at the 2 and 3 positions. Attempts to prepare **68** as a stable ion in super acid solutions at low temperatures have not been successful.²⁰⁸

The S_{Ni} Mechanism

In a few reactions, nucleophilic substitution proceeds with retention of configuration, even where there is no possibility of a neighboring-group effect. In the S_{Ni} mechanism (*substitution nucleophilic internal*), part of the leaving group must be able to attack the substrate, detaching itself from the rest of the leaving group in the process. The IUPAC designation is $D_N + A_N D_e$. The first step is the same as the very first step of the S_{N1} mechanism dissociation into an intimate ion pair.²¹⁰ But in the second step part of the leaving group attacks, necessarily from the front since it is unable to get to the rear, which results in retention of configuration.



²⁰⁹Dannenberg, J.J.; Goldberg, B.J.; Barton, J.K.; Dill, K.; Weinwurz, D.H.; Longas, M.O. *J. Am. Chem. Soc.* **1981**, *103*, 7764. See also, Dannenberg, J.J.; Barton, J.K.; Bunch, B.; Goldberg, B.J.; Kowalski, T. *J. Org. Chem.* **1983**, *48*, 4524; Allen, A.D.; Ambidge, I.C.; Tidwell, T.T. *J. Org. Chem.* **1983**, *48*, 4527.

²¹⁰Lee, C.C.; Finlayson, A.J. *Can. J. Chem.* **1961**, *39*, 260; Lee, C.C.; Clayton, J.W.; Lee, C.C.; Finlayson, A.J. *Tetrahedron* **1962**, *18*, 1395.

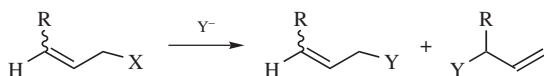
The example shown is the most important case of this mechanism yet discovered, since the reaction of alcohols with thionyl chloride to give alkyl halides usually proceeds in this way, with the first step in this case being $\text{ROH} + \text{SOCl}_2 \rightarrow \text{ROSOCl}$ (these alkyl chlorosulfites can be isolated).

Evidence for this mechanism is as follows: the addition of pyridine to the mixture of alcohol and thionyl chloride results in the formation of alkyl halide with *inverted* configuration. Inversion results because the pyridine reacts with ROSOCl to give $\text{ROSONC}_5\text{H}_5$ before anything further can take place. The Cl^- freed in this process now attacks from the rear. The reaction between alcohols and thionyl chloride is second order, which is predicted by this mechanism, but the decomposition by simple heating of ROSOCl is first order.²¹¹

The $\text{S}_{\text{N}}\text{i}$ mechanism is relatively rare. Another example is the decomposition of ROCOCl (alkyl chloroformates) into RCl and CO_2 .²¹²

Nucleophilic Substitution at an Allylic Carbon: Allylic Rearrangements

Allylic substrates rapidly undergo nucleophilic substitution reactions (see p. 482), but we discuss them in a separate section because they are commonly accompanied by a certain kind of rearrangement known as an *allylic rearrangement*.²¹³ When allylic substrates are treated with nucleophiles under $\text{S}_{\text{N}}1$ conditions, two products are usually obtained: the normal one and a rearranged one.



Two products are formed because an allylic type of carbocation is a resonance hybrid



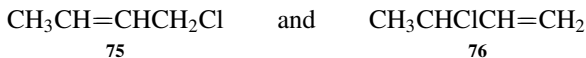
so that C-1 and C-3 each carry a partial positive charge and both are attacked by Y. Of course, an allylic rearrangement is undetectable in the case of symmetrical allylic cations, as in the case where $\text{R} = \text{H}$, unless isotopic labeling is used. This mechanism has been called the $\text{S}_{\text{N}}1'$ mechanism. The IUPAC designation is $1/\text{D}_{\text{N}} + 3/\text{A}_{\text{N}}$, the numbers 1 and 3 signifying the *relative* positions where the nucleophile attacks and from which the nucleofuge leaves.

²¹¹Lewis, E.S.; Boozer, C.E. *J. Am. Chem. Soc.* **1952**, *74*, 308.

²¹²Lewis, E.S.; Herndon, W.C.; Duffey, D.C. *J. Am. Chem. Soc.* **1961**, *83*, 1959; Lewis, E.S.; Witte, K. *J. Chem. Soc. B* **1968**, 1198. For other examples, see Hart, H.; Elia, R.J. *J. Am. Chem. Soc.* **1961**, *83*, 985; Stevens, C.L.; Dittmer, H.; Kovacs, J. *J. Am. Chem. Soc.* **1963**, *85*, 3394; Kice, J.L.; Hanson, G.C. *J. Org. Chem.* **1973**, *38*, 1410; Cohen, T.; Solash, J. *Tetrahedron Lett.* **1973**, 2513; Verrinder, D.J.; Hourigan, M.J.; Prokipcak, J.M. *Can. J. Chem.* **1978**, *56*, 2582.

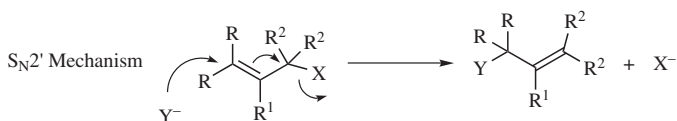
²¹³For a review, see DeWolfe, R.H., in Bamford, C.H.; Tipper, C.F.H. *Comprehensive Chemical Kinetics*, Vol. 9, Elsevier, NY, **1973**, pp. 417–437. For comprehensive older reviews, see DeWolfe, R.H.; Young, W.G. *Chem. Rev.* **1956**, *56*, 753; in Patai, S. *The Chemistry of Alkenes*, Wiley, NY, **1964**, the sections by Mackenzie, K. pp. 436–453 and DeWolfe, R.H.; Young, W.G. pp. 681–738.

As with other S_N1 reactions, there is clear evidence that S_N1' reactions can involve ion pairs. If the intermediate attacked by the nucleophile is a completely free carbocation, then, say,



should give the same mixture of alcohols when reacting with hydroxide ion, since the carbocation from each should be the same. When treated with 0.8 *M* aq. NaOH at 25°C, **75** gave 60% $\text{CH}_3\text{CH}=\text{CHCH}_2\text{OH}$ and 40% $\text{CH}_3\text{CHOHCH}=\text{CH}_2$, while **76** gave the products in yields of 38 and 62%, respectively.²¹⁴ This phenomenon is called the *product spread*. In this case, and in most others, the product spread is in the direction of the starting compound. With increasing polarity of solvent,²¹⁵ the product spread decreases and in some cases is entirely absent. It is evident that in such cases the high polarity of the solvent stabilizes completely free carbocations. There is other evidence for the intervention of ion pairs in many of these reactions. When $\text{H}_2\text{C}=\text{CHCMe}_2\text{Cl}$ was treated with acetic acid, both acetates were obtained, but also some $\text{ClCH}_2\text{CH}=\text{CMe}_2$,²¹⁶ and the isomerization was faster than the acetate formation. This could not have arisen from a completely free Cl^- returning to the carbon, since the rate of formation of the rearranged chloride was unaffected by the addition of external Cl^- . All these facts indicate that the first step in these reactions is the formation of an unsymmetrical intimate ion pair that undergoes a considerable amount of internal return and in which the counterion remains close to the carbon from which it departed. Thus, **75** and **76**, for example, give rise to two *different* intimate ion pairs. The field of the anion polarizes the allylic cation, making the nearby carbon atom more electrophilic, so that it has a greater chance of attracting the nucleophile.²¹⁷

Nucleophilic substitution at an allylic carbon can also take place by an S_N2 mechanism, in which case no allylic rearrangement usually takes place. However, allylic rearrangements can also take place under S_N2 conditions, by the following mechanism, in which the nucleophile attacks at the γ carbon rather than the usual position:²¹⁸



The IUPAC designation is $3/1/A_ND_N$. This mechanism is a second-order allylic rearrangement; it usually comes about where S_N2 conditions hold but where

²¹⁴DeWolfe, R.H.; Young, W.G. *Chem. Rev.* **1956**, *56*, 753 give several dozen such examples.

²¹⁵Katritzky, A.R.; Fara, D.C.; Yang, H.; Tamm, K.; Tamm, T.; Karelson, M. *Chem. Rev.* **2004**, *104*, 175.

²¹⁶Young, W.G.; Winstein, S.; Goering, H.L. *J. Am. Chem. Soc.* **1951**, *73*, 1958.

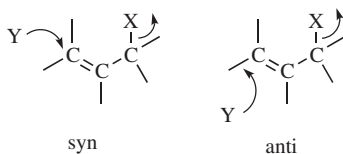
²¹⁷For additional evidence for the involvement of ion pairs in S_N1' reactions, see Goering, H.L.; Linsay, E.C. *J. Am. Chem. Soc.* **1969**, *91*, 7435; d'Incan, E.; Viout, P. *Bull. Soc. Chim. Fr.* **1971**, 3312; Astin, K.B.; Whiting, M.C. *J. Chem. Soc. Perkin Trans. 2* **1976**, 1157; Kantner, S.S.; Humski, K.; Goering, H.L. *J. Am. Chem. Soc.* **1982**, *104*, 1693; Thibblin, A. *J. Chem. Soc. Perkin Trans. 2* **1986**, 313; Ref. 77.

²¹⁸For a review of the S_N2' mechanism, see Magid, R.M. *Tetrahedron* **1980**, *36*, 1901, see pp. 1901–1910.

a substitution sterically retards the normal S_N2 mechanism. There are few well-established cases of the S_N2' mechanism on substrates of the type $C=C-CH_2X$, but compounds of the form $C=C-CR_2X$ give the S_N2' rearrangement almost exclusively²¹⁹ when they give bimolecular reactions at all. Increasing the size of the nucleophile can also increase the extent of the S_N2' reaction at the expense of the S_N2 .²¹⁹ In certain cases, the leaving group can also have an effect on whether the rearrangement occurs. Thus $PhCH=CHCH_2X$, treated with $LiAlH_4$, gave 100% S_N2 reaction (no rearrangement) when $X=Br$ or Cl , but 100% S_N2' when $X=PPh_3^+ Br^-$.²²⁰ The solvent also plays a role in some cases, with more polar solvents giving more S_N2' product.²²¹

The S_N2' mechanism as shown above involves the simultaneous movement of three pairs of electrons. However, Bordwell has contended that there is no evidence that requires that this bond making and bond breaking be in fact concerted,²²² and that a true S_N2' mechanism is a myth. There is evidence both for²²³ and against²²⁴ this proposal. There is also a review of the S_N' reaction.²²⁵

The stereochemistry of S_N2' reactions has been investigated. It has been found that both syn²²⁶ (the nucleophile enters on the side from which the leaving group departs) and anti²²⁷ reactions can take place, depending on the nature of X and Y ,²²⁸ although the syn pathway predominates in most cases.



²¹⁹Bordwell, F.G.; Clemens, A.H.; Cheng, J. *J. Am. Chem. Soc.* **1987**, *109*, 1773. Also see, Young, J.-j.; Jung, L.-j.; Cheng, K.-m. *Tetrahedron Lett.* **2000**, *41*, 3411.

²²⁰Hirab, T.; Nojima, M.; Kusabayashi, S. *J. Org. Chem.* **1984**, *49*, 4084.

²²¹Hirashita, T.; Hayashi, Y.; Mitsui, K.; Araki, S. *Tetrahedron Lett.* **2004**, *45*, 3225.

²²²Bordwell, F.G.; Mecca, T.G. *J. Am. Chem. Soc.* **1972**, *94*, 5829; Bordwell, F.G. *Acc. Chem. Res.* **1970**, *3*, 281, pp. 282–285. See also, de la Mare, P.B.D.; Vernon, C.A. *J. Chem. Soc. B* **1971**, 1699; Dewar, M.J.S. *J. Am. Chem. Soc.* **1984**, *106*, 209.

²²³See Uebel, J.J.; Milaszewski, R.F.; Arlt, R.E. *J. Org. Chem.* **1977**, *42*, 585.

²²⁴See Fry, A. *Pure Appl. Chem.* **1964**, *8*, 409; Georgoulis, C.; Ville, G. *J. Chem. Res. (S)* **1978**, 248; *Bull. Soc. Chim. Fr.* **1985**, 485; Meislich, H.; Jasne, S.J. *J. Org. Chem.* **1982**, *47*, 2517.

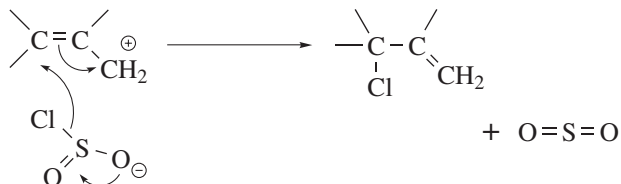
²²⁵Paquette, L.A.; Stirling, C.J.M. *Tetrahedron* **1992**, *48*, 7383.

²²⁶See, for example, Stork, G.; White, W.N. *J. Am. Chem. Soc.* **1956**, *78*, 4609; Jefford, C.W.; Sweeney, A.; Delay, F. *Helv. Chim. Acta* **1972**, *55*, 2214; Kirmse, W.; Scheidt, F.; Vater, H. *J. Am. Chem. Soc.* **1978**, *100*, 3945; Gallina, C.; Ciattini, P.G. *J. Am. Chem. Soc.* **1979**, *101*, 1035; Magid, R.M.; Fruchey, O.S. *J. Am. Chem. Soc.* **1979**, *101*, 2107; Bäckvall, J.E.; Vågberg, J.O.; Genêt, J.P. *J. Chem. Soc., Chem. Commun.* **1987**, 159.

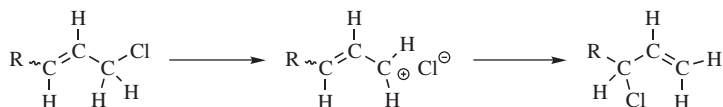
²²⁷See, for example, Borden, W.T.; Corey, E.J. *Tetrahedron Lett.* **1969**, 313; Takahashi, T.T.; Satoh, J.Y. *Bull. Chem. Soc. Jpn.* **1975**, *48*, 69; Staroscik, J.; Rickborn, B. *J. Am. Chem. Soc.* **1971**, *93*, 3046; See also, Liotta, C. *Tetrahedron Lett.* **1975**, 523; Stork, G.; Schoofs, A.R. *J. Am. Chem. Soc.* **1979**, *101*, 5081.

²²⁸Stork, G.; Krefit III, A.F. *J. Am. Chem. Soc.* **1977**, *99*, 3850, 3851; Oritani, T.; Overton, K.H. *J. Chem. Soc., Chem. Commun.* **1978**, 454; Bach, R.D.; Wolber, G.J. *J. Am. Chem. Soc.* **1985**, *107*, 1352. See also, Chapleo, C.B.; Finch, M.A.W.; Roberts, S.M.; Woolley, G.T.; Newton, R.F.; Selby, D.W. *J. Chem. Soc. Perkin Trans. 1* **1980**, 1847; Stohrer, W. *Angew. Chem. Int. Ed.* **1983**, *22*, 613.

When a molecule has in an allylic position a nucleofuge capable of giving the S_N1 reaction, it is possible for the nucleophile to attack at the γ position instead of the α position. This is called the S_N1' mechanism and has been demonstrated on 2-buten-1-ol and 3-buten-2-ol, both of which gave 100% allylic rearrangement

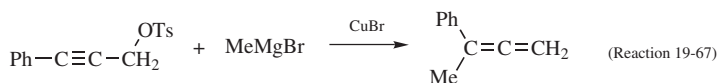


when treated with thionyl chloride in ether.²²⁹ Ordinary allylic rearrangements (S_N1') or S_N2' mechanisms could not be expected to give 100% rearrangement in *both* cases. In the case shown, the nucleophile is only part of the leaving group, not the whole. But it is also possible to have reactions in which a simple leaving group, such as Cl, comes off to form an ion pair and then returns not to the position whence it came, but to the allylic position:

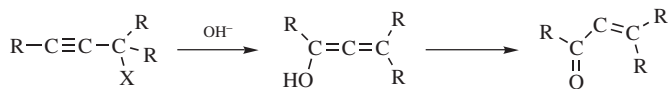


Most S_N1' reactions are of this type.

Allylic rearrangements have also been demonstrated in propargyl systems, for example,²³⁰



The product in this case is an allene,²³¹ but such shifts can also give triple-bond compounds or, if $Y = \text{OH}$, an enol will be obtained that tautomerizes to an α,β -unsaturated aldehyde or ketone.



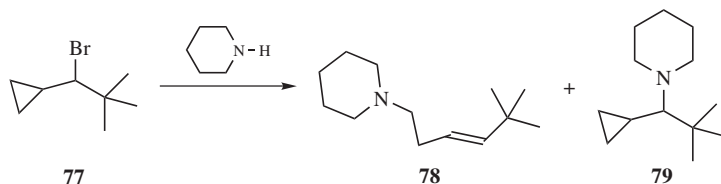
²²⁹Young, W.G. *J. Chem. Educ.* **1962**, 39, 456. For other examples, see Mark, V. *Tetrahedron Lett.* **1962**, 281; Czernecki, S.; Georgoulis, C.; Labertrande, J.; Prévost, C. *Bull. Soc. Chim. Fr.* **1969**, 3568; Lewis, E.S.; Witte, K. *J. Chem. Soc. B* **1968**, 1198; Corey, E.J.; Boaz, N.W. *Tetrahedron Lett.* **1984**, 25, 3055.

²³⁰Vermeer, P.; Meijer, J.; Brandsma, L. *Recl. Trav. Chim. Pays-Bas* **1975**, 94, 112.

²³¹For reviews of such rearrangements, see Schuster, H.F.; Coppola, G.M. *Allenes in Organic Synthesis*, Wiley, NY, **1984**, pp. 12–19, 26–30; Taylor, D.R. *Chem. Rev.* **1967**, 67, 317, pp. 324–328. For a palladium-catalyzed variation of this transformation see Larock, R.C.; Reddy, Ch.K. *Org. Lett.* **2000**, 2, 3325.

When $X = OH$, this conversion of acetylenic alcohols to unsaturated aldehydes or ketones is called the *Meyer-Schuster rearrangement*.²³² The propargyl rearrangement can also go the other way; that is, 1-haloalkenes, treated with organocopper compounds, give alkynes.²³³

The S_N2' reaction has been shown to predominate in reactions of mixed cuprates (**10-57**) with allylic mesylates,²³⁴ and in ring opening reactions of aziridines.²³⁵ A related reaction is the opening of cyclopropylcarbinyl halides with organocuprates where the cyclopropane ring reacts similarly to the $C=C$ unit of an alkene to give a homoallylic substituted product.²³⁶ This latter reaction is interesting since the reaction of **77** with piperidine leads to the S_N2' product (**78**) in $\sim 87\%$ yield, but there is $\sim 8\%$ of the direct substitution product, **79**. Since the carbon bearing the bromine is very hindered, formation of **72** is somewhat unusual under these conditions. As Bordwell has suggested (see above), this may not be a true S_N2 process.



Nucleophilic Substitution at an Aliphatic Trigonal Carbon: The Tetrahedral Mechanism

All the mechanisms so far discussed take place at a saturated carbon atom. Nucleophilic substitution is also important at trigonal carbons, especially when the carbon is double bonded to an oxygen, a sulfur, or a nitrogen. These reactions are discussed in Chapter 16. Nucleophilic substitution at vinylic carbons is considered in the next section; at aromatic carbons in Chapter 13.

Nucleophilic Substitution at a Vinylic Carbon

Nucleophilic substitution at a vinylic carbon²³⁷ is difficult (see p. 481), but many examples are known. The most common mechanisms are the tetrahedral mechanism

²³²For a review, see Swaminathan, S.; Narayanan, K.V. *Chem. Rev.* **1971**, *71*, 429. For discussions of the mechanism, see Edens, M.; Boerner, D.; Chase, C.R.; Nass, D.; Schiavelli, M.D. *J. Org. Chem.* **1977**, *42*, 3403; Andres, J.; Cardenas, R.; Silla, E.; Tapi, O. *J. Am. Chem. Soc.* **1988**, *110*, 666.

²³³Corey, E.J.; Boaz, N.W. *Tetrahedron Lett.* **1984**, *25*, 3059, 3063.

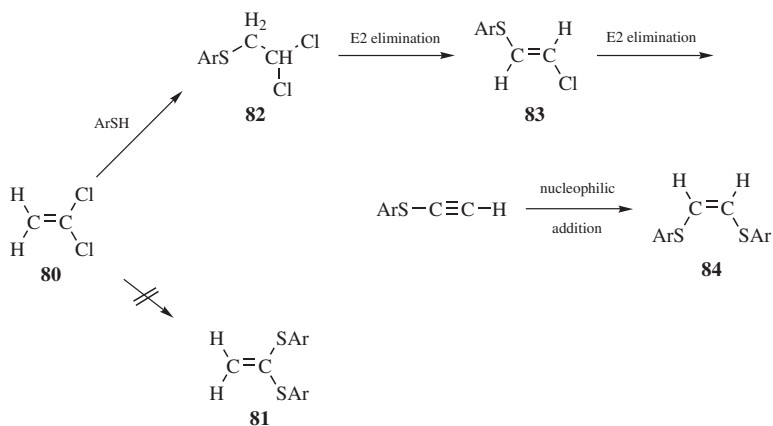
²³⁴Ibuka, T.; Taga, T.; Habashita, H.; Nakai, K.; Tamamura, H.; Fujii, N.; Chouan, Y.; Nemoto, H.; Yamamoto, Y. *J. Org. Chem.* **1993**, *58*, 1207.

²³⁵Wipf, P.; Fritch, P.C. *J. Org. Chem.* **1994**, *59*, 4875.

²³⁶Smith, M.B.; Hrubiec, R.T. *Tetrahedron* **1984**, *40*, 1457; Hrubiec, R.T.; Smith, M.B. *J. Org. Chem.* **1984**, *49*, 385; Hrubiec, R.T.; Smith, M.B. *Tetrahedron Lett.* **1983**, *24*, 5031.

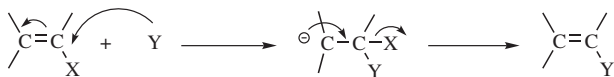
²³⁷For reviews, see Rappoport, Z. *Recl. Trav. Chim. Pays-Bas* **1986**, *104*, 309; *React. Intermed. (Plenum)* **1983**, *3*, 427; *Adv. Phys. Org. Chem.* **1969**, *7*, 1; Shainyan, B.A. *Russ. Chem. Rev.* **1986**, *55*, 511; Modena, G. *Acc. Chem. Res.* **1971**, *4*, 73.

and the closely related *addition–elimination mechanism*. Both of these mechanisms are impossible at a saturated substrate. The addition–elimination mechanism

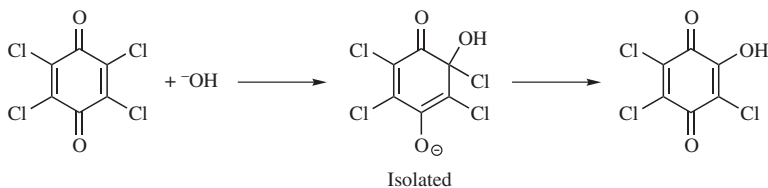


has been demonstrated for the reaction between 1,1-dichloroethene (**80**) and ArS^- catalyzed by ^-OEt .²³⁸ The product was not the 1,1-dithiophenoxy compound **81** but the “rearranged” compound **84**. Isolation of **82** and **83** showed that an addition–elimination mechanism had taken place. In the first step, ArSH adds to the double bond (nucleophilic addition, p. 1007) to give the saturated **82**. The second step is an E2 elimination reaction (p. 1478) to give the alkene **83**. A second elimination and addition give **84**.

The tetrahedral mechanism, often also called addition–elimination (AdN-E), takes place with much less facility than with carbonyl groups, since the negative charge of the intermediate must be borne by a carbon, which is less electronegative than oxygen, sulfur, or nitrogen:



Such an intermediate can also stabilize itself by combining with a positive species. When it does, the reaction is nucleophilic addition to a $\text{C}=\text{C}$ double bond (see Chapter 15). It is not surprising that with vinylic substrates addition and substitution often compete. For chloroquinones, where the charge is spread by resonance, tetrahedral intermediates have been isolated:²³⁹



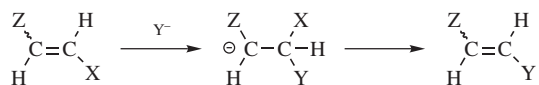
²³⁸Truce, W.E.; Boudakian, M.M. *J. Am. Chem. Soc.* **1956**, *78*, 2748.

²³⁹Hancock, J.W.; Morrell, C.E.; Rhom, D. *Tetrahedron Lett.* **1962**, 987.

In the case of $\text{Ph}(\text{MeO})\text{C}=\text{C}(\text{NO}_2)\text{Ph} + \text{RS}^-$, the intermediate lived long enough to be detected by UV spectroscopy.²⁴⁰

Since both the tetrahedral and addition–elimination mechanisms begin the same way, it is usually difficult to tell them apart, and often no attempt is made to do so. The strongest kind of evidence for the addition–elimination sequence is the occurrence of a “rearrangement,” but of course the mechanism could still take place even if no rearrangement is found. Evidence²⁴¹ that a tetrahedral or an addition–elimination mechanism takes place in certain cases (as opposed, e.g., to an $\text{S}_{\text{N}}1$ or $\text{S}_{\text{N}}2$ mechanism) is that the reaction rate increases when the leaving group is changed from Br to Cl to F (this is called the *element effect*).²⁴² This clearly demonstrates that the carbon–halogen bond does not break in the rate-determining step (as it would in both the $\text{S}_{\text{N}}1$ and $\text{S}_{\text{N}}2$ mechanisms), because fluorine is by far the poorest leaving group among the halogens in both the $\text{S}_{\text{N}}1$ and $\text{S}_{\text{N}}2$ reactions (p. 496). The rate is faster with fluorides in the cases cited, because the superior electron-withdrawing character of the fluorine makes the carbon of the C–F bond more positive, and hence more susceptible to nucleophilic attack.

Ordinary vinylic substrates react very poorly if at all by these mechanisms, but substitution is greatly enhanced in substrates of the type $\text{ZCH}=\text{CHX}$, where Z is an electron-withdrawing group, such as HCO , RCO ,²⁴³ EtOOC , ArSO_2 , NC , and F , since these β groups stabilize the carbanion:



Many such examples are known. In most cases where the stereochemistry has been investigated, retention of configuration is observed,²⁴⁴ but stereoconvergence [the same product mixture from an (*E*) or (*Z*) substrate] has also been observed,²⁴⁵ especially where the carbanionic carbon bears two electron-withdrawing groups. Although rare, nucleophilic substitution with inversion has also been reported as in the intramolecular substitution of the C–Br bond of 2-bromobut-2-enylamines by the pendant nitrogen atom, giving 2-ethylene aziridines by way of stereochemical inversion.²⁴⁶ It is not immediately apparent why the tetrahedral mechanism

²⁴⁰Bernasconi, C.F.; Fassberg, J.; Killion, Jr., R.B.; Rappoport, Z. *J. Am. Chem. Soc.* **1989**, *112*, 3169; *J. Org. Chem.* **1990**, *55*, 4568.

²⁴¹Additional evidence comes from the pattern of catalysis by amines, similar to that discussed for aromatic substrates on p. 856. See Rappoport, Z.; Peled, P. *J. Am. Chem. Soc.* **1979**, *101*, 2682, and references cited therein.

²⁴²Beltrame, P.; Favini, G.; Cattania, M.G.; Guella, F. *Gazz. Chim. Ital.* **1968**, *98*, 380. See also, Solov'yanov, A.A.; Shtern, M.M.; Beletskaya, I.P.; Reutov, O.A. *J. Org. Chem. USSR* **1983**, *19*, 1945; Avramovitch, B.; Weyerstahl, P.; Rappoport, Z. *J. Am. Chem. Soc.* **1987**, *109*, 6687.

²⁴³For a review, see Rybinskaya, M.I.; Nesmeyanov, A.N.; Kochetkov, N.K. *Russ. Chem. Rev.* **1969**, *38*, 433.

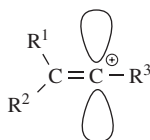
²⁴⁴Rappoport, Z. *Adv. Phys. Org. Chem.* **1969**, *7*, see pp. 31–62; Shainyan, B.A. *Russ. Chem. Rev.* **1986**, *55*, 516. See also, Rappoport, Z.; Gazit, A. *J. Am. Chem. Soc.* **1987**, *109*, 6698.

²⁴⁵See Rappoport, Z.; Gazit, A. *J. Org. Chem.* **1985**, *50*, 3184, *J. Am. Chem. Soc.* **1986**, *51*, 4112; Park, K.P.; Ha, H. *Bull. Chem. Soc. Jpn.* **1990**, *63*, 3006.

²⁴⁶Shiers, J.J.; Shipman, M.; Hayes, J.-F.; Slawin, A.M.Z. *J. Am. Chem. Soc.* **2004**, *126*, 6868.

should lead to retention, but this behavior has been ascribed, on the basis of molecular orbital calculations, to hyperconjugation involving the carbanionic electron pair and the substituents on the adjacent carbon.²⁴⁷

Vinyllic substrates are in general very reluctant to undergo S_N1 reactions, but they can be made to do so in two ways:²⁴⁸ (1) By the use of an a group that stabilizes the vinyllic cation. For example, α-aryl vinyllic halides ArCBr=CR'₂ have often been shown to give S_N1 reactions.²⁴⁹ The S_N1 reactions have also been demonstrated with other stabilizing groups: cyclopropyl,²⁵⁰ vinyllic,²⁵¹ alkynyl,²⁵² and an adjacent double bond (R₂C=C=CR'X).²⁵³ (2) Even without a stabilization, by the use of a very good leaving group, OSO₂CF₃ (triflate).²⁵⁴ The stereochemical outcome of S_N1 reactions at a vinyllic substrate is often randomization,²⁵⁵ that is, either a cis or a trans substrate gives a 1:1 mixture of cis and trans products, indicating that vinyllic cations are linear. Another indication that vinyllic cations prefer to be linear is the fact that reactivity in cycloalkenyl systems decreases with decreasing ring size.²⁵⁶ However, a linear vinyllic cation need not give random products.²⁵⁷ The empty p orbital lies in the plane of the double bond,



so entry of the nucleophile can be and often is influenced by the relative size of R¹ and R².²⁵⁸ It must be emphasized that even where vinyllic substrates do give S_N1

²⁴⁷Apeloig, Y.; Rappoport, Z. *J. Am. Chem. Soc.* **1979**, *101*, 5095.

²⁴⁸For reviews of the S_N1 mechanism at a vinyllic substrate, see Stang, P.J.; Rappoport, Z.; Hanack, H.; Subramanian, L.R. *Vinyl Cations*, Chapt. 5; Academic Press, NY, **1979**; Stang, P.J. *Acc. Chem. Res.* **1978**, *11*, 107; Rappoport, Z. *Acc. Chem. Res.* **1976**, *9*, 265; Subramanian, L.R.; Hanack, M. *J. Chem. Educ.* **1975**, *52*, 80; Hanack, M. *Acc. Chem. Res.* **1970**, *3*, 209; Modena, G.; Tonellato, U. *Adv. Phys. Org. Chem.* **1971**, *9*, 185, 231–253; Grob, C.A. *Chimia* **1971**, *25*, 87; Rappoport, Z.; Bässler, T.; Hanack, M. *J. Am. Chem. Soc.* **1970**, *92*, 4985.

²⁴⁹For a review, see Stang, P.J.; Rappoport, Z.; Hanack, H.; Subramanian, L.R. *Vinyl Cations*, Chapt. 6, Academic Press, NY, **1979**.

²⁵⁰Kelsey, D.R.; Bergman, R.G. *J. Am. Chem. Soc.* **1970**, *92*, 238; **1971**, *93*, 1941; Hanack, M.; Bässler, T.; Eymann, W.; Heyd, W.E.; Kopp, R. *J. Am. Chem. Soc.* **1974**, *96*, 6686.

²⁵¹Grob, C.A.; Spaar, R. *Tetrahedron Lett.* **1969**, 1439; *Helv. Chim. Acta* **1970**, *53*, 2119.

²⁵²Hassdenteufel, J.R.; Hanack, M. *Tetrahedron Lett.* **1980**, 503. See also, Kobayashi, S.; Nishi, T.; Koyama, I.; Taniguchi, H. *J. Chem. Soc., Chem. Commun.* **1980**, 103.

²⁵³Schiavelli, M.D.; Gilbert, R.P.; Boynton, W.A.; Boswell, C.J. *J. Am. Chem. Soc.* **1972**, *94*, 5061.

²⁵⁴See, for example, Clarke, T.C.; Bergman, R.G. *J. Am. Chem. Soc.* **1972**, *94*, 3627; **1974**, *96*, 7934; Summerville, R.H.; Schleyer, P.v.R. *J. Am. Chem. Soc.* **1972**, *94*, 3629; **1974**, *96*, 1110; Hanack, M.; Märkl, R.; Martinez, A.G. *Chem. Ber.* **1982**, *115*, 772.

²⁵⁵Rappoport, Z.; Apeloig, Y. *J. Am. Chem. Soc.* **1969**, *91*, 6734; Kelsey, D.R.; Bergman, R.G. *J. Am. Chem. Soc.* **1970**, *92*, 238; **1971**, *93*, 1941.

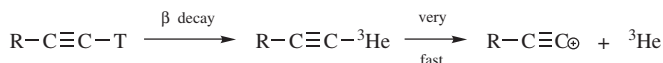
²⁵⁶Pfeifer, W.D.; Bahn, C.A.; Schleyer, P.v.R.; Bocher, S.; Harding, C.E.; Hummel, K.; Hanack, M.; Stang, P.J. *J. Am. Chem. Soc.* **1971**, *93*, 1513.

²⁵⁷For examples of inversion, see Clarke, T.C.; Bergman, R.G. *J. Am. Chem. Soc.* **1972**, *94*, 3627; **1974**, *96*, 7934; Summerville, R.H.; Schleyer, P.v.R. *J. Am. Chem. Soc.* **1972**, *94*, 3629; **1974**, *96*, 1110.

²⁵⁸Maroni, R.; Melloni, G.; Modena, G. *J. Chem. Soc., Chem. Commun.* **1972**, 857.

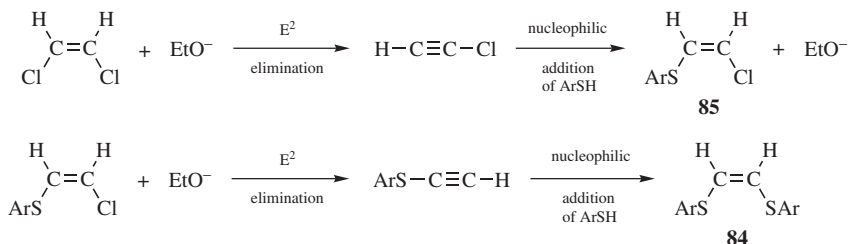
reactions, the rates are generally lower than those of the corresponding saturated compounds.

Alkynyl cations are so unstable that they cannot be generated even with very good leaving groups. However, one way in which they have been generated was by formation of a tritiated substrate.



When the tritium (half-life 12.26 years) decays it is converted to the helium-3 isotope, which, of course, does not form covalent bonds, and so immediately departs, leaving behind the alkynyl cation. When this was done in the presence of benzene, $\text{RC}\equiv\text{CC}_6\text{H}_5$ was isolated.²⁵⁹ The tritium-decay technique has also been used to generate vinylic and aryl cations.²⁶⁰

Besides the mechanisms already discussed, another mechanism, involving an *elimination–addition* sequence, has been observed in vinylic systems (a similar mechanism is known for aromatic substrates, p. 859). An example of a reaction involving this mechanism is the reaction of 1,2-dichloroethane with ArS^- and ^-OEt to produce **84**. The mechanism may be formulated as:



The steps are the same as in the addition–elimination mechanism, but in reverse order. Evidence for this sequence²⁶¹ is as follows: (1) The reaction does not proceed without ethoxide ion, and the rate is dependent on the concentration of this ion and not on that of ArS^- . (2) Under the same reaction conditions, chloroacetylene gave **85** and **84**. (3) Compound **85**, treated with ArS^- , gave no reaction but, when EtO^- was added, **84** was obtained. It is interesting that the elimination–addition mechanism has even been shown to occur in five- and six-membered cyclic systems, where triple bonds are greatly strained.²⁶² Note that both the addition–elimination and elimination–addition sequences, as shown above, lead to overall retention of configuration, since in each case both addition and elimination are anti.

²⁵⁹Angelini, G.; Hanack, M.; Vermehren, J.; Speranza, M. *J. Am. Chem. Soc.* **1988**, *110*, 1298.

²⁶⁰For a review, see Cacace, F. *Adv. Phys. Org. Chem.* **1970**, *8*, 79. See also, Fornarini, S.; Speranza, M. *J. Am. Chem. Soc.* **1985**, *107*, 5358.

²⁶¹Flynn, Jr., J.; Badiger, V.V.; Truce, W.E. *J. Org. Chem.* **1963**, *28*, 2298. See also, Shainyan, B.A.; Mirskova, A.N. *J. Org. Chem. USSR* **1984**, *20*, 885, 1989; **1985**, *21*, 283.

²⁶²Montgomery, L.K.; Clouse, A.O.; Crelier, A.M.; Applegate, L.E. *J. Am. Chem. Soc.* **1967**, *89*, 3453; Caubere, P.; Brunet, J. *Tetrahedron* **1971**, *27*, 3515; Bottini, A.T.; Corson, F.P.; Fitzgerald, R.; Frost II, K.A. *Tetrahedron* **1972**, *28*, 4883.

The elimination–addition sequence has also been demonstrated for certain reactions of saturated substrates, for example, $\text{ArSO}_2\text{CH}_2\text{CH}_2\text{SO}_2\text{Ar}$.²⁶³ Treatment of this with ethoxide proceeds as follows:



Mannich bases (see **16-19**) of the type $\text{RCOCH}_2\text{CH}_2\text{NR}_2$ similarly undergo nucleophilic substitution by the elimination–addition mechanism.²⁶⁴ The nucleophile replaces the NR_2 group.

The simple $\text{S}_{\text{N}}2$ mechanism has never been convincingly demonstrated for vinylic substrates.²⁶⁵

Vinylic halides can react by a $\text{S}_{\text{RN}}1$ mechanism (p. 862) in some cases. An example is the FeCl_2 -catalyzed reaction of 1-bromo-2-phenylethene and the enolate anion of pinacolone ($t\text{-BuCOCH}_2^-$), which gave a low yield of substitution products along with alkynes.²⁶⁶

REACTIVITY

A large amount of work has been done on this subject, although a great deal is known, much is still poorly understood, and many results are anomalous and hard to explain. In this section, only approximate generalizations are attempted. The work discussed here, and the conclusions reached, pertain to reactions taking place in solution. Some investigations have also been carried out in the gas phase.²⁶⁷

The Effect of Substrate Structure

The effect on the reactivity of a change in substrate structure depends on the mechanism.

1. *Branching at the α and β Carbons.* For the $\text{S}_{\text{N}}2$ mechanism, branching at either the α or the β carbon decreases the rate. Tertiary systems seldom²⁶⁸

²⁶³Kader, A.T.; Stirling, C.J.M. *J. Chem. Soc.* **1962**, 3686. For another example, see Popov, A.F.; Piskunova, Z.; Matvienko, V.N. *J. Org. Chem. USSR* **1986**, 22, 1299.

²⁶⁴For an example, see Andrisano, R.; Angeloni, A.S.; De Maria, P.; Tramontini, M. *J. Chem. Soc. C* **1967**, 2307.

²⁶⁵For discussions, see Miller, S.I. *Tetrahedron* **1977**, 33, 1211; Texier, F.; Henri-Rousseau, O.; Bourgois, J. *Bull. Soc. Chim. Fr.* **1979**, II-11; Rappoport, Z. *Acc. Chem. Res.* **1981**, 14, 7; Rappoport, Z.; Avramovitch, B. *J. Org. Chem.* **1982**, 47, 1397.

²⁶⁶Galli, C.; Gentili, P.; Rappoport, Z. *J. Org. Chem.* **1994**, 59, 6786; Galli, C.; Gentili, P. *J. Chem. Soc., Chem. Commun.* **1993**, 570.

²⁶⁷See, for example, DePuy, C.H.; Gronert, S.; Mullin, A.; Bierbaum, V.M. *J. Am. Chem. Soc.* **1990**, 112, 8650.

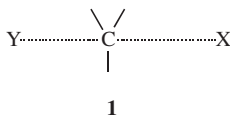
²⁶⁸For a reported example, see Edwards, O.E.; Grieco, C. *Can. J. Chem.* **1974**, 52, 3561.

TABLE 10.3. Average Relative S_N2 Rates for Some Alkyl Substrates²⁷⁰

R	Relative rate	R	Relative rate
Methyl	30	Isobutyl	0.03
Ethyl	1	Neopentyl	10 ⁻⁵
Propyl	0.4	Allyl	40
Butyl	0.4	Benzyl	120
Isopropyl	0.025		

react by the S_N2 mechanism and neopentyl systems react so slowly as to make such reactions, in general, synthetically useless.²⁶⁹ Table 10.3 shows average relative rates for some alkyl substrates.²⁷⁰ The reason for these low rates is almost certainly steric.²⁷¹ The transition state **1** is more crowded when larger groups are close to the central carbon.

The tetrahedral mechanism for substitution at a carbonyl carbon is also slowed or blocked completely by α or β branching for similar reasons. Solvolysis in such systems is linked to relief of B-strain, but solvent participation can overshadow this as steric hindrance increases.²⁷² Severe steric strain can cause distortion from coplanarity in the carbocation intermediate,²⁷³ although there seems to be no loss of resonance stability.²⁷⁴ Adding electron-donating substituents to such molecules improves coplanarity in the cation.²⁷⁵ For example, esters of the formula R₃CCOOR' cannot generally be hydrolyzed by the tetrahedral mechanism (see **16-59**), nor can acids R₃CCOOH be easily esterified.²⁷⁶ Synthetic advantage can be taken of this fact, for example, when in a molecule containing two ester groups only the less hindered one is hydrolyzed.



²⁶⁹The S_N2 reactions on neopentyl tosylates have been conveniently carried out in the solvents HMPA and DMSO: Lewis, R.G.; Gustafson, D.H.; Erman, W.F. *Tetrahedron Lett.* **1967**, 401; Paquette, L.A.; Philips, J.C. *Tetrahedron Lett.* **1967**, 4645; Anderson, P.H.; Stephenson, B.; Mosher, H.S. *J. Am. Chem. Soc.* **1974**, 96, 3171.

²⁷⁰This table is from Streitwieser, A. *Solvolytic Displacement Reactions*, McGraw-Hill, NY, **1962**, p. 13. Also see, Table 9.2.

²⁷¹For evidence, see Caldwell, G.; Magnera, T.F.; Kebarle, P. *J. Am. Chem. Soc.* **1984**, 106, 959.

²⁷²Liu, K.-T.; Hou, S.-J.; Tsao, K.-L. *J. Org. Chem.* **1998**, 63, 1360.

²⁷³Fujio, M.; Nomura, H.; Nakata, K.; Saeki, Y.; Mishima, M.; Kobayashi, S.; Matsushita, T.; Nishimoto, K.; Tsuno, Y. *Tetrahedron Lett.* **1994**, 35, 5005.

²⁷⁴Fujio, M.; Nakata, K.; Kuwamura, T.; Nakamura, H.; Saeki, Y.; Mishima, M.; Kobayashi, S.; Tsuno, Y. *Tetrahedron Lett.* **1992**, 34, 8309.

²⁷⁵Liu, K.T.; Tsao, M.-L.; Chao, I. *Tetrahedron Lett.* **1996**, 37, 4173.

²⁷⁶For a molecular mechanics study of this phenomenon, see DeTar, D.F.; Binzet, S.; Darba, P. *J. Org. Chem.* **1987**, 52, 2074.

TABLE 10.4. Relative Rates of Solvolysis of RBr in Two Solvents²⁷⁷

RBr Substrate	In 60% Ethanol at 55°C	In Water at 50°C
MeBr	2.08	1.05
EtBr	1.00	1.00
<i>i</i> PrBr	1.78	11.6
<i>t</i> -BuBr	2.41×10^4	1.2×10^6

For the S_N1 mechanism, a branching increases the rate, as shown in Table 10.4.²⁷⁷ We can explain this by the stability order of alkyl cations (tertiary > secondary > primary). Of course, the rates are not actually dependent on the stability of the ions, but on the difference in free energy between the starting compounds and the transition states. We use the Hammond postulate (p. 308) to make the assumption that the transition states resemble the cations and that anything (e.g., a branching) that lowers the free energy of the ions also lowers it for the transition states. For simple alkyl groups, the S_N1 mechanism is important under all conditions only for tertiary substrates.²⁷⁸ As previously indicated (p. 440), secondary substrates generally react by the S_N2 mechanism,²⁷⁹ except that the S_N1 mechanism may become important at high solvent polarities. Table 10.4 shows that isopropyl bromide reacts less than twice as fast as ethyl bromide in the relatively nonpolar 60% ethanol (compare this with the 10⁴ ratio for *tert*-butylbromide, where the mechanism is certainly S_N1), but in the more polar water the rate ratio is 11.6. The 2-adamantyl system is an exception; it is a secondary system that reacts by the S_N1 mechanism because backside attack is hindered for steric reasons.²⁸⁰ Because there is no S_N2 component, this system provides an opportunity for comparing the pure S_N1 reactivity of secondary and tertiary substrates. It has been found that substitution of a methyl group for the a

²⁷⁷These values are from Streitwieser, A. *Solvolytic Displacement Reactions*, McGraw-Hill, NY, 1962, p. 43, where values are also given for other conditions. Methyl bromide reacts faster than ethyl bromide (and in the case of 60% ethanol, isopropyl bromide) because most of it (probably all) reacts by the S_N2 mechanism.

²⁷⁸For a report of an S_N1 mechanism at a primary carbon, see Zamashchikov, V.V.; Bezbozhnaya, T.V.; Chanysheva, I.R. *J. Org. Chem. USSR* 1986, 22, 1029.

²⁷⁹See Raber, D.J.; Harris, J.M. *J. Chem. Educ.* 1972, 49, 60; Lambert, J.B.; Putz, G.J.; Mixan, C.E. *J. Am. Chem. Soc.* 1972, 94, 5132; Nordlander, J.E.; McCrary, Jr., T.J. *J. Am. Chem. Soc.* 1972, 94, 5133; Fry, J.L.; Lancelot, C.J.; Lam, L.K.M.; Harris, J.M.; Bingham, R.C.; Raber, D.J.; Hall, R.E.; Schleyer, P.v.R. *J. Am. Chem. Soc.* 1970, 92, 2538; Dietze, P.E.; Jencks, W.P. *J. Am. Chem. Soc.* 1986, 108, 4549; Dietze, P.E.; Hariri, R.; Khattak, J. *J. Org. Chem.* 1989, 54, 3317.

²⁸⁰Fry, J.L.; Harris, J.M.; Bingham, R.C.; Schleyer, P.v.R. *J. Am. Chem. Soc.* 1970, 92, 2540; Schleyer, P.v.R.; Fry, J.L.; Lam, L.K.M.; Lancelot, C.J. *J. Am. Chem. Soc.* 1970, 92, 2542. See also, Pritt, J.R.; Whiting, M.C. *J. Chem. Soc. Perkin Trans. 2* 1975, 1458. For an *ab initio* molecular-orbital study of the 2-adamantyl cation, see Dutler, R.; Rauk, A.; Sorensen, T.S.; Whitworth, S.M. *J. Am. Chem. Soc.* 1989, 111, 9024.

hydrogen of 2-adamantyl substrates (thus changing a secondary to a tertiary system) increases solvolysis rates by a factor of $\sim 10^8$.²⁸¹ Simple primary substrates react by the S_N2 mechanism (or with participation by neighboring alkyl or hydrogen), but not by the S_N1 mechanism, even when solvolyzed in solvents of very low nucleophilicity²⁸² (e.g., trifluoroacetic acid or trifluoroethanol²⁸³), and even when very good leaving groups (e.g., OSO_2F) are present²⁸⁴ (see, however, p. 497).

For some tertiary substrates, the rate of S_N1 reactions is greatly increased by the relief of B strain in the formation of the carbocation (see p. 398). Except where B strain is involved, β branching has little effect on the S_N1 mechanism, except that carbocations with β branching undergo rearrangements readily. Of course, isobutyl and neopentyl are primary substrates, and for this reason react very slowly by the S_N1 mechanism, but not more slowly than the corresponding ethyl or propyl compounds.

To sum up, primary and secondary substrates generally react by the S_N2 mechanism and tertiary by the S_N1 mechanism. However, tertiary substrates seldom undergo nucleophilic substitution at all. Elimination is always a possible side reaction of nucleophilic substitutions (wherever a β hydrogen is present), and with tertiary substrates it usually predominates. With a few exceptions, nucleophilic substitutions at a tertiary carbon have little or no preparative value. However, tertiary substrates that can react by the SET mechanism (e.g., $p\text{-NO}_2\text{C}_6\text{H}_4\text{CMe}_2\text{Cl}$) give very good yields of substitution products when treated with a variety of nucleophiles.²⁸⁵

2. *Unsaturation at the α Carbon.* Vinylic, acetylenic,²⁸⁶ and aryl substrates are very unreactive toward nucleophilic substitutions. For these systems, both the S_N1 and S_N2 mechanisms are greatly slowed or stopped altogether. One reason that has been suggested for this is that sp^2 (and even more, sp) carbon atoms have a higher electronegativity than sp^3 carbons and thus a greater attraction for the electrons of the bond. As we have seen (p. 388), an $sp\text{-H}$ bond has a higher acidity than an $sp^3\text{-H}$ bond, with that of an sp^2 H bond in

²⁸¹Fry, J.L.; Engler, E.M.; Schleyer, P.v.R. *J. Am. Chem. Soc.* **1972**, *94*, 4628. See also, Gassman, P.G.; Pascone, J.M. *J. Am. Chem. Soc.* **1973**, *95*, 7801.

²⁸²For discussions and attempts to develop quantitative scales of solvent nucleophilicity see Minegishi, S.; Kobayashi, S.; Mayr, H. *J. Am. Chem. Soc.* **2004**, *126*, 5174; Catalan, J.; Diaz, C.; Garcia-Blanco, F. *J. Org. Chem.* **1999**, *64*, 6512; Bentley, T.W.; Llewellyn, G. *Prog. Phys. Org. Chem.* **1990**, *17*, 121; Kevill, D.N., in Charton, M. *Advances in Quantitative Structure-Property Relationships*, Vol. 1, JAI Press, Greenwich, CT, **1996**, pp. 81–115; Grunwald, E.; Winstein, S. *J. Am. Chem. Soc.* **1948**, *70*, 846; Winstein, S.; Fainberg, A.H.; Grunwald, E. *J. Am. Chem. Soc.* **1957**, *79*, 4146; Peterson, P.E.; Waller, F.J. *J. Am. Chem. Soc.* **1972**, *94*, 991; Schadt, F.L.; Bentley, T.W.; Schleyer, P.v.R. *J. Am. Chem. Soc.* **1976**, *98*, 7667.

²⁸³Dafforn, G.A.; Streitwieser, Jr., A. *Tetrahedron Lett.* **1970**, 3159.

²⁸⁴Cafferata, L.F.R.; Desvard, O.E.; Sicre, J.E. *J. Chem. Soc. Perkin Trans. 2* **1981**, 940.

²⁸⁵Kornblum, N.; Cheng, L.; Davies, T.M.; Earl, G.W.; Holy, N.L.; Kerber, R.C.; Kestner, M.M.; Manthey, J.W.; Musser, M.T.; Pinnick, H.W.; Snow, D.H.; Stuchal, F.W.; Swiger, R.T. *J. Org. Chem.* **1987**, *52*, 196.

²⁸⁶For a discussion of S_N reactions at acetylenic substrates, see Miller, S.I.; Dickstein, J.I. *Acc. Chem. Res.* **1976**, *9*, 358.

between. This is reasonable; the carbon retains the electrons when the proton is lost and an *sp* carbon, which has the greatest hold on the electrons, loses the proton most easily. But in nucleophilic substitution, the leaving group carries off the electron pair, so the situation is reversed and it is the *sp*³ carbon that loses the leaving group and the electron pair most easily. It may be recalled (p. 24) that bond distances decrease with increasing *s* character. Thus the bond length for a vinylic or aryl C—Cl bond is 1.73 Å compared with 1.78 Å for a saturated C—Cl bond. Other things being equal, a shorter bond is a stronger bond.

Of course, we have seen (p. 476) that S_N1 reactions at vinylic substrates can be accelerated by α substituents that stabilize that cation, and that reactions by the tetrahedral mechanism can be accelerated by β substituents that stabilize the carbanion. Also, reactions at vinylic substrates can in certain cases proceed by addition–elimination or elimination–addition sequences (pp. 473, 476).

In contrast to such systems, substrates of the type RCOX are usually much more reactive than the corresponding RCH₂X. Of course, the mechanism here is almost always the tetrahedral one. Three reasons can be given for the enhanced reactivity of RCOX: (1) The carbonyl carbon has a sizable partial positive charge that makes it very attractive to nucleophiles. (2) In an S_N2 reaction, a σ bond must break in the rate-determining step, which requires more energy than the shift of a pair of π electrons, which is what happens in a tetrahedral mechanism. (3) A trigonal carbon offers less steric hindrance to a nucleophile than a tetrahedral carbon.

For reactivity in aryl systems, see Chapter 13.

3. *Unsaturation at the β Carbon.* The S_N1 rates are increased when there is a double bond in the β position, so that allylic and benzylic substrates react rapidly (Table 10.5).²⁸⁷ The reason is that allylic (p. 239) and benzylic²⁸⁸

TABLE 10.5. Relative Rates for the S_N1 Reaction between ROTs and Ethanol at 25°C²⁸⁵

Group	Relative Rate
Et	0.26
<i>i</i> Pr	0.69
CH ₂ =CHCH ₂	8.6
PhCH ₂	100
Ph ₂ CH	~10 ⁵
Ph ₃ C	~10 ¹⁰

²⁸⁷Streitwieser, A. *Solvolytic Displacement Reactions*, McGraw-Hill, NY, 1962, p. 75. Actually, the figures for Ph₂CHOTs and Ph₃COTs are estimated from the general reactivity of these substrates.

²⁸⁸For a Grunwald-Winstein correlation analysis of the solvolysis of benzyl bromide, see Liu, K.-T.; Hou, I.-J. *Tetrahedron* 2001, 57, 3343.

(p. 240) cations are stabilized by resonance. As shown in Table 10.5, a second and a third phenyl group increase the rate still more, because these carbocations are more stable yet. Remember that allylic rearrangements are possible with allylic systems.

In general, S_N1 rates at an allylic substrate are increased by any substituent in the 1 or 3 position that can stabilize the carbocation by resonance or hyperconjugation.²⁸⁹ Among these are alkyl, aryl, and halo groups.



The S_N2 rates for allylic and benzylic systems are also increased (see Table 10.3), probably owing to resonance possibilities in the transition state. Evidence for this in benzylic systems is that the rate of the reaction was 8000 times slower than the rate with $(\text{PhCH}_2)_2\text{SEt}^+$.²⁹⁰ The cyclic **86** does not have the proper geometry for conjugation in the transition state.

Triple bonds in the β position (in propargyl systems) have about the same effect as double bonds.²⁹¹ Alkyl, aryl, halo, and cyano groups, among others, in the 3 position of allylic substrates increase S_N2 rates, owing to increased resonance in the transition state, but alkyl and halo groups in the 1 position decrease the rates because of steric hindrance.

- 4. α Substitution.** Compounds of the formula ZCH_2X , where $\text{Z} = \text{RO}$, RS , or R_2N undergo S_N1 reactions very rapidly,²⁹² because of the increased resonance in the carbocation. These groups have an unshared pair on an atom directly attached to the positive carbon, which stabilizes the carbocation (p. 242). The field effects of these groups would be expected to decrease S_N1 rates (see Section 6, p. 485), so the resonance effect is far more important.

When Z in ZCH_2X is RCO ,²⁹³ HCO , ROCO , NH_2CO , NC , or F_3C ,²⁹⁴ S_N1 rates are decreased compared to CH_3X , owing to the electron-withdrawing field

²⁸⁹For a discussion of the relative reactivities of different allylic substrates, see DeWolfe, R.H.; Young, W.G., in Patai, S. *The Chemistry of Alkenes*, Wiley, NY, **1964**, pp. 683–688, 695–697.

²⁹⁰King, J.F.; Tsang, G.T.Y.; Abdel-Malik, M.M.; Payne, N.C. *J. Am. Chem. Soc.* **1985**, *107*, 3224.

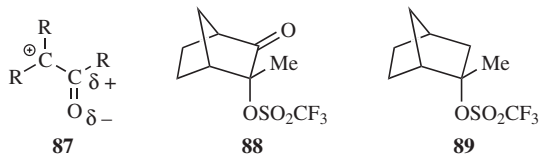
²⁹¹Hatch, L.F.; Chiola, V. *J. Am. Chem. Soc.* **1951**, *73*, 360; Jacobs, T.L.; Brill, W.F. *J. Am. Chem. Soc.* **1953**, *75*, 1314.

²⁹²For a review of the reactions of α -haloamines, sulfides, and ethers, see Gross, H.; Höft, E. *Angew. Chem. Int. Ed.* **1967**, *6*, 335.

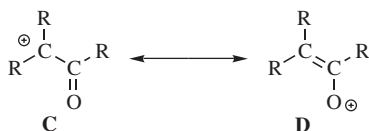
²⁹³For a review of α -halo ketones, including reactivity, see Verhé, R.; De Kimpe, N., in Patai, S.; Rappoport, Z. *The Chemistry of Functional Groups, Supplement D*, pt. 1, Wiley, NY, **1983**, pp. 813–931. This review has been reprinted, and new material added, in De Kimpe, N.; Verhé, R. *The Chemistry of α -Haloketones, α -Haloaldehydes, and α -Haloamines*, Wiley, NY, **1988**, pp. 225–368.

²⁹⁴Liu, K.; Kuo, M.; Shu, C. *J. Am. Chem. Soc.* **1982**, *104*, 211; Gassman, P.G.; Harrington, C.K. *J. Org. Chem.* **1984**, *49*, 2258; Allen, A.D.; Girdhar, R.; Jansen, M.P.; Mayo, J.D.; Tidwell, T.T. *J. Org. Chem.* **1986**, *51*, 1324; Allen, A.D.; Kanagasabapathy, V.M.; Tidwell, T.T. *J. Am. Chem. Soc.* **1986**, *108*, 3470; Richard, J.P. *J. Am. Chem. Soc.* **1989**, *111*, 1455.

effects of these groups. Furthermore, carbocations²⁹⁵ with an a CO or CN group are greatly destabilized because of the partial positive charge on the adjacent carbon (**87**). The S_N1 reactions have been carried out on such compounds,²⁹⁶ but the rates are very low. For example, from a comparison of the solvolysis rates of **88** and **89**, a rate-retarding effect of 10^{7.3}



was estimated for the C=O group.²⁹⁷ However, when a different kind of comparison is made: RCOCR'₂X versus HCR'₂X (where X = a leaving group), the RCO had only a small or negligible rate-retarding effect, indicating that resonance stabilization²⁹⁸



may be offsetting the inductive destabilization for this group.²⁹⁹ For a CN group also, the rate-retarding effect is reduced by this kind of resonance.³⁰⁰ A carbocation with an a COR group has been isolated.³⁰¹

When S_N2 reactions are carried out on these substrates, rates are greatly increased for certain nucleophiles (e.g., halide or halide-like ions), but decreased or essentially unaffected by others.³⁰² For example, α -chloroacetophenone (PhCOCH₂Cl) reacts with KI in acetone at 75°C ~32,000 times faster than 1-chlorobutane,³⁰³ but α -bromoacetophenone reacts with the nucleophile triethylamine 0.14 times as fast as iodomethane.³⁰² The reasons

²⁹⁵For reviews of such carbocations, see Bégué, J.; Charpentier-Morize, M. *Acc. Chem. Res.* **1980**, *13*, 207; Charpentier-Morize, M. *Bull. Soc. Chim. Fr.* **1974**, 343.

²⁹⁶For reviews, see Creary, X. *Acc. Chem. Res.* **1985**, *18*, 3; Creary, X.; Hopkinson, A.C.; Lee-Ruff, E. *Adv. Carbocation Chem.* **1989**, *1*, 45; Charpentier-Morize, M.; Bonnet-Delpon, D. *Adv. Carbocation Chem.* **1989**, *1*, 219.

²⁹⁷Creary, X. *J. Org. Chem.* **1979**, *44*, 3938.

²⁹⁸D, which has the positive charge on the more electronegative atom, is less stable than C, according to rule c on p. 47, but it nevertheless seems to be contributing in this case.

²⁹⁹Creary, X. *J. Am. Chem. Soc.* **1984**, *106*, 5568. See, however, Takeuchi, K.; Yoshida, M.; Ohga, Y.; Tsugeno, A.; Kitagawa, T. *J. Org. Chem.* **1990**, *55*, 6063.

³⁰⁰Gassman, P.G.; Saito, K.; Talley, J.J. *J. Am. Chem. Soc.* **1980**, *102*, 7613.

³⁰¹Takeuchi, K.; Kitagawa, T.; Okamoto, K. *J. Chem. Soc., Chem. Commun.* **1983**, 7. See also, Dao, L.H.; Maleki, M.; Hopkinson, A.C.; Lee-Ruff, E. *J. Am. Chem. Soc.* **1986**, *108*, 5237.

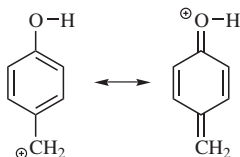
³⁰²Halvorsen, A.; Songstad, J. *J. Chem. Soc., Chem. Commun.* **1978**, 327.

³⁰³Bordwell, F.G.; Brannen, Jr., W.T. *J. Am. Chem. Soc.* **1964**, *86*, 4645. For some other examples, see Conant, J.B.; Kirner, W.R.; Hussey, R.E. *J. Am. Chem. Soc.* **1925**, *47*, 488; Sisti, A.J.; Lowell, S. *Can. J. Chem.* **1964**, *42*, 1896.

for this varying behavior are not clear, but those nucleophiles that form a “tight” transition state (one in which bond making and bond breaking have proceeded to about the same extent) are more likely to accelerate the reaction.³⁰⁴

When Z is SOR or SO₂R (e.g., α -halo sulfoxides and sulfones), nucleophilic substitution is retarded.³⁰⁵ The S_N1 mechanism is slowed by the electron-withdrawing effect of the SOR or SO₂R group,³⁰⁶ and the S_N2 mechanism presumably by the steric effect.

- 5. β Substitution.** For compounds of the type ZCH₂CH₂X, where Z is any of the groups listed in the previous section as well as halogen³⁰⁷ or phenyl, S_N1 rates are lower than for unsubstituted systems, because the resonance effects mentioned in Section 4 are absent, but the field effects are still there, although smaller. These groups in the β position do not have much effect on S_N2 rates unless they behave as neighboring groups and enhance the rate through anchimeric assistance,³⁰⁸ or unless their size causes the rates to decrease for steric reasons.³⁰⁹ It has been shown that silicon exerts a β -effect, and that tin exerts a γ -effect.³¹⁰ Silicon also exerts a γ -effect.³¹¹
- 6. The Effect of Electron-Donating and Electron-Withdrawing Groups.** If substitution rates of series of compounds *p*-ZC₆H₄CH₂X are measured, it is possible to study the electronic effects of groups Z on the reaction. Steric effects of Z are minimized or eliminated, because Z is so far from the reaction site. For S_N1 reactions electron-withdrawing Z decrease the rate and electron-donating Z increase it,³¹² because the latter decrease the energy of the transition state (and of the carbocation) by spreading the positive charge, for example,



³⁰⁴For discussions of possible reasons, see McLennan, D.J.; Pross, A. *J. Chem. Soc. Perkin Trans. 2* **1984**, 981; Yousaf, T.I.; Lewis, E.S. *J. Am. Chem. Soc.* **1987**, *109*, 6137; Lee, I.; Shim, C.S.; Chung, S.Y.; Lee, I. *J. Chem. Soc. Perkin Trans. 2* **1988**, 975; Yoh, S.; Lee, H.W. *Tetrahedron Lett.* **1988**, *29*, 4431.

³⁰⁵Bordwell, F.G.; Jarvis, B.B. *J. Org. Chem.* **1968**, *33*, 1182; Loepky, R.N.; Chang, D.C.K. *Tetrahedron Lett.* **1968**, 5414; Cinquini, M.; Colonna, S.; Landini, D.; Maia, A.M. *J. Chem. Soc. Perkin Trans. 2* **1976**, 996.

³⁰⁶See, for example, Creary, X.; Mehrsheikh-Mohammadi, M.E.; Eggers, M.D. *J. Am. Chem. Soc.* **1987**, *109*, 2435.

³⁰⁷See Gronert, S.; Pratt, L.M.; Mogali, S. *J. Am. Chem. Soc.* **2001**, *123*, 3081.

³⁰⁸For example, substrates of the type RSCH₂CH₂X are so prone to the neighboring-group mechanism that ordinary S_N2 reactions have only recently been observed: Sedaghat-Herati, M.R.; McManus, S.P.; Harris, J.M. *J. Org. Chem.* **1988**, *53*, 2539.

³⁰⁹See, for example, Okamoto, K.; Kita, T.; Araki, K.; Shingu, H. *Bull. Chem. Soc. Jpn.* **1967**, *40*, 1913.

³¹⁰Sugawara, M.; Yoshida, J.-i. *Bull. Chem. Soc. Jpn.* **2000**, *73*, 1253.

³¹¹Nakashima, T.; Fujiyama, R.; Fujio, M.; Tsuno, Y. *Bull. Chem. Soc. Jpn.* **1999**, *72*, 741, 1043; Nakashima, T.; Fujiyama, R.; Kim, H.-J.; Fujio, M.; Tsuno, Y. *Bull. Chem. Soc. Jpn.* **2000**, *73*, 429.

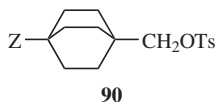
³¹²Jorge, J.A.L.; Kiyari, N.Z.; Miyata, Y.; Miller, J. *J. Chem. Soc. Perkin Trans. 2* **1981**, 100; Vitullo, V.P.; Grabowski, J.; Sridharan, S. *J. Chem. Soc., Chem. Commun.* **1981**, 737.

while electron-withdrawing groups concentrate the charge. The Hammett $\sigma\rho$ relationship (p. 402) correlates fairly successfully the rates of many of these reactions (with σ^+ instead of σ). ρ values are generally about -4 , which is expected for a reaction where a positive charge is created in the transition state.

For S_N2 reactions, no such simple correlations are found.³¹³ In this mechanism, bond breaking is about as important as bond making in the rate-determining step, and substituents have an effect on both processes, often in opposite directions. The unsubstituted benzyl chloride and bromide solvolyze by the S_N2 mechanism.³⁰⁶

For $Z = \text{alkyl}$, the Baker–Nathan order (p. 96) is usually observed both for S_N1 and S_N2 reactions.

In para-substituted benzyl systems, steric effects have been removed, but resonance and field effects are still present. However, Holtz and Stock studied a system that removes not only steric effects, but also resonance effects. This is the 4-substituted bicyclo[2.2.2]octylmethyl tosylate system (**90**).³¹⁴ In



this system, steric effects are completely absent owing to the rigidity of the molecules, and only field effects operate. By this means, Holtz and Stock showed that electron-withdrawing groups increase the rate of S_N2 reactions. This can be ascribed to stabilization of the transition state by withdrawal of some of the electron density.

For substrates that react by the tetrahedral mechanism, electron-withdrawing groups increase the rate and electron-donating groups decrease it.

- 7. Cyclic Substrates.** Cyclopropyl substrates are extremely resistant to nucleophilic attack.³¹⁵ For example, cyclopropyl tosylate solvolyzes $\sim 10^6$ times more slowly than cyclobutyl tosylate in acetic acid at 60°C .³¹⁶ When such attack does take place, the result is generally not normal substitution (though exceptions are known,³¹⁷ especially when an a stabilizing group, such as aryl

³¹³See Sugden, S.; Willis, J.B. *J. Chem. Soc.* **1951**, 1360; Baker, J.W.; Nathan, W.S. *J. Chem. Soc.* **1935**, 1840; Hayami, J.; Tanaka, N.; Kurabayashi, S.; Kotani, Y.; Kaji, A. *Bull. Chem. Soc. Jpn.* **1971**, *44*, 3091; Westaway, K.C.; Waszczylo, Z. *Can. J. Chem.* **1982**, *60*, 2500; Lee, I.; Sohn, S.C.; Oh, Y.J.; Lee, B.C. *Tetrahedron* **1986**, *42*, 4713.

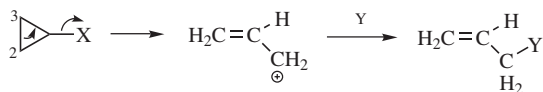
³¹⁴Holtz, H.D.; Stock, L.M. *J. Am. Chem. Soc.* **1965**, *87*, 2404.

³¹⁵For reviews, see Friedrich, E.C., in Rappoport, Z. *The Chemistry of the Cyclopropyl Group*, pt. 1; Wiley, NY, **1987**, pp. 633–700; Aksenov, V.S.; Terent'eva, G.A.; Savinykh, Yu.V. *Russ. Chem. Rev.* **1980**, *49*, 549.

³¹⁶Roberts, J.D.; Chambers, V.C. *J. Am. Chem. Soc.* **1951**, *73*, 5034.

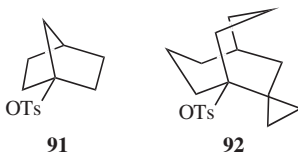
³¹⁷For example, see Kirmse, W.; Schütte, H. *J. Am. Chem. Soc.* **1967**, *89*, 1284; Landgrebe, J.A.; Becker, L.W. *J. Am. Chem. Soc.* **1967**, *89*, 2505; Howell, B.A.; Jewett, J.G. *J. Am. Chem. Soc.* **1971**, *93*, 798; van der Vecht, J.R.; Steinberg, H.; de Boer, T.J. *Recl. Trav. Chim. Pays-Bas* **1978**, *96*, 313; Engbert, T.; Kirmse, W. *Liebigs Ann. Chem.* **1980**, 1689; Turkenburg, L.A.M.; de Wolf, W.H.; Bickelhaupt, F.; Stam, C.H.; Konijn, M. *J. Am. Chem. Soc.* **1982**, *104*, 3471; Banert, K. *Chem. Ber.* **1985**, *118*, 1564; Vilsmaier, E.; Weber, S.; Weidner, J. *J. Org. Chem.* **1987**, *52*, 4921.

or alkoxy is present), but ring opening:³¹⁰



There is much evidence that the ring opening is usually concerted with the departure of the leaving group³¹⁸ (as in the similar case of cyclobutyl substrates, p. 465), from which we can conclude that if the 2,3 bond of the cyclopropane ring did not assist, the rates would be lower still. Strain plays a role in the ring-opening process.³¹⁹ It has been estimated³²⁰ that without this assistance the rates of these already slow reactions would be further reduced by a factor of perhaps 10^{12} . For a discussion of the stereochemistry of the ring opening, see p. 1644. For larger rings, we have seen (p. 399) that, because of I strain, cyclohexyl substrates solvolyze slower than analogous compounds in which the leaving group is attached to a ring of 5 or of from 7 to 11 members.

8. *Bridgeheads*.¹¹ The S_N2 mechanism is impossible at most bridgehead compounds (p. 429). Nucleophilic attack in [1.1.1]-propellane has been reported, however.³²¹ In general, a relatively large ring is required for an S_N1 reaction to take place (p. 435).³²² The S_N1 reactions have been claimed to occur for 1-iodobicyclo[1.1.1]pentane via the bicyclo[1.1.1]pentyl cation,³²³ but this has been disputed and the bicyclo[1.1.0]butyl carbonyl cation was calculated to be the real intermediate.³²⁴ Solvolytic reactivity at bridgehead positions spans a wide range; for example, from $k = 4 \times 10^{-17} \text{ s}^{-1}$



for **91** (very slow) to $3 \times 10^6 \text{ s}^{-1}$ for the [3.3.3] compound **92** (very fast);³²⁵ a range of 22 orders of magnitude. Molecular mechanics calculations show that

³¹⁸For example, see Schleyer, P.v.R.; Van Dine, G.W.; Schöllkopf, U.; Paust, J. *J. Am. Chem. Soc.* **1966**, *88*, 2868; DePuy, C.H.; Schnack, L.G.; Hausser, J.W. *J. Am. Chem. Soc.* **1966**, *88*, 3343; Jefford, C.W.; Wojnarowski, W. *Tetrahedron* **1969**, *25*, 2089; Hausser, J.W.; Uchic, J.T. *J. Org. Chem.* **1972**, *37*, 4087.

³¹⁹See Wolk, J.L.; Hoz, T.; Basch, H.; Hoz, S. *J. Org. Chem.* **2001**, *66*, 915.

³²⁰Sliwinski, W.F.; Su, T.M.; Schleyer, P.v.R. *J. Am. Chem. Soc.* **1972**, *94*, 133; Brown, H.C.; Rao, C.G.; Ravindranathan, M. *J. Am. Chem. Soc.* **1978**, *100*, 7946.

³²¹Sella, A.; Basch, H.; Hoz, S. *Tetrahedron Lett.* **1996**, *37*, 5573.

³²²For a review of organic synthesis using bridgehead carbocations, see Kraus, G.A.; Hon, Y.; Thomas, P.J.; Laramay, S.; Liras, S.; Hanson, J. *Chem. Rev.* **1989**, *89*, 1591.

³²³Adcock, J.L.; Gakh, A.A. *Tetrahedron Lett.* **1992**, *33*, 4875.

³²⁴Wiberg, K.B.; McMurdie, N. *J. Org. Chem.* **1993**, *58*, 5603.

³²⁵Bentley, T.W.; Roberts, K. *J. Org. Chem.* **1988**, *50*, 5852.

TABLE 10.6. List of Groups in Approximately Descending Order of Reactivity Toward S_N1 and S_N2 Reactions^a

S _N 1 Reactivity	S _N 2 Reactivity
Ar ₃ CX	Ar ₃ CX
Ar ₂ CHX	Ar ₂ CHX
ROCH ₂ X, RSCH ₂ X, R ₂ NCH ₂ X	ArCH ₂ X
R ₃ CX	ZCH ₂ X
	$\begin{array}{c} \quad \\ -C=C-CH_2X \end{array}$
ArCH ₂ X	
$\begin{array}{c} \quad \\ -C=C-CH_2X \end{array}$	RCH ₂ X ~ RCHDX ~ RCHDCH ₂ X
R ₂ CHX	R ₂ CHX
RCH ₂ X ~ R ₃ CCH ₂ X	R ₃ CX
RCHDX	ZCH ₂ CH ₂ X
RCHDCH ₂ X	R ₃ CCH ₂ X
$\begin{array}{c} \quad \\ -C=C-X \end{array}$	$\begin{array}{c} \quad \\ -C=C-X \end{array}$
ZCH ₂ X	
ZCH ₂ CH ₂ X	ArX
ArX	Bridgehead-X
[2.2.1] Bridgehead-X	

^aThe Z group is RCO, HCO, ROCO, NH₂CO, NC, or a similar one.

S_N1 bridgehead reactivity is determined by strain changes between the substrate and the carbocation intermediate.³²⁶


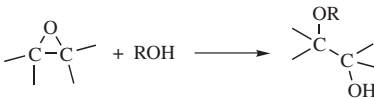
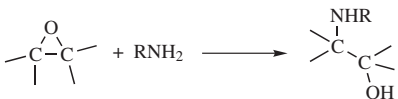
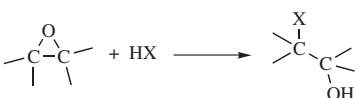
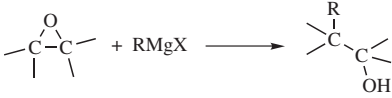
9. *Deuterium Substitution.* Both α and β secondary isotope effects affect the rate in various ways (p. 324). The measurement of a secondary isotope effects provides a means of distinguishing between S_N1 and S_N2 mechanisms, since for S_N2 reactions the values range from 0.95 to 1.06 per α D, while for S_N1 reactions the values are higher.³²⁷ This method is especially good because it provides the minimum of perturbation of the system under study; changing from α H to α D hardly affects the reaction, while other probes, such as changing a substituent or the polarity of the solvent, may have a much more complex effect.

Table 10.6 is an approximate listing of groups in order of S_N1 and S_N2 reactivity. Table 10.7 shows the main reactions that proceed by the S_N2 mechanism (if R = primary or, often, secondary alkyl).

³²⁶Bingham, R.C.; Schleyer, P.v.R. *J. Am. Chem. Soc.* **1971**, *93*, 3189; Müller, P.; Blanc, J.; Mareda, J. *Chimia* **1987**, *41*, 399; Müller, P.; Mareda, J. *Helv. Chim. Acta* **1987**, *70*, 1017; Bentley, T.W.; Roberts, K. *J. Org. Chem.* **1988**, *50*, 5852.

³²⁷Shiner, Jr., V.J.; Fisher, R.D. *J. Am. Chem. Soc.* **1971**, *93*, 2553. For a review of secondary isotope effects in S_N2 reactions, see Westaway, K.C. *Isot. Org. Chem.* **1987**, *7*, 275.

TABLE 10.7. The More Important Synthetic Reactions of Chapter 10 That Take Place by an S_N2 Mechanism.^a Catalysts are not shown^b

10-1	$RX + OH^- \longrightarrow ROH$
10-8	$RX + OR' \longrightarrow ROR'$
10-9	
10-10	$R-OSO_2OR'' + OR' \longrightarrow ROR'$
10-12	$2 ROH \longrightarrow ROR$
10-14	
10-15	$R_3O^+ + R'OH \longrightarrow ROR'$
10-17	$RX + R'COO^- \longrightarrow R'COOR$
10-21	$RX + OOH^- \longrightarrow ROOH$
10-25	$RX + SH^- \longrightarrow RSH$
10-26	$RX + R'S^- \longrightarrow RSR'$
10-27	$RX + S_2^{2-} \longrightarrow RSSR$
10-30	$RX + SCN^- \longrightarrow RSCN$
10-31	$RX + R'_2NH \longrightarrow RR'_2N$
10-31	$RX + R'_3N \longrightarrow RR'_3N^+ X^-$
10-35	
10-41	$RX + R'CONH^- \longrightarrow RNHCOR'$
10-42	$RX + NO_2^- \longrightarrow RNO_2 + RONO$
10-43	$RX + N_3^- \longrightarrow RN_3$
10-44	$RX + NCO^- \longrightarrow RNCO$
10-44	$RX + NCS^- \longrightarrow RNCS$
10-46	$RX + X' \longrightarrow RX'$
10-47	$R-OSO_2OR' + X^- \longrightarrow RX$
10-48	$ROH + PCl_5 \longrightarrow RCl$
10-49	$ROR' + 2HI \longrightarrow RI + R'I$
10-50	
10-51	$R-O-COR' + LiI \longrightarrow RI + R'COO^-$
10-57	$RX + R'_2CuLi \longrightarrow RR'$
10-65	
10-67	$RX + HC^-(CO_2R')_2 \longrightarrow RCH(CO_2R')_2$

(continued)

TABLE 10.7. (Continued)

10-68	$RX + R''\overset{\ominus}{C}H-COR' \longrightarrow RCR''-COR'$
10-70	$RX + R'\overset{\ominus}{C}HCOO^- \longrightarrow RR'CHCOO^-$
10-71	$R-X + H-\overset{\ominus}{S} \begin{array}{c} \diagup \\ \text{S} \\ \diagdown \end{array} \longrightarrow \begin{array}{c} R \\ \\ \text{H}-C-\text{S} \\ \\ \text{S} \end{array}$
10-74	$RX + RC\equiv C^\ominus \longrightarrow RC\equiv CR'$
10-75	$RX + CN^- \longrightarrow RCN$

^a(R = primary, often secondary, alkyl).

^bThis is a schematic list only. Some of these reactions may also take place by other mechanisms and the scope may vary greatly. See the discussion of each reaction for details.

The Effect of the Attacking Nucleophile³²⁸

Any species that has an unshared pair (i.e., any Lewis base) can be a nucleophile, whether it is neutral or has a negative charge. The rates of S_N1 reactions are independent of the identity of the nucleophile, since it does not appear in the rate-determining step.³²⁹ This may be illustrated by the effect of changing the nucleophile from H₂O to ⁻OH for a primary and a tertiary substrate. For methyl bromide, which reacts by an S_N2 mechanism, the rate is multiplied >5000 by the change to the more powerful nucleophile ⁻OH, but for *tert*-butylbromide, which reacts by an S_N1 mechanism, the rate is unaffected.³³⁰ A change in nucleophile can, however, change the *product* of an S_N1 reaction. Thus solvolysis of benzyl tosylate in methanol gives benzyl methyl ether (the nucleophile is the solvent methanol). If the more powerful nucleophile Br⁻ is added, the rate is unchanged, but the product is now benzyl bromide.

For S_N2 reactions in solution, there are four main principles that govern the effect of the nucleophile on the rate, although the nucleophilicity order is not invariant, but depends on substrate, solvent, leaving group, and so on.

1. A nucleophile with a negative charge is always a more powerful nucleophile than its conjugate acid (assuming the latter is also a nucleophile). Thus ⁻OH is more powerful than H₂O, ⁻NH₂ more powerful than NH₃, and so on.
2. In comparing nucleophiles whose attacking atom is in the same row of the periodic table, nucleophilicity is approximately in order of basicity, although

³²⁸For a monograph, see Harris, J.M.; McManus, S.P. *Nucleophilicity*, American Chemical Society, Washington, DC, 1987. For reviews, see Klumpp, G.W. *Reactivity in Organic Chemistry*; Wiley, NY, 1982, pp. 145–167, 181–186; Hudson, R.F., in Klopman, G. *Chemical Reactivity and Reaction Paths*; Wiley, NY, 1974, pp. 167–252.

³²⁹It is, however, possible to measure the rates of reaction of nucleophiles with fairly stable carbocations: see Ritchie, C.D. *Acc. Chem. Res.* 1972, 5, 348; Ritchie, C.D.; Minasz, R.J.; Kamego, A.A.; Sawada, M. *J. Am. Chem. Soc.* 1977, 99, 3747; McClelland, R.A.; Banait, N.; Steenken, S. *J. Am. Chem. Soc.* 1986, 108, 7023.

³³⁰Bateman, L.C.; Cooper, K.A.; Hughes, E.D.; Ingold, C.K. *J. Chem. Soc.* 1940, 925.

basicity is thermodynamically controlled and nucleophilicity is kinetically controlled. So an approximate order of nucleophilicity is $\text{NH}_2^- > \text{RO}^- > \text{OH}^- > \text{R}_2\text{NH} > \text{ArO}^- > \text{NH}_3 > \text{pyridine} > \text{F}^- > \text{H}_2\text{O} > \text{ClO}_4^-$, and another is $\text{R}_3\text{C}^- > \text{R}_2\text{N}^- > \text{RO}^- > \text{F}^-$ (see Table 8.1). This type of correlation works best when the structures of the nucleophiles being compared are similar, as with a set of substituted phenoxides. Within such a series, linear relationships can often be established between nucleophilic rates and pK values.³³¹

3. Going down the Periodic table, nucleophilicity increases, although basicity decreases. Thus the usual order of halide nucleophilicity is $\text{I}^- > \text{Br}^- > \text{Cl}^- > \text{F}^-$ (as we will see below, this order is solvent dependent). Similarly, any sulfur nucleophile is more powerful than its oxygen analog, and the same is true for phosphorus versus nitrogen. The main reason for this distinction between basicity and nucleophilic power is that the smaller negatively charged nucleophiles are more solvated by the usual polar protic solvents; that is, because the negative charge of Cl^- is more concentrated than the charge of I^- , the former is more tightly surrounded by a shell of solvent molecules that constitute a barrier between it and the substrate. This is most important for protic polar solvents in which the solvent may be hydrogen bonded to small nucleophiles. Evidence for this is that many nucleophilic substitutions with small negatively charged nucleophiles are much more rapid in aprotic polar solvents than in protic ones³³² and that, in DMF, an aprotic solvent, the order of nucleophilicity was $\text{Cl}^- > \text{Br}^- > \text{I}^-$.³³³ Another experiment was the use of $\text{Bu}_4\text{N}^+ \text{X}^-$ and LiX as nucleophiles in acetone, where X^- was a halide ion. The halide ion in the former salt is much less associated than in LiX . The relative rates with LiX were Cl^- , 1; Br^- , 5.7; I^- , 6.2, which is in the normal order, while with $\text{Bu}_4\text{N}^+ \text{X}^-$, where X^- is much freer, the relative rates were Cl^- , 68; Br^- , 18; I^- , 3.7.³³⁴ In a further experiment, halide ions were allowed to react with the molten salt $(n\text{-C}_5\text{H}_{11})_4\text{N}^+ \text{X}^-$ at 180°C in the absence of a solvent.³³⁵ Under these conditions, where the ions are unsolvated and unassociated, the relative rates were Cl^- , 620; Br^- , 7.7; I^- , 1. In the gas phase, where no solvent is present, an approximate order of nucleophilicity was found to be $\text{OH}^- > \text{F}^- \approx \text{MeO}^- > \text{MeS}^- \gg \text{Cl}^- > \text{CN}^- > \text{Br}^-$,³³⁶

³³¹See, for example, Jokinen, S.; Luukkonen, E.; Ruostesuo, J.; Virtanen, J.; Koskikallio, J. *Acta Chem. Scand.* **1971**, 25, 3367; Bordwell, F.G.; Hughes, D.L. *J. Org. Chem.* **1983**, 48, 2206; *J. Am. Chem. Soc.* **1984**, 106, 3234.

³³²Parker, A.J. *J. Chem. Soc.* **1961**, 1328 has a list of ~ 20 such reactions.

³³³Weaver, W.M.; Hutchison, J.D. *J. Am. Chem. Soc.* **1964**, 86, 261; See also, Fuchs, R.; Mahendran, K. *J. Org. Chem.* **1971**, 36, 730; Müller, P.; Siegfried, B. *Helv. Chim. Acta* **1971**, 54, 2675; Liotta, C.; Grisdale, E.E.; Hopkins, Jr., H.P. *Tetrahedron Lett.* **1975**, 4205; Bordwell, F.G.; Hughes, D.L. *J. Org. Chem.* **1981**, 46, 3570. For a contrary result in liquid SO_2 , see Lichtin, N.N.; Puar, M.S.; Wasserman, B. *J. Am. Chem. Soc.* **1967**, 89, 6677.

³³⁴Winstein, S.; Savedoff, L.G.; Smith, S.G.; Stevens, I.D.R.; Gall, J.S. *Tetrahedron Lett.* **1960**, no. 9, 24.

³³⁵Gordon, J.E.; Varughese, P. *Chem. Commun.* **1971**, 1160. See also, Ford, W.T.; Hauri, R.J.; Smith, S.G. *J. Am. Chem. Soc.* **1974**, 96, 4316.

³³⁶Olmstead, W.N.; Brauman, J.I. *J. Am. Chem. Soc.* **1977**, 99, 4219. See also, Tanaka, K.; Mackay, G.I.; Payzant, J.D.; Bohme, D.K. *Can. J. Chem.* **1976**, 54, 1643.

providing further evidence that solvation³³⁷ is responsible for the effect in solution.

However, solvation is not the entire answer since, even for *uncharged* nucleophiles, nucleophilicity increases going down a column in the periodic table. These nucleophiles are not so greatly solvated and changes in solvent do not greatly affect their nucleophilicity.³³⁸ To explain these cases we may use the principle of hard and soft acids and bases (p. 375).³³⁹ The proton is a hard acid, but an alkyl substrate (which may be considered to act as a Lewis acid toward the nucleophile considered as a base) is a good deal softer. According to the principle given on p. 380, we may then expect the alkyl group to prefer softer nucleophiles than the proton does. Thus the larger, more polarizable (softer) nucleophiles have a greater (relative) attraction toward an alkyl carbon than toward a proton.

4. The freer the nucleophile, the greater the rate.³⁴⁰ We have already seen one instance of this.³³⁴ Another is that the rate of attack by $(\text{EtOOC})_2\text{CBu}^- \text{Na}^+$ in benzene was increased by the addition of substances (e.g., 1,2-dimethoxyethane, adipamide) that specifically solvated the Na^+ and thus left the anion freer.³⁴¹ In a nonpolar solvent, such as benzene, salts, such as $(\text{EtOOC})_2\text{CBu}^- \text{Na}^+$, usually exist as ion-pair aggregations of large molecular weights.³⁴² Similarly, it was shown that the half-life of the reaction between $\text{C}_6\text{H}_5\text{COCH}_2^-$ and ethyl bromide depended on the positive ion: K^+ , 4.5×10^{-3} ; Na^+ , 3.9×10^{-5} ; Li^+ , 3.1×10^{-7} .³⁴³ Presumably, the potassium ion leaves the negative ion most free to attack most rapidly. Further evidence is that in the gas phase,³⁴⁴ where nucleophilic ions are completely free, without solvent or counterion, reactions take place orders of magnitude faster than the same reactions in solution.³⁴⁵ It has proven possible to measure the rates of reaction of $^- \text{OH}$ with methyl bromide in the gas phase, with $^- \text{OH}$ either unsolvated or solvated with one, two, or three molecules of water.³⁴⁶ The rates were, with the number of water molecules

³³⁷See Kormos, B.L.; Cramer, C.J. *J. Org. Chem.* **2003**, *68*, 6375.

³³⁸Parker, A.J. *J. Chem. Soc.* **1961**, 4398.

³³⁹Pearson, R.G. *Surv. Prog. Chem.* **1969**, *5*, 1, pp. 21–38.

³⁴⁰For a review of the effect of nucleophile association on nucleophilicity, see Guibe, F.; Bram, G. *Bull. Soc. Chim. Fr.* **1975**, 933.

³⁴¹Zaugg, H.E.; Leonard, J.E. *J. Org. Chem.* **1972**, *37*, 2253. See also, Solov'yanov, A.A.; Ahmed, E.A.A.; Beletskaya, I.P.; Reutov, O.A. *J. Org. Chem. USSR* **1987**, *23*, 1243; Jackman, L.M.; Lange, B.C. *J. Am. Chem. Soc.* **1981**, *103*, 4494.

³⁴²See, for example Williard, P.G.; Carpenter, G.B. *J. Am. Chem. Soc.* **1986**, *108*, 462.

³⁴³Zook, H.D.; Gumby, W.L. *J. Am. Chem. Soc.* **1960**, *82*, 1386. See also, Cacciapaglia, R.; Mandolini, L. *J. Org. Chem.* **1988**, *53*, 2579.

³⁴⁴For some other measurements of rates of $\text{S}_{\text{N}}2$ reactions in the gas phase, see Barlow, S.E.; Van Doren, J.M.; Bierbaum, V.M. *J. Am. Chem. Soc.* **1988**, *110*, 7240; Merkel, A.; Havlas, Z.; Zahradnik, R. *J. Am. Chem. Soc.* **1988**, *110*, 8355.

³⁴⁵Olmstead, W.N.; Brauman, J.I. *J. Am. Chem. Soc.* **1977**, *99*, 4219.

³⁴⁶Bohme, D.K.; Raksit, A.B. *J. Am. Chem. Soc.* **1984**, *106*, 3447. See also, Hierl, P.M.; Ahrens, A.F.; Henchman, M.; Viggiano, A.A.; Paulson, J.F.; Clary, D.C. *J. Am. Chem. Soc.* **1986**, *108*, 3142.

in parentheses: (0) 1.0×10^{-9} ; (1) 6.3×10^{-10} ; (2) 2×10^{-12} ; (3) 2×10^{-13} $\text{cm}^3 \text{molecule}^{-1} \text{s}^{-1}$. This provides graphic evidence that solvation of the nucleophile decreases the rate. The rate of this reaction in aqueous solution is $2.3 \times 10^{-25} \text{cm}^3 \text{molecule}^{-1} \text{s}^{-1}$. Similar results were found for other nucleophiles and other solvents.³⁴⁷ In solution too, studies have been made of the effect of solvation of the nucleophile by a specific number of water molecules. When the salt $(n\text{-C}_6\text{H}_{13})_4\text{N}^+ \text{F}^-$ was allowed to react with *n*-octyl methanesulfonate, the relative rate fell from 822 for no water molecules to 96 for 1.5 water molecules to 1 for 6 water molecules.³⁴⁸

In Chapter 3, we saw that cryptands specifically solvate the alkali metal portion of salts like KF, KOAc, and so on. Synthetic advantage can be taken of this fact to allow anions to be freer, thus increasing the rates of nucleophilic substitutions and other reactions (see p. 509).

However, the four rules given above do not always hold. One reason is that steric influences often play a part. For example, the *tert*-butoxide ion Me_3CO^- is a stronger base than OH^- or OEt^- , but a much poorer nucleophile because its large bulk hinders it from closely approaching a substrate.

The following overall nucleophilicity order for $\text{S}_{\text{N}}2$ mechanisms (in protic solvents) was given by Edwards and Pearson.³⁴⁹ $\text{RS}^- > \text{ArS}^- > \text{I}^- > \text{CN}^- > \text{OH}^- > \text{N}_3^- > \text{Br}^- > \text{ArO}^- > \text{Cl}^- > \text{pyridine} > \text{AcO}^- > \text{H}_2\text{O}$. A quantitative relationship³⁵⁰ (the *Swain–Scott equation*) has been worked out similar to the linear free-energy equations considered in Chapter 9:³⁵¹

$$\log \frac{k}{k_0} = sn$$

where n is the nucleophilicity of a given group, s is the sensitivity of a substrate to nucleophilic attack, and k_0 is the rate for H_2O , which is taken as the standard and for which n is assigned a value of zero. The parameter s is defined as 1.0 for methyl bromide. Table 10.8 contains values of n for some common nucleophiles.³⁵² The order is similar to that of Edwards and Pearson. The Swain–Scott equation can be derived from Marcus theory.³⁵³

³⁴⁷Bohme, D.K.; Raksit, A.B. *Can. J. Chem.* **1985**, *63*, 3007.

³⁴⁸Landini, D.; Maia, A.; Rampoldi, A. *J. Org. Chem.* **1989**, *54*, 328.

³⁴⁹Edwards, J.O.; Pearson, R.G. *J. Am. Chem. Soc.* **1962**, *84*, 16.

³⁵⁰Swain, C.G.; Scott, C.B. *J. Am. Chem. Soc.* **1953**, *75*, 141.

³⁵¹This is not the only equation that has been devised in an attempt to correlate nucleophilic reactivity. For reviews of attempts to express nucleophilic power quantitatively, see Ritchie, C.D. *Pure Appl. Chem.* **1978**, *50*, 1281; Duboc, C., in Chapman, N.B.; Shorter, J. *Correlation Analysis in Chemistry: Recent Advances*, Plenum, NY, **1978**, pp. 313–355; Ibne-Rasa, K.M. *J. Chem. Educ.* **1967**, *44*, 89. See also, Hoz, S.; Speizman, D. *J. Org. Chem.* **1983**, *48*, 2904; Kawazoe, Y.; Ninomiya, S.; Kohda, K.; Kimoto, H. *Tetrahedron Lett.* **1986**, *27*, 2897; Kevill, D.N.; Fujimoto, E.K. *J. Chem. Res. (S)* **1988**, 408.

³⁵²From Wells, P.R. *Chem. Rev.* **1963**, *63*, 171, p. 212. See also, Koskikallio, J. *Acta Chem. Scand.* **1969**, *23*, 1477, 1490.

³⁵³Albery, W.J.; Kreevoy, M.M. *Adv. Phys. Org. Chem.* **1978**, *16*, 87, pp. 113–115.

TABLE 10.8. Nucleophilicities of Some Common Reagents³⁵²

Nucleophile	<i>n</i>	Nucleophile	<i>n</i>
⁻ SH	5.1	Br ⁻	3.5
⁻ CN	5.1	PhO ⁻	3.5
I ⁻	5.0	AcO ⁻	2.7
PhNH ₂	4.5	Cl ⁻	2.7
⁻ OH	4.2	F ⁻	2.0
N ₃ ⁻	4.0	NO ₃ ⁻	1.0
Pyridine	3.6	H ₂ O	0.0

It is now evident that an absolute order of either nucleophilicity³⁵⁴ or leaving-group ability, even in the gas phase where solvation is not a factor, does not exist, because they have an effect on each other. When the nucleophile and leaving group are both hard or both soft, the reaction rates are relatively high, but when one is hard and the other soft, rates are reduced.³⁴⁴ Although this effect is smaller than the effects in paragraphs one and four above, it still prevents an absolute scale of either nucleophilicity or leaving-group ability.³⁵⁵ There has been controversy as to whether the selectivity of a reaction should increase with decreasing reactivity of a series of nucleophiles, or whether the opposite holds. There is evidence for both views.³⁵⁶

For substitution at a carbonyl carbon, the nucleophilicity order is not the same as it is at a saturated carbon, but follows the basicity order more closely. The reason is presumably that the carbonyl carbon, with its partial positive charge, resembles a proton more than does the carbon at a saturated center. That is, a carbonyl carbon is a much harder acid than a saturated carbon. The following nucleophilicity order for these substrates has been determined:³⁵⁷ Me₂C=NO⁻ > EtO⁻ > MeO⁻ > ⁻OH > OAr⁻ > N₃⁻ > F⁻ > H₂O > Br⁻ ~ I⁻. Soft bases are ineffective at a carbonyl carbon.³⁵⁸ In a reaction carried out in the gas phase with alkoxide nucleophiles OR⁻ solvated by only one molecule of an alcohol R'OH, it was found that both RO⁻ and R'O⁻ attacked the formate substrate (HCOOR'') about equally, although in the unsolvated case, the more basic alkoxide is the better nucleophile.³⁵⁹ In this study, the product ion R²O⁻ was also solvated by one molecule of ROH or R'OH.

³⁵⁴However, for a general model of intrinsic nucleophilicity in the gas phase, see Pellerite, M.J.; Brauman, J.I. *J. Am. Chem. Soc.* **1983**, *105*, 2672.

³⁵⁵For reference scales for the characterization of cationic electrophiles and neutral nucleophiles see Mayr, H.; Bug, T.; Gotta, M.F.; Hering, N.; Irrgang, B.; Janker, B.; Kempf, B.; Loos, R.; Ofial, A.R.; Remennikov, G.; Schimmel, H. *J. Am. Chem. Soc.* **2001**, *123*, 9500.

³⁵⁶For discussions, see Dietze, P.; Jencks, W.P. *J. Am. Chem. Soc.* **1989**, *111*, 5880.

³⁵⁷Hudson, R.F.; Green, M. *J. Chem. Soc.* **1962**, 1055; Bender, M.L.; Glasson, W.A. *J. Am. Chem. Soc.* **1959**, *81*, 1590; Jencks, W.P.; Gilchrist, M. *J. Am. Chem. Soc.* **1968**, *90*, 2622.

³⁵⁸For theoretical treatments of nucleophilicity at a carbonyl carbon, see Buncel, E.; Shaik, S.S.; Um, I.; Wolfe, S. *J. Am. Chem. Soc.* **1988**, *110*, 1275, and references cited therein.

³⁵⁹Baer, S.; Stoutland, P.O.; Brauman, J.I. *J. Am. Chem. Soc.* **1989**, *111*, 4097.

If an atom containing one or more unshared pairs is adjacent to the attacking atom on the nucleophile, the nucleophilicity is enhanced.³⁶⁰ Examples of such nucleophiles are HO_2^- , $\text{Me}_2\text{C}=\text{NO}^-$, NH_2NH_2 , and so on. This is called the *alpha effect* (α -effect),³⁶¹ and a broader definition is a positive deviation exhibited by an α -nucleophile from a Brønsted type nucleophilicity plot,³⁶² where the reference (or normal) nucleophile is one that possesses the same basicity as the α -nucleophile, but does not deviate from the Brønsted-type plot. Several reviews of the α -effect have been published previously,^{362,363}

Several possible explanations have been offered.³⁶⁴ One is that the ground state of the nucleophile is destabilized by repulsion between the adjacent pairs of electrons;³⁶⁵ another is that the transition state is stabilized by the extra pair of electrons;³⁶⁶ a third is that the adjacent electron pair reduces solvation of the nucleophile.³⁶⁷ Evidence supporting the third explanation is that there was no alpha effect in the reaction of HO_2^- with methyl formate in the gas phase,³⁶⁸ although HO_2^- shows a strong alpha effect in solution. The α -effect has been demonstrated to be remarkably dependent on the nature of the solvent.³⁶⁹ The α -effect is substantial for substitution at a carbonyl or other unsaturated carbon, at some inorganic atoms,³⁷⁰ and for reactions of a nucleophile with a carbocation,³⁷¹ but is generally smaller or absent entirely for substitution at a saturated carbon.³⁷²

³⁶⁰Definition in the *Glossary of Terms used in Physical Organic Chemistry, Pure & Appl. Chem.* **1979**, 51, 1731.

³⁶¹For reviews, see Grekov, A.P.; Veselov, V.Ya. *Russ. Chem. Rev.* **1978**, 47, 631; Fina, N.J.; Edwards, J.O. *Int. J. Chem. Kinet.* **1973**, 5, 1.

³⁶²Hoz, S.; Buncel, E. *Israel J. Chem.* **1985**, 26, 313.

³⁶³Grekov, A.P.; Veselov, V.Ya. *Russ. Chem. Rev.* **1978**, 47, 631; Fina, N.J.; Edwards, J.O. *Int. J. Chem. Kinet.* **1973**, 5, 1; Jencks, W.P. *Catalysis in Chemistry and Enzymology*, McGraw-Hill, New York, **1969**; pp. 107–111.

³⁶⁴For discussions, see Wolfe, S.; Mitchell, D.J.; Schlegel, H.B.; Minot, C.; Eisenstein, O. *Tetrahedron Lett.* **1982**, 23, 615; Ho, S.; Buncel, E. *Isr. J. Chem.* **1985**, 26, 313.

³⁶⁵Buncel, E.; Hoz, S. *Tetrahedron Lett.* **1983**, 24, 4777. For evidence that this is not the sole cause, see Oae, S.; Kadoma, Y. *Can. J. Chem.* **1986**, 64, 1184.

³⁶⁶See Hoz, S. *J. Org. Chem.* **1982**, 47, 3545; Laloi-Diard, M.; Verchere, J.; Gosselin, P.; Terrier, F. *Tetrahedron Lett.* **1984**, 25, 1267.

³⁶⁷For other explanations, see Hudson, R.F.; Hansell, D.P.; Wolfe, S.; Mitchell, D.J. *J. Chem. Soc., Chem. Commun.* **1985**, 1406; Shustov, G.V. *Doklad. Chem.* **1985**, 280, 80. For a discussion, see Herschlag, D.; Jencks, W.P. *J. Am. Chem. Soc.* **1990**, 112, 1951.

³⁶⁸DePuy, C.H.; Della, E.W.; Filley, J.; Grabowski, J.J.; Bierbaum, V.M. *J. Am. Chem. Soc.* **1983**, 105, 2481; Buncel, E.; Um, I. *J. Chem. Soc., Chem. Commun.* **1986**, 595; Terrier, F.; Degorre, F.; Kiffer, D.; Laloi, M. *Bull. Soc. Chim. Fr.* **1988**, 415. For some evidence against this explanation, see Moss, R.A.; Swarup, S.; Ganguli, S. *J. Chem. Soc., Chem. Commun.* **1987**, 860.

³⁶⁹Buncel, E.; Um, I.-H. *Tetrahedron* **2004**, 60, 7801.

³⁷⁰For example, see Kice, J.L.; Legan, E. *J. Am. Chem. Soc.* **1973**, 95, 3912.

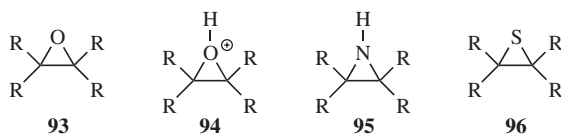
³⁷¹Dixon, J.E.; Bruice, T.C. *J. Am. Chem. Soc.* **1971**, 93, 3248, 6592.

³⁷²Gregory, M.J.; Bruice, T.C. *J. Am. Chem. Soc.* **1967**, 89, 4400; Oae, S.; Kadoma, Y.; Yano, Y. *Bull. Chem. Soc. Jpn.* **1969**, 42, 1110; McIsaac, Jr., J.E.; Subbaraman, L.R.; Subbaraman, J.; Mulhausen, H.A.; Behrman, E.J. *J. Org. Chem.* **1972**, 37, 1037. See, however, Beale, J.H. *J. Org. Chem.* **1972**, 37, 3871; Buncel, E.; Wilson, H.; Chuaqui, C. *J. Am. Chem. Soc.* **1982**, 104, 4896; *Int. J. Chem. Kinet.* **1982**, 14, 823.

The Effect of the Leaving Group

1. *At a Saturated Carbon.* The leaving group comes off more easily the more stable it is as a free entity. This is usually inverse to its basicity, and the best leaving groups are the weakest bases. Thus iodide is the best leaving group among the halides and fluoride the poorest. Since XH is always a weaker base than X^- , nucleophilic substitution is always easier at a substrate RXH^+ than at RX . An example of this effect is that OH and OR are not leaving groups from ordinary alcohols and ethers, but can come off when the groups are protonated, that is, converted to ROH_2^+ or $RORH^+$.³⁷³ Reactions in which the leaving group does not come off until it has been protonated have been called S_N1cA or S_N2cA , depending on whether after protonation the reaction is an S_N1 or S_N2 process (these designations are often shortened to A1 and A2). The cA stands for conjugate acid, since the substitution takes place on the conjugate acid of the substrate. The IUPAC designations for these mechanisms are, respectively, $A_h + D_N + A_N$ and $A_h + A_N D_N$; that is, the same designations as S_N1 and S_N2 , with A_h to show the preliminary step. When another electrophile assumes the role of the proton, the symbol A_e is used instead. The ions ROH_2^+ and $RORH^+$ can be observed as stable entities at low temperatures in super acid solutions.³⁷⁴ At higher temperatures they cleave to give carbocations.

It is obvious that the best nucleophiles (e.g., NH_2^- , ^-OH) cannot take part in S_N1cA or S_N2cA processes, because they would be converted to their conjugate acids under the acidic conditions necessary to protonate the leaving groups.³⁷⁵ Because S_N1 reactions do not require powerful nucleophiles, but do require good leaving groups, most of them take place under acidic conditions. In contrast, S_N2 reactions, which do require powerful nucleophiles (which are generally strong bases), most often take place under basic or neutral conditions.



Another circumstance that increases leaving-group power is ring strain. Ordinary ethers do not cleave at all and protonated ethers only under

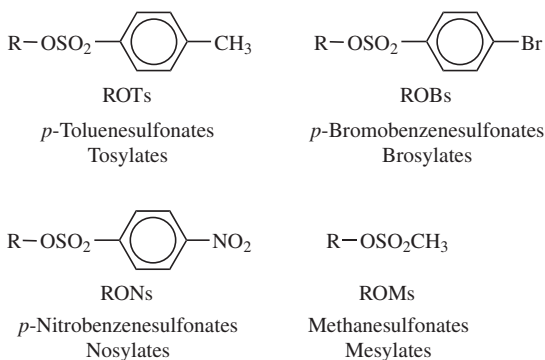
³⁷³For a review of ORH^+ as a leaving group, see Staude, E.; Patat, F., in Patai, S. *The Chemistry of the Ether Linkage*, Wiley, NY, **1967**, pp. 22–46.

³⁷⁴Olah, G.A.; O'Brien, D.H. *J. Am. Chem. Soc.* **1967**, *89*, 1725; Olah, G.A.; Sommer, J.; Namanworth, E. *J. Am. Chem. Soc.* **1967**, *89*, 3576; Olah, J.A.; Olah, G.A., in Olah, G.A.; Schleyer, P.v.R. *Carbonium Ions*, Vol. 2, Wiley, NY, **1970**, pp. 743–747.

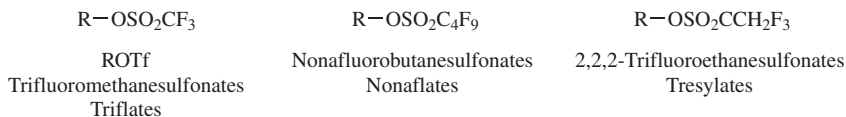
³⁷⁵Even in the gas phase, NH_3 takes a proton from $CH_3OH_2^+$ rather than acting as a nucleophile: Okada, S.; Abe, Y.; Taniguchi, S.; Yamabe, S. *J. Chem. Soc., Chem. Commun.* **1989**, 610.

strenuous conditions, but epoxides³⁷⁶ (**93**) are cleaved quite easily and protonated epoxides (**94**) even more easily. Aziridines (**95**)³⁷⁷ and episulfides (**96**) are also easily cleaved (see p. 518).³⁷⁸

Although halides are common leaving groups in nucleophilic substitution for synthetic purposes, it is often more convenient to use alcohols. Since OH does not leave from ordinary alcohols, it must be converted to a group that does leave. One way is protonation, mentioned above. Another is conversion to a reactive ester, most commonly a sulfonic ester. The sulfonic ester groups *tosylate*, *brosylate*, *nosylate*, and *mesylate* are better leaving groups



than halides and are frequently used.³⁷⁹ Other leaving groups are still better, and compounds containing these groups make powerful alkylating agents. Among them are oxonium ions (ROR_2^+),³⁸⁰ and the fluorinated compounds



³⁷⁶For a review of the reactions of epoxides, see Smith, J.G. *Synthesis* **1984**, 629. For a review of their synthesis and reactions, see Bartók, M.; Láng, K.L., in Patai, S. *The Chemistry of Functional Groups, Supplement E*, Wiley, NY, **1980**, pp. 609–681.

³⁷⁷See Kametani, T.; Honda, T. *Adv. Heterocycl. Chem.* **1986**, 39, 181; Hu, X.E. *Tetrahedron* **2004**, 60, 2701.

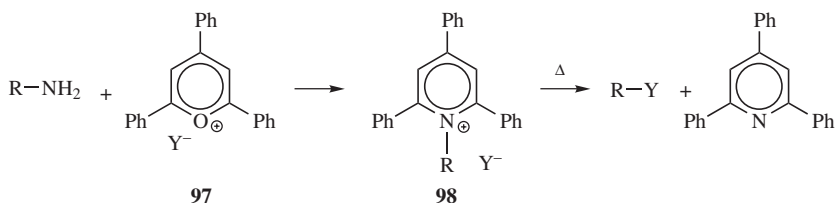
³⁷⁸There is evidence that relief of ring strain is not the only factor responsible for the high rates of ring opening of three-membered rings: Di Vona, M.L.; Illuminati, G.; Lillocci, C. *J. Chem. Soc. Perkin Trans. 2* **1985**, 1943; Bury, A.; Earl, H.A.; Stirling, C.J.M. *J. Chem. Soc., Chem. Commun.* **1985**, 393.

³⁷⁹Bentley, T.W.; Christl, M.; Kemmer, R.; Llewellyn, G.; Oakley, J.E. *J. Chem. Soc. Perkin Trans. 2* **1994**, 2531.

³⁸⁰For a monograph, see Perst, H. *Oxonium Ions in Organic Chemistry*; Verlag Chemie: Deerfield Beach, FL, **1971**, pp. 100–127. For reviews, see Perst, H., in Olah, G.A.; Schleyer, P.v.R. *Carbonium Ions*, Vol. 5, Wiley, NY, **1976**, pp. 1961–2047; Granik, V.G.; Pyatin, B.M.; Glushkov, R.G. *Russ. Chem. Rev.* **1971**, 40, 747. For a discussion of their use, see Curphey, T.J. *Org. Synth.* **VI**, 1021.

triflates³⁸¹ and nonaflates.³⁸¹ *Tresylates* are ~400 times less reactive than triflates, but still ~100 times more reactive than tosylates.³⁸² Halonium ions (RCIR^+ , RBrR^+ , RIR^+), which can be prepared in super acid solutions (p. 236) and isolated as solid SbF_6^- salts, are also extremely reactive in nucleophilic substitution.³⁸³ Of the above types of compound, the most important in organic synthesis are tosylates, mesylates, oxonium ions, and triflates. The others have been used mostly for mechanistic purposes.

The leaving group ability of NH_2 , NHR , and NR_2 are extremely poor,³⁸⁴ but the leaving-group ability of NH_2 can be greatly improved by converting a primary amine RNH_2 to the ditosylate RNTs_2 . The NTs_2 group has been successfully replaced by a number of nucleophiles.³⁸⁵ Another way of converting NH_2 into a good leaving group has been extensively developed by Katritzky and co-workers.³⁸⁶ In this method the amine is converted to a



pyridinium compound (**98**) by treatment with a pyrylium salt (frequently a 2,4,6-triphenylpyrylium salt, **97**).³⁸⁷ When the salt is heated, the counterion acts as a nucleophile. In some cases, a non-nucleophilic ion, such as BF_4^- , is used as the counterion for the conversion **97** \rightarrow **98**, and then Y^- is added to **98**. Among the nucleophiles that have been used successfully in this reaction are I^- , Br^- , Cl^- , F^- , OAc^- , N_3^- , NHR_2 , and H^- . Ordinary NR_2 groups are good leaving groups when the substrate is a Mannich base (these are compounds of the form $\text{RCOCH}_2\text{CH}_2\text{NR}_2$; see reaction **16-19**).³⁸⁸ The elimination–addition mechanism applies in this case.

³⁸¹For reviews of triflates, nonaflates, and other fluorinated ester leaving groups, see Stang, P.J.; Hanack, M.; Subramanian, L.R. *Synthesis* **1982**, 85; Howells, R.D.; McCown, J.D. *Chem. Rev.* **1977**, 77, 69, pp. 85–87.

³⁸²Crossland, R.K.; Wells, W.E.; Shiner, Jr., V.J. *J. Am. Chem. Soc.* **1971**, 93, 4217.

³⁸³Peterson, P.E.; Clifford, P.R.; Slama, F.J. *J. Am. Chem. Soc.* **1970**, 92, 2840; Peterson, P.E.; Waller, F.J. *J. Am. Chem. Soc.* **1972**, 94, 5024; Olah, G.A.; Mo, Y.K. *J. Am. Chem. Soc.* **1974**, 96, 3560.

³⁸⁴For a review of the deamination of amines, see Baumgarten, R.J.; Curtis, V.A., in Patai, S. *The Chemistry of Functional Groups, Supplement F*, pt. 2, Wiley, NY, **1982**, pp. 929–997.

³⁸⁵For references, see Müller, P.; Thi, M.P.N. *Helv. Chim. Acta* **1980**, 63, 2168; Curtis, V.A.; Knutson, F.J.; Baumgarten, R.J. *Tetrahedron Lett.* **1981**, 22, 199.

³⁸⁶For reviews, see Katritzky, A.R.; Marson, C.M. *Angew. Chem. Int. Ed.* **1984**, 23, 420; Katritzky, A.R. *Tetrahedron* **1980**, 36, 679. For reviews of the use of such leaving groups to study mechanistic questions, see Katritzky, A.R.; Sakizadeh, K.; Musumarra, G. *Heterocycles* **1985**, 23, 1765; Katritzky, A.R.; Musumarra, G. *Chem. Soc. Rev.* **1984**, 13, 47.

³⁸⁷For discussions of the mechanism, see Katritzky, A.R.; Brycki, B. *J. Am. Chem. Soc.* **1986**, 108, 7295, and other papers in this series.

³⁸⁸For a review of Mannich bases, see Tramontini, M. *Synthesis* **1973**, 703.

Probably the best leaving group is N_2 from the species RN_2^+ , which can be generated in several ways,³⁸⁹ of which the two most important are the treatment of primary amines with nitrous acid (see p. \$\$\$ for this reaction)



and the protonation of diazo compounds³⁹⁰



No matter how produced, RN_2^+ are usually too unstable to be isolable,³⁹¹ reacting presumably by the $\text{S}_{\text{N}}1$ or $\text{S}_{\text{N}}2$ mechanism.³⁹² Actually, the exact mechanisms are in doubt because the rate laws, stereochemistry, and products have proved difficult to interpret.³⁹³ If there are free carbocations they should give the same ratio of substitution to elimination to rearrangements, and so on, as carbocations generated in other $\text{S}_{\text{N}}1$ reactions, but they often do not. “Hot” carbocations (unsolvated and/or chemically activated) that can hold their configuration have been postulated,³⁹⁴ as have ion pairs, in which ^-OH (or ^-OAc , and so on, depending on how the diazonium ion is generated) is the counterion.³⁹⁵ One class of aliphatic diazonium salts of which several

³⁸⁹For reviews, see Kirmse, W. *Angew. Chem. Int. Ed.* **1976**, *15*, 251; Collins, C.J. *Acc. Chem. Res.* **1971**, *4*, 315; Moss, R.A. *Chem. Eng. News* **1971**, *49*, 28 (No. 48, Nov. 22).

³⁹⁰For a treatise, see Regitz, M.; Maas, G. *Diazo Compounds*, Academic Press, NY, **1986**. For reviews of the reactions of aliphatic diazo compounds with acids, see Hegarty, A.F., in Patai, S. *The Chemistry of Diazonium and Diazo Groups*, pt. 2, Wiley, NY, 1978, pp. 511–591, 571–575; More O’Ferrall, R.A. *Adv. Phys. Org. Chem.* **1967**, *5*, 331. For review of the structures of these compounds, see Studzinskii, O.P.; Korobitsyna, I.K. *Russ. Chem. Rev.* **1970**, *39*, 834.

³⁹¹Aromatic diazonium salts can, of course, be isolated (see Chapter 13), but only a few aliphatic diazonium salts have been prepared (see also, Weiss, R.; Wagner, K.; Priesner, C.; Macheleid, J. *J. Am. Chem. Soc.* **1985**, *107*, 4491). For reviews see Laali, K.; Olah, G.A. *Rev. Chem. Intermed.* **1985**, *6*, 237; Bott, K., in Patai, S.; Rappoport, Z. *The Chemistry of Functional Groups, Supplement C*, pt. 1, Wiley, NY, **1983**, pp. 671–697; Bott, K. *Angew. Chem. Int. Ed.* **1979**, *18*, 259. The simplest aliphatic diazonium ion CH_3N_2^+ has been prepared at -120°C in superacid solution, where it lived long enough for an nmr spectrum to be taken: Berner, D.; McGarrity, J.F. *J. Am. Chem. Soc.* **1979**, *101*, 3135.

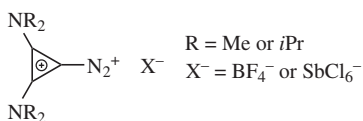
³⁹²For an example of a diazonium ion reacting by an $\text{S}_{\text{N}}2$ mechanism, see Mohrig, J.R.; Keegstra, K.; Maverick, A.; Roberts, R.; Wells, S. *J. Chem. Soc., Chem. Commun.* **1974**, 780.

³⁹³For reviews of the mechanism, see Manuilov, A.V.; Barkhash, V.A. *Russ. Chem. Rev.* **1990**, *59*, 179; Saunders, Jr., W.H.; Cockerill, A.F. *Mechanisms of Elimination Reactions*, Wiley, NY, **1973**, pp. 280–317; in Olah, G.A.; Schleyer, P.v.R. *Carbonium Ions*, Vol. 2, Wiley, NY, **1970**, the articles by Keating, J.T.; Skell, P.S. pp. 573–653; and by Friedman, L. pp. 655–713; White, E.H.; Woodcock, D.J., in Patai, S. *The Chemistry of the Amino Group*, Wiley, NY, **1968**, pp. 440–483; Ref. 389.

³⁹⁴Semenow, D.; Shih, C.; Young, W.G. *J. Am. Chem. Soc.* **1958**, *80*, 5472. For a review of “hot” or “free” carbocations, see Olah, G.A.; Schleyer, P.v.R. *Carbonium Ions*, Vol. 2, Wiley, NY, **1970**, the articles by Keating, J.T.; Skell, P.S. pp. 573–653.

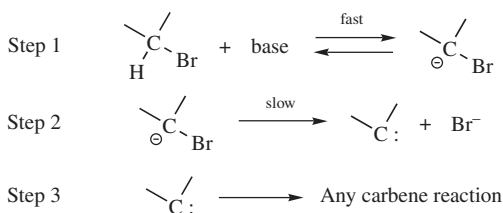
³⁹⁵Collins, C.J. *Acc. Chem. Res.* **1971**, *4*, 315; Collins, C.J.; Benjamin, B.M. *J. Org. Chem.* **1972**, *37*, 4358; White, E.H.; Field, K.W. *J. Am. Chem. Soc.* **1975**, *97*, 2148; Cohen, T.; Daniewski, A.R.; Solash, J. *J. Org. Chem.* **1980**, *45*, 2847; Maskill, H.; Thompson, J.T.; Wilson, A.A. *J. Chem. Soc. Perkin Trans. 2* **1984**, 1693; Connor, J.K.; Maskill, H. *Bull. Soc. Chim. Fr.* **1988**, 342.

members have been isolated as stable salts are the cyclopropenyldiazonium salts:³⁹⁶



Diazonium ions generated from ordinary aliphatic primary amines are usually useless for preparative purposes, since they lead to a mixture of products giving not only substitution by any nucleophile present, but also elimination and rearrangements if the substrate permits. For example, diazotization of *n*-butylamine gave 25% 1-butanol, 5.2% 1-chlorobutane, 13.2% 2-butanol, 36.5% butenes (consisting of 71% 1-butene, 20% *trans*-2-butene, and 9% *cis*-2-butene), and traces of butyl nitrites.³⁹⁷

In the S_N1cA and S_N2cA mechanisms (p. 496) there is a preliminary step, the addition of a proton, before the normal S_N1 or S_N2 process occurs. There are also reactions in which the substrate *loses* a proton in a preliminary step. In these reactions, there is a carbene intermediate.



Once formed by this process, the carbene may undergo any of the normal carbene reactions (see p. 287). When the net result is substitution, this mechanism has been called the S_N1cB (for conjugate base) mechanism.³⁹⁸ Although the slow step is an S_N1 step, the reaction is second order; first order in substrate and first order in base.

Table 10.9 lists some leaving groups in approximate order of ability to leave. The order of leaving-group ability is about the same for S_N1 and S_N2 reactions.

2. At a Carbonyl Carbon. This reaction is discussed in Chapter 16.

³⁹⁶Weiss, R.; Wagner, K.; Priesner, C.; Macheleid, J. *J. Am. Chem. Soc.* **1985**, *107*, 4491.

³⁹⁷Whitmore, F.C.; Langlois, D.P. *J. Am. Chem. Soc.* **1932**, *54*, 3441; Streitwieser, Jr., A.; Schaeffer, W.D. *J. Am. Chem. Soc.* **1957**, *79*, 2888.

³⁹⁸Pearson, R.G.; Edgington, D.N. *J. Am. Chem. Soc.* **1962**, *84*, 4607.

TABLE 10.9. Leaving Groups Listed in Approximate Order of Decreasing Ability to Leave^a

Substrate RX	Common Leaving Groups	
	At Saturated Carbon	At Carbonyl Carbon
RN ₂ ⁺	x	
ROR ₂ ⁺		
ROSO ₂ C ₄ F ₉		
ROSO ₂ CF ₃	x	
ROSO ₂ F		
ROTs, etc. ^b	x	
RI	x	
RBr	x	
ROH ⁺	x (conjugate acid of alcohol)	
RCl	x	x (acyl halides)
RORH ⁺	x (conjugate acid of ether)	
RONO ₂ , etc. ^b		
RSR ₂ ⁺⁴⁰⁰		
RNR ₃ ⁺	x	
RF		
ROCOR ⁴⁰¹	x	x (anhydrides)
RNH ₃ ⁺		
ROAr ⁴⁰²		x (aryl esters)

*(continued)***The Effect of the Reaction Medium³⁹⁹**

The effect of solvent polarity⁴⁰³ on the rate of S_N1 reactions depends on whether the substrate is neutral or positively charged.⁴⁰⁴ For neutral substrates, which constitute the majority of cases, the more polar the solvent, the faster the reaction, since there is a greater charge in the transition state than in the starting compound (Table 10.10⁴⁰⁵) and the energy of an ionic transition state is reduced by polar solvents.

³⁹⁹For a monograph, see Reichardt, C. *Solvents and Solvent Effects in Organic Chemistry*, 2nd ed., VCH, NY, 1988. For reviews, see Klumpp, G.W. *Reactivity in Organic Chemistry*, Wiley, NY, 1982, pp. 186–203; Bentley, T.W.; Schleyer, P.v.R. *Adv. Phys. Org. Chem.* 1977, 14, 1.

⁴⁰⁰For a review of the reactions of sulfonium salts, see Knipe, A.C., in Stirling, C.J.M. *The Chemistry of the Sulphonium Group*, pt. 1, Wiley, NY, 1981, pp. 313–385. See also, Badet, B.; Julia, M.; Lefebvre, C. *Bull. Soc. Chim. Fr.* 1984, II-431.

⁴⁰¹For a review of S_N2 reactions of carboxylic esters, where the leaving group is OCOR', see McMurry, J.E. *Org. React.* 1976, 24, 187.

⁴⁰²Nitro substitution increases the leaving-group ability of ArO groups, and alkyl picrates [2,4,6-ROC₆H₂(NO₂)₃] react at rates comparable to tosylates: Sinnott, M.L.; Whiting, M.C. *J. Chem. Soc. B* 1971, 965. See also, Page, I.D.; Pritt, J.R.; Whiting, M.C. *J. Chem. Soc. Perkin Trans. 2* 1972, 906.

⁴⁰³Mu, L.; Drago, R.S.; Richardson, D.E. *J. Chem. Soc. Perkin Trans. 2*, 1998, 159; Fujio, M.; Saeki, Y.; Nakamoto, K.; Kim, S.H.; Rappoport, Z.; Tsuno, Y. *Bull. Chem. Soc. Jpn.* 1996, 69, 751.

⁴⁰⁴Mitsuhashi, T.; Hirota, H.; Yamamoto, G. *Bull. Chem. Soc. Jpn.* 1994, 67, 824; Bentley, T.W.; Lewellyn, G.; Ryu, Z.H. *J. Org. Chem.* 1998, 63, 4654.

⁴⁰⁵This analysis is due to Ingold, C.K. *Structure and Mechanism in Organic Chemistry*, 2nd ed., Cornell University Press, Ithaca, NY, 1969, pp. 457–463.

TABLE 10.9. (Continued)

Substrate RX	Common Leaving Groups	
	At Saturated Carbon	At Carbonyl Carbon
ROH		x (carboxylic acids)
ROR		x (alkyl esters)
RH		
RNH ₂		x (amides)
RAr		
RR		

^aGroups that are common leaving groups at saturated and carbonyl carbons are indicated.

^bThe substrates ROTs, and so on, includes esters of sulfuric and sulfonic acids in general, for example, ROSO₂OH, ROSO₂OR, ROSO₂R. The substrate RONO₂, and so on, includes inorganic ester leaving groups, such as ROPO(OH)₂ and ROB(OH)₂.

TABLE 10.10. Transition States for S_N1 Reactions of Charged and Uncharged Substrates, and for S_N2 Reactions of the Four Charge Types⁴⁰⁵

Reactants and Transition States		Charge in the Transition State Relative to Starting Materials	How an Increase in Solvent Polarity Affects the Rate
S _N 2	Type I RX + Y ⁻ → Y ^{δ-} •••R•••X ^{δ-}	Dispersed	Small decrease
	Type II RX + Y ⁻ → Y ^{δ+} •••R•••X ^{δ-}	Increased	Large increase
	Type III RX + Y ⁻ → Y ^{δ-} •••R•••X ^{δ+}	Decreased	Large decrease
	Type IV RX + Y ⁻ → Y ^{δ+} •••R•••X ^{δ+}	Dispersed	Small decrease
S _N 1	RX → R ^{δ+} •••X ^{δ-}	Increased	Large increase
	RX ⁻ → R ^{δ-} •••X ^{δ-}	Dispersed	Small decrease

However, when the substrate is positively charged, the charge is more spread out in the transition state than in the starting ion, and a greater solvent polarity slows the reaction. Even for solvents with about the same polarity, there is a difference between protic and aprotic solvents.⁴⁰⁶ The S_N1 reactions of un-ionized substrates are more rapid in protic solvents, which can form hydrogen bonds with the leaving group. Examples of protic solvents are water,⁴⁰⁷ alcohols, and carboxylic acids, while some polar aprotic solvents are DMF, dimethyl sulfoxide (DMSO),⁴⁰⁸ acetonitrile, acetone, sulfur dioxide, and

⁴⁰⁶See, for example, Ponomareva, E.A.; Dvorko, G.F.; Kulik, N.I.; Evtushenko, N.Yu. *Doklad. Chem.* **1983**, 272, 291.

⁴⁰⁷For a study of nucleophilic reactivities in water, see Bug, T.; Mayr, H. *J. Am. Chem. Soc.* **2003**, 125, 12980. For a correlation of the Hammett equation and micellar effects see Brinchi, L.; DiProfio, P.; Germani, R.; Savelli, G.; Spreti, N.; Bunton, L.A. *Eur. J. Org. Chem.* **2000**, 3849.

⁴⁰⁸For reviews of reactions in dimethyl sulfoxide, see Buncel, E.; Wilson, H. *Adv. Phys. Org. Chem.* **1977**, 14, 133; Martin, D.; Weise, A.; Niclas, H. *Angew. Chem. Int. Ed.* **1967**, 6, 318.

hexamethylphosphoramide [(Me₂N)₃PO], HMPA.⁴⁰⁹ An algorithm has been developed to accurately calculate dielectric screening effects in solvents.⁴¹⁰ S_N2 reactions have been done in ionic liquids (see p. 415),⁴¹¹ and in supercritical carbon dioxide (see p. 414).⁴¹²

For S_N2 reactions, the effect of the solvent⁴¹³ depends on which of the four charge types the reaction belongs to (p. 425). In types I and IV, an initial charge is dispersed in the transition state, so the reaction is hindered by polar solvents. In type III, initial charges are *decreased* in the transition state, so that the reaction is even more hindered by polar solvents. Only type II, where the reactants are uncharged but the transition state has built up a charge, is aided by polar solvents. These effects are summarized in Table 10.10.⁴⁰⁵ Westaway has proposed a “solvation rule” for S_N2 reactions, which states that changing the solvent will not change the structure of the transition state for type I reactions, but will change it for type II reactions.⁴¹⁴ For S_N2 reactions also, the difference between protic and aprotic solvents must be considered.⁴¹⁵ For reactions of types I and III the transition state is more solvated in polar aprotic solvents than in protic ones,⁴¹⁶ while (as we saw on p. 490) the original charged nucleophile is less solvated in aprotic solvents⁴¹⁷ (the second factor is generally much greater than the first⁴¹⁸). So the change from, say, methanol to DMSO should greatly increase the rate. As an example, the relative rates at 25°C for the reaction between MeI and Cl⁻ were³³² in MeOH, 1; in HCONH₂ (still protic although a weaker acid), 12.5; in HCONHMe, 45.3; and HCONMe₂, 1.2 × 10⁶. The change in rate in going from a protic to an aprotic solvent is also related to the *size* of the attacking anion. Small ions are solvated best in protic solvents, since hydrogen bonding is most important for them, while large anions are solvated best in aprotic solvents (protic solvents have highly developed structures held together by hydrogen bonds; aprotic solvents have much looser structures, and it is easier for a large anion to be fitted in). So the rate of attack by small anions is most greatly increased by the change from a protic to an aprotic solvent. This may have preparative significance. The review articles in Ref. 400 have lists of several dozen reactions of charge types I and III in which

⁴⁰⁹For reviews of HMPA, see Normant, H. *Russ. Chem. Rev.* **1970**, *39*, 457; *Bull. Soc. Chim. Fr.* **1968**, 791; *Angew. Chem. Int. Ed.* **1967**, *6*, 1046.

⁴¹⁰Klamt, A.; Schüürmann, G. *J. Chem. Soc. Perkin Trans. 2* **1993**, 799.

⁴¹¹Wheeler, C.; West, K.N.; Liotta, C.L.; Eckert, C.A. *Chem. Commun.* **2001**, 887; Kim, D.W.; Song, C.E.; Chi, D.Y. *J. Org. Chem.* **2003**, *68*, 4281; Chiappe, C.; Pieraccini, D.; Saullo, P. *J. Org. Chem.* **2003**, *68*, 6710.

⁴¹²DeSimone, J.; Selva, M.; Tundo, P. *J. Org. Chem.* **2001**, *66*, 4047.

⁴¹³For microsolvation of S_N2 transition states see Craig, S.L.; Brauman, J.I. *J. Am. Chem. Soc.* **1999**, *121*, 6690.

⁴¹⁴Westaway, K.C. *Can. J. Chem.* **1978**, *56*, 2691; Westaway, K.C.; Lai, Z. *Can. J. Chem.* **1989**, *67*, 345.

⁴¹⁵For reviews of the effects of protic and aprotic solvents, see Parker, A.J. *Chem. Rev.* **1969**, *69*, 1; *Adv. Phys. Org. Chem.* **1967**, *5*, 173; *Adv. Org. Chem.* **1965**, *5*, 1; Madaule-Aubry, F. *Bull. Soc. Chim. Fr.* **1966**, 1456.

⁴¹⁶However, even in aprotic solvents, the transition state is less solvated than the charged nucleophile: Magnera, T.F.; Caldwell, G.; Sunner, J.; Ikuta, S.; Kebarle, P. *J. Am. Chem. Soc.* **1984**, *106*, 6140.

⁴¹⁷See, for example, Fuchs, R.; Cole, L.L. *J. Am. Chem. Soc.* **1973**, *95*, 3194.

⁴¹⁸See, however, Haberfield, P.; Clayman, L.; Cooper, J.S. *J. Am. Chem. Soc.* **1969**, *91*, 787.

TABLE 10.11. Relative Rates of Ionization of *p*-Methoxyneophyl Toluenesulfonate in Various Solvents⁴¹⁹

Solvent	Relative Rate	Solvent	Relative Rate
HCOOH	153	Ac ₂ O	0.020
H ₂ O	39	Pyridine	0.013
80% EtOH–H ₂ O	1.85	Acetone	0.0051
AcOH	1.00	EtOAc	6.7×10^{-4}
MeOH	0.947	THF	5.0×10^{-4}
EtOH	0.370	Et ₂ O	3×10^{-5}
Me ₂ SO	0.108	CHCl ₃	} Lower still
Octanoic acid	0.043	Benzene	
MeCN	0.036	Alkanes	
HCONMe ₂	0.029		

yields are improved and reaction times reduced in polar aprotic solvents. Reaction types II and IV are much less susceptible to the difference between protic and aprotic solvents.

Since for most reactions S_N1 rates go up and S_N2 rates go down in solvents of increasing polarity, it is quite possible for the same reaction to go by the S_N1 mechanism in one solvent and the S_N2 in another. Table 10.11 is a list of solvents in order of ionizing power;⁴¹⁹ a solvent high on the list is a good solvent for S_N1 reactions. Trifluoroacetic acid, which was not studied by Smith, Fainberg, and Winstein, has greater ionizing power than any solvent listed in Table 10.11.⁴²⁰ Because it also has very low nucleophilicity, it is an excellent solvent for S_N1 solvolyses. Other good solvents for this purpose are 1,1,1-trifluoroethanol CF₃CH₂OH, and 1,1,1,3,3,3-hexafluoro-2-propanol, (F₃C)₂CHOH.⁴²¹

We have seen how the polarity of the solvent influences the rates of S_N1 and S_N2 reactions. The ionic strength of the medium has similar effects. In general, the addition of an external salt affects the rates of S_N1 and S_N2 reactions in the same way as an increase in solvent polarity, although this is not quantitative; different salts have different effects.⁴²² However, there are exceptions: although the rates of S_N1 reactions are usually increased by the addition of salts (this is called the *salt effect*), addition of the leaving-group ion often decreases the rate (the common-ion effect, p. 434). There is also the special salt effect of LiClO₄, mentioned on p. 439. In addition to these effects, S_N1 rates are also greatly accelerated when there are ions present that specifically help in pulling off the leaving group.⁴²³ Especially

⁴¹⁹Smith, S.G.; Fainberg, A.H.; Winstein, S. *J. Am. Chem. Soc.* **1961**, *83*, 618.

⁴²⁰Capon, B.; McManus, S. *Neighboring Group Participation*, Vol. 1; Plenum, NY, **1976**; Haywood-Farmer, J. *Chem. Rev.* **1974**, *74*, 315; Streitwieser, Jr., A.; Dafforn, G.A. *Tetrahedron Lett.* **1969**, 1263.

⁴²¹Schadt, F.L.; Schleyer, P.v.R.; Bentley, T.W. *Tetrahedron Lett.* **1974**, 2335.

⁴²²See, for example, Duynstee, E.F.J.; Grunwald, E.; Kaplan, M.L. *J. Am. Chem. Soc.* **1960**, *82*, 5654; Bunton, C.A.; Robinson, L. *J. Am. Chem. Soc.* **1968**, *90*, 5965.

⁴²³For a review, see Kevill, D.N., in Patai, S.; Rappoport, Z. *The Chemistry of Functional Groups, Supplement D*, pt. 2, Wiley, NY, **1983**, pp. 933–984.

important are Ag^+ , Hg^{2+} , and Hg_2^{2+} , but H^+ helps to pull off F (hydrogen bonding).⁴²⁴ Even primary halides have been reported to undergo $\text{S}_{\text{N}}1$ reactions when assisted by metal ions.⁴²⁵ This does not mean, however, that reactions in the presence of metallic ions invariably proceed by the $\text{S}_{\text{N}}1$ mechanism. It has been shown that alkyl halides can react with AgNO_2 and AgNO_3 by the $\text{S}_{\text{N}}1$ or $\text{S}_{\text{N}}2$ mechanism, depending on the reaction conditions.⁴²⁶

The effect of solvent has been treated quantitatively (for $\text{S}_{\text{N}}1$ mechanisms, in which the solvent pulls off the leaving group) by a linear free-energy relationship⁴²⁷

$$\log \frac{k}{k_0} = m Y$$

where m is characteristic of the substrate (defined as 1.00 for $t\text{-BuCl}$) and is usually near unity, Y is characteristic of the solvent and measures its "ionizing power," and k_0 is the rate in a standard solvent, 80% aqueous ethanol at 25°C. This is known as the Grunwald–Winstein equation, and its utility is at best limited. The Y values can of course be measured for solvent mixtures too, and this is one of the principal advantages of the treatment, since it is not easy otherwise to assign a polarity arbitrarily to a given mixture of solvents.⁴²⁸ The treatment is most satisfactory for different proportions of a given solvent pair. For wider comparisons, the treatment is not so good quantitatively, although the Y values do give a reasonably good idea of solvolyzing power.⁴²⁹ Table 10.12 contains a list of some Y values.⁴³⁰

Ideally, Y should measure only the ionizing power of the solvent, and should not reflect any backside attack by a solvent molecule in helping the nucleofuge

⁴²⁴For a review of assistance by metallic ions, see Rudakov, E.S.; Kozhevnikov, I.V.; Zamashchikov, V.V. *Russ. Chem. Rev.* **1974**, *43*, 305. For an example of assistance in removal of F by H^+ , see Coverdale, A.K.; Kohnstam, G. *J. Chem. Soc.* **1960**, 3906.

⁴²⁵Zamashchikov, V.V.; Rudakov, E.S.; Bezbozhnaya, T.V.; Matveev, A.A. *J. Org. Chem. USSR* **1984**, *20*, 424. See, however, Kevill, D.N.; Fujimoto, E.K. *J. Chem. Soc., Chem. Commun.* **1983**, 1149.

⁴²⁶Kornblum, N.; Jones, W.J.; Hardies, D.E. *J. Am. Chem. Soc.* **1966**, *88*, 1704; Kornblum, N.; Hardies, D.E. *J. Am. Chem. Soc.* **1966**, *88*, 1707.

⁴²⁷Grunwald, E.; Winstein, S. *J. Am. Chem. Soc.* **1948**, *70*, 846.

⁴²⁸For reviews of polarity scales of solvent mixtures, see Reichardt, C. *Solvents and Solvent Effects in Organic Chemistry*, 2nd ed., VCH, NY, **1988**, pp. 339–405; Langhals, H. *Angew. Chem. Int. Ed.* **1982**, *21*, 724.

⁴²⁹For a criticism of the Y scale, see Abraham, M.H.; Doherty, R.M.; Kamlet, M.J.; Harris, J.M.; Taft, R.W. *J. Chem. Soc. Perkin Trans. 2* **1987**, 1097.

⁴³⁰ Y values are from Fainberg, A.H.; Winstein, S. *J. Am. Chem. Soc.* **1956**, *78*, 2770, except for the value for $\text{CF}_3\text{CH}_2\text{OH}$, which is from Shiner, Jr., V.J.; Dowd, W.; Fisher, R.D.; Hartshorn, S.R.; Kessick, M.A.; Milakofsky, L.; Rapp, M.W. *J. Am. Chem. Soc.* **1969**, *91*, 4838. Y_{OTf} values are from Bentley, T.W.; Llewellyn, G. *Prog. Phys. Org. Chem.* **1990**, *17*, 143–144. Z values are from Kosower, E.M.; Wu, G.; Sorensen, T.S. *J. Am. Chem. Soc.* **1961**, *83*, 3147. See also, Larsen, J.W.; Edwards, A.G.; Dobi, P. *J. Am. Chem. Soc.* **1980**, *102*, 6780. $E_{\text{T}}(30)$ values are from Reichardt, C.; Dimroth, K. *Fortschr. Chem. Forsch.* **1969**, *11*, 1; Reichardt, C. *Angew. Chem. Int. Ed.* **1979**, *18*, 98; Laurence, C.; Nicolet, P.; Reichardt, C. *Bull. Soc. Chim. Fr.* **1987**, 125; Laurence, C.; Nicolet, P.; Lucon, M.; Reichardt, C. *Bull. Soc. Chim. Fr.* **1987**, 1001; Reichardt, C.; Eschner, M.; Schäfer, G. *Liebigs Ann. Chem.* **1990**, 57. Values for many additional solvents are given, in the last five papers. Many values from all of these scales are given, in Reichardt, C. *Solvents and Solvent Effects in Organic Chemistry*, 2nd ed.; VCH, NY, **1988**.

TABLE 10.12. The Y , Y_{OTs} , Z , and E_{T} (30) Values for Some Solvents⁴³⁰

Solvent	Y	Y_{OTs}	Z	E_{T} (30)
CF ₃ COOH		4.57		
H ₂ O	3.5	4.1	94.6	63.1
(CF ₃) ₂ CHOH		3.82		65.3
HCOOH	2.1	3.04		
H ₂ O—EtOH (1:1)	1.7	1.29	90	55.6
CF ₃ CH ₂ OH	1.0	1.77		59.8
HCONH ₂	0.6		83.3	56.6
80% EtOH	0.0	0.0	84.8	53.7
MeOH	-1.1	-0.92	83.6	55.4
AcOH	-1.6	-0.9	79.2	51.7
EtOH	-2.0	-1.96	79.6	51.9
90% dioxane	-2.0	-2.41	76.7	46.7
<i>i</i> PrOH	-2.7	-2.83	76.3	48.4
95% acetone	-2.8	-2.95	72.9	48.3
<i>t</i> -BuOH	-3.3	-3.74	71.3	43.9
MeCN		-3.21	71.3	45.6
Me ₂ SO			71.1	45.1
HCONMe ₂		-4.14	68.5	43.8
Acetone			65.7	42.2
HMPA				40.9
CH ₂ Cl ₂				40.7
Pyridine			64.0	40.5
CHCl ₃			63.2	39.1
PhCl				37.5
THF				37.4
Dioxane				36.0
Et ₂ O				34.5
C ₆ H ₆			54	34.3
PhMe				33.9
CCl ₄				32.4
<i>n</i> -Octane				31.1
<i>n</i> -Hexane				31.0
Cyclohexane				30.9

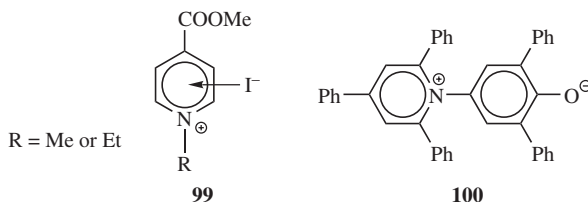
to leave (nucleophilic assistance; k_{s} , p. 456). Actually, there is evidence that many solvents do lend some nucleophilic assistance,⁴³¹ even with tertiary substrates.⁴³² It was proposed that a better measure of solvent “ionizing power” would be a relationship based on 2-adamantyl substrates, rather than *t*-BuCl, since the structure of this system completely prevents backside nucleophilic assistance (p. 480). Such a

⁴³¹A scale of solvent nucleophilicity (as opposed to ionizing power), called the N_{T} scale, has been developed: Kevill, D.N.; Anderson, S.W. *J. Org. Chem.* **1991**, *56*, 1845.

⁴³²For discussions, with references, see Kevill, D.N.; Anderson, S.W. *J. Am. Chem. Soc.* **1986**, *108*, 1579; McManus, S.P.; Neamati-Mazreah, N.; Karaman, R.; Harris, J.M. *J. Org. Chem.* **1986**, *51*, 4876; Abraham, M.H.; Doherty, R.M.; Kamlet, M.J.; Harris, J.M.; Taft, R.W. *J. Chem. Soc. Perkin Trans. 2* **1987**, 913.

scale, called Y_{OTs} , was developed, with m defined as 1.00 for 2-adamantyl tosylate.⁴³³ Some values of Y_{OTs} are given in Table 10.12. These values, which are actually based on both 1- and 2-adamantyl tosylates (both are equally impervious to nucleophilic assistance and show almost identical responses to solvent ionizing power⁴³⁴) are called Y_{OTs} because they apply only to tosylates. It has been found that solvent “ionizing power” depends on the leaving group, so separate scales⁴³⁵ have been set up for OTf,⁴³⁶ Cl,⁴⁰² Br,⁴³⁷ I,⁴³⁸ and other nucleofuges,⁴³⁹ all based on the corresponding adamantyl compounds. A new Y scale has been established based on benzylic bromides.⁴⁴⁰ In part, this was done because benzylic tosylates did not give a linear correlation with the 2-adamantyl Y_{OTs} parameter.⁴⁴¹ This is substrate dependent, since solvolysis of 2,2,-dimethyl-1-phenyl-1-propanol tosylate showed no nucleophilic solvent participation.⁴⁴²

In order to include a wider range of solvents than those in which any of the Y values can be conveniently measured, other attempts have been made at correlating solvent polarities.⁴⁴³ Kosower found that the position of the charge-transfer peak (see p. 115) in the UV spectrum of the complex (**99**) between iodide ion and



⁴³³Schadt, F.L.; Bentley, T.W.; Schleyer, P.v.R. *J. Am. Chem. Soc.* **1976**, *98*, 7667.

⁴³⁴Bentley, T.W.; Carter, G.E. *J. Org. Chem.* **1983**, *48*, 579.

⁴³⁵For a review of these scales, see Bentley, T.W.; Llewellyn, G. *Prog. Phys. Org. Chem.* **1990**, *17*, 121.

⁴³⁶Kevill, D.N.; Anderson, S.W. *J. Org. Chem.* **1985**, *50*, 3330. See also, Creary, X.; McDonald, S.R. *J. Org. Chem.* **1985**, *50*, 474.

⁴³⁷Bentley, T.W.; Carter, G.E. *J. Am. Chem. Soc.* **1982**, *104*, 5741. See also, Liu, K.; Sheu, H. *J. Org. Chem.* **1991**, *56*, 3021.

⁴³⁸Bentley, T.W.; Carter, G.E.; Roberts, K. *J. Org. Chem.* **1984**, *49*, 5183.

⁴³⁹See Bentley, T.W.; Roberts, K. *J. Org. Chem.* **1985**, *50*, 4821; Takeuchi, K.; Ikai, K.; Shibata, T.; Tsugeno, A. *J. Org. Chem.* **1988**, *53*, 2852; Kevill, D.N.; Hawkinson, D.C. *J. Org. Chem.* **1990**, *55*, 5394 and references cited therein.

⁴⁴⁰Fujio, M.; Saeki, Y.; Nakamoto, K.; Yatsugi, K.-i.; Goto, N.; Kim, S.H.; Tsuji, Y.; Rappoport, Z.; Tsuno, Y. *Bull. Chem. Soc. Jpn.* **1995**, *68*, 2603; Liu, K.-T.; Chin, C.-P.; Lin, Y.-S.; Tsao, M.-L. *J. Chem. Res. (S)* **1997**, 18.

⁴⁴¹Fujio, M.; Susuki, T.; Goto, M.; Tsuji, Y.; Yatsugi, K.; Saeki, Y.; Kim, S.H.; Tsuno, Y. *Bull. Chem. Soc. Jpn.* **1994**, *67*, 2233.

⁴⁴²Tsuji, Y.; Fujio, M.; Tsuno, Y. *Tetrahedron Lett.* **1992**, *33*, 349.

⁴⁴³For reviews of solvent polarity scales, see Abraham, M.H.; Grellier, P.L.; Abboud, J.M.; Doherty, R.M.; Taft, R.W. *Can. J. Chem.* **1988**, *66*, 2673; Kamlet, M.J.; Abboud, J.M.; Taft, R.W. *Prog. Phys. Org. Chem.* **1981**, *13*, 485; Shorter, J. *Correlation Analysis of Organic Reactivity*, Wiley, NY, **1982**, pp. 127–172; Reichardt, C.; Dimroth, K. *Fortschr. Chem. Forsch.* **1969**, *11*, 1; Reichardt, C. *Angew. Chem. Int. Ed.* **1979**, *18*, 98; Abraham, M.H. *Prog. Phys. Org. Chem.* **1974**, *11*, 1; Koppel, I.A.; Palm, V.A., in Chapman, N.B.; Shorter, J. *Advances in Linear Free Energy Relationships*, Plenum, NY, **1972**, pp. 203–280; Ref. 443. See also, Chastrette, M.; Rajzmann, M.; Chanon, M.; Purcell, K.F. *J. Am. Chem. Soc.* **1985**, *107*, 1.

1-methyl- or 1-ethyl-4-carbomethoxypyridinium ion was dependent on the polarity of the solvent.⁴⁴⁴ From these peaks, which are very easy to measure, Kosower calculated transition energies that he called *Z* values. These values are thus measures of solvent polarity analogous to *Y* values. Another scale is based on the position of electronic spectra peaks of the pyridinium-*N*-phenolbetaine (**100**) in various solvents.⁴⁴⁵ Solvent polarity values on this scale are called $E_T(30)$ ⁴⁴⁶ values. The $E_T(30)$ values are related to *Z* values by the expression⁴⁴⁷

$$Z = 1.41 E_T(30) + 6.92$$

Table 10.12 shows that *Z* and $E_T(30)$ values are generally in the same order as *Y* values. Other scales, the π^* scale,⁴⁴⁸ the π_{azo}^* scale,⁴⁴⁹ and the Py scale,⁴⁵⁰ are also based on spectral data.⁴⁵¹

Carbon dioxide can be liquefied under high pressure (supercritical CO₂). Several reactions have been done using supercritical CO₂ as the medium, but special apparatus is required. This medium offers many advantages,⁴⁵² and some disadvantages, but is an interesting new area of research.

The effect of solvent on nucleophilicity has already been discussed (pp. 490–495).

Phase-Transfer Catalysis

A difficulty that occasionally arises when carrying out nucleophilic substitution reactions is that the reactants do not mix. For a reaction to take place the reacting molecules must collide. In nucleophilic substitutions the substrate is usually insoluble in water and other polar solvents, while the nucleophile is often an anion, which is soluble in water but not in the substrate or other organic solvents. Consequently, when the two reactants are brought together, their concentrations in the same phase are too low for convenient reaction rates. One way to overcome this

⁴⁴⁴Kosower, E.M.; Wu, G.; Sorensen, T.S. *J. Am. Chem. Soc.* **1961**, *83*, 3147. See also, Larsen, J.W.; Edwards, A.G.; Dobi, P. *J. Am. Chem. Soc.* **1980**, *102*, 6780.

⁴⁴⁵Dimroth, K.; Reichardt, C. *Liebigs Ann. Chem.* **1969**, 727, 93. See also, Haak, J.R.; Engberts, J.B.F.N. *Recl. Trav. Chim. Pays-Bas* **1986**, *105*, 307.

⁴⁴⁶The symbol E_T comes from *energy, transition*. The (30) is used because the ion **100** bore this number in Dimroth, K.; Reichardt, C. *Liebigs Ann. Chem.* **1969**, 727, 93. Values based on other ions have also been reported: See, for example, Reichardt, C.; Harbusch-Görnert, E.; Schäfer, G. *Liebigs Ann. Chem.* **1988**, 839.

⁴⁴⁷Reichardt, C.; Dimroth, K. *Fortschr. Chem. Forsch.* **1969**, *11*, p. 32.

⁴⁴⁸Kamlet, M.J.; Abboud, J.M.; Taft, R.W. *J. Am. Chem. Soc.* **1977**, *99*, 6027; Doherty, R.M.; Abraham, M.H.; Harris, J.M.; Taft, R.W.; Kamlet, M.J. *J. Org. Chem.* **1986**, *51*, 4872; Kamlet, M.J.; Doherty, R.M.; Abboud, J.M.; Abraham, M.H.; Taft, R.W. *CHEMTECH* **1986**, 566, and other papers in this series. See also, Doan, P.E.; Drago, R.S. *J. Am. Chem. Soc.* **1982**, *104*, 4524; Kamlet, M.J.; Abboud, J.M.; Taft, R.W. *Prog. Phys. Org. Chem.* **1981**, *13*, 485; Bekárek, V. *J. Chem. Soc. Perkin Trans. 2* **1986**, 1425; Abe, T. *Bull. Chem. Soc. Jpn.* **1990**, *63*, 2328.

⁴⁴⁹Buncel, E.; Rajagopal, S. *J. Org. Chem.* **1989**, *54*, 798.

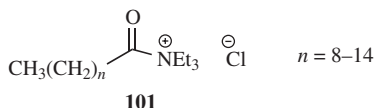
⁴⁵⁰Dong, D.C.; Winnik, M.A. *Can. J. Chem.* **1984**, *62*, 2560.

⁴⁵¹For a review of such scales, see Buncel, E.; Rajagopal, S. *Acc. Chem. Res.* **1990**, *23*, 226.

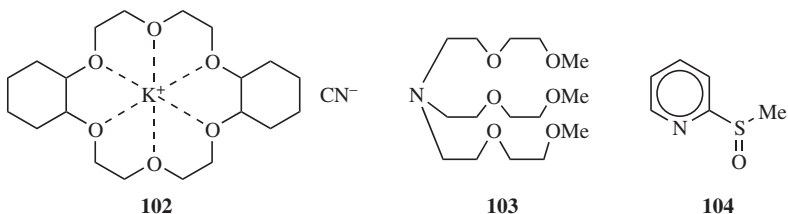
⁴⁵²Kaupp, G. *Angew. Chem. Int. Ed.* **1994**, *33*, 1452.

All the equilibria are normally reached much faster than the actual conversion of RCl to RCN , so the latter is the rate-determining step.

In some cases, the Q^+ ions have such a low solubility in water that virtually all remain in the organic phase.⁴⁵⁶ In such cases the exchange of ions (equilibrium 3) takes place across the interface. Still another mechanism (*the interfacial mechanism*) can operate where OH^- extracts a proton from an organic substrate.⁴⁵⁷ In this mechanism, the OH^- ions remain in the aqueous phase and the substrate in the organic phase; the deprotonation takes place at the interface.⁴⁵⁸ Thermal stability of the quaternary ammonium salt is a problem, limiting the use of some catalysts. The trialkylacyl ammonium halide **101** is thermally stable, however, even at high reaction temperatures.⁴⁵⁹ The use of molten quaternary ammonium salts as ionic reaction media for substitution reactions has also been reported.⁴⁶⁰



2. *Crown Ethers and Other Cryptands.*⁴⁶¹ We saw in Chapter 3 that certain cryptands are able to surround certain cations. In effect, a salt-like KCN is converted by dicyclohexano-18-crown-6 into a new salt (**102**) whose anion is the same, but whose cation is now a much larger species with the positive



charge spread over a large volume and hence much less concentrated. This larger cation is much less solubilized by water than K^+ and much more attracted to organic solvents, although KCN is generally insoluble in organic solvents, the cryptate salt is soluble in many of them. In these cases we do not need an aqueous phase at all but simply add the salt to the organic phase.

⁴⁵⁶Landini, D.; Maia, A.; Montanari, F. *J. Chem. Soc., Chem. Commun.* **1977**, 112; *J. Am. Chem. Soc.* **1978**, *100*, 2796.

⁴⁵⁷For a review, see Rabinovitz, M.; Cohen, Y.; Halpern, M. *Angew. Chem. Int. Ed.* **1986**, *25*, 960.

⁴⁵⁸This mechanism was proposed by Makosza, M. *Pure Appl. Chem.* **1975**, *43*, 439. See also, Dehmlow, E. V.; Thieser, R.; Sasson, Y.; Pross, E. *Tetrahedron* **1985**, *41*, 2927; Mason, D.; Magdassi, S.; Sasson, Y. *J. Org. Chem.* **1990**, *55*, 2714.

⁴⁵⁹Bhalerao, U.T.; Mathur, S.N.; Rao, S.N. *Synth. Commun.* **1992**, *22*, 1645.

⁴⁶⁰Badri, M.; Brunet, J.-J.; Perron, R. *Tetrahedron Lett.* **1992**, *33*, 4435.

⁴⁶¹For a review of this type of phase-transfer catalysis, see Liotta, C., in Patai, S. *The Chemistry of Functional Groups, Supplement E*, Wiley, NY, **1980**, pp. 157–174.

Suitable cryptands have been used to increase greatly the rates of reactions where F^- , Br^- , I^- , ^-OAc , and ^-CN are nucleophiles.⁴⁶² Certain compounds that are not cryptands can act in a similar manner. One example is the podand tris(3,6-dioxaheptyl)amine (**103**), also called TDA-1.⁴⁶³ Another, not related to the crown ethers, is the pyridyl sulfoxide **104**.⁴⁶⁴

Both of the above-mentioned catalyst types get the anions into the organic phase, but there is another factor as well. There is evidence that sodium and potassium salts of many anions, even if they could be dissolved in organic solvents, would undergo reactions very slowly (dipolar aprotic solvents are exceptions) because in these solvents the anions exist as ion pairs with Na^+ or K^+ and are not free to attack the substrate (p. 492). Fortunately, ion pairing is usually much less with the quaternary ions and with the positive cryptate ions, so the anions in these cases are quite free to attack. Such anions are sometimes referred to as “naked” anions.

Not all quaternary salts and cryptands work equally well in all situations. Some experimentation is often required to find the optimum catalyst.

Although phase-transfer catalysis has been most often used for nucleophilic substitutions, it is not confined to these reactions. Any reaction that needs an insoluble anion dissolved in an organic solvent can be accelerated by an appropriate phase-transfer catalyst. We will see some examples in later chapters. In fact, in principle, the method is not even limited to anions, and a small amount of work has been done in transferring cations,⁴⁶⁵ radicals, and molecules.⁴⁶⁶ The reverse type of phase-transfer catalysis has also been reported: transport into the aqueous phase of a reactant that is soluble in organic solvents.⁴⁶⁷ Microwave activated phase-transfer catalysis has been reported.⁴⁶⁸

The catalysts mentioned above are soluble. Certain cross-linked polystyrene resins, as well as alumina⁴⁶⁹ and silica gel, have been used as insoluble phase-transfer catalysts. These, called *triphase catalysts*,⁴⁷⁰ have the advantage of

⁴⁶²See, for example, Liotta, C.; Harris, H.P.; McDermott, M.; Gonzalez, T.; Smith, K. *Tetrahedron Lett.* **1974**, 2417; Sam, D.J.; Simmons, H.E. *J. Am. Chem. Soc.* **1974**, *96*, 2252; Durst, H.D. *Tetrahedron Lett.* **1974**, 2421.

⁴⁶³Soula, G. *J. Org. Chem.* **1985**, *50*, 3717.

⁴⁶⁴Furukawa, N.; Ogawa, S.; Kawai, T.; Oae, S. *J. Chem. Soc. Perkin Trans. 1* **1984**, 1833. See also, Fujihara, H.; Imaoka, K.; Furukawa, N.; Oae, S. *J. Chem. Soc. Perkin Trans. 1* **1986**, 333.

⁴⁶⁵See Armstrong, D.W.; Godat, M. *J. Am. Chem. Soc.* **1979**, *101*, 2489; Iwamoto, H.; Yoshimura, M.; Sonoda, T.; Kobayashi, H. *Bull. Chem. Soc. Jpn.* **1983**, *56*, 796.

⁴⁶⁶See, for example, Dehmlow, E.V.; Slopianka, M. *Chem. Ber.* **1979**, *112*, 2765.

⁴⁶⁷Mathias, L.J.; Vaidya, R.A. *J. Am. Chem. Soc.* **1986**, *108*, 1093; Fife, W.K.; Xin, Y. *J. Am. Chem. Soc.* **1987**, *109*, 1278.

⁴⁶⁸Deshayes, S.; Liagre, M.; Loupy, A.; Luche, J.-L.; Petit, A. *Tetrahedron* **1999**, *55*, 10851.

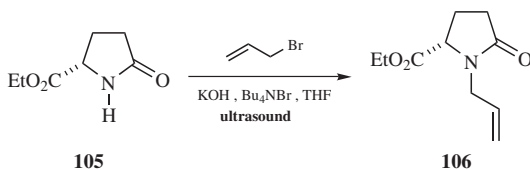
⁴⁶⁹Quici, S.; Regen, S.L. *J. Org. Chem.* **1979**, *44*, 3436.

⁴⁷⁰For reviews, see Regen, S.L. *Nouv. J. Chim.* **1982**, *6*, 629; *Angew. Chem. Int. Ed.* **1979**, *18*, 421. See also, Molinari, H.; Montanari, F.; Quici, S.; Tundo, P. *J. Am. Chem. Soc.* **1979**, *101*, 3920; Bogatskii, A.V.; Luk'yanenko, N.G.; Pastushok, V.N.; Parfenova, M.N. *Doklad. Chem.* **1985**, *283*, 210; Pugia, M.J.; Czech, B.P.; Czech, B.P.; Bartsch, R.A. *J. Org. Chem.* **1986**, *51*, 2945.

simplified product work-up and easy and quantitative catalyst recovery, since the catalyst can easily be separated from the product by filtration.

Influencing Reactivity by External Means

In many cases, reactions are slow. This is sometimes due to poor mixing or the aggregation state of one or more reactants. A powerful technique used to increase reaction rates is *ultrasound* (see p. 349). In this technique, the reaction mixture is subjected to high-energy sound waves, most often 20 KHz, but sometimes higher (a frequency of 20 KHz is about the upper limit of human hearing). When these waves are passed through a mixture, small bubbles form (*cavitation*). Collapse of these bubbles produces powerful shock waves that greatly increase the temperatures and pressures within these tiny regions, resulting in an increased reaction rate.⁴⁷¹ In the common instance where a metal, as a reactant or catalyst, is in contact with a liquid phase, a further effect is that the surface of the metal is cleaned and/or eroded by the ultrasound, allowing the liquid-phase molecules to come into closer contact with the metal atoms. Among the advantages of ultrasound is that it may increase yields, reduce side reactions, and permit the use of lower temperatures and/or pressures. The reaction of pyrrolidinone **105** with allyl bromide, under phase-transfer conditions, gave <10% of the *N*-allyl product, **106**. When the reaction was done under identical conditions, but with exposure to ultrasound (in an ultrasonic bath), the yield of **106** was 78%.⁴⁷² It has been postulated that ultrasound has its best results with reactions that proceed, at least partially, through free-radical intermediates.⁴⁷³



As noted in Chapter 7 (see p. 352), microwave irradiation is used extensively. Reaction times are greatly accelerated in many reactions, and reactions that took hours to be complete in refluxing solvents are done in minutes. Benzyl alcohol was converted to benzyl bromide, for example, using microwave irradiation (650 W) in only 9 min on a doped K10 Montmorillonite clay.⁴⁷⁴ This is a growing and very useful technique.

The rate of many reactions can be increased by application of high pressure.⁴⁷⁵ In solution, the rate of a reaction can be expressed in terms of the activation

⁴⁷¹ Reaction rates can also be increased by running reactions in a microwave oven. For reviews, see Mingos, D.M.P.; Baghurst, D.R. *Chem. Soc. Rev.* **1991**, *20*, 1; Giguere, R.J. *Org. Synth. Theory Appl.* **1989**, *1*, 103.

⁴⁷² Keusenkothen, P.F.; Smith, M.B. *Tetrahedron Lett.* **1989**, *30*, 3369.

⁴⁷³ See Einhorn, C.; Einhorn, J.; Dickens, M.J.; Luche, J. *Tetrahedron Lett.* **1990**, *31*, 4129.

⁴⁷⁴ Kad, G.-L.; Singh, V.; Kuar, K.P.; Singh, J. *Tetrahedron Lett.* **1997**, *38*, 1079.

⁴⁷⁵ Matsumoto, K.; Morris, A.R. *Organic Synthesis at High Pressure*, Wiley, NY, **1991**; Matsumoto, K.; Sera, A.; Uchida, T. *Synthesis* **1985**, *1*; Matsumoto, K.; Sera, A. *Ibid.*, **1985**, 999.

volume, ΔV^\ddagger .⁴⁷⁶

$$\frac{\delta \ln k}{\delta p} = \frac{\Delta V^\ddagger}{RT}$$

The value of ΔV^\ddagger is the difference in partial molal volume between the transition state and the initial state, but it can be approximated by the molar volume.⁴⁷⁶ Increasing pressure decreases the value of ΔV^\ddagger and if ΔV^\ddagger is negative the reaction rate is accelerated. This equation is not strictly obeyed above 10 kbar. If the transition state of a reaction involves bond formation, concentration of charge, or ionization, a negative volume of activation often results. Cleavage of a bond, dispersal of charge, neutralization of the transition state and diffusion control lead to a positive volume of activation. Reactions for which rate enhancement is expected at high pressure include:⁴⁷⁶

1. Reactions in which the number of molecules decreases when starting materials are converted to products: cycloadditions, such as the Diels–Alder (15-60); condensations, such as the Knoevenagel condensation (16-38).
2. Reactions that proceed via cyclic transition states: Claisen (18-33) and Cope (18-32) rearrangements.
3. Reactions that take place through dipolar transition states: Menschutkin reaction (10-31), electrophilic aromatic substitution.
4. Reactions with steric hindrance.

Many high pressure reactions are done neat, but if a solvent is used, the influence of pressure on that solvent is important. The melting point generally increases at elevated pressures, which influences the viscosity of the medium (viscosity of liquids increases approximately two times per kilobar increase in pressure). Controlling the rate of diffusion of reactants in the medium is also important.⁴⁷⁷ In most reactions, pressure is applied (5–20 kbar) at room temperature and then the temperature is increased until reaction takes place.

Ambident (Bidentant) Nucleophiles: Regioselectivity

Some nucleophiles have a pair of electrons on each of two or more atoms, or canonical forms can be drawn in which two or more atoms bear an unshared pair. In these cases, the nucleophile may attack in two or more different ways to give different products. Such reagents are called *ambident nucleophiles*.⁴⁷⁸ In most cases, a nucleophile with two potentially attacking atoms can attack with either of them,

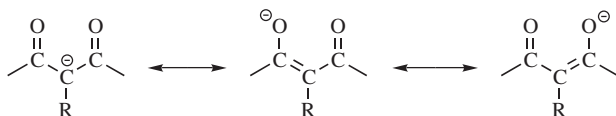
⁴⁷⁶le Noble, W.J. *Progr. Phys. Org. Chem.* **1967**, 5, 207; Isaacs, N.S. *Liquid Phase High Pressure Chemistry*, Wiley, Chichester, **1981**; Asano, T.; le Noble, W.J. *Chem. Rev.* **1978**, 78, 407.

⁴⁷⁷Firestone, R.A.; Vitale, M.A. *J. Org. Chem.* **1981**, 46, 2160.

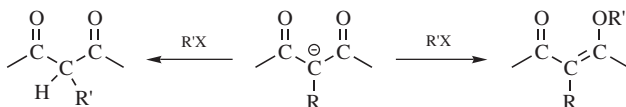
⁴⁷⁸For a monograph, see Reutov, O.A.; Beletskaya, I.P.; Kurts, A.L. *Ambident Anions*, Plenum, NY, **1983**. For a review, see Black, T.H. *Org. Prep. Proced. Int.* **1989**, 21, 179.

depending on conditions, and mixtures are often obtained, although this is not always the case. For example, the nucleophile NCO^- usually gives only isocyanates RNCO and not the isomeric cyanates ROCN .⁴⁷⁹ When a reaction can potentially give rise to two or more structural isomers (e.g., ROCN or RNCO), but actually produces only one, the reaction is said to be *regioselective*⁴⁸⁰ (cf. the definitions of stereoselective, p. 194 and enantioselective, p. 171). Some important ambident nucleophiles are

1. *Ions of the Type* $\text{—CO—}\overset{\ominus}{\text{C}}\text{R—CO—}$. These ions, which are derived by removal of a proton from malonic esters, β -keto esters, β -diketones, and so on, are resonance hybrids:

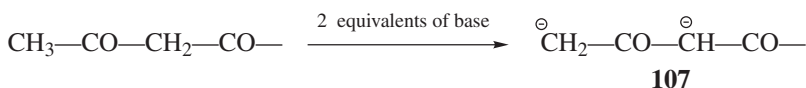


They can thus attack a saturated carbon with their carbon atoms (*C*-alkylation) or with their oxygen atoms (*O*-alkylation):



With unsymmetrical ions, three products are possible, since either oxygen can attack. With a carbonyl substrate the ion can analogously undergo *C*-acylation or *O*-acylation.

2. *Compounds of the Type* $\text{CH}_3\text{CO—CH}_2\text{—CO—}$ Can Give Up Two Protons, if treated with 2 equivalents of a strong enough base, to give dicarbanions:



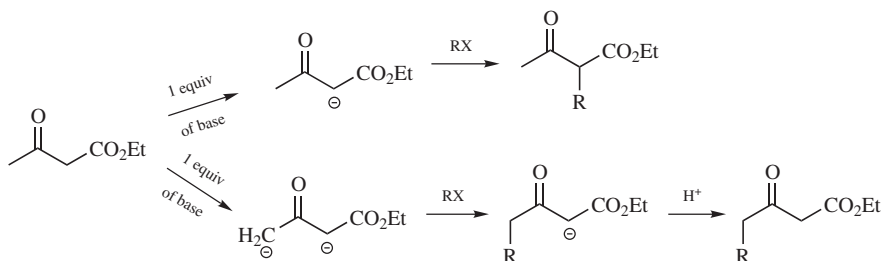
Such ions are ambident nucleophiles, since they have two possible attacking carbon atoms, aside from the possibility of attack by oxygen. In such cases, the attack is virtually always by the more basic carbon.⁴⁸¹ Since the hydrogen of a carbon bonded to two carbonyl groups is more acidic than that of a carbon bonded to just one (see Chapter 8), the CH group of **107** is less basic than the CH_2 group, so the latter attacks the substrate. This gives rise to a useful general principle: whenever we desire to remove a proton at a given

⁴⁷⁹Both cyanates and isocyanates have been isolated in treatment of secondary alkyl iodides with NCO^- : Holm, A.; Wentrup, C. *Acta Chem. Scand.* **1966**, *20*, 2123.

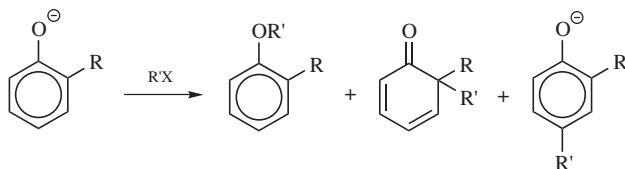
⁴⁸⁰This term was introduced by Hassner, A. *J. Org. Chem.* **1968**, *33*, 2684.

⁴⁸¹For an exception, see Trimitsis, G.B.; Hinkley, J.M.; TenBrink, R.; Faburada, A.L.; Anderson, R.; Poli, M.; Christian, B.; Gustafson, G.; Erdman, J.; Rop, D. *J. Org. Chem.* **1983**, *48*, 2957.

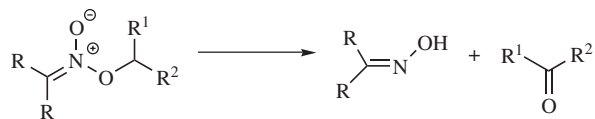
position for use as a nucleophile, but there is a stronger acidic group in the molecule, it may be possible to take off both protons; if it is, then attack is always by the desired position since it is the ion of the weaker acid. On the other hand, if it is desired to attack with the more acidic position, all that is necessary is to remove just one proton.⁴⁸² For example, ethyl acetoacetate can be alkylated at either the methyl or the methylene group (**10-67**):



- 3. The CN^- Ion.** This nucleophile can give nitriles RCN (**10-75**) or isocyanides $RN\equiv C$.
- 4. The Nitrite Ion.** This ion can give nitrite esters $R-O-N=O$ (**10-22**) or nitro compounds RNO_2 (**10-76**), which are not esters.
- 5. Phenoxide ions** (which are analogous to enolate anions) can undergo C -alkylation or O -alkylation:



- 6. Removal of a proton from an aliphatic nitro compound** gives a carbanion ($R_2\bar{C}-NO_2$) that can be alkylated at oxygen or carbon.⁴⁸³ O -Alkylation gives nitronic esters, which are generally unstable to heat but break down to give an oxime and an aldehyde or ketone.



There are many other ambident nucleophiles.

⁴⁸²The use of this principle was first reported by Hauser, C.R.; Harris, C.M. *J. Am. Chem. Soc.* **1958**, *80*, 6360. It has since been applied many times. For reviews, see Thompson, C.M.; Green, D.L.C. *Tetrahedron* **1991**, *47*, 4223; Kaiser, E.M.; Petty, J.D.; Knutson, P.L.A. *Synthesis* **1977**, 509; Harris, T.M.; Harris, C.M. *Org. React.* **1969**, *17*, 155.

⁴⁸³For a review, see Erashko, V.I.; Shevlev, S.A.; Fainzil'berg, A.A. *Russ. Chem. Rev.* **1966**, *35*, 719.

It would be useful to have general rules as to which atom of an ambident nucleophile will attack a given substrate under a given set of conditions.⁴⁸⁴ Unfortunately, the situation is complicated by the large number of variables. It might be expected that the more electronegative atom would always attack, but this is often not the case. Where the products are determined by thermodynamic control (p. 307), the principal product is usually the one in which the atom of higher basicity has attacked (i.e., $C > N > O > S$).⁴⁸⁵ However, in most reactions, the products are kinetically controlled and matters are much less simple. Nevertheless, the following generalizations can be made, while recognizing that there are many exceptions and unexplained results. As in the discussion of nucleophilicity in general (p. 490), there are two major factors: the polarizability (hard–soft character) of the nucleophile and solvation effects.

1. The principle of hard and soft acids and bases states that hard acids prefer hard bases and soft acids prefer soft bases (p. 375). In an S_N1 mechanism, the nucleophile attacks a carbocation, which is a hard acid. In an S_N2 mechanism, the nucleophile attacks the carbon atom of a molecule, which is a softer acid. The more electronegative atom of an ambident nucleophile is a harder base than the less electronegative atom. We may thus make the statement: As the character of a given reaction changes from S_N1 - to S_N2 -like, an ambident nucleophile becomes more likely to attack with its less electronegative atom.⁴⁸⁶ Therefore, changing from S_N1 to S_N2 conditions should favor C attack by ^-CN , N attack by NO_2^- , C attack by enolate or phenoxide ions, etc. As an example, primary alkyl halides are attacked (in protic solvents) by the carbon atom of the anion of CH_3COCH_2COOEt , while α -chloro ethers, which react by the S_N1 mechanism, are attacked by the oxygen atom. However, this does not mean that attack is by the less electronegative atom in all S_N2 reactions and by the more electronegative atom in all S_N1 reactions. The position of attack also depends on the nature of the nucleophile, the solvent, the leaving group, and other conditions. The rule merely states that increasing the S_N2 character of the transition state makes attack by the less electronegative atom more likely.
2. All negatively charged nucleophiles must of course have a positive counterion. If this ion is Ag^+ (or some other ion that specifically helps in removing the leaving group, p. 504), rather than the more usual Na^+ or K^+ , then the transition state is more S_N1 -like. Therefore the use of Ag^+ promotes attack at the more electronegative atom. For example, alkyl halides treated with $NaCN$

⁴⁸⁴For reviews, see Jackman, L.M.; Lange, B.C. *Tetrahedron* **1977**, *33*, 2737; Reutov, O.A.; Kurts, A.L. *Russ. Chem. Rev.* **1977**, *46*, 1040; Gompper, R.; Wagner, H. *Angew. Chem. Int. Ed.* **1976**, *15*, 321.

⁴⁸⁵For an example, see Bégué, J.; Charpentier-Morize, M.; Née, G. *J. Chem. Soc., Chem. Commun.* **1989**, 83.

⁴⁸⁶This principle, sometimes called *Kornblum's rule*, was first stated by Kornblum, N.; Smiley, R.A.; Blackwood, R.K.; Iffland, D.C. *J. Am. Chem. Soc.* **1955**, *77*, 6269.

generally give mostly RCN, but the use of AgCN increases the yield of isocyanides RNC.⁴⁸⁷

3. In many cases, the solvent influences the position of attack. The freer the nucleophile, the more likely it is to attack with its more electronegative atom, but the more this atom is encumbered by either solvent molecules or positive counterions, the more likely is attack by the less electronegative atom. In protic solvents, the more electronegative atom is better solvated by hydrogen bonds than the less electronegative atom. In polar aprotic solvents, neither atom of the nucleophile is greatly solvated, but these solvents are very effective in solvating cations. Thus in a polar aprotic solvent the more electronegative end of the nucleophile is freer from entanglement by both the solvent and the cation, so that a change from a protic to a polar aprotic solvent often increases the extent of attack by the more electronegative atom. An example is attack by sodium β -naphthoxide on benzyl bromide, which resulted in 95% *O*-alkylation in dimethyl sulfoxide and 85% *C*-alkylation in 2,2,2-trifluoroethanol.⁴⁸⁸ Changing the cation from Li^+ to Na^+ to K^+ (in nonpolar solvents) also favors *O*- over *C*-alkylation⁴⁸⁹ for similar reasons (K^+ leaves the nucleophile much freer than Li^+), as does the use of crown ethers, which are good at solvating cations (p. 119).⁴⁹⁰ Alkylation of the enolate anion of cyclohexanone in the gas phase, where the nucleophile is completely free, showed only *O*-alkylation and no *C*-alkylation.⁴⁹¹
4. In extreme cases, steric effects can govern the regioselectivity.⁴⁹²

Ambident Substrates

Some substrates (e.g., 1,3-dichlorobutane) can be attacked at two or more positions. We may call these *ambident substrates*. In the example given, there happen to be

⁴⁸⁷Actually, this reaction is more complicated than it seems on the surface; see Austad, T.; Songstad, J.; Stangeland, L.J. *Acta Chem. Scand.* **1971**, *25*, 2327; Carretero, J.C.; García Ruano, J.L. *Tetrahedron Lett.* **1985**, *26*, 3381.

⁴⁸⁸Kornblum, N.; Berrigan, P.J.; le Noble, W.J. *J. Chem. Soc.* **1963**, *85*, 1141; Kornblum, N.; Seltzer, R.; Haberfield, P. *J. Am. Chem. Soc.* **1963**, *85*, 1148. For other examples, see le Noble, W.J.; Puerta, J.E. *Tetrahedron Lett.* **1966**, 1087; Brieger, G.; Pelletier, W.M. *Tetrahedron Lett.* **1965**, 3555; Heiszwolf, G.J.; Kloosterziel, H. *Recl. Trav. Chim. Pays-Bas* **1970**, *89*, 1153, 1217; Kurts, A.L.; Masias, A.; Beletskaya, I.P.; Reutov, O.A. *J. Org. Chem. USSR* **1971**, *7*, 2323; Schick, H.; Schwarz, H.; Finger, A.; Schwarz, S. *Tetrahedron* **1982**, *38*, 1279.

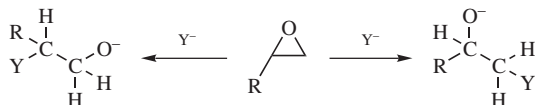
⁴⁸⁹Kornblum, N.; Seltzer, R.; Haberfield, P. *J. Am. Chem. Soc.* **1963**, *85*, 1148; Kurts, A.L.; Beletskaya, I.P.; Masias, A.; Reutov, O.A. *Tetrahedron Lett.* **1968**, 3679. See, however, Sarthou, P.; Bram, G.; Guibe, F. *Can. J. Chem.* **1980**, *58*, 786.

⁴⁹⁰Smith, S.G.; Hanson, M.P. *J. Org. Chem.* **1971**, *36*, 1931; Kurts, A.L.; Dem'yanov, P.I.; Beletskaya, I.P.; Reutov, O.A. *J. Org. Chem. USSR* **1973**, *9*, 1341; Cambillau, C.; Sarthou, P.; Bram, G. *Tetrahedron Lett.* **1976**, 281; Akabori, S.; Tuji, H. *Bull. Chem. Soc. Jpn.* **1978**, *51*, 1197. See also, Zook, H.D.; Russo, T.J.; Ferrand, E.F.; Stotz, D.S. *J. Org. Chem.* **1968**, *33*, 2222; le Noble, W.J.; Palit, S.K. *Tetrahedron Lett.* **1972**, 493.

⁴⁹¹Jones, M.E.; Kass, S.R.; Filley, J.; Barkley, R.M.; Ellison, G.B. *J. Am. Chem. Soc.* **1985**, *107*, 109.

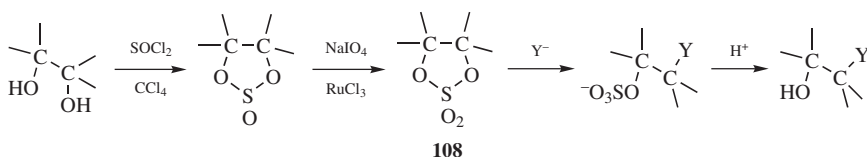
⁴⁹²See, for example, O'Neill, P.; Hegarty, A.F. *J. Org. Chem.* **1987**, *52*, 2113.

two leaving groups in the molecule, but there are two kinds of substrates that are inherently ambident (unless symmetrical). One of these, the allylic type, has already been discussed (p. 469). The other is the epoxy (or the similar aziridine⁴⁹³ or episulfide) substrate.⁴⁹⁴



Substitution of the free epoxide, which generally occurs under basic or neutral conditions, usually involves an S_N2 mechanism. Since primary substrates undergo S_N2 attack more readily than secondary, unsymmetrical epoxides are attacked in neutral or basic solution at the less highly substituted carbon, and stereospecifically, with inversion at that carbon. Under acidic conditions, it is the protonated epoxide that undergoes the reaction. Under these conditions the mechanism can be either S_N1 or S_N2 . In S_N1 mechanisms, which favor tertiary carbons, we might expect that attack would be at the more highly substituted carbon, and this is indeed the case. However, even when protonated epoxides react by the S_N2 mechanism, attack is usually at the more highly substituted position.⁴⁹⁵ Thus, it is often possible to change the direction of ring opening by changing the conditions from basic to acidic or vice versa. In the ring opening of 2,3-epoxy alcohols, the presence of $Ti(O-iPr)_4$ increases both the rate and the regioselectivity, favoring attack at C-3 rather than C-2.⁴⁹⁶ When an epoxide ring is fused to a cyclohexane ring, S_N2 ring opening invariably gives diaxial rather than diequatorial ring opening.⁴⁹⁷

Cyclic sulfates (**108**), prepared from 1,2-diols, react in the same manner as epoxides, but usually more rapidly.⁴⁹⁸



⁴⁹³Chechik, V.O.; Bobylev, V.A. *Acta Chem. Scand. B* **1994**, *48*, 837.

⁴⁹⁴For reviews of S_N reactions at such substrates, see Rao, A.S.; Paknikar, S.K.; Kirtane, J.G. *Tetrahedron* **1983**, *39*, 2323; Behrens, C.H.; Sharpless, K.B. *Aldrichimica Acta* **1983**, *16*, 67; Enikolopyan, N.S. *Pure Appl. Chem.* **1976**, *48*, 317; Fokin, A.V.; Kolomiets, A.F. *Russ. Chem. Rev.* **1976**, *45*, 25; Dermer, O.C.; Ham, G.E. *Ethylenimine and Other Aziridines*; Academic Press, NY, **1969**, pp. 206–273; Akhrem, A.A.; Moiseenkov, A.M.; Dobrynin, V.N. *Russ. Chem. Rev.* **1968**, *37*, 448; Gritter, R.J., in Patai, S. *The Chemistry of the Ether Linkage*, Wiley, NY, **1967**, pp. 390–400.

⁴⁹⁵Ady, J.K.; Parker, R.E. *J. Chem. Soc.* **1963**, 915; Biggs, J.; Chapman, N.B.; Finch, A.F.; Wray, V. *J. Chem. Soc. B* **1971**, 55.

⁴⁹⁶Caron M.; Sharpless, K.B. *J. Org. Chem.* **1985**, *50*, 1557. See also, Chong, J.M.; Sharpless, K.B. *J. Org. Chem.* **1985**, *50*, 1560; Behrens, C.H.; Sharpless, K.B. *J. Org. Chem.* **1985**, *50*, 5696.

⁴⁹⁷Murphy, D.K.; Alumbaugh, R.L.; Rickborn, B. *J. Am. Chem. Soc.* **1969**, *91*, 2649. For a method of overriding this preference, see McKittrick, B.A.; Ganem, B. *J. Org. Chem.* **1985**, *50*, 5897.

⁴⁹⁸Gao, Y.; Sharpless, K.B. *J. Am. Chem. Soc.* **1988**, *110*, 7538; Kim, B.M.; Sharpless, K.B. *Tetrahedron Lett.* **1989**, *30*, 655.

Reactions

The reactions in this chapter are classified according to the attacking atom of the nucleophile in the order O, S, N, halogen, H, C. For a given nucleophile, reactions are classified by the substrate and leaving group, with alkyl substrates usually considered before acyl ones. Nucleophilic substitutions at a sulfur atom are treated at the end.

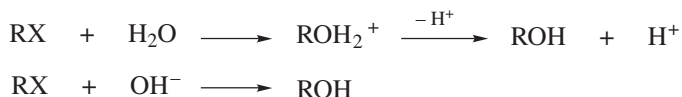
Not all the reactions in this chapter are actually nucleophilic substitutions. In some cases, the mechanisms are not known with enough certainty even to decide whether a nucleophile, an electrophile, or a free radical is attacking. In other cases, conversion of one compound to another can occur by two or even all three of these possibilities, depending on the reagent and the reaction conditions. However, one or more of the nucleophilic mechanisms previously discussed do hold for the overwhelming majority of the reactions in this chapter. For the alkylations, the S_N2 is by far the most common mechanism, as long as R is primary or secondary alkyl. For the acylations, the tetrahedral mechanism is the most common.

OXYGEN NUCLEOPHILES

A. Attack by OH at an Alkyl Carbon

10-1 Hydrolysis of Alkyl Halides

Hydroxy-de-halogenation



Alkyl halides can be hydrolyzed to alcohols. Hydroxide ion is usually required, although particularly active substrates such as allylic or benzylic alcohols can be hydrolyzed by water. Ordinary halides can also be hydrolyzed by water,⁴⁹⁹ if the solvent is HMPA or *N*-methyl-2-pyrrolidinone,⁵⁰⁰ or if the reaction is done in an ionic solvent.⁵⁰¹ In contrast to most nucleophilic substitutions at saturated carbons, this reaction can be performed on tertiary substrates without significant interference from elimination side reactions. Tertiary alkyl α-halocarbonyl compounds can be converted to the corresponding alcohol with silver oxide in aqueous acetonitrile.⁵⁰² The

⁴⁹⁹It has been proposed that the mechanism of the reaction of primary halides with water is not the ordinary S_N2 mechanism, but that the rate-determining process involves a fluctuation of solvent configuration: Kurz, J.L.; Kurz, L.C. *Isr. J. Chem.* **1985**, *26*, 339; Kurz, J.L.; Lee, J.; Love, M.E.; Rhodes, S. *J. Am. Chem. Soc.* **1986**, *108*, 2960.

⁵⁰⁰Hutchins, R.O.; Taffer, I.M. *J. Org. Chem.* **1983**, *48*, 1360.

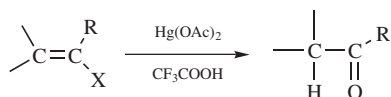
⁵⁰¹Kim, D.W.; Hong, D.J.; Seo, J.W.; Kim, H.S.; Kim, H.K.; Song, C.E.; Chi, D.Y. *J. Org. Chem.* **2004**, *69*, 3186.

⁵⁰²Cavicchioni, G. *Synth. Commun.* **1994**, *24*, 2223.

reaction is not frequently used for synthetic purposes, because alkyl halides are usually obtained from alcohols.

An indirect conversion of halides to alcohols involved triethylborane. The reaction of an α -iodo ester with BEt_3 , followed by reaction with dimethyl sulfide in methanol, gave an α -hydroxy ester.⁵⁰³

Vinyl halides are unreactive (p. 473), but they can be hydrolyzed to ketones at room temperature with mercuric trifluoroacetate, or with mercuric acetate in either

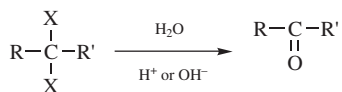


trifluoroacetic acid or acetic acid containing BF_3 etherate.⁵⁰⁴ Primary bromides and iodides give alcohols when treated with bis(tributyltin)oxide $\text{Bu}_3\text{Sn-O-SnBu}_3$ in the presence of silver salts.⁵⁰⁵

OS II, 408; III, 434; IV, 128; VI, 142, 1037.

10-2 Hydrolysis of *gem*-Dihalides

Oxo-de-dihalo-bisubstitution



gem-Dihalides can be hydrolyzed with either acid or basic catalysis to give aldehydes or ketones.⁵⁰⁶ Formally, the reaction may be regarded as giving $\text{R-C}(\text{OH})\text{XR}'$, which is unstable and loses HX to give the carbonyl compound. For aldehydes derived from RCHX_2 , strong bases cannot be used, because the product undergoes the aldol reaction (**16-34**) or the Cannizzaro reaction (**19-81**). A mixture of calcium carbonate and sodium acetate is effective,⁵⁰⁷ and heating to 100°C in DMSO gives good yields.⁵⁰⁸ Heating 1,1-dihaloalkenes ($\text{C}=\text{CX}_2$) with zinc and water leads to the corresponding methyl ketone.⁵⁰⁹

OS I, 95; II, 89, 133, 244, 549; III, 538, 788; IV, 110, 423, 807. Also see, OS III, 737.

⁵⁰³Kihara, N.; Ollivier, C.; Renaud, P. *Org. Lett.* **1999**, *1*, 1419.

⁵⁰⁴Martin, S.F.; Chou, T. *Tetrahedron Lett.* **1978**, 1943; Yoshioka, H.; Takasaki, K.; Kobayashi, M.; Matsumoto, T. *Tetrahedron Lett.* **1979**, 3489.

⁵⁰⁵Gingras, M.; Chan, T.H. *Tetrahedron Lett.* **1989**, *30*, 279.

⁵⁰⁶For a review, see Salomaa, P., in Patai, S. *The Chemistry of the Carbonyl Group*, Vol. 1, Wiley, NY, **1966**, pp. 177-210.

⁵⁰⁷Mataka, S.; Liu, G.-B.; Sawada, T.; Tori-i, A.; Tashiro, M. *J. Chem. Res. (S)* **1995**, 410.

⁵⁰⁸Li, W.; Li, J.; DeVincentis, D.; Masour, T.S. *Tetrahedron Lett.* **2004**, *45*, 1071.

⁵⁰⁹Wang, L.; Li, P.; Yan, J.; Wu, Z. *Tetrahedron Lett.* **2003**, *44*, 4685.

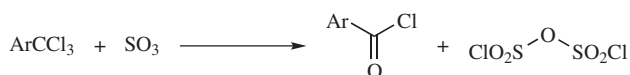
10-3 Hydrolysis of 1,1,1-Trihalides

Hydroxy,oxo-de-trihalo-tersubstitution



This reaction is similar to the previous one. The utility of the method is limited by the lack of availability of trihalides, although these compounds can be prepared by addition of CCl_4 and similar compounds to double bonds (**15-38**) and by the free-radical halogenation of methyl groups on aromatic rings (**14-1**). When the hydrolysis is carried out in the presence of an alcohol, a carboxylic ester can be obtained directly.⁵¹⁰ 1,1-Dichloroalkenes can also be hydrolyzed to carboxylic acids, by treatment with H_2SO_4 . In general 1,1,1-trifluorides do not undergo this reaction,⁵¹¹ although exceptions are known.⁵¹²

Aryl 1,1,1-trihalomethanes can be converted to acyl halides by treatment with sulfur trioxide.⁵¹³



Chloroform is more rapidly hydrolyzed with base than dichloromethane or carbon tetrachloride and gives not only formic acid, but also carbon monoxide.⁵¹⁴ Hine⁵¹⁵ has shown that the mechanism of chloroform hydrolysis is quite different from that of dichloromethane or carbon tetrachloride, although superficially the three reactions appear similar. The first step is the loss of a proton to give CCl_3^- , which then loses Cl^- to give dichlorocarbene CCl_2 , which is hydrolyzed to formic acid or carbon monoxide.



This is an example of an $\text{S}_{\text{N}}1\text{cB}$ mechanism (p. 500). The other two compounds react by the normal mechanisms. Carbon tetrachloride cannot give up a proton and dichloromethane is not acidic enough.

OS III, 270; V, 93. Also see, OS I, 327.

⁵¹⁰See, for example, Le Fave, G.M.; Scheurer, P.G. *J. Am. Chem. Soc.* **1950**, *72*, 2464.

⁵¹¹Sheppard, W.A.; Sharts, C.M. *Organic Fluorine Chemistry*, W.A. Benjamin, NY, **1969**, pp. 410–411; Hudlický, M. *Chemistry of Organic Fluorine Compounds*, 2nd ed., Ellis Horwood, Chichester, **1976**, pp. 273–274.

⁵¹²See, for example, Kobayashi, Y.; Kumadaki, I. *Acc. Chem. Res.* **1978**, *11*, 197.

⁵¹³Rondestedt Jr., C.S. *J. Org. Chem.* **1976**, *41*, 3569, 3574, 3576. For another method, see Nakano, T.; Ohkawa, K.; Matsumoto, H.; Nagai, Y. *J. Chem. Soc., Chem. Commun.* **1977**, 808.

⁵¹⁴For a review, see Kirmse, W. *Carbene Chemistry*, 2nd ed., Academic Press, NY, **1971**, pp. 129–141.

⁵¹⁵Hine, J. *J. Am. Chem. Soc.* **1950**, *72*, 2438. Also, see le Noble, W.J. *J. Am. Chem. Soc.* **1965**, *87*, 2434.

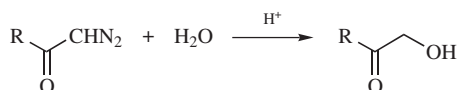
10-4 Hydrolysis of Alkyl Esters of Inorganic Acids**Hydroxy-de-sulfonyloxy-substitution**, and so on.

Esters of inorganic acids, including those given above and others, can be hydrolyzed to alcohols. The reactions are most successful when the ester is that of a strong acid, but it can be done for esters of weaker acids by the use of hydroxide ion (a more powerful nucleophile) or acidic conditions (which make the leaving group come off more easily). When vinylic substrates are hydrolyzed, the products are aldehydes or ketones.



These reactions are all considered at one place because they are formally similar, but although some of them involve R—O cleavage and are thus nucleophilic substitutions at a saturated carbon, others involve cleavage of the bond between the inorganic atom and oxygen and are thus nucleophilic substitutions at a sulfur, nitrogen, etc. It is even possible for the same ester to be cleaved at either position, depending on the conditions. Thus benzhydryl *p*-toluenesulfinate ($\text{Ph}_2\text{CHOSOC}_6\text{H}_4\text{CH}_3$) was found to undergo C—O cleavage in HClO_4 solutions and S—O cleavage in alkaline media.⁵¹⁶ In general, the weaker the corresponding acid, the less likely is C—O cleavage. Thus, sulfonic acid esters $\text{ROSO}_2\text{R}'$ generally give C—O cleavage,⁵¹⁷ while nitrous acid esters RONO usually give N—O cleavage.⁵¹⁸ Esters of sulfonic acids that are frequently hydrolyzed are mentioned on p. 497. For hydrolysis of sulfonic acid esters, see also **16-100**.

OS VI, 852. See also, VIII, 50.

10-5 Hydrolysis of Diazoketones**Hydro,hydroxy-de-diazo-bisubstitution**

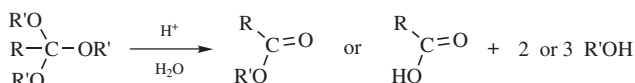
⁵¹⁶Bunton, C.A.; Hendy, B.N. *J. Chem. Soc.* **1963**, 627. For another example, see Batts, B.D. *J. Chem. Soc. B* **1966**, 551.

⁵¹⁷Barnard, P.W.C.; Robertson, R.E. *Can. J. Chem.* **1961**, 39, 881. See also, Drabicky, M.J.; Myhre, P.C.; Reich, C.J.; Schmittou, E.R. *J. Org. Chem.* **1976**, 41, 1472.

⁵¹⁸For a discussion of the mechanism of hydrolysis of alkyl nitrites, see Williams, D.L.H. *Nitrosation*, Cambridge University Press, Cambridge, **1988**, pp. 162–163.

Diazoketones are relatively easy to prepare (see **16-89**). When treated with acid, they add a proton to give α -keto diazonium salts, which are hydrolyzed to the alcohols by the S_N1 or S_N2 mechanism.⁵¹⁹ Relatively good yields of α -hydroxy ketones can be prepared in this way, since the diazonium ion is somewhat stabilized by the presence of the carbonyl group, which discourages N_2 from leaving because that would result in an unstable α -carbonyl carbocation.

10-6 Hydrolysis of Acetals, Enol Ethers, and Similar Compounds⁵²⁰



The alkoxy group OR is not a leaving group, so these compounds must be converted to the conjugate acids before they can be hydrolyzed. Although 100% sulfuric acid and other concentrated strong acids readily cleave simple ethers,⁵²¹ the only acids used preparatively for this purpose are HBr and HI (**10-49**). However, acetals, ketals, and ortho esters⁵²² are easily cleaved by dilute acids. These compounds are hydrolyzed with greater facility because carbocations of the type $\text{RO}-\overset{|}{\text{C}}\text{H}-$ are greatly stabilized by resonance (p. 242). The reactions therefore

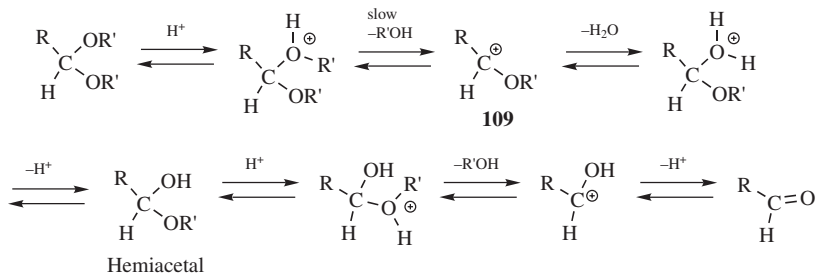
⁵¹⁹Dahn, H.; Gold, H. *Helv. Chim. Acta* **1963**, *46*, 983; Thomas, C.W.; Leveson, L.L. *Int. J. Chem. Kinet.*, **1983**, *15*, 25. For a review of the acidpromoted decomposition of diazoketones, see Smith III, A.B.; Dieter, R.K. *Tetrahedron* **1981**, *37*, 2407.

⁵²⁰For reviews, see Bergstrom, R.G., in Patai, S. *The Chemistry of Functional Groups, Supplement E*, Wiley, NY, **1980**, pp. 881–902; Cockerill, A.F.; Harrison, R.G., in Patai, S. *The Chemistry of Functional Groups, Supplement A*, pt. 1, Wiley, NY, **1977**, pp. 149–329; Cordes, E.H.; Bull, H.G. *Chem. Rev.* **1974**, *74*, 581; Cordes, E.H. *Prog. Phys. Org. Chem.* **1967**, *4*, 1; Salomaa, P., in Patai, S. *The Chemistry of the Carbonyl Group*, Vol. 1, Wiley, NY, **1966**, pp. 184–198; Pindur, U.; Müller, J.; Flo, C.; Witzel, H. *Chem. Soc. Rev.* **1987**, *16*, 75 (ortho esters); Cordes, E.H., in Patai, S. *The Chemistry of Carboxylic Acids and Esters*, Wiley, NY, **1969**, pp. 632–656 (ortho esters); DeWolfe, R.H. *Carboxylic Ortho Acid Derivatives*, Academic Press, NY, **1970**, pp. 134–146 (ortho esters); Rekasheva, A.F. *Russ. Chem. Rev.* **1968**, *37*, 1009 (enol ethers).

⁵²¹Jaques, D.; Leisten, J.A. *J. Chem. Soc.* **1964**, 2683. See also, Olah, G.A.; O'Brien, D.H. *J. Am. Chem. Soc.* **1967**, *89*, 1725.

⁵²²For a review of the reactions of ortho esters, see Pavlova, L.A.; Davidovich, Yu.A.; Rogozhin, S.V. *Russ. Chem. Rev.* **1986**, *55*, 1026.

proceed by the S_N1 mechanism,⁵²³ as shown for acetals:⁵²⁴



This mechanism (which is an S_N1cA or $A1$ mechanism) is the reverse of that for acetal formation by reaction of an aldehyde and an alcohol (**16-5**). Among the facts supporting the mechanism are⁵²⁵ (1) The reaction proceeds with *specific* H_3O^+ catalysis (see p. 373). (2) It is faster in D_2O . (3) Optically active ROH are not racemized. (4) Even with *tert*-butylalcohol the $\text{R}-\text{O}$ bond does not cleave, as shown by ^{18}O labeling.⁵²⁶ (5) In the case of acetophenone ketals, the intermediate corresponding to **109** [$\text{ArCMe}(\text{OR})_2$] could be trapped with sulfite ions (SO_3^{2-}).⁵²⁷ (6) Trapping of this ion did not affect the hydrolysis rate,⁵²⁷ so the rate-determining step must come earlier. (7) In the case of 1,1-dialkoxyalkanes, intermediates corresponding to **109** were isolated as stable ions in super acid solution at -75°C , where their spectra could be studied.⁵²⁸ (8) Hydrolysis rates greatly increase in the order $\text{CH}_2(\text{OR}')_2 < \text{RCH}(\text{OR}') < \text{R}_2\text{C}(\text{OR}')_2 < \text{RC}(\text{OR}')_3$, as would be expected for a carbocation intermediate.⁵²⁹ Formation of **109** is usually the rate-determining step (as marked above), but there is evidence that at least in some cases this step is fast, and the rate-determining step is loss of $\text{R}'\text{OH}$ from the protonated hemiacetal.⁵³⁰ Rate-determining addition of water to **109** has also been reported.⁵³¹

⁵²³For a review of the mechanisms of hydrolysis of acetals and thioacetals, see Satchell, D.P.N.; Satchell, R.S. *Chem. Soc. Rev.* **1990**, *19*, 55.

⁵²⁴Kreevoy, M.M.; Taft, R.W. *J. Am. Chem. Soc.* **1955**, *77*, 3146, 5590.

⁵²⁵For a discussion of these, and of other evidence, see Cordes, E.H. *Prog. Phys. Org. Chem.* **1967**, *4*, 1.

⁵²⁶Cawley, J.J.; Westheimer, F.H. *Chem. Ind. (London)* **1960**, 656.

⁵²⁷Young, P.R.; Jencks, W.P. *J. Am. Chem. Soc.* **1977**, *99*, 8238. See also, Jencks, W.P. *Acc. Chem. Res.* **1980**, *13*, 161; McClelland, R.A.; Ahmad, M. *J. Am. Chem. Soc.* **1978**, *100*, 7027, 7031; Young, P.R.; Bogseth, R.C.; Rietz, E.G. *J. Am. Chem. Soc.* **1980**, *102*, 6268. However, in the case of simple aliphatic acetals, **103** could not be trapped: Amyes, T.L.; Jencks, W.P. *J. Am. Chem. Soc.* **1988**, *110*, 3677.

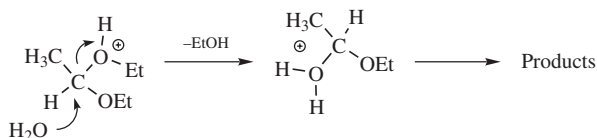
⁵²⁸See White, A.M.; Olah, G.A. *J. Am. Chem. Soc.* **1969**, *91*, 2943; Akhmatdinov, R.T.; Kantor, E.A.; Imashev, U.B.; Yasman, Ya.B.; Rakhmankulov, D.L. *J. Org. Chem. USSR* **1981**, *17*, 626.

⁵²⁹For the influence of alkyl group size on the mechanism see Belarmino, A.T.N.; Froehner, S.; Zanette, D.; Farah, J.P.S.; Bunton, C.A.; Romsted, L.S. *J. Org. Chem.* **2003**, *68*, 706.

⁵³⁰Jensen, J.L.; Lenz, P.A. *J. Am. Chem. Soc.* **1978**, *100*, 1291; Finley, R.L.; Kubler, D.G.; McClelland, R.A. *J. Org. Chem.* **1980**, *45*, 644; Przystas, T.J.; Fife, T.H. *J. Am. Chem. Soc.* **1981**, *103*, 4884; Chiang, Y.; Kresge, A.J. *J. Org. Chem.* **1985**, *50*, 5038; Fife, T.H.; Natarajan, R. *J. Am. Chem. Soc.* **1986**, *108*, 2425, 8050; McClelland, R.A.; Sørensen, P.E. *Acta Chem. Scand.* **1990**, *44*, 1082.

⁵³¹Toullec, J.; El-Alaoui, M. *J. Org. Chem.* **1985**, *50*, 4928; Fife, T.H.; Natarajan, R. *J. Am. Chem. Soc.* **1986**, *108*, 2425, 8050.

While the A1 mechanism shown above operates in most acetal hydrolyses, it has been shown that at least two other mechanisms can take place with suitable substrates.⁵³² In one of these mechanisms the second and third of the above steps are concerted, so that the mechanism is S_N2cA (or A2). This has been shown, for example, in the hydrolysis of 1,1-diethoxyethane, by isotope effect studies:⁵³³



In the second mechanism, the first and second steps are concerted. In the case of hydrolysis of 2-(*p*-nitrophenoxy)tetrahydropyran, *general acid catalysis* was shown⁵³⁴ demonstrating that the substrate is protonated in the rate-determining step (p. 373). Reactions in which a substrate is protonated in the rate-determining step are called A_SE₂ reactions.⁵³⁵ However, if protonation of the substrate were all that happens in the slow step, then the proton in the transition state would be expected to lie closer to the weaker base (p. 373). Because the substrate is a much weaker base than water, the proton should be largely transferred. Since the Brønsted coefficient was found to be 0.5, the proton was actually transferred only about halfway. This can be explained if the basicity of the substrate is increased by partial breaking of the C—O bond. The conclusion drawn is that steps 1 and 2 are concerted. The hydrolysis of ortho esters in most cases is also subject to general acid catalysis.⁵³⁶

The hydrolysis of acetals and ortho esters is governed by the stereoelectronic control factor discussed on p. 1258,⁵³⁷ although the effect can generally be seen only in systems where conformational mobility is limited, especially in cyclic systems. There is evidence for synplanar stereoselection in the acid hydrolysis of

⁵³²For a review, see Fife, T.H. *Acc. Chem. Res.* **1972**, *5*, 264. For a discussion, see Wann, S.R.; Kreevoy, M.M. *J. Org. Chem.* **1981**, *46*, 419.

⁵³³Kresge, A.J.; Weeks, D.P. *J. Am. Chem. Soc.* **1984**, *106*, 7140. See also, Fife, T.H. *J. Am. Chem. Soc.* **1967**, *89*, 3228; Craze, G.; Kirby, A.J.; Osborne, R. *J. Chem. Soc. Perkin Trans. 2* **1978**, 357; Amyes, T.L.; Jencks, W.P. *J. Am. Chem. Soc.* **1989**, *111*, 7888, 7900.

⁵³⁴Fife, T.H.; Brod, L.H. *J. Am. Chem. Soc.* **1970**, *92*, 1681. For other examples, see Kankaanperä, A.; Lahti, M. *Acta Chem. Scand.* **1969**, *23*, 2465; Mori, A.L.; Schaleger, L.L. *J. Am. Chem. Soc.* **1972**, *94*, 5039; Capon, B.; Nimmo, K. *J. Chem. Soc. Perkin Trans. 2* **1975**, 1113; Eliason, R.; Kreevoy, M.M. *J. Am. Chem. Soc.* **1978**, *100*, 7037; Jensen, J.L.; Herold, L.R.; Lenz, P.A.; Trusty, S.; Sergi, V.; Bell, K.; Rogers, P. *J. Am. Chem. Soc.* **1979**, *101*, 4672.

⁵³⁵For a review of A-S_E2 reactions, see Williams Jr., J.M.; Kreevoy, M.M. *Adv. Phys. Org. Chem.* **1968**, *6*, 63.

⁵³⁶Chiang, Y.; Kresge, A.J.; Lahti, M.O.; Weeks, D.P. *J. Am. Chem. Soc.* **1983**, *105*, 6852, and references cited therein; Santry, L.J.; McClelland, R.A. *J. Am. Chem. Soc.* **1983**, *105*, 6138; Fife, T.H.; Przystas, T.J. *J. Chem. Soc. Perkin Trans. 2* **1987**, 143.

⁵³⁷See, for example, Kirby, A.J. *Acc. Chem. Res.* **1984**, *17*, 305; Bouab, O.; Lamaty, G.; Moreau, C. *Can. J. Chem.* **1985**, *63*, 816. See, however, Ratcliffe, A.J.; Mootoo, D.R.; Andrews, C.W.; Fraser-Reid, B. *J. Am. Chem. Soc.* **1989**, *111*, 7661.

acetals.⁵³⁸ The mechanism of Lewis acid-mediated cleavage of chiral acetals is also known.⁵³⁹

Convenient reagents for acetals are wet silica gel⁵⁴⁰ and Amberlyst-15 (a sulfonic acid-based polystyrene cation exchange resin).⁵⁴¹ Both cyclic and acyclic acetals and ketals can be converted to aldehydes or ketones under nonaqueous conditions by treatment with Montmorillonite K10 clay in various solvents,⁵⁴² with Lewis acids, such as $\text{FeCl}_3 \cdot 6 \text{H}_2\text{O}$ in chloroform,⁵⁴³ $\text{Bi}(\text{OTf})_3 \cdot x \text{H}_2\text{O}$,⁵⁴⁴ or 5% $\text{Ce}(\text{OTf})_3$ in wet nitromethane.⁵⁴⁵ Hydrolysis techniques include treatment with β -cyclodextrin in water,⁵⁴⁶ Me_3SiI in CH_2Cl_2 , or CHCl_3 ,⁵⁴⁷ LiBF_4 ,⁵⁴⁸ ceric ammonium nitrate in aqueous acetonitrile,⁵⁴⁹ DDQ⁵⁵⁰ in wet MeCN, or Magtrieve in chloroform.⁵⁵¹

Although acetals, ketals, and ortho esters are easily hydrolyzed by acids, they are extremely resistant to hydrolysis by bases. An aldehyde or ketone can therefore be protected from attack by a base by conversion to the acetal or ketal (**16-5**), and then can be cleaved with acid. Pyridine–HF has also been used for this conversion.⁵⁵² Thioacetals, thioketals, *gem*-diamines, and other compounds that contain any two of the groups OR, OCOR, NR₂, NHCOR, SR, and halogen on the same carbon can also be hydrolyzed to aldehydes or ketones, in most cases, by acid treatment. Several $\text{ArCH}(\text{OAc})_2$ derivatives were hydrolyzed to the aldehyde using Montmorillonite K10,⁵⁵³ alumina with microwaves,⁵⁵⁴ ceric ammonium nitrate on silica gel,⁵⁵⁵ or by heating with CBR_4 in acetonitrile.⁵⁵⁶ Thioacetals $\text{RCH}(\text{SR}')_2$ and thioketals

⁵³⁸Li, S.; Kirby, A.J.; Deslongchamps, P. *Tetrahedron Lett.* **1993**, *34*, 7757.

⁵³⁹Sammakia, T.; Smith, R.S. *J. Org. Chem.* **1992**, *57*, 2997.

⁵⁴⁰Huet, F.; Lechevallier, A.; Pellet, M.; Conia, J.M. *Synthesis* **1978**, 63. See Caballero, G.M.; Gros, E.G. *Synth. Commun.* **1995**, *25*, 395 for hydrolysis of hindered ketals with CuSO_4 on silica gel.

⁵⁴¹Coppola, G.M. *Synthesis* **1984**, 1021.

⁵⁴²Li, T.-S.; Li, S.-H. *Synth. Commun.* **1997**, *27*, 2299; Gautier, E.C.L.; Graham, A.E.; McKillop, A.; Standen, S.T.; Taylor, R.J.K. *Tetrahedron Lett.* **1997**, *38*, 1881.

⁵⁴³Sen, S.E.; Roach, S.L.; Boggs, J.K.; Ewing, G.J.; Magrath, J. *J. Org. Chem.* **1997**, *62*, 6684.

⁵⁴⁴Carrigan, M.D.; Sarapa, D.; Smith, R.C.; Wieland, L.C.; Mohan, R.S. *J. Org. Chem.* **2002**, *67*, 1027.

⁵⁴⁵Dalpozzo, R.; De Nino, A.; Maiuolo, L.; Procopio, A.; Tagarelli, A.; Sindona, G.; Bartoli, G. *J. Org. Chem.* **2002**, *67*, 9093.

⁵⁴⁶Krishnaveni, N. S.; Surendra, K.; Reddy, M. A.; Nageswar, Y. V. D.; Rao, K. R. *J. Org. Chem.* **2003**, *68*, 2018.

⁵⁴⁷Jung, M.E.; Andrus, W.A.; Ornstein, P.L. *Tetrahedron Lett.* **1977**, 4175. See also, Balme, G.; Goré, J. *J. Org. Chem.* **1983**, *48*, 3336.

⁵⁴⁸Lipshutz, B.H.; Harvey, D.F. *Synth. Commun.* **1982**, *12*, 267.

⁵⁴⁹Ates, A.; Gautier, A.; Leroy, B.; Plancher, J.M.; Quesnel, Y.; Markó, I.E. *Tetrahedron Lett.* **1999**, *40*, 1799.

⁵⁵⁰Tanemura, K.; Suzuki, T.; Horaguchi, T. *J. Chem. Soc., Chem. Commun.* **1992**, 979.

⁵⁵¹Ko, J.-y.; Park, S.-T. *Tetrahedron Lett.* **1999**, *40*, 6025.

⁵⁵²Watanabe, Y.; Kiyosawa, Y.; Tatsukawa, A.; Hayashi, M. *Tetrahedron Lett.* **2001**, *42*, 4641.

⁵⁵³Li, T.-S.; Zhang, Z.-H.; Fu, C.-G. *Tetrahedron Lett.* **1997**, *38*, 3285.

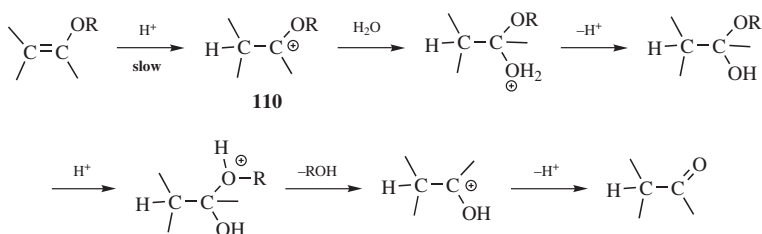
⁵⁵⁴Varma, R.S.; Chatterjee, A.K.; Varma, M. *Tetrahedron Lett.* **1993**, *34*, 3207.

⁵⁵⁵Cotelle, P.; Catteau, J.-P. *Tetrahedron Lett.* **1992**, *33*, 3855.

⁵⁵⁶Ramalingam, T.; Srinivas, R.; Reddy, B.V.S.; Yadav, J.S. *Synth. Commun.* **2001**, *31*, 1091.

$R_2C(SR')_2$ are among those compounds generally resistant to acid hydrolysis.⁵⁵⁷ Because conversion to these compounds (**16-11**) serves as an important method for protection of aldehydes and ketones, many methods have been devised to cleave them to the parent carbonyl compounds. Among reagents⁵⁵⁸ used for this purpose are $HgCl_2$,⁵⁵⁹ $FeCl_3 \cdot 6 H_2O$,⁵⁶⁰ cetyltrimethylammonium tribromide in dichloromethane,⁵⁶¹ *m*-chloroperoxybenzoic acid, and CF_3COOH in CH_2Cl_2 ,⁵⁶² Oxone[®] on wet alumina,⁵⁶³ the Dess–Martin periodinane,⁵⁶⁴ and DDQ in water under photolysis conditions,⁵⁶⁵ and sodium nitrite in aqueous acetyl chloride.⁵⁶⁶ Electrochemical methods have also been used.⁵⁶⁷ Mixed acetals and ketals ($RO-C-SR$) can be hydrolyzed with most of the reagents mentioned above, including *N*-bromosuccinimide (NBS) in aqueous acetone,⁵⁶⁸ and glyoxylic acid on Amberlyst 15 with microwave irradiation.⁵⁶⁹

Enol ethers are readily hydrolyzed by acids; the rate-determining step is protonation of the substrate.⁵⁷⁰ However, protonation does not take place at the oxygen, but at the β carbon,⁵⁷¹ because that gives rise to the stable carbocation **110**.⁵⁷² After that the mechanism is similar to the A1 mechanism given above for the hydrolysis of acetals.



⁵⁵⁷Ali, M.; Satchell, D.P.N. *J. Chem. Soc. Perkin Trans. 2* **1992**, 219; **1993**, 1825; Ali, M.; Satchell, D.P.N.; Le, V.T. *J. Chem. Soc. Perkin Trans. 2* **1993**, 917.

⁵⁵⁸For references to other reagents, see Gröbel, B.; Seebach, D. *Synthesis* **1977**, 357, see pp. 359–367; Cussans, N.J.; Ley, S.V.; Barton, D.H.R. *J. Chem. Soc. Perkin Trans. 1* **1980**, 1654.

⁵⁵⁹Corey, E.J.; Erickson, B.W. *J. Org. Chem.* **1971**, 36, 3553. For a mechanistic study, see Satchell, D.P.N.; Satchell, R.S. *J. Chem. Soc. Perkin Trans. 2* **1987**, 513.

⁵⁶⁰Kamal, A.; Laxman, E.; Reddy, P.S.M.M. *Synlett* **2000**, 1476.

⁵⁶¹Mondal, E.; Bose, G.; Khan, A.T. *Synlett* **2001**, 785.

⁵⁶²Cossy, J. *Synthesis* **1987**, 1113.

⁵⁶³Ceccherelli, P.; Curini, M.; Marcotullio, M.C.; Epifano, F.; Rosati, O. *Synlett*, **1996**, 767.

⁵⁶⁴Langille, N.F.; Dakin, L.A.; Panek, J.S. *Org. Lett.* **2003**, 5, 575. See also, Stork, G.; Zhao, K. *Tetrahedron Lett.* **1989**, 30, 287.

⁵⁶⁵Mathew, L.; Sankararaman, S. *J. Org. Chem.* **1993**, 58, 7576.

⁵⁶⁶Khan, A.T.; Mondal, E.; Sahu, P.R. *Synlett* **2003**, 377.

⁵⁶⁷See Schulz-von Iter, N.; Steckhan, E. *Tetrahedron* **1987**, 43, 2475; Suda, K.; Watanabe, J.; Takanami, T. *Tetrahedron Lett.* **1992**, 33, 1355.

⁵⁶⁸Karimi, B.; Seradj, H.; Tabaei, M.H. *Synlett* **2000**, 1798.

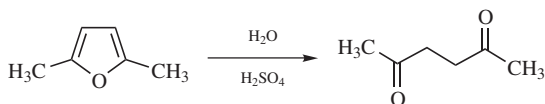
⁵⁶⁹Chavan, S.P.; Soni, P.; Kamat, S.K. *Synlett* **2001**, 1251.

⁵⁷⁰Jones, J.; Kresge, A. J. *Can. J. Chem.* **1993**, 71, 38.

⁵⁷¹Jones, D.M.; Wood, N.F. *J. Chem. Soc.* **1964**, 5400; Okuyama, T.; Fueno, T.; Furukawa, J. *Bull. Chem. Soc. Jpn.* **1970**, 43, 3256; Kreevoy, M.M.; Eliason, R. *J. Phys. Chem.* **1969**, 72, 1313; Lienhard, G.; Wang, T.C. *J. Am. Chem. Soc.* **1969**, 91, 1146; Burt, R.A.; Chiang, Y.; Kresge, A.J.; Szilagyi, S. *Can. J. Chem.* **1984**, 62, 74.

⁵⁷²See Chwang, W.K.; Kresge, A.J.; Wiseman, J.R. *J. Am. Chem. Soc.* **1979**, 101, 6972.

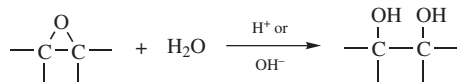
Among the facts supporting this mechanism (which is an A-S_E2 mechanism because the substrate is protonated in the rate-determining step) are (1) the ¹⁸O labeling shows that in ROCH=CH₂ it is the vinyl-oxygen bond and not the RO bond that cleaves;⁵⁷³ (2) the reaction is subject to general acid catalysis;⁵⁷⁴ (3) there is a solvent isotope effect when D₂O is used.⁵⁷⁴ Enamines are also hydrolyzed by acids (see **16-2**); the mechanism is similar. Ketene dithioacetals R₂C=C(SR')₂ also hydrolyze by a similar mechanism, except that the initial protonation step is partially reversible.⁵⁷⁵ Furans represent a special case of enol ethers that are cleaved by acid to give 1,4-diones.⁵⁷⁶ Thus oxonium ions are cleaved by water to give an alcohol and an ether:



OS I, 67, 205; II, 302, 305, 323; III, 37, 127, 465, 470, 536, 541, 641, 701, 731, 800; IV, 302, 499, 660, 816, 903; V, 91, 292, 294, 703, 716, 937, 967, 1088; VI, 64, 109, 312, 316, 361, 448, 496, 683, 869, 893, 905, 996; VII, 12, 162, 241, 249, 251, 263, 271, 287, 381, 495; VIII, 19, 155, 241, 353, 373

10-7 Hydrolysis of Epoxides

(3) *OC-seco*-hydroxy-de-alkoxy-substitution



The hydrolysis of epoxides is a convenient method for the preparation of vic-diols. The reaction is catalyzed by acids or bases (see discussion of the mechanism on p. 518). Among acid catalysts, perchloric acid leads to minimal side reactions,⁵⁷⁷ and 10% Bu₄NHSO₄ in water is effective.⁵⁷⁸ Water reacts with epoxides in the presence of β-cyclodextrin to give the corresponding diol.⁵⁷⁹ Dimethyl sulfoxide is a superior solvent for the alkaline hydrolysis of epoxides.⁵⁸⁰ Water at 10 kbar and 60°C opens epoxides with high stereoselectivity,⁵⁸¹ and epoxide hydrolase

⁵⁷³Kiprianova, L.A.; Rekasheva, A.F. *Dokl. Akad. Nauk SSSR*, **1962**, 142, 589.

⁵⁷⁴Fife, T.H. *J. Am. Chem. Soc.* **1965**, 87, 1084; Salomaa, P.; Kankaanperä, A.; Lajunen, M. *Acta Chem. Scand.* **1966**, 20, 1790; Kresge, A.J.; Yin, Y. *Can. J. Chem.* **1987**, 65, 1753.

⁵⁷⁵For a review, see Okuyama, T. *Acc. Chem. Res.* **1986**, 19, 370.

⁵⁷⁶Enzymatic hydrolysis of 2,5-dimethylfuran gave hex-3-en-2,5-dione. See Finlay, J.; McKervey, M.A.; Gunaratne, H.Q.N. *Tetrahedron Lett.* **1998**, 39, 5651.

⁵⁷⁷Fieser, L.F.; Fieser, M. *Reagents for Organic Synthesis* Vol. 1, Wiley, NY, **1967**, p. 796.

⁵⁷⁸Fan, R.-H.; Hou, X.-L. *Org. Biomol. Chem.* **2003**, 1, 1565.

⁵⁷⁹Reddy, M.A.; Reddy, L.R.; Bhanumthi, N.; Rao, K.R. *Org. Prep. Proceed. Int.* **2002**, 34, 537.

⁵⁸⁰Berti, G.; Macchia, B.; Macchia, F. *Tetrahedron Lett.* **1965**, 3421.

⁵⁸¹Kotsuki, H.; Kataoka, M.; Nishizawa, H. *Tetrahedron Lett.* **1993**, 34, 4031.

opens epoxides with high enantioselectivity.⁵⁸² Cobalt salen [salen = bis(salicylidene)ethylenediamine] catalysts, in the presence of water, open epoxides with high stereoselectivity.⁵⁸³ Photolysis of epoxy-ketones in the presence of 1,3-dimethylbenzimidazoline in AcOH/THF leads to β -hydroxy ketones.⁵⁸⁴

OS V, 414.

B. Attack by OR at an Alkyl Carbon

10-8 Alkylation With Alkyl Halides: The Williamson Reaction

Alkoxy-de-halogenation



The *Williamson reaction*, discovered in 1850, is still the best general method for the preparation of unsymmetrical or symmetrical ethers.⁵⁸⁵ The reaction can also be carried out with aromatic R', although C-alkylation is sometimes a side reaction (see p. 515).⁵⁸⁶ The normal method involves treatment of the halide with alkoxide or aroxide ion prepared from an alcohol or phenol, although methylation using dimethyl carbonate has been reported.⁵⁸⁷ It is also possible to mix the halide and alcohol or phenol directly with Cs₂CO₃ in acetonitrile,⁵⁸⁸ or with solid KOH in Me₂SO.⁵⁸⁹ The reaction can also be carried out in a dry medium,⁵⁹⁰ on zeolite-HY⁵⁹¹ or neat⁵⁹² or in solvents⁵⁹³ using microwave irradiation. Williamson ether synthesis in ionic liquids has also been reported.⁵⁹⁴ The reaction is not successful for tertiary R (because of elimination), and low yields are often obtained with secondary R. Mono-ethers can be formed from diols and alkyl halides.⁵⁹⁵ Many other

⁵⁸²Zhao, L.; Han, B.; Huang, Z.; Miller, M.; Huang, H.; Malashock, D.S.; Zhu, Z.; Milan, A.; Robertson, D.E.; Weiner, D.P.; Burk, M. J. *J. Am. Chem. Soc.* **2004**, *126*, 11156; See also, Pedragosa-Moreau, S.; Archelas, A.; Furstoss, R. *Tetrahedron Lett.* **1996**, *37*, 3319.

⁵⁸³Ready, J.M.; Jacobsen, E.N. *J. Am. Chem. Soc.* **2001**, *123*, 2687.

⁵⁸⁴Hasegawa, E.; Chiba, N.; Nakajima, A.; Suzuki, K.; Yoneoka, A.; Iwaya, K. *Synthesis* **2001**, 1248. For a related reaction with NO, see Liu, Z.; Li, R.; Yang, D.; Wu, L. *Tetrahedron Lett.* **2004**, *45*, 1565.

⁵⁸⁵For a review, see Feuer, H.; Hooz, J., in Patai, S. *The Chemistry of the Ether Linkage*, Wiley, NY, **1967**, pp. 446–450, 460–468.

⁵⁸⁶For a list of reagents used to convert alcohols and phenols to ethers, see Larock, R.C. *Comprehensive Organic Transformations*, 2nd ed., Wiley-VCH, NY, **1999**, pp. 890–893.

⁵⁸⁷Ouk, S.; Thiebaud, S.; Borredon, E.; Legars, P.; Lecomte, L. *Tetrahedron Lett.* **2002**, *43*, 2661.

⁵⁸⁸Lee, J.C.; Yuk, J.Y.; Cho, S.H. *Synth. Commun.* **1995**, *25*, 1367.

⁵⁸⁹Benedict, D.A.; Bianchi, T.A.; Cate, L.A. *Synthesis* **1979**, 428; Johnstone, R.A.W.; Rose, M.E. *Tetrahedron* **1979**, *35*, 2169. See also, Loupy, A.; Sansoulet, J.; Vaziri-Zand, F. *Bull. Soc. Chim. Fr.* **1987**, 1027.

⁵⁹⁰Bogdal, D.; Pieliuchowski, J.; Jaskot, K. *Org. Prep. Proceed. Int.* **1998**, *30*, 427.

⁵⁹¹Gadhwal, S.; Boruah, A.; Prajapati, D.; Sandhu, J.S. *Synth. Commun.* **1999**, *29*, 1921.

⁵⁹²Yuncheng, Y.; Yulin, J.; Jun, P.; Xiaohui, Z.; Conggui, Y. *Gazz. Chim. Ital.*, **1993**, *123*, 519.

⁵⁹³Paul, S.; Gupta, M. *Tetrahedron Lett.* **2004**, *45*, 8825.

⁵⁹⁴In bmim PF₆, 1-butyl-3-methylimidazolium hexafluorophosphate: Xu, Z.Y.; Xu, D.Q.; Liu, B.Y. *Org. Prep. Proceed. Int.* **2004**, *36*, 156.

⁵⁹⁵For an example, see Jha, S.C.; Joshi, N.N. *J. Org. Chem.* **2002**, *67*, 3897.

functional groups can be present in the molecule without interference. Ethers with one tertiary group *can* be prepared by treatment of an alkyl halide or sulfate ester (**10-10**) with a tertiary alkoxide $R'O^-$. Di-*tert*-butylether was prepared in high yield by direct attack by *t*-BuOH on the *tert*-butylation (at -80°C in SO_2ClF).⁵⁹⁶ Di-*tert*-alkyl ethers in general have proved difficult to make, but they can be prepared in low-to-moderate yields by treatment of a tertiary halide with Ag_2CO_3 or Ag_2O .⁵⁹⁷ Active halides, such as Ar_3CX , may react directly with the alcohol without the need for the more powerful nucleophile alkoxide ion.⁵⁹⁸ Even tertiary halides have been converted to ethers in this way, with no elimination,⁵⁹⁹ and hindered alcohols react as well.⁶⁰⁰ Treatment of tertiary halides ($\text{R}_3\text{C}-\text{Cl}$) with zinc acetate and ultrasound leads to the corresponding acetate ($\text{R}_3\text{C}-\text{OAc}$) in a related reaction.⁶⁰¹ The mechanism in these cases is of course $\text{S}_{\text{N}}1$. *tert*-Butyl halides can be converted to aryl *tert*-butylethers by treatment with phenols and an amine, such as pyridine.⁶⁰² Aryl alkyl ethers can be prepared from alkyl halides by treatment with an aryl acetate (instead of a phenol) in the presence of K_2CO_3 and a crown ether.⁶⁰³ It is possible to selectively alkylate the primary hydroxyl in a diol $\text{HOCH}_2\text{CH}(\text{OH})\text{R}$ using a tin complex.⁶⁰⁴ It is also possible to hydrogenate aldehydes and ketones (**19-36**) and trap the intermediate with an alcohol to form an ether.⁶⁰⁵ The palladium-catalyzed displacement of allylic acetates with aliphatic alcohols has been shown to give the corresponding alkyl allyl ether.⁶⁰⁶ The rhodium-catalyzed conversion of allylic carbonates to allylic benzyl ethers has also been reported.⁶⁰⁷ Aryl ethers have been prepared using Mitsunobu conditions (see **10-17**).⁶⁰⁸

gem-Dihalides react with alkoxides to give acetals, and 1,1,1-trihalides give ortho esters.⁶⁰⁹ Both aryl alkyl and dialkyl ethers can be efficiently prepared with

⁵⁹⁶Olah, G.A.; Halpern, Y.; Lin, H.C. *Synthesis* **1975**, 315. For another synthesis of di-*tert*-butyl ether, see Masada, H.; Yonemitsu, T.; Hirota, K. *Tetrahedron Lett.* **1979**, 1315.

⁵⁹⁷Masada, H.; Sakajiri, T. *Bull. Chem. Soc. Jpn.* **1978**, *51*, 866.

⁵⁹⁸For a review of reactions in which alcohols serve as nucleophiles, see Salomaa, P.; Kankaanperä, A.; Pihlaja, K., in Patai, S. *The Chemistry of the Hydroxyl Group*, pt. 1, Wiley, NY, **1971**, pp. 454–466.

⁵⁹⁹Biordi, J.; Moelwyn-Hughes, E.A. *J. Chem. Soc.* **1962**, 4291.

⁶⁰⁰Aspinall, H.C.; Greeves, N.; Lee, W.-M.; McIver, E.G.; Smith, P.M. *Tetrahedron Lett.* **1997**, *38*, 4679.

⁶⁰¹Jayasree, J.; Rao, J.M. *Synth. Commun.* **1996**, *26*, 1103.

⁶⁰²Masada, H.; Oishi, Y. *Chem. Lett.* **1978**, 57. For another method, see Camps, F.; Coll, J.; Moretó, J.M. *Synthesis* **1982**, 186.

⁶⁰³Banerjee, S.K.; Gupta, B.D.; Singh, K. *J. Chem. Soc., Chem. Commun.* **1982**, 815.

⁶⁰⁴Boons, G.-J.; Castle, G.H.; Clase, J.A.; Grice, P.; Ley, S.V.; Pinel, C. *Synlett*, **1993**, 913.

⁶⁰⁵Bethmont, V.; Fache, F.; LeMaire, M. *Tetrahedron Lett.* **1995**, *36*, 4235.

⁶⁰⁶Nakagawa, H.; Hirabayashi, T.; Sakaguchi, S.; Ishii, Y. *J. Org. Chem.* **2004**, *69*, 3474; Haight, A.R.; Stoner, E.J.; Peterson, M.J.; Grover, V.K. *J. Org. Chem.* **2003**, *68*, 8092.


⁶⁰⁷Evans, P.A.; Leahy, D.K. *J. Am. Chem. Soc.* **2002**, *124*, 7882.

⁶⁰⁸Lepore, S.D.; He, Y. *J. Org. Chem.* **2003**, *68*, 8261.

⁶⁰⁹For a review of the formation of ortho esters by this method, see DeWolfe, R.H. *Carboxylic Ortho Acid Derivatives*, Academic Press, NY, **1970**, pp. 12–18.

the use of phase transfer catalysis (p. 511)⁶¹⁰ and with micellar catalysis.⁶¹¹ Symmetrical benzylic ethers have been prepared by reaction of benzylic alcohols with Mg/I_2 followed by triflic anhydride.⁶¹²

Hydroxy groups can be protected⁶¹³ by reaction of their salts with chloromethyl methyl ether.



This protecting group is known as MOM (methoxymethyl) and such compounds are called MOM ethers. The resulting acetals are stable to bases and are easily cleaved with mild acid treatment (**10-7**). Another protecting group, the 2-methoxyethoxymethyl group (the MEM group), is formed in a similar manner. Both MOM and MEM groups can be cleaved with dialkyl- and diarylboron halides, such as Me_2BBr .⁶¹⁴

Aryl cyanates⁶¹⁵ can be prepared by reaction of phenols with cyanogen halides in the presence of a base: $ArO^- + ClCN \rightarrow ArOCN + Cl^-$.⁶¹⁶ This reaction has also been applied to certain alkyl cyanates.⁶¹⁷

Most Williamson reactions proceed by the S_N2 mechanism, but there is evidence (see p. 446) that in some cases the SET mechanism can take place, especially with alkyl iodides.⁶¹⁸ Secondary alcohols have been converted to the corresponding methyl ether by reaction with methanol in the presence of ferric nitrate nonahydrate.⁶¹⁹ Vinyl ethers have been formed by coupling tetravinyl tin with phenols, in the presence of cupric acetate and oxygen.⁶²⁰ The palladium-catalyzed coupling of vinyl triflates and phenols has also been reported.⁶²¹

⁶¹⁰For reviews, see Starks, C.M.; Liotta, C. *Phase Transfer Catalysis*, Springer, NY, **1978**, pp. 128–138; Weber, W.P.; Gokel, G.W. *Phase Transfer Catalysis in Organic Synthesis*, Springer, NY, **1977**, pp. 73–84. See also, Dueno, E.E.; Chu, F.; Kim, S.-I.; Jung, K.W. *Tetrahedron Lett.* **1999**, *40*, 1843; Eynde, J.J.V.; Maillieux, I. *Synth. Commun.* **2001**, *31*, 1. For the use of phase-transfer catalysis to convert one OH group of a diol or triol to a mono ether with selectivity, see de la Zerda, J.; Barak, G.; Sasson, Y. *Tetrahedron* **1989**, *45*, 1533.

⁶¹¹Juršić, B. *Tetrahedron* **1988**, *44*, 6677.

⁶¹²Nishiyama, T.; Kameyama, H.; Maekawa, H.; Watanuki, K. *Can. J. Chem.* **1999**, *77*, 258.

⁶¹³For other protecting groups for OH, see Wuts, P.G.M.; Greene, T.W. *Protective Groups in Organic Synthesis Vol. II*, Wiley, NY, **1991**, pp. 15–104; Wuts, P.G.M.; Greene, T.W. *Protective Groups in Organic Synthesis*, 3rd ed., Wiley, New York, **1999**, pp. 23–127; Corey, E.J.; Gras, J.; Ulrich, P. *Tetrahedron Lett.* **1976**, 809 and references cited therein.

⁶¹⁴Guindon, Y.; Yoakim, C.; Morton, H.E. *J. Org. Chem.* **1984**, *49*, 3912. For other methods, see Williams, D.R.; Sakdarat, S. *Tetrahedron Lett.* **1983**, *24*, 3965; Hanessian, S.; Delorme, D.; Dufresne, Y. *Tetrahedron Lett.* **1984**, *25*, 2515; Rigby, J.H.; Wilson, J.Z. *Tetrahedron Lett.* **1984**, *25*, 1429.

⁶¹⁵For reviews of alkyl and aryl cyanates, see Jensen, K.A.; Holm, A., in Patai, S. *The Chemistry of Cyanates and Their Thio Derivatives*, pt. 1, Wiley, NY, **1977**, pp. 569–618; Grigat, E.; Pütter, R. *Angew. Chem. Int. Ed.* **1967**, *6*, 206.

⁶¹⁶Grigat, E.; Pütter, R. *Chem. Ber.* **1964**, *97*, 3012; Martin, D.; Bauer, M. *Org. Synth.* **VII**, 435.

⁶¹⁷Kauer, J.C.; Henderson, W.W. *J. Am. Chem. Soc.* **1964**, *86*, 4732.

⁶¹⁸Ashby, E.C.; Bae, D.; Park, W.; Depriest, R.N.; Su, W. *Tetrahedron Lett.* **1984**, *25*, 5107.

⁶¹⁹Namboodiri, V.V.; Varma, R.S. *Tetrahedron Lett.* **2002**, *43*, 4593.

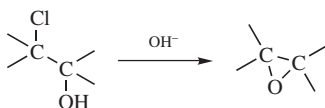
⁶²⁰Blouin, M.; Frenette, R. *J. Org. Chem.* **2001**, *66*, 9043.

⁶²¹Willis, M.C.; Taylor, D.; Gillmore, A.T. *Chem. Commun.* **2003**, 2222.

OS **I**, 75, 205, 258, 296, 435; **II**, 260; **III**, 127, 140, 209, 418, 432, 544; **IV**, 427, 457, 558, 590, 836; **V**, 251, 258, 266, 403, 424, 684; **VI**, 301, 361, 395, 683; **VII**, 34, 386, 435; **VIII**, 26, 161, 155, 373; **80**, 227.

10-9 Epoxide Formation (Internal Williamson Ether Synthesis)

(3) *OC-cyclo-Alkoxy-de-halogenation*



This is a special case of **10-8**. The base removes the proton from the OH group and the resulting alkoxide subsequently attacks in an internal S_N2 reaction.⁶²² Many epoxides have been made in this way.⁶²³ The course of the reaction can be influenced by neighboring group effects.⁶²⁴ The method can also be used to prepare larger cyclic ethers: five- and six-membered rings.⁶²⁵ Additional treatment with base yields the glycol (**10-7**). Thiiranes can be prepared by the reaction of α -chloro ketones with $(EtO)_2P(=O)-SH$ and $NaBH_4-Al_2O_3$ with microwave irradiation.⁶²⁶

OS **I**, 185, 233; **II**, 256; **III**, 835; **VI**, 560; **VII**, 164, 356; **VIII**, 434.

10-10 Alkylation With Inorganic Esters

Alkoxy-de-sulfonyloxy-substitution



The reaction of alkyl sulfates with alkoxide ions is quite similar to **10-8** in mechanism and scope. Other inorganic esters can also be used. Methyl ethers of alcohols and phenols are commonly formed by treatment of alkoxides or aroxides with methyl sulfate. The alcohol or phenol can be methylated directly with dimethyl sulfate under various conditions.⁶²⁷ Carboxylic esters sometimes give ethers when treated with alkoxides (B_{AL2} mechanism, p. 1403) in a very similar process (see also, **16-64**). A related reaction heated **111** with alumina to give the corresponding benzofuran, **112**.⁶²⁸

⁶²²See, for example, Swain, C.G.; Ketley, A.D.; Bader, R.F.W. *J. Am. Chem. Soc.* **1959**, *81*, 2353; Knipe, A.C. *J. Chem. Soc. Perkin Trans. 2* **1973**, 589.

⁶²³For a review, see Berti, G. *Top. Stereochem.* **1973**, *7*, 93, pp. 187.

⁶²⁴Lang, F.; Kassab, D.J.; Ganem, B. *Tetrahedron Lett.* **1998**, *39*, 5903.

⁶²⁵See Kim, K.M.; Jeon, D.J.; Ryu, E.K. *Synthesis* **1998**, 835 for cyclization to an alkene in the presence of a catalytic amount of iodine. See Marek, I.; Lefrançois, J.-M.; Normant, J.-F. *Tetrahedron Lett.* **1992**, *33*, 1747 for a related reaction.

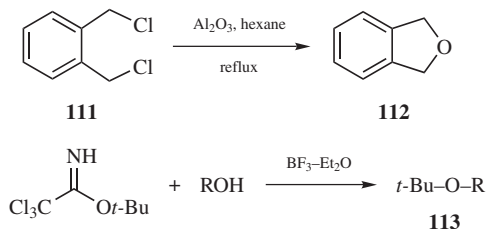
⁶²⁶Yadav, L.D.S.; Kapoor, R. *Synthesis* **2002**, 2344.

⁶²⁷Ogawa, H.; Ichimura, Y.; Chihara, T.; Teratani, S.; Taya, K. *Bull. Chem. Soc. Jpn.* **1986**, *59*, 2481; Cao, Y.-Q.; Pei, B.-G. *Synth. Commun.* **2000**, *30*, 1759.

⁶²⁸Mihara, M.; Ishino, Y.; Minakata, S.; Komatsu, M. *Synlett* **2002**, 1526.

The reaction of aliphatic alcohols and potassium organotrifluoroborate salts also gives ethers.⁶²⁹

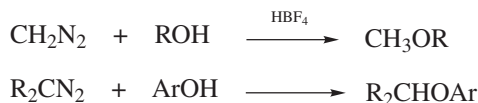
tert-Butyl ethers (**113**) can be prepared by treating the compound *tert*-butyl 2,2,2-trichloroacetimidate with an alcohol or phenol in the presence of boron trifluoride etherate.⁶³⁰ Trichloroimidates can be used to prepare other ethers as well.⁶³¹ *tert*-Butyl ethers can be cleaved by acid-catalyzed hydrolysis.⁶³²



OS I, 58, 537; II, 387, 619; III, 127, 564, 800; IV, 588; VI, 737, 859, VII, 41. Also see, OS V, 431.

10-11 Alkylation With Diazo Compounds

Hydro,alkoxy-de-diazo-bisubstitution



Alcohols react with diazo compounds to form ethers, but diazomethane and diazo ketones are most readily available, giving methyl ethers or α -keto ethers,⁶³³ respectively. With diazomethane⁶³⁴ the method is expensive and requires great caution, but the conditions are mild and high yields are obtained. Diazomethane is used chiefly to methylate alcohols and phenols that are expensive or available in small amounts. Hydroxy compounds react better as their acidity increases; ordinary alcohols do not react at all unless a catalyst, such as HBF₄⁶³⁵ or silica gel,⁶³⁶ is present. The more acidic phenols react very well in the absence of a catalyst. The reaction of oximes, and ketones that have substantial enolic contributions,

⁶²⁹Quach, T.D.; Batey, R.A. *Org. Lett.* **2003**, 5, 1381.

⁶³⁰Armstrong, A.; Brackenridge, I.; Jackson, R.F.W.; Kirk, J.M. *Tetrahedron Lett.* **1988**, 29, 2483.

⁶³¹Rai, A.N.; Basu, A. *Tetrahedron Lett.* **2003**, 44, 2267.

⁶³²Lajunen, M.; Ianskanen-Lehti, K. *Acta Chem. Scand. B*, **1994**, 48, 861.

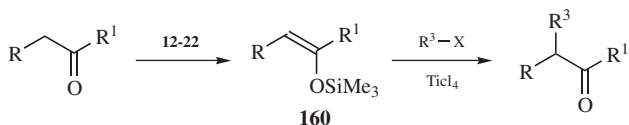
⁶³³Pansare, S.V.; Jain, R.P.; Bhattacharyya, A. *Tetrahedron Lett.* **1999**, 40, 5255.

⁶³⁴For a review of diazomethane, see Pizey, J.S. *Synthetic Reagents*, Vol. 2, Wiley, NY, **1974**, pp. 65–142.

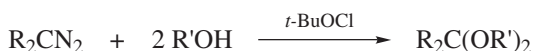
⁶³⁵Neeman, M.; Caserio, M.C.; Roberts, J.D.; Johnson, W.S. *Tetrahedron* **1959**, 6, 36.

⁶³⁶Ohno, K.; Nishiyama, H.; Nagase, H. *Tetrahedron Lett.* **1979**, 4405; Ogawa, H.; Hagiwara, H.; Chihara, T.; Teratani, S.; Taya, K. *Bull. Chem. Soc. Jpn.* **1987**, 60, 627.

give *O*-alkylation to form, respectively, *O*-alkyl oximes and enol ethers. The mechanism⁶³⁷ is as in **10-5**:



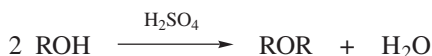
Diazoalkanes can also be converted to ethers by thermal or photochemical cleavage in the presence of an alcohol. These are carbene or carbenoid reactions.⁶³⁸ Similar intermediates are involved when diazoalkanes react with alcohols in the presence of *t*-BuOCl to give acetals.⁶³⁹



OS V, 245. Also see, OS V, 1099.

10-12 Dehydration of Alcohols

Alkoxy-de-hydroxylation



The dehydration of alcohols to form symmetrical ethers⁶⁴⁰ is analogous to **10-8** and **10-10**, but the species from which the leaving group departs is ROH_2^+ or ROSO_2OH . The former is obtained directly on treatment of alcohols with sulfuric acid and may go, by an $\text{S}_{\text{N}}1$ or $\text{S}_{\text{N}}2$ pathway, directly to the ether if attacked by another molecule of alcohol. On the other hand, it may, again by either an $\text{S}_{\text{N}}1$ or $\text{S}_{\text{N}}2$ route, be attacked by the nucleophile HSO_4^- , in which case it is converted to ROSO_2OH , which in turn may be attacked by an alcohol molecule to give ROR. Elimination is always a side reaction and, in the case of tertiary alkyl substrates, completely predominates. Good yields of ethers were obtained by heating diarylcarbinols $[\text{ArAr}'\text{CHOH} \rightarrow (\text{ArAr}'\text{CH})_2\text{O}]$ with TsOH in the solid state.⁶⁴¹ Acids, such as Nafion-H with silyl ethers,⁶⁴² can be used in this transformation, and Lewis acids can be used with alcohols in some cases.⁶⁴³

⁶³⁷Kreevoy, M.M.; Thomas, S.J. *J. Org. Chem.* **1977**, *42*, 3979. See also, McGarrity, J.F.; Smyth, T. *J. Am. Chem. Soc.* **1980**, *102*, 7303.

⁶³⁸Bethell, D.; Newall, A.R.; Whittaker, D. *J. Chem. Soc. B* **1971**, 23; Noels, A.F.; Demonceau, A.; Petinot, N.; Hubert, A.J.; Teyssié, P. *Tetrahedron* **1982**, *38*, 2733.

⁶³⁹Baganz, H.; May, H. *Angew. Chem. Int. Ed.* **1966**, *5*, 420.

⁶⁴⁰For a review, see Feuer, H.; Hooz, J., in Patai, S. *The Chemistry of the Ether Linkage*, Wiley, NY, **1967**, pp.457–460, 468–470.

⁶⁴¹Toda, F.; Takumi, H.; Akehi, M. *J. Chem. Soc. Perkin Trans. 2* **1990**, 1270.

⁶⁴²Zolfigol, M.A.; Mohammadpoor-Baltork, I.; Habibi, D.; Mirjalili, B.B.F.; Bamoniri, A. *Tetrahedron Lett.* **2003**, *44*, 8165.

⁶⁴³For a reaction that used $\text{MeAl}(\text{NTf}_2)_2$, see Ooi, T.; Ichikawa, H.; Itagaki, Y.; Maruoka, K. *Heterocycles* **2000**, *52*, 575.

Mixed (unsymmetrical) ethers can be prepared if one group is tertiary alkyl and the other primary or secondary, since the latter group is not likely to compete with the tertiary group in the formation of the carbocation, while a tertiary alcohol is a very poor nucleophile.⁶⁴⁴ If one group is not tertiary, the reaction of a mixture of two alcohols leads to all three possible ethers. Unsymmetrical ethers have been formed by treatment of two different alcohols with MeReO_3 ⁶⁴⁵ or with BiBr_3 .⁶⁴⁶ Unsymmetrical ethers have been prepared under Mitsunobu conditions (**10-17**) with a polymer-supported phosphine and diethyl azodicarboxylate (DEAD).⁶⁴⁷ Diols can be converted to cyclic ethers,⁶⁴⁸ although the reaction is most successful for five-membered rings, but five-, six-, and seven-membered rings have been prepared.⁶⁴⁹ Thus, 1,6-hexanediol gives mostly 2-ethyltetrahydrofuran. This reaction is also important in preparing furfural derivatives from aldoses, with concurrent elimination:

Phenols and primary alcohols form ethers when heated with dicyclohexylcarbodiimide⁶⁵⁰ (see **16-63**). 1,2-Diols can be converted to epoxides by treatment with DMF dimethyl acetal, $(\text{MeO})_2\text{CHNMe}_2$,⁶⁵¹ with diethyl azodicarboxylate, $\text{EtOOCN}=\text{NCOOEt}$, and Ph_3P ,⁶⁵² with a dialkoxytriphenylphosphorane,⁶⁵³ or with $\text{TsCl}^- \text{Na}^+ \text{OHPHCH}_2\text{NEt}_3^+ \text{Cl}^-$.⁶⁵⁴

OS **I**, 280; **II**, 126; **IV**, 25, 72, 266, 350, 393, 534; **V**, 539, 1024; **VI**, 887; **VIII**, 116. Also see, OS **V**, 721.

10-13 Transetherification

Hydroxy-de-alkoxylation and Alkoxy-de-hydroxylation



The exchange of one alkoxy group for another is rare for *ethers* without a reactive R group, such as diphenylmethyl,⁶⁵⁵ or by treatment of alkyl aryl ethers with

⁶⁴⁴See, for example, Jenner, G. *Tetrahedron Lett.* **1988**, 29, 2445.

⁶⁴⁵Zhu, Z.; Espenson, J.H. *J. Org. Chem.* **1996**, 61, 324.

⁶⁴⁶Boyer, B.; Keramane, E.-M.; Roque, J.-P.; Pavia, A.A. *Tetrahedron Lett.* **2000**, 41, 2891.

⁶⁴⁷Lizarzaburu, M.E.; Shuttleworth, S. *Tetrahedron Lett.* **2002**, 43, 2157.

⁶⁴⁸For a list of reagents, with references, see Larock, R.C. *Comprehensive Organic Transformations*, 2nd ed., Wiley-VCH, NY, **1999**, pp. 893–894.

⁶⁴⁹For an example, see Olah, G.A.; Fung, A.P.; Malhotra, R. *Synthesis* **1981**, 474.

⁶⁵⁰Vowinkel, E. *Chem. Ber.* **1962**, 95, 2997; **1963**, 96, 1702; **1966**, 99, 42.

⁶⁵¹Neumann, H. *Chimia*, **1969**, 23, 267.

⁶⁵²Guthrie, R.D.; Jenkins, I.D.; Yamasaki, R.; Skelton, B.W.; White, A.H. *J. Chem. Soc. Perkin Trans. 1* **1981**, 2328 and references cited therein. For a review of diethyl azodicarboxylate- Ph_3P , see Mitsunobu, O. *Synthesis* **1981**, 1.

⁶⁵³Kelly, J.W.; Evans, Jr., S.A. *J. Org. Chem.* **1986**, 51, 5490. See also, Hendrickson, J.B.; Hussoin, M.S. *Synlett*, **1990**, 423.

⁶⁵⁴Szeja, W. *Synthesis* **1985**, 983.

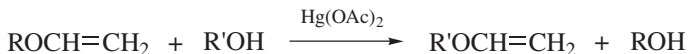
⁶⁵⁵Pratt, E.F.; Draper, J.D. *J. Am. Chem. Soc.* **1949**, 71, 2846. Transetherification using $\text{Fe}(\text{ClO}_4)_3$ was reported. See Salehi, P.; Irandoost, M.; Seddighi, B.; Behbahani, F.K.; Tahmasebi, D.P. *Synth. Commun.* **2000**, 30, 1743.

alkoxide ions: $\text{ROAr} + \text{R}'\text{O}^- \rightarrow \text{ROR}' + \text{ArO}^-$.⁶⁵⁶ 3-(2-Benzyloxyethyl)-3-methyloxetane was transformed into 3-benzyloxymethyl-3-methyltetrahydrofuran by an internal transesterification catalyzed by $\text{BF}_3 \cdot \text{OEt}_2$.⁶⁵⁷

Acetals and ortho esters undergo transesterification readily,⁶⁵⁸ as with the transformation of **114** to **115**.⁶⁵⁹



As seen in **10-6**, departure of the leaving group from an acetal gives a particularly stable carbocation. It is also possible to convert a dimethylketal directly to a dithiane by reaction with butane 1,4-dithiol on clay.⁶⁶⁰ These are equilibrium reactions, and most often the equilibrium is shifted by removing the lower-boiling alcohol by distillation. Enol ethers can be prepared by treating an alcohol with an enol ester or a different enol ether, with mercuric acetate as a catalyst,⁶⁶¹ for example,

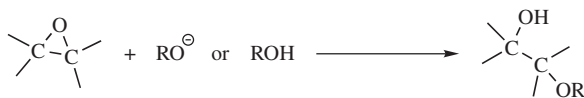


1,2-Diketones can be converted to α -keto enol ethers by treatment with an alkoxytrimethylsilane (ROSiMe_3).⁶⁶²

OS **VI**, 298, 491, 584, 606, 869; **VII**, 334; **VIII**, 155, 173. Also see, OS **V**, 1080, 1096.

10-14 Alcoholysis of Epoxides

(3) *OC-seco-alkoxy-de-alkoxylation*



⁶⁵⁶Zoltewicz, J.A.; Sale, A.A. *J. Org. Chem.* **1970**, *35*, 3462.

⁶⁵⁷Itoh, A.; Hirose, Y.; Kashiwagi, H.; Masaki, Y. *Heterocycles* **1994**, *38*, 2165.

⁶⁵⁸For reviews, see Salomaa, P.; Kankaanperä, A.; Pihlaja, K., in Patai, S. *The Chemistry of the Hydroxyl Group*, pt. 1, Wiley, NY, **1971**, pp. 458–463; DeWolfe, R.H. *Carboxylic Ortho Acid Derivatives*, Academic Press, NY, **1970**, pp. 18–29, 146–148.

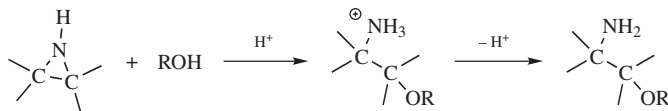
⁶⁵⁹McElvain, S.M.; Curry, M.J. *J. Am. Chem. Soc.* **1948**, *70*, 3781.

⁶⁶⁰Jnaneshwara, G.K.; Barahate, N.B.; Sudalai, A.; Deshpande, V.H.; Wakharkar, R.D.; Gajare, A.S.; Shingare, M.S.; Sukumar, R. *J. Chem. Soc. Perkin Trans. 1* **1998**, 965.

⁶⁶¹Watanabe, W.H.; Conlon, L.E. *J. Am. Chem. Soc.* **1957**, *79*, 2828; Büchi, G.; White, J.D. *J. Am. Chem. Soc.* **1964**, *86*, 2884. For a review, see Shostakovskii, M.F.; Trofimov, B.A.; Atavin, A.S.; Lavrov, V.I. *Russ. Chem. Rev.* **1968**, *37*, 907. For a discussion of the mechanism, see Gareev, G.A. *J. Org. Chem. USSR* **1982**, *18*, 36.

⁶⁶²Ponaras, A.A.; Meah, M.Y. *Tetrahedron Lett.* **1986**, *27*, 4953.

This reaction is analogous to **10-7**. It may be acid (including Lewis acids⁶⁶³), base, or alumina⁶⁶⁴ catalyzed, occur with electrolysis,⁶⁶⁵ and may occur by either an S_N1 or S_N2 mechanism. Catalysts, such as [Rh(CO)₂Cl]₂,⁶⁶⁶ TiCl₃ (OTf),⁶⁶⁷ Fe(ClO₄)₃,⁶⁶⁸ Cu(BF₄)₂·*n* H₂O,⁶⁶⁹ or BiCl₃,⁶⁷⁰ have been used. β-Cyclodextrin has been used to promote the reaction with phenoxides in aqueous media.⁶⁷¹ Many of the β-hydroxy ethers produced in this way are valuable solvents, for example, diethylene glycol and Cellosolve. Reaction with thiols leads to hydroxy thioethers.⁶⁷² The reaction of alcohols with aziridines leads to β-amino ethers,⁶⁷³ and reaction with thiols gives β-amino thioethers.⁶⁷⁴ It has been shown that ring-opening of aziridines by phenols is promoted by tributylphosphine.⁶⁷⁵



Opening an epoxide by an alkoxide moiety can be done intramolecularly, and a new cyclic ether is generated. Ethers of various ring sizes can be produced depending on the length of the tether between the alkoxide unit and the epoxide. Specialized conditions are common, as in the conversion of **116** to **117**.⁶⁷⁶ Another variant of this transformation used a cobalt–salen catalyst.⁶⁷⁷ A specialized version has the alkoxide moiety on the carbon adjacent to the epoxide, leading to the *Payne rearrangement*, where a 2,3-epoxy alcohol is converted to an isomeric one, by treatment

⁶⁶³Iranpoor, N.; Tarran, T.; Movahedi, Z. *Synthesis* **1996**, 1473; Iranpoor, N.; Salehi, P. *Synthesis* **1994**, 1152. See Moberg, C.; Rákos, L.; Tottie, L. *Tetrahedron Lett.* **1992**, 33, 2191 for an example that generates a hydroxy ether with high enantioselectivity. Also see, Chini, M.; Crotti, P.; Gardelli, C.; Macchia, F. *Synlett*, **1992**, 673.

⁶⁶⁴See Posner, G.H.; Rogers, D.Z. *J. Am. Chem. Soc.* **1977**, 99, 8208, 8214.

⁶⁶⁵Safavi, A.; Iranpoor, N.; Fotuhi, L. *Bull. Chem. Soc. Jpn.* **1995**, 68, 2591.

⁶⁶⁶Fagnou, K.; Lautens, M. *Org. Lett.* **2000**, 2, 2319.

⁶⁶⁷Iranpoor, N.; Zeynizadeh, B. *Synth. Commun.* **1999**, 29, 1017.

⁶⁶⁸Salehi, P.; Seddighi, B.; Irandoost, M.; Behbahani, F.K. *Synth. Commun.* **2000**, 30, 2967.

⁶⁶⁹Barluenga, J.; Vázquez-Villa, H.; Ballesteros, A.; González, J.M. *Org. Lett.* **2002**, 4, 2817.

⁶⁷⁰Mohammadpoor-Baltork, I.; Tangestaninejad, S.; Aliyan, H.; Mirkhani, V. *Synth. Commun.*, **2000**, 30, 2365.

⁶⁷¹Surendra, K.; Krishnaveni, N.; Nageswar, Y.V.D.; Rao, K.R. *J. Org. Chem.* **2003**, 68, 4994.

⁶⁷²Iida, T.; Yamamoto, N.; Sasai, H.; Shibasaki, M. *J. Am. Chem. Soc.* **1997**, 119, 4783; Kesavan, V.; Bonnet-Delpon, D.; Bégué, J.-P. *Tetrahedron Lett.* **2000**, 41, 2895; Fringuelli, F.; Pizzo, F.; Torioli, S.; Vaccaro, L. *J. Org. Chem.* **2003**, 68, 8248; Amantini, D.; Fringuelli, F.; Pizzo, F.; Tortioli, S.; Vaccaro, L. *Synlett* **2003**, 2292.

⁶⁷³For a review, see Dermer, O.C.; Ham, G.E. *Ethlenimine and Other Aziridines*, Academic Press, NY, **1969**, pp. 224–227, 256–257.

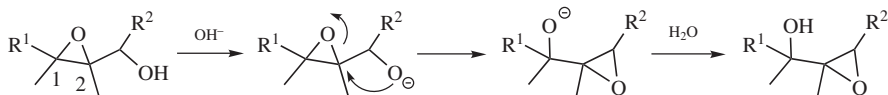
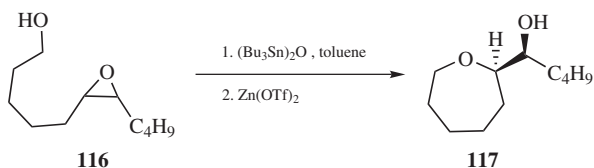
⁶⁷⁴Wu, J.; Hou, X.-L.; Dai, L.-X. *J. Chem. Soc., Perkin Trans. 1* **2001**, 1314.

⁶⁷⁵Hou, X.-L.; Fan, R.-H.; Dai, L.-X. *J. Org. Chem.* **2002**, 67, 5295.

⁶⁷⁶Matsumura, R.; Suzuki, T.; Sato, K.; Oku, K.-i.; Hagiwara, H.; Hoshi, T.; Ando, M.; Kamat, V.P. *Tetrahedron Lett.* **2000**, 41, 7701. See also, Karikomi, M.; Watanabe, S.; Kimura, Y.; Uyehara, T. *Tetrahedron Lett.* **2002**, 43, 1495.

⁶⁷⁷Wu, M.H.; Hansen, K.B.; Jacobsen, E.N. *Angew. Chem. Int. Ed.* **1999**, 38, 2012.

with aqueous base:⁶⁷⁸



The reaction results in inverted configuration at C-2. Of course, the product can also revert to the starting material by the same pathway, so a mixture of epoxy alcohols is generally obtained.

Other nucleophilic oxygen or sulfur species have been shown to open epoxides. Examples include thiocyanate⁶⁷⁹ and acetate via acetic anhydride and zeolite HY.⁶⁸⁰ Epoxide react with sodium acetate and a cerium catalyst in detergent solutions to give hydroxy acetates.⁶⁸¹ In addition, *N*-tosylaziridines are opened by acetic acid in the presence of $\text{In}(\text{OTf})_3$ to give *N*-tosylamino acetates.⁶⁸² The reaction of *N*-tosyl aziridines with 10% ceric ammonium nitrate in aqueous methanol leads to *N*-tosylamino alcohols,⁶⁸³ and reaction with ethanol and 10% $\text{BF}_3 \cdot \text{OEt}_2$ gives *N*-tosyl ethers.⁶⁸⁴ In the presence of Amberlyst 15, *N*-Boc (Boc = *tert*-butoxycarbonyl, $-\text{CO}_2t\text{-Bu}$) aziridines react with LiBr to give the corresponding bromo amide.⁶⁸⁵

10-15 Alkylation With Onium Salts

Alkoxy-de-hydroxylation



Oxonium ions are excellent alkylating agents, and ethers can be conveniently prepared by treating them with alcohols or phenols.⁶⁸⁶ Quaternary ammonium salts can sometimes also be used.⁶⁸⁷

OS VIII, 536.

⁶⁷⁸Payne, G.B. *J. Org. Chem.* **1962**, 27, 3819; Behrens, C.H.; Ko, S.Y.; Sharpless, K.B.; Walker, F.J. *J. Org. Chem.* **1985**, 50, 5687. See Yamazaki, T.; Ichige, T.; Kitazume, T. *Org. Lett.* **2004**, 6, 4073.

⁶⁷⁹Sharghi, H.; Nasseri, M.A.; Niknam, K. *J. Org. Chem.* **2001**, 66, 7287.

⁶⁸⁰Ramesh, P.; Reddy, V.L.N.; Venugopal, D.; Subrahmanya, M.; Venkateswarlu, Y. *Synth. Commun.* **2001**, 31, 2599.

⁶⁸¹Iranpoor, N.; Firouzabadi, H.; Safavi, A.; Shekarriz, M. *Synth. Commun.* **2002**, 32, 2287.

⁶⁸²Yadav, J.S.; Reddy, B.V.S.; Sadashiv, K.; Harikishan, K. *Tetrahedron Lett.* **2002**, 43, 2099.

⁶⁸³Chandrasekhar, S.; Narshihmulu, Ch.; Sultana, S.S. *Tetrahedron Lett.* **2002**, 43, 7361.

⁶⁸⁴Prasad, B.A.B.; Sekar, G.; Singh, V.K. *Tetrahedron Lett.* **2000**, 41, 4677.

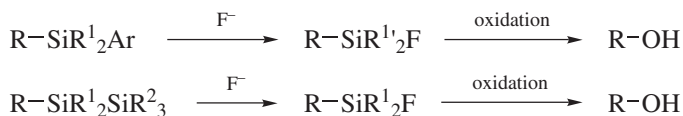
⁶⁸⁵Righi, G.; Potini, C.; Bovicelli, P. *Tetrahedron Lett.* **2002**, 43, 5867.

⁶⁸⁶Granik, V.G.; Pyatin, B.M.; Glushkov, R.G. *Russ. Chem. Rev.*, **1971**, 40, 747, see p. 749.

⁶⁸⁷For an example, see Vogel, D.E.; Büchi, G.H. *Org. Synth.*, **66**, 29.

10-16 Hydroxylation of Silanes

Hydroxy-de-silylalkylation

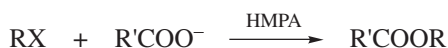


Alkylsilanes can be oxidized, with the silyl unit converted to a hydroxy unit. This usually requires either an aryl group⁶⁸⁸ or another silyl group⁶⁸⁹ attached to silicon. It has been shown that a strained four-membered ring silane (a siletane) also gives the corresponding alcohol upon oxidation.⁶⁹⁰ Treatment with a fluorinating agent, such as tetrabutylammonium fluoride or CsF replaces Ar or SiR₃ with F, which is oxidized with hydrogen peroxide or a peroxy acid to give the alcohol. This sequence is often called the *Tamao–Fleming oxidation*.⁶⁸⁸ There are several variations in substrate that allow versatility in the initial incorporation of the silyl unit.⁶⁹¹ Hydroperoxide oxidation of a cyclic silane leads to a diol.⁶⁹²

C. Attack by OCOR at an Alkyl Carbon

10-17 Alkylation of Carboxylic Acid Salts

Acyloxy-de-halogenation



Sodium salts of carboxylic acids, including hindered acids, such as mesitoic, rapidly react with primary and secondary bromides and iodides at room temperature in dipolar aprotic solvents, especially HMPA, to give high yields of carboxylic esters.⁶⁹³ The mechanism is S_N2. Several bases or basic media have been used to generate the carboxylate salt.⁶⁹⁴ Sodium salts are often used, but potassium, silver, cesium,⁶⁹⁵ and substituted ammonium salts have also been used. An important

⁶⁸⁸Kumada, M.; Tamao, K.; Yoshida, J.I. *J. Organomet. Chem.* **1982**, 239, 115; Tamao, K.; Kakui, T.; Akita, M.; Iwahara, T.; Kanatani, R.; Yoshida, J.; Kumada, M. *Tetrahedron* **1983**, 39, 983; Fleming, I.; Henning, R.; Plaut, H. *J. Chem. Soc., Chem. Commun.* **1984**, 29. For the protodesilylation step see Häbich, D.; Effenberger, F. *Synthesis* **1979**, 841. For the peroxyacid reaction see Buncel, E.; Davies, A.G. *J. Chem. Soc.* **1958**, 1550.

⁶⁸⁹Suginome, M.; Matsunaga, S.; Ito, Y. *Synlett*, **1995**, 941.

⁶⁹⁰Sunderhaus, J.D.; Lam, H.; Dudley, G.B. *Org. Lett.* **2003**, 5, 4571.

⁶⁹¹For examples see Matsumoto, Y.; Hayashi, T.; Ito, Y. *Tetrahedron* **1994**, 50, 335; Uozumi, Y.; Kitayama, K.; Hayashi, T.; Yanagi, K.; Fukuyo, E. *Bull. Chem. Soc. Jpn.* **1995**, 68, 713.

⁶⁹²Liu, D.; Kozmin, S.A. *Angew. Chem. Int. Ed.* **2001**, 40, 4757.

⁶⁹³Parker, A.J. *Adv. Org. Chem.* **1965**, 5, 1, 37; Alvarez, F.S.; Watt, A.N. *J. Org. Chem.* **1968**, 33, 2143; Mehta, G. *Synthesis* **1972**, 262; Shaw, J.E.; Kunerth, D.C. *J. Org. Chem.* **1974**, 39, 1968; Larock, R.C. *J. Org. Chem.* **1974**, 39, 3721; Pfeffer, P.E.; Silbert, L.S. *J. Org. Chem.* **1976**, 41, 1373.

⁶⁹⁴Bases include DBU (p. \$\$\$): See Mal, D. *Synth. Commun.* **1986**, 16, 331. Cs₂CO₃: Lee, J.C.; Oh, Y.S.; Cho, S.H.; Lee, J.I. *Org. Prep. Proceed. Int.* **1996**, 28, 480. CsF–Celite: Lee, J.C.; Choi, Y. *Synth. Commun.* **1998**, 28, 2021.

⁶⁹⁵See Dijkstra, G.; Kruizinga, W.H.; Kellogg, R.M. *J. Org. Chem.* **1987**, 52, 4230.

variation uses phase-transfer catalysis,⁶⁹⁶ and good yields of esters have been obtained from primary, secondary, benzylic, allylic, and phenacyl halides.⁶⁹⁷ Without phase-transfer catalysts and in protic solvents, the reaction is useful only for fairly active R, such as benzylic and allylic, (S_N1 mechanism), but not for tertiary alkyl, since elimination occurs instead.⁶⁹⁸ Solid-state procedures are available. Addition of the dry carboxylate salt and the halide to alumina as a solid support, and microwave irradiation gives the ester in a procedure that is applicable to long-chain primary halides.⁶⁹⁹ A similar reaction of hexanoic acid and benzyl bromide on solid benzyltributylammonium chloride gave the ester with microwave irradiation.⁷⁰⁰ Ionic liquid solvents have been shown to facilitate this alkylation reaction.⁷⁰¹

The reaction of an alcohol and a carboxylate anion with diethyl azodicarboxylate $\text{EtOOCN}=\text{NCOOEt}$ and Ph_3P ⁷⁰² is called the *Mitsunobu esterification reaction*.⁷⁰³ This reaction can also be considered as an S_N2 . Other Mitsunobu catalysts are available,⁷⁰⁴ and a polymer-bound phosphine has been used.⁷⁰⁵ A renewable phosphine ligand has been developed.⁷⁰⁶ Note that other functional groups, including azides⁷⁰⁷ and thiocyanates⁷⁰⁸ can be generated from alcohols using Mitsunobu conditions.

Lactones can be prepared from halo acids by treatment with base (see **16-63**). This has most often been accomplished with γ and δ lactones, but macrocyclic

⁶⁹⁶For reviews of phase-transfer catalysis of this reaction, see Starks, C.M.; Liotta, C. *Phase Transfer Catalysis*, Academic Press, NY, **1978**, pp. 140–155; Weber, W.P.; Gokel, G.W. *Phase Transfer Catalysis in Organic Synthesis* *Phase Transfer Catalysis in Organic Synthesis*, Springer, NY, **1977**, pp. 85–95.

⁶⁹⁷For an alternative method for phenacyl halides, see Clark, J.H.; Miller, J.M. *Tetrahedron Lett.* **1977**, 599.

⁶⁹⁸See, however, Moore, G.G.; Foglia, T.A.; McGahan, T.J. *J. Org. Chem.* **1979**, *44*, 2425.

⁶⁹⁹Bram, G.; Loupy, A.; Majdoub, M.; Gutierrez, E.; Ruiz-Hitzky, E. *Tetrahedron* **1990**, *46*, 5167. See Arrad, O.; Sasson, Y. *J. Am. Chem. Soc.* **1988**, *110*, 185; Dakka, J.; Sasson, Y.; Khawaled, K.; Bram, G.; Loupy, A. *J. Chem. Soc., Chem. Commun.* **1991**, 853.

⁷⁰⁰Yuncheng, Y.; Yulin, J.; Dabin, G. *Synth. Commun.* **1992**, *22*, 3109.

⁷⁰¹Brinchi, L.; Germani, R.; Savelli, G. *Tetrahedron Lett.* **2003**, *44*, 2027, 6583. In bmim BF_4 , 1-butyl-3-methylimidazolium tetrafluoroborate: Liu, Z.; Chen, Z.-C.; Zheng, Q.-G. *Synthesis* **2004**, 33.

⁷⁰²Mitsunobu, O.; Yamada, M. *Bull. Chem. Soc. Jpn.* **1967**, *40*, 2380; Camp, D.; Jenkins, I.D. *Aust. J. Chem.* **1988**, *41*, 1835.

⁷⁰³For discussions of the mechanism, see Ahn, C.; Correia, R.; DeShong, P. *J. Org. Chem.* **2002**, *67*, 1751 and references cited therein. See also, Hughes, D.L. *Org. Prep. Proceed. Int.* **1996**, *28*, 127; Dembinski, R. *Eur. J. Org. Chem.* **2004**, 2763; Dandapani, S.; Curran, D.P. *Chem. Eur. J.* **2004**, *10*, 3131. For a discussion of microwave-promoted Mitsunobu reactions, see Steinreiber, A.; Stadler, A.; Mayer, S.F.; Faber, K.; Kappe, C.O. *Tetrahedron Lett.* **2001**, *42*, 6283.

⁷⁰⁴See Tsunoda, T.; Yamamiya, Y.; Kawamura, Y.; Itô, S. *Tetrahedron Lett.* **1995**, *36*, 2529; Tsunoda, T.; Nagaku, M.; Nagino, C.; Kawamura, Y.; Ozaki, F.; Hioki, H.; Itô, S. *Tetrahedron Lett.* **1995**, *36*, 2531; Walker, M.A. *Tetrahedron Lett.* **1994**, *35*, 665. For fluororous reactions and reagents, see Dandapani, S.; Curran, D.P. *Tetrahedron* **2002**, *58*, 3855.

⁷⁰⁵Charette, A.B.; Janes, M.K.; Boezio, A.A. *J. Org. Chem.* **2001**, *66*, 2178. See also, Elson, K.E.; Jenkins, I.D.; Loughlin, W.A. *Tetrahedron Lett.* **2004**, *45*, 2491.

⁷⁰⁶Yoakim, C.; Guse, I.; O'Meara, J.A.; Thavonokham, B. *Synlett* **2003**, 473.

⁷⁰⁷For an example, see Papeo, G.; Poster, H.; Vianello, P.; Varasi, M. *Synthesis* **2004**, 2886.

⁷⁰⁸Iranpoor, N.; Firouzabadi, H.; Akhlaghinia, B.; Azadi, R. *Synthesis* **2004**, 92.

lactones (e.g., 11–17 members) have also been prepared in this way.⁷⁰⁹ An interesting variation treated 2-ethylbenzoic acid with hypervalent iodine and then $I_2/h\nu$ to give the five-membered ring lactone.⁷¹⁰

Copper(I) carboxylates give esters with primary (including neopentyl without rearrangement), secondary, and tertiary alkyl, allylic, and vinylic halides.⁷¹¹ A simple S_N mechanism is obviously precluded in this case. Vinylic halides can be converted to vinylic acetates by treatment with sodium acetate if palladium(II) chloride is present.⁷¹²

A carboxylic acid (not the salt) can be the nucleophile if F^- is present.⁷¹³ Mesylates are readily displaced, for example, by benzoic acid/ CsF .⁷¹⁴ Dihalides have been converted to diesters by this method.⁷¹⁵ A $COOH$ group can be conveniently protected by reaction of its ion with a phenacyl bromide ($ArCOCH_2Br$).⁷¹⁵ The resulting ester is easily cleaved when desired with zinc and acetic acid. Dialkyl carbonates can be prepared without phosgene (see **16-61**) by phase-transfer catalyzed treatment of primary alkyl halides with dry $KHCO_3$ and K_2CO_3 .⁷¹⁶

Other leaving groups can also be replaced by $OCOR$. Alkyl chlorosulfites ($ROSOCI$) and other derivatives of sulfuric, sulfonic, and other inorganic acids can be treated with carboxylate ions to give the corresponding esters. Treatment with oxalyl chloride allows displacement by carboxylate salts.⁷¹⁷ The use of dimethyl sulfate⁷¹⁸ or trimethyl phosphate⁷¹⁹ allows sterically hindered $COOH$ groups to be methylated. The reaction of benzoic acid with aqueous lithium hydroxide and then dimethyl sulfate gave methyl benzoate.⁷²⁰ Dimethyl carbonate in the presence of 1,8-diazabicyclo[5.4.0]undec-7-ene (DBU) has been used to prepare methyl esters.⁷²¹ With certain substrates, carboxylic acids are strong enough nucleophiles

⁷⁰⁹For example, see Galli, C.; Mandolini, L. *Org. Synth.* **VI**, 698; Kruizinga, W.H.; Kellogg, R.M. *J. Am. Chem. Soc.* **1981**, *103*, 5183; Kimura, Y.; Regen, S.L. *J. Org. Chem.* **1983**, *48*, 1533.

⁷¹⁰Togo, H.; Muraki, T.; Yokoyama, M. *Tetrahedron Lett.* **1995**, *36*, 7089.

⁷¹¹Lewin, A.H.; Goldberg, N.L. *Tetrahedron Lett.* **1972**, 491; Klumpp, G.W.; Bos, H.; Schakel, M.; Schmitz, R.F.; Vrielink, J.J. *Tetrahedron Lett.* **1975**, 3429.

⁷¹²Kohl, C.F.; van Helden, R. *Recl. Trav. Chim. Pays-Bas* **1968**, *87*, 481; Volger, H.C. *Recl. Trav. Chim. Pays-Bas* **1968**, *87*, 501; Yamaji, M.; Fujiwara, Y.; Asano, R.; Teranishi, S. *Bull. Chem. Soc. Jpn.* **1973**, *46*, 90.

⁷¹³Clark, J.H.; Emsley, J.; Hoyte, O.P.A. *J. Chem. Soc. Perkin Trans. 1* **1977**, 1091; Ooi, T.; Sugimoto, H.; Doda, K.; Maruoka, K. *Tetrahedron Lett.* **2001**, *42*, 9245.

⁷¹⁴Sato, T.; Otera, J. *Synlett*, **1995**, 336.

⁷¹⁵Hendrickson, J.B.; Kandall, L.C. *Tetrahedron Lett.* **1970**, 343.

⁷¹⁶Lissel, M.; Dehmloew, E.V. *Chem. Ber.* **1981**, *114*, 1210; Verdecchia, M.; Frochi, M.; Palombi, L.; Rossi, L. *J. Org. Chem.* **2002**, *67*, 8287. See also, Kadokawa, J.-i.; Habu, H.; Fukamachi, S.; Karasu, M.; Tagaya, H.; Chiba, K. *J. Chem. Soc., Perkin Trans. 1* **1999**, 2205.

⁷¹⁷Barrett, A.G.M.; Braddock, D.C.; James, R.A.; Koike, N.; Procopiou, P.A. *J. Org. Chem.* **1998**, *63*, 6273.

⁷¹⁸Grundty, J.; James, B.G.; Pattenden, G. *Tetrahedron Lett.* **1972**, 757.

⁷¹⁹Harris, M.M.; Patel, P.K. *Chem. Ind. (London)* **1973**, 1002.

⁷²⁰Chakraborti, A.K.; Basak, A.; Grover, V. *J. Org. Chem.* **1999**, *64*, 8014. See also, Avila-Zárraga, J.G.; Martínez, R. *Synth. Commun.* **2001**, *31*, 2177.

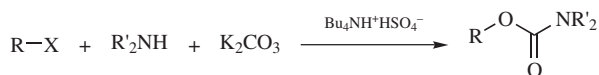
⁷²¹Shieh, W.-C.; Dell, S.; Repič, O. *Tetrahedron Lett.* **2002**, *43*, 5607.

for the reaction. Examples of such substrates are trialkyl phosphites $P(OR)_3$ ⁷²² and acetals of DMF.⁷²³



This is an S_N2 process, since inversion is found at R. Another good leaving group is NTs_2 and ditosylamines react quite well with acetate ion in dipolar aprotic solvents.⁷²⁴ $RNTs_2 + OAc^- \rightarrow ROAc$. Ordinary primary amines have been converted to acetates and benzoates by the Katritzky pyrylium–pyridinium method (p. 498).⁷²⁵ Quaternary ammonium salts can be cleaved by heating with AcO^- in an aprotic solvent.⁷²⁶ Oxonium ions can also be used as substrates:⁷²⁷ $R_3O^+ + R'COO^- \rightarrow R'COOR + R_2O$. The reaction of potassium thioacetate with alkyl halides give dithiocarboxylic esters.⁷²⁸

In a variation of this reaction, alkyl halides can be converted to carbamates, by treatment with a secondary amine and K_2CO_3 under phase-transfer conditions.⁷²⁹ The reaction of alcohols and alkyl halides can lead to carbonates.⁷³⁰



OS II, 5; III, 650; IV, 582; V, 580; VI, 273, 576, 698.

10-18 Cleavage of Ethers With Acetic Anhydride or Acid Halides

Acyloxy-de-alkoxylation



Dialkyl ethers can be cleaved by treatment with anhydrous ferric chloride in acetic anhydride,⁷³¹ or with Me_3SiOTf in acetic anhydride.⁷³² In this reaction both R groups are converted to acetates and yields are moderate to high. Ethers

⁷²²Szmuszko, J. *Org. Prep. Proceed. Int.* **1972**, 4, 51.

⁷²³Vorbrüggen, H. *Angew. Chem. Int. Ed.* **1963**, 2, 211; Brechbühler, H.; Büchi, H.; Hatz, E.; Schreiber, J.; Eschenmoser, A. *Angew. Chem. Int. Ed.* **1963**, 2, 212.

⁷²⁴Andersen, N.H.; Uh, H. *Synth. Commun.* **1972**, 2, 297; Curtis, V.A.; Schwartz, H.S.; Hartman, A.F.; Pick, R.M.; Kolar, L.W.; Baumgarten, R.J. *Tetrahedron Lett.* **1977**, 1969.

⁷²⁵See Katritzky, A.R.; Gruntz, U.; Kenny, D.H.; Rezende, M.C.; Sheikh, H. *J. Chem. Soc. Perkin Trans. I* **1979**, 430.

⁷²⁶Wilson, N.D.V.; Joule, J.A. *Tetrahedron* **1968**, 24, 5493.

⁷²⁷Raber, D.J.; Gariano Jr., P.; Brod, A.O.; Gariano, A.; Guida, W.C.; Guida, A.R.; Herbst, M.D. *J. Org. Chem.* **1979**, 44, 1149.

⁷²⁸Zheng, T.-C.; Burkart, M.; Richardson, D.E. *Tetrahedron Lett.* **1999**, 40, 603.

⁷²⁹Gómez-Parra, V.; Sánchez, F.; Torres, T. *Synthesis* **1985**, 282; *J. Chem. Soc. Perkin Trans. 2* **1987**, 695. For another method, with lower yields, see Yoshida, Y.; Ishii, S.; Yamashita, T. *Chem. Lett.* **1984**, 1571.

⁷³⁰Dueno, E.E.; Chu, F.; Kim, S.-I.; Jung, K.W. *Tetrahedron Lett.* **1999**, 40, 1843. For the synthesis of cyclic carbonates see Yoshida, M.; Fujita, M.; Ishii, T.; Ihara, M. *J. Am. Chem. Soc.* **2003**, 125, 4874.

⁷³¹Ganem, B.; Small, Jr., V.M. *J. Org. Chem.* **1974**, 39, 3728.

⁷³²Procopiou, P.A.; Baugh, S.P.D.; Flack, S.S.; Inglis, G.G.A. *Chem. Commun.* **1996**, 2625.

can also be cleaved by the mixed anhydride acetyl tosylate:⁷³³



Epoxides give β -hydroxyalkyl carboxylates when treated with a carboxylic acid or a carboxylate ion and a suitable catalyst.⁷³⁴ Tetrahydrofuran was opened to give *O*-acyl-4-iodo-1-butanol by treatment with acid chlorides and samarium halides⁷³⁵ or BCl_3 .⁷³⁶ In a highly specialized transformation, the reaction of an epoxide with carbon dioxide and $ZnCl_2$ in an ionic liquid leads to a cyclic carbonate.⁷³⁷ Epoxides react with CO and methanol in the presence of 10% of 3-hydroxypyridine and 5% of $Co_2(CO)_8$ to give a β -hydroxy methyl ester.⁷³⁸

OS VIII, 13.

10-19 Alkylation of Carboxylic Acids With Diazo Compounds

Hydro, acyloxy-de-diazo-bisubstitution

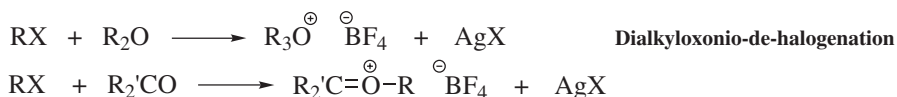


Carboxylic acids can be converted to esters with diazo compounds in a reaction essentially the same as **10-11**. In contrast to alcohols, carboxylic acids undergo the reaction quite well at room temperature, since the reactivity of the reagent increases with acidity. The reaction is used where high yields are important or where the acid is sensitive to higher temperatures. Because of availability diazomethane (CH_2N_2)⁶³⁴ is commonly used to prepare methyl esters, and diazo ketones are common. The mechanism is as shown in **10-11**.

OS V, 797.

D. Other Oxygen Nucleophiles

10-20 Formation of Oxonium Salts



Alkyl halides can be alkylated by ethers or ketones to give oxonium salts, if a very weak, negatively charged nucleophile is present to serve as a counterion and a

⁷³³Karger, M.H.; Mazur, Y. *J. Am. Chem. Soc.* **1968**, *90*, 3878. See also, Coffi-Nketsia, S.; Kergomard, A.; Tautou, H. *Bull. Soc. Chim. Fr.* **1967**, 2788.

⁷³⁴See Otera, J.; Matsuzaki, S. *Synthesis* **1986**, 1019; Deardorff, D.R.; Myles, D.C. *Org. Synth.*, **67**, 114.


⁷³⁵Yu, Y.; Zhang, Y.; Ling, R. *Synth. Commun.* **1993**, *23*, 1973; Kwon, D.W.; Kim, Y.H.; Lee, K. *J. Org. Chem.* **2002**, *67*, 9488.

⁷³⁶Malladi, R.R.; Kabalka, G.W. *Synth. Commun.* **2002**, *32*, 1997.

⁷³⁷Li, F.; Xiao, L.; Xia, C.; Hu, B. *Tetrahedron Lett.* **2004**, *45*, 8307.

⁷³⁸Hinterding, K.; Jacobsen, E.N. *J. Org. Chem.* **1999**, *64*, 2164.

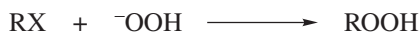
Lewis acid is present to combine with X^- .⁷³⁹ A typical procedure consists of treating the halide with the ether or the ketone in the presence of $AgBF_4$ or $AgSbF_6$. The Ag^+ serves to remove X^- and the BF_4^- or SbF_6^- acts as the counterion. Another method involves treatment of the halide with a complex formed between the oxygen compound and a Lewis acid, for example, $R_2O \cdot BF_3 + RX \rightarrow R_3O^+ BF_4^-$, although this method is most satisfactory when the oxygen and halogen atoms are in the same molecule so that a cyclic oxonium ion is obtained. Ethers and oxonium ions also undergo exchange reactions:



OS V, 1080, 1096, 1099; VI, 1019.

10-21 Preparation of Peroxides and Hydroperoxides

Hydroperoxy-de-halogenation



Hydroperoxides can be prepared by treatment of alkyl halides, esters of sulfuric or sulfonic acids, or alcohols with hydrogen peroxide in basic solution, where it is actually HO_2^+ .⁷⁴⁰ Sodium peroxide is similarly used to prepare dialkyl peroxides ($2RX + Na_2O_2 \rightarrow ROOR$). Another method, which gives primary, secondary, or tertiary hydroperoxides and peroxides, involves treatment of the halide with H_2O_2 or a peroxide in the presence of silver trifluoroacetate.⁷⁴¹ Peroxides can also be prepared⁷⁴² by treatment of alkyl bromides or tosylates with potassium superoxide KO_2 in the presence of crown ethers (though alcohols may be side products⁷⁴³) and by the reaction between alkyl triflates and germanium or tin peroxide.⁷⁴⁴ However, alkyl halides can be converted to symmetrical ethers by treatment with oxide ion generated *in situ* by a reaction between an organotin oxide and fluoride ion in the presence of a quaternary ammonium iodide or a crown ether.⁷⁴⁵

⁷³⁹Meerwein, H.; Hederich, V.; Wunderlich, K. *Arch. Pharm.* **1958**, *291/63*, 541. For a review, see Perst, H. *Oxonium Ions in Organic Chemistry*, Verlag Chemie, Deerfield Beach, VA, **1971**, pp. 22–39.

⁷⁴⁰For a review, see Hiatt, R., in Swern, D. *Organic Peroxides*, Vol. 2, Wiley, NY, **1971**, pp. 1–151. For a review of hydrogen peroxide, see Pandiarajan, K., in Pizey, J.S. *Synthetic Reagents*, Vol. 6, Wiley, NY, **1985**, pp. 60–155.

⁷⁴¹Cookson, P.G.; Davies, A.G.; Roberts, B.P. *J. Chem. Soc., Chem. Commun.* **1976**, 1022. For another preparation of unsymmetrical peroxides, see Bourgeois, M.; Montaudon, E.; Maillard, B. *Synthesis* **1989**, 700.

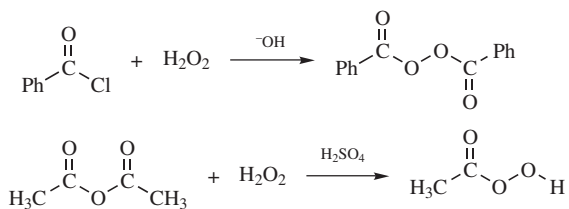
⁷⁴²Johnson, R.A.; Nidy, E.G.; Merritt, M.V. *J. Am. Chem. Soc.* **1978**, *100*, 7960.

⁷⁴³Alcohols have also been reported to be the main products: San Filippo, Jr., J.; Chern, C.; Valentine, J.S. *J. Org. Chem.* **1975**, *40*, 1678; Corey, E.J.; Nicolaou, K.C.; Shibasaki, M.; Machida, Y.; Shiner, C.S. *Tetrahedron Lett.* **1975**, 3183.

⁷⁴⁴Salomon, M.F.; Salomon, R.G. *J. Am. Chem. Soc.* **1979**, *101*, 4290.

⁷⁴⁵Harrp, D.N.; Gingras, M. *J. Am. Chem. Soc.* **1988**, *110*, 7737.

Diacyl peroxides and acyl hydroperoxides can similarly be prepared⁷⁴⁶ from acyl halides or anhydrides and from carboxylic acids.⁷⁴⁷ Diacyl peroxides can



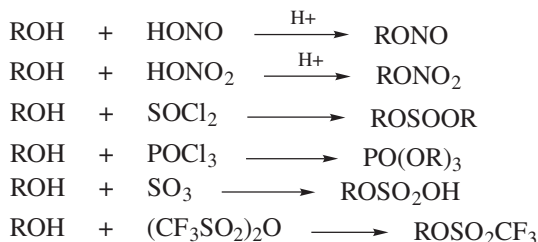
also be prepared by the treatment of carboxylic acids with hydrogen peroxide in the presence of dicyclohexylcarbodiimide,⁷⁴⁸ H₂SO₄, methanesulfonic acid, or some other dehydrating agent. Mixed alkyl–acyl peroxides (peresters) can be made from acyl halides and hydroperoxides.



OS III, 619, 649; V, 805, 904; VI, 276.

10-22 Preparation of Inorganic Esters

Nitrosooxy-de-hydroxylation, and so on.



The above transformations show a few of the many inorganic esters that can be prepared by the reaction of an alcohol with an inorganic acid or, better, its acid halide or anhydride⁷⁴⁹ These similar reactions are grouped together for convenience, but not all involve nucleophilic substitutions at R. The other possible pathway

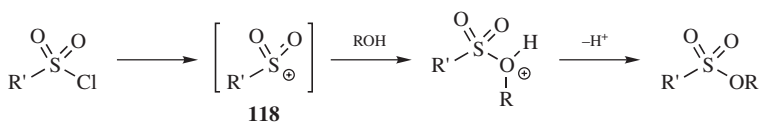
⁷⁴⁶For a review of the synthesis and reactions of acyl peroxides and peresters, see Bouillon, G.; Lick, C.; Schank, K., in Patai, S. *The Chemistry of Peroxides*, Wiley, NY, **1983**, pp. 279–309. For a review of the synthesis of acyl peroxides, see Hiatt, R. Swern, D. *Organic Peroxides*, Vol. 2, Wiley, NY, **1971**, pp. 799–929.

⁷⁴⁷See Silbert, L.S.; Siegel, E.; Swern, D. *J. Org. Chem.* **1962**, 27, 1336.

⁷⁴⁸Greene, F.D.; Kazan, J. *J. Org. Chem.* **1963**, 28, 2168.

⁷⁴⁹For a review, see Salomaa, P.; Kankaanperä, A.; Pihlaja, K., in Patai, S. *The Chemistry of the Hydroxyl Group*, pt. 1, Wiley, NY, **1971**, pp. 481–497.

is nucleophilic substitution at the inorganic central atom, such as the attack of the alcohol oxygen at the electrophilic sulfur atom in **118**,⁷⁵⁰ or a corresponding



S_N2-type process (see p. 1470). In such cases, there is no alkyl-*O* cleavage. Mono esters of sulfuric acid (alkylsulfuric acids), which are important industrially because their salts are used as detergents, can be prepared by treating alcohols with SO₃, H₂SO₄, ClSO₂OH, or SO₃ complexes.⁷⁵¹ It is possible to prepare a primary sulfonate ester such as tosylate, in the presence of a secondary alcohol unit when tosic acid reacts with a 1,2-diol in the presence of Fe³⁺-Montmorillonite.⁷⁵² Polymer-bound reagents have been used to prepare sulfonate esters.⁷⁵³ Phenolic triflate have been prepared using *N,N*-ditriflylaniline and K₂CO₃ under microwave irradiation.⁷⁵⁴ Alkyl nitrites⁷⁵⁵ can be conveniently prepared by an exchange reaction ROH + R'ONO → RONO + R'OH, where R = *t*-Bu.⁷⁵⁶ Primary amines can be converted to alkyl nitrates (RNH₂ → RONO₂) by treatment with N₂O₄ at -78°C in the presence of an excess of amidine base.⁷⁵⁷ Mitsunobu conditions (**10-17**) can be used to prepare phosphate ester or phosphonate esters. The reaction can be done intramolecularly for prepare cyclic phosphonate esters.⁷⁵⁸

Alkyl halides are often used as substrates instead of alcohols. In such cases, the *salt* of the inorganic acid is usually used and the mechanism is nucleophilic substitution at the carbon atom. An important example is the treatment of alkyl halides with silver nitrate to form alkyl nitrates. This is used as a test for alkyl halides. In some cases, there is competition from the central atom. Thus nitrite ion is an ambident nucleophile that can give nitrites or nitro compounds (see **10-42**).⁷⁵⁹ Dialkyl or aryl alkyl ethers can be cleaved with anhydrous sulfonic acids.⁷⁶⁰



⁷⁵⁰For an example involving nitrite formation, see Aldred, S.E.; Williams, D.L.H.; Garley, M. *J. Chem. Soc. Perkin Trans. 2* **1982**, 777.

⁷⁵¹For a review, see Sandler, S.R.; Karo, W. *Organic Functional Group Preparations*, 2nd ed., Vol 3; Academic Press, NY, **1989**, pp. 129–151.

⁷⁵²Choudary, B.M. Chowdari, N.S.; Kantam, M.L. *Tetrahedron* **2000**, *56*, 7291.

⁷⁵³Vignola, N.; Dahmen, S.; Enders, D.; Bräse, S. *Tetrahedron Lett.* **2001**, *42*, 7833.

⁷⁵⁴Bengtson, A.; Hallberg, A.; Larhed, M. *Org. Lett.* **2002**, *4*, 1231.

⁷⁵⁵For a review of alkyl nitrites, see Williams, D.L.H. *Nitrosation*, Cambridge University Press, Cambridge, **1988**, pp. 150–172.

⁷⁵⁶Doyle, M.P.; Terpstra, J.W.; Pickering, R.A.; LePoire, D.M. *J. Org. Chem.* **1983**, *48*, 3379. For a review of the nitrosation of alcohols, see Williams, D.L.H. *Nitrosation*, Cambridge University Press, Cambridge, **1988**, pp. 150–156.

⁷⁵⁷Barton, D.H.R.; Narang, S.C. *J. Chem. Soc. Perkin Trans. 1* **1977**, 1114.

⁷⁵⁸Pungente, M.D.; Weiler, L. *Org. Lett.* **2001**, *3*, 643.

⁷⁵⁹For a review of formation of nitrates from alkyl halides, see Boguslavskaya, L.S.; Chuvatkin, N.N.; Kartashov, A.V. *Russ. Chem. Rev.* **1988**, *57*, 760.

⁷⁶⁰Klamann, D.; Weyerstahl, P. *Chem. Ber.* **1965**, *98*, 2070.

R'' may be alkyl or aryl. For dialkyl ethers, the reaction does not end as indicated above, since R'OH is rapidly converted to R'OR' by the sulfonic acid (reaction **10-12**), which in turn is further cleaved to R'OSO₂R'' so that the product is a mixture of the two sulfonates. For aryl alkyl ethers, cleavage always takes place to give the phenol, which is not converted to the aryl ether under these conditions. Ethers can also be cleaved in a similar manner by mixed anhydrides of sulfonic and carboxylic acids⁷⁶¹ (prepared as in **16-68**). β-Hydroxyalkyl perchlorates⁷⁶² and sulfonates can be obtained from epoxides.⁷⁶³ Epoxides and oxetanes give α,ω-dinitrates when treated with N₂O₅.⁷⁶⁴ Aziridines and azetidines react similarly, giving nitramine nitrates; for example, *N*-butylazetidone gave NO₂OCH₂CH₂CH₂-N(Bu)NO₂.⁷⁶⁴

OS **II**, 106, 108, 109, 112, 204, 412; **III**, 148, 471; **IV**, 955; **V**, 839; **VIII**, 46, 50, 616. Also see, OS **II**, 111.

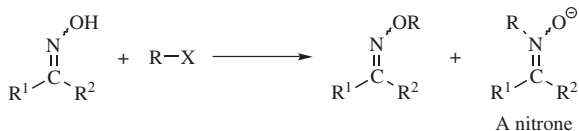
10-23 Alcohols from Amines

Hydroxy-de-amination



This is a rare transformation. A rather direct method was reported whereby a primary amine reacted with KOH in diethylene glycol at 210°C.⁷⁶⁵ The reaction of *S*-phenethylamine and the bis(sulfonyl chloride) of 1,2-benzenesulfonic acid, followed by KNO₂ and 18-crown-6 gave (*R*)-phenethyl alcohol in 70% yield and 40% enantiomeric excess (ee).⁷⁶⁶

10-24 Alkylation of Oximes⁷⁶⁷



Oximes can be alkylated by alkyl halides or sulfates. *N*-Alkylation is a side reaction, yielding a nitronone.⁷⁶⁸ The relative yield of oxime ether and nitronone depends on the nature of the reagents, including the configuration of the oxime,

⁷⁶¹Karger, M.H.; Mazur, Y. *J. Org. Chem.* **1971**, *36*, 532, 540.

⁷⁶²For a review of the synthesis and reactions of organic perchlorates, see Zefirov, N.S.; Zhdankin, V.V.; Koz'min, A.S. *Russ. Chem. Rev.* **1988**, *57*, 1041.

⁷⁶³Zefirov, N.S.; Kirin, V.N.; Yur'eva, N.M.; Zhdankin, V.V.; Kozmin, A.S. *J. Org. Chem. USSR* **1987**, *23*, 1264.

⁷⁶⁴Golding, P.; Millar, R.W.; Paul, N.C.; Richards, D.H. *Tetrahedron Lett.* **1988**, *29*, 2731, 2735.

⁷⁶⁵Rahman, S.M.A.; Ohno, H.; Tanaka, T. *Tetrahedron Lett.* **2001**, *42*, 8007.

⁷⁶⁶Sørbye, K.; Tautermann, C.; Carlsen, P.; Fiksdahl, A. *Tetrahedron Asymmetry*, **1998**, *9*, 681.

⁷⁶⁷For a review of the chemistry of oximes see Ábele, E.; Lukevics, E. *Org. Prep. Proceed. Int.* **2000**, *32*, 235.

⁷⁶⁸For a review of nitronones, see Torrsell, K.B.G. *Nitrile Oxides, Nitronones, and Nitronates in Organic Synthesis*, VCH, NY, **1988**, pp. 75–93. For the synthesis of nitronones see Katritzky, A.R.; Cui, X.; Long, Q.; Yanga, B.; Wilcox, A.L.; Zhang, Y.-K. *Org. Prep. Proceed. Int.* **2000**, *32*, 175.

and on the reaction conditions.⁷⁶⁹ For example, *anti*-benzaldoximes give nitrones, while the *syn* isomers give oxime ethers.⁷⁷⁰

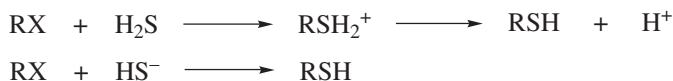
OS III, 172; V, 1031. Also see, OS V, 269; VI, 199.

SULFUR NUCLEOPHILES

Sulfur compounds⁷⁷¹ are better nucleophiles than their oxygen analogs (p. 491), so in most cases these reactions take place faster and more smoothly than the corresponding reactions with oxygen nucleophiles. There is evidence that some of these reactions take place by SET mechanisms.⁷⁷²

10-25 Attack by SH at an Alkyl Carbon: Formation of Thiols⁷⁷³

Mercapto-de-halogenation



Sodium sulfhydryde (NaSH) is a much better reagent for the formation of thiols (mercaptans) from alkyl halides than H₂S and is used much more often. It is easily prepared by bubbling H₂S into an alkaline solution, but hydrosulfide on a supported polymer resin has also been used.⁷⁷⁴ The reaction is most useful for primary halides. Secondary substrates give much lower yields, and the reaction fails completely for tertiary halides because elimination predominates. Sulfuric and sulfonic esters can be used instead of halides. Thioethers (RSR) are often side products.⁷⁷⁵ The conversion can also be accomplished under neutral conditions by treatment of a primary halide with F⁻ and a tin sulfide, such as Ph₃SnSSnPh₃.⁷⁷⁶ An indirect method for the preparation of a thiol is the reaction of an alkyl halide with thiourea to give an isothiuronium salt (**119**), and subsequent treatment with alkali or a

⁷⁶⁹For a review, see Reutov, O.A.; Beletskaya, I.P.; Kurts, A.L. *Ambident Anions*, Plenum, NY, **1983**, pp. 262–272.

⁷⁷⁰Buehler, E. *J. Org. Chem.* **1967**, *32*, 261.

⁷⁷¹For monographs on sulfur compounds, see Bernardi, F.; Csizmadia, I.G.; Mangini, A. *Organic Sulfur Chemistry*, Elsevier, NY, **1985**; Oae, S. *Organic Chemistry of Sulfur*, Plenum, NY, **1977**. For monographs on selenium compounds, see Krief, A.; Hevesi, L. *Organoselenium Chemistry I*, Springer, NY, **1988**; Liotta, D. *Organoselenium Chemistry*, Wiley, NY, **1987**.

⁷⁷²See Ashby, E.C.; Park, W.S.; Goel, A.B.; Su, W. *J. Org. Chem.* **1985**, *50*, 5184.

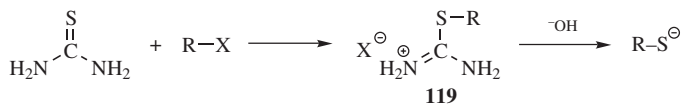
⁷⁷³For a review, see Wardell, J.L., in Patai, S. *The Chemistry of the Thiol Group*, pt. 1; Wiley, NY, **1974**, pp. 179–211.

⁷⁷⁴Bandgar, B.P.; Sadavarte, V.S.; Uppalla, L.S. *Chem. Lett.* **2000**, 1304.

⁷⁷⁵For a method of avoiding thioether formation, see Vasil'tsov, A.M.; Trofimov, B.A.; Amosova, S.V. *J. Org. Chem. USSR* **1983**, *19*, 1197.

⁷⁷⁶Gingras, M.; Harpp, D.N. *Tetrahedron Lett.* **1990**, *31*, 1397.

high-molecular-weight amine gives cleavage to the thiol.



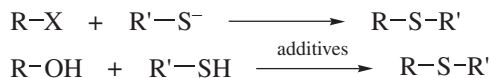
Other indirect methods are treatment of the halide with silyl-thiols and KH, followed by treatment with fluoride ion and water,⁷⁷⁷ and hydrolysis of Bunte salts (see **10-28**) is another method.

Thiols have also been prepared from alcohols. One method involves treatment with H₂S and a catalyst, such as Al₂O₃,⁷⁷⁸ but this is limited to primary alcohols. Another method involves treatment with Lawesson's reagent (see **16-10**).⁷⁷⁹ When epoxides are substrates, the products are β-hydroxy thiols.⁷⁸⁰ Tertiary nitro compounds give thiols (RNO₂ → RSH) when treated with sulfur and sodium sulfide, followed by amalgamated aluminum.⁷⁸¹

OS **III**, 363, 440; **IV**, 401, 491; **V**, 1046; **VIII**, 592. Also see, OS **II**, 345, 411, 573; **IV**, 232; **V**, 223; **VI**, 620.

10-26 Attack by S at an Alkyl Carbon: Formation of Thioethers

Alkylthio-de-halogenation; Alkylthio-de-hydroxylation



Thioethers (sulfides) can be prepared by treatment of alkyl halides with salts of thiols (thiolate ions).⁷⁸² The R' groups may be alkyl or aryl, and organolithium bases can be used to deprotonate the thiol.⁷⁸³ As in **10-25**, RX cannot be a tertiary halide, and sulfuric and sulfonic esters can be used instead of halides. As in the Williamson reaction (**10-8**), yields are improved by phase-transfer catalysis.⁷⁸⁴ Thiols can be reacted directly with alkyl halides in the presence of bases such as

⁷⁷⁷Miranda, E.I.; Díaz, M.J.; Rosado, I.; Soderquist, J.A. *Tetrahedron Lett.* **1994**, 35, 3221; Rane, A.M.; Miranda, E.I.; Soderquist, J. *Tetrahedron Lett.* **1994**, 35, 3225.

⁷⁷⁸Lucien, J.; Barrault, J.; Guisnet, M.; Maurel, R. *Nouv. J. Chim.* **1979**, 3, 15.

⁷⁷⁹Nishio, T. *J. Chem. Soc., Chem. Commun.* **1989**, 205; Nishio, T. *J. Chem. Soc. Perkin Trans. 1* **1993**, 1113.

⁷⁸⁰For a review, see Wardell, J.L., in Patai, S. *The Chemistry of the Thiol Groups*, pt. 1, Wiley, NY, **1974**, pp. 246–251.

⁷⁸¹Kornblum, N.; Widmer, J. *J. Am. Chem. Soc.* **1978**, 100, 7086.

⁷⁸²For a review, see Peach, M.E., in Patai, S. *The Chemistry of the Thiol Groups*, pt. 2, Wiley, NY, **1974**, pp. 721–735.

⁷⁸³Yin, J.; Pidgeon, C. *Tetrahedron Lett.* **1997**, 38, 5953.

⁷⁸⁴For a review of the use of phase transfer catalysis to prepare sulfur-containing compounds, see Weber, W.P.; Gokel, G.W. *Phase Transfer Catalysis in Organic Synthesis*, Springer, NY, **1977**, pp. 221–233.

DBU (p. 1531)⁷⁸⁵ or CsF.⁷⁸⁶ Neopentyl bromide was converted to Me₃CCH₂SPh in good yield by treatment with PhS⁻ in liquid NH₃ at -33°C under the influence of light.⁷⁸⁷ This probably takes place by an S_{RN}1 mechanism (see p. 862). Leaving groups other than chloride can be used, as in the ruthenium-catalyzed reaction of thiols with propargylic carbonates.⁷⁸⁸ Vinylic sulfides can be prepared by treating vinylic bromides with PhS⁻ in the presence of a nickel complex,⁷⁸⁹ with R₃SnSPh⁷⁹⁰ or with PhSLi⁷⁹¹ in the presence of Pd(PPh₃)₄.

In some cases, alcohols can be converted to thioethers by reaction with thiols. Tertiary alcohols react with thiols in the presence of sulfuric acid to give thioethers, and the reaction works best with tertiary substrates.⁷⁹² This reaction is analogous to **10-12**. Thiophenol reacts with propargylic alcohols in the presence of a ruthenium catalysts to give propargylic thioethers.⁷⁹³ Primary and secondary alcohols can be converted to alkyl aryl sulfides (ROH → R_SAr) in high yields by treatment with Bu₃P and an *N*-(aryltio)succinimide in benzene.⁷⁹⁴ Primary alcohols reacted with benzylic thiols in the presence of PMe₃, 1,1'(azodicarbonyl)dipyridine (ADDP) and imidazole to give the thioether.⁷⁹⁵ Thioethers RSR' can be prepared from an alcohol ROH and a halide R'Cl by treatment with tetramethylthiourea Me₂NC(=S)NMe₂ followed by NaH.⁷⁹⁶

Thiolate ions are also useful for the demethylation of certain ethers,⁷⁹⁷ esters, amines, and quaternary ammonium salts. Aryl methyl ethers⁷⁹⁸ can be cleaved by heating with EtS⁻ in the dipolar aprotic solvent DMF: ROAr + EtS⁻ → ArO⁻ + EtSR.⁷⁹⁹ Carboxylic esters and lactones are cleaved (the lactones give ω-alkylthio carboxylic acids) with a thiol and AlCl₃ or AlBr₃.⁸⁰⁰ Esters and lactones

⁷⁸⁵Ono, N.; Miyake, H.; Saito, T.; Kaji, A. *Synthesis* **1980**, 952. See also, Ferreira, J.T.B.; Comasseto, J.V.; Braga, A.L. *Synth. Commun.* **1982**, *12*, 595; Ando, W.; Furuhashi, T.; Tsumaki, H.; Sekiguchi, A. *Synth. Commun.* **1982**, *12*, 627.; Feroci, M.; Inesi, A.; Rossi, L. *Synth. Commun.* **1999**, *29*, 2611.

⁷⁸⁶Shah, S.T.A.; Khan, K.M.; Heinrich, A.M.; Voelter, W. *Tetrahedron Lett.* **2002**, *43*, 8281.

⁷⁸⁷Pierini, A.B.; Peññory, A.B.; Rossi, R.A. *J. Org. Chem.* **1985**, *50*, 2739.

⁷⁸⁸Kondo, T.; Kanda, Y.; Baba, A.; Fukuda, K.; Nakamura, A.; Wada, K.; Morisaki, Y.; Mitsudo, T.-a. *J. Am. Chem. Soc.* **2002**, *124*, 12960.

⁷⁸⁹Cristau, H.J.; Chabaud, B.; Labaudiniere, R.; Christol, H. *J. Org. Chem.* **1986**, *51*, 875.

⁷⁹⁰Carpita, A.; Rossi, R.; Scamuzzi, B. *Tetrahedron Lett.* **1989**, *30*, 2699. For another method, see Ogawa, T.; Hayami, K.; Suzuki, H. *Chem. Lett.* **1989**, 769.

⁷⁹¹Martínez, A.G.; Barcina, J.O.; Cerezo, A. de F.; Subramanian, L.R. *Synlett*, **1994**, 561.

⁷⁹²See Cain, M.E.; Evans, M.B.; Lee, D.F. *J. Chem. Soc.* **1962**, 1694.

⁷⁹³Inada, Y.; Nishibayashi, Y.; Hidai, M.; Uemura, S. *J. Am. Chem. Soc.* **2002**, *124*, 15172.

⁷⁹⁴Walker, K.A.M. *Tetrahedron Lett.* **1977**, 4475. See the references in this paper for other methods of converting alcohols to sulfides. See also, Cleary, D.G. *Synth. Commun.* **1989**, *19*, 737.

⁷⁹⁵Falck, J.R.; Lai, J.-Y.; Cho, S.-D.; Yu, J. *Tetrahedron Lett.* **1999**, *40*, 2903.

⁷⁹⁶Fujisaki, S.; Fujiwara, I.; Norisue, Y.; Kajigaeshi, S. *Bull. Chem. Soc. Jpn.* **1985**, *58*, 2429.

⁷⁹⁷For a review, see Evers, M. *Chem. Scr.* **1986**, *26*, 585.

⁷⁹⁸Certain other sulfur-containing reagents also cleave methyl and other ethers: see Hanessian, S.; Guindon, Y. *Tetrahedron Lett.* **1980**, *21*, 2305; Williard, P.G.; Fryhle, C.B. *Tetrahedron Lett.* **1980**, *21*, 3731; Node, M.; Nishide, K.; Fuji, K.; Fujita, E. *J. Org. Chem.* **1980**, *45*, 4275. For cleavage with selenium-containing reagents, see Evers, M.; Christiaens, L. *Tetrahedron Lett.* **1983**, *24*, 377. For a review of the cleavage of aryl alkyl ethers, see Tiecco, M. *Synthesis* **1988**, 749.

⁷⁹⁹Feutrill, G.I.; Mirrington, R.N. *Tetrahedron Lett.* **1970**, 1327, *Aust. J. Chem.* **1972**, *25*, 1719, 1731.

⁸⁰⁰Node, M.; Nishide, K.; Ochiai, M.; Fuji, K.; Fujita, E. *J. Org. Chem.* **1981**, *46*, 5163.

are similarly cleaved in high yield by phenyl selenide ion PhSe^- .⁸⁰¹ Allylic sulfides have been prepared by treating allylic carbonates ROCOOMe (R = an allylic group) with a thiol and a $\text{Pd}(0)$ catalyst.⁸⁰² A good method for the demethylation of quaternary ammonium salts consists of refluxing them with PhS^- in butanone:⁸⁰³



A methyl group is cleaved more readily than other simple alkyl groups (such as ethyl), although loss of these groups competes, but benzylic and allylic groups cleave even more easily, and this is a useful procedure for the cleavage of benzylic and allylic groups from quaternary ammonium salts, even if methyl groups are also present.⁸⁰⁴

Symmetrical thioethers can also be prepared by treatment of an alkyl halide with sodium sulfide.⁸⁰⁵ Symmetrical thioethers have also been prepared by the reaction of $\text{S}(\text{MgBr})_2$ with allylic halides.⁸⁰⁶



This reaction can be carried out internally, by treatment of sulfide ions with 1,4-, 1,5-, or 1,6-dihalides, to prepare five-, six-, and seven-membered⁸⁰⁷ sulfur-containing heterocyclic rings. Certain larger rings have also been closed in this way.⁸⁰⁸ A related variation converts epoxides to thiiranes with thiourea and LiBF_4 in acetonitrile.⁸⁰⁹

gem-Dihalides can be converted to dithioacetals $\text{RCH}(\text{SR}')_2$,⁸¹⁰ and acetals have been converted to monothioacetals $\text{R}_2\text{C}(\text{OR}')(\text{SR}^2)$,⁸¹¹ and to dithioacetals.⁸¹² The combination of carbon disulfide and NaBH_4 converted 1,3-dibromopropane to 1,3-dithiane.⁸¹³

⁸⁰¹Scarborough, Jr., R.M.; Smith III, A.B. *Tetrahedron Lett.* **1977**, 4361; Liotta, D.; Sunay, U.; Santiesteban, H.; Markiewicz, W. *J. Org. Chem.* **1981**, *46*, 2605; Kong, F.; Chen, J.; Zhou, X. *Synth. Commun.* **1988**, *18*, 801.

⁸⁰²Trost, B.M.; Scanlan, T.S. *Tetrahedron Lett.* **1986**, *27*, 4141; Goux, C.; Lhoste, P.; Sinou, D. *Tetrahedron Lett.* **1992**, *33*, 8099; *Tetrahedron* **1994**, *50*, 10321.

⁸⁰³Shamma, M.; Deno, N.C.; Remar, J.F. *Tetrahedron Lett.* **1966**, 1375. For alternative procedures, see Hutchins, R.O.; Dux, F.J. *J. Org. Chem.* **1973**, *38*, 1961; Posner, G.H.; Ting, J. *Synth. Commun.* **1974**, *4*, 355.

⁸⁰⁴Kametani, T.; Kigasawa, T.; Hiiragi, M.; Wagatsuma, N.; Wakisaka, K. *Tetrahedron Lett.* **1969**, 635.

⁸⁰⁵For another reagent, see Harpp, D.N.; Gingras, M.; Aida, T.; Chan, T.H. *Synthesis* **1987**, 1122.

⁸⁰⁶Nedugov, A.N.; Pavlova, N.N. *Zhur. Org. Khim.*, **1992**, *28*, 1401 (Engl. 1103).

⁸⁰⁷Tan, L.C.; Pagni, R.M.; Kabalka, G.W.; Hillmyer, M.; Woosley, J. *Tetrahedron Lett.* **1992**, *33*, 7709.

⁸⁰⁸See Hammerschmidt, E.; Bieber, W.; Vögtle, F. *Chem. Ber.* **1978**, *111*, 2445; Singh, A.; Mehrotra, A.; Regen, S.L. *Synth. Commun.* **1981**, *11*, 409.

⁸⁰⁹Kazemi, F.; Kiasat, A.R.; Ebrahimi, S. *Synth. Commun.* **2003**, *33*, 595.

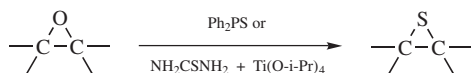
⁸¹⁰See, for example, Wähälä, K.; Ojanperä, I.; Häyri, L.; Hase, T.A. *Synth. Commun.* **1987**, *17*, 137.

⁸¹¹Masaki, Y.; Serizawa, Y.; Kaji, K. *Chem. Lett.* **1985**, 1933; Sato, T.; Kobayashi, T.; Gojo, T.; Yoshida, E.; Otera, J.; Nozaki, H. *Chem. Lett.* **1987**, 1661.

⁸¹²Firouzabadi, H.; Iranpoor, N.; Hazarkhami, H. *J. Org. Chem.* **2001**, *66*, 7527, and references cited therein; Ranu, B.C.; Das, A.; Samanta, S. *Synlett.* **2002**, 727.

⁸¹³Wan, Y.; Kurchan, A.N.; Barnhurst, L.A.; Kutateladze, A.G. *Org. Lett.* **2000**, *2*, 1133.

When epoxides are substrates,⁸¹⁴ reaction with $\text{PhSeSnBu}_3/\text{BF}_3\cdot\text{OEt}_2$ ⁸¹⁵ gives the corresponding β -hydroxy selenide in a manner analogous to that mentioned in **10-25**. Reaction of an epoxide with Ph_3SiSH followed by treatment with Bu_4NF gives hydroxy-thiols.⁸¹⁶ Epoxides can also be directly converted to episulfides⁸¹⁷ by treatment with a phosphine sulfide, such as Ph_3PS ,⁸¹⁸ with thiourea and titanium tetraisopropoxide,⁸¹⁹ with NH_4SCN and $\text{TiO}(\text{tfa})_2$,⁸²⁰ with $(\text{EtO})_2\text{P}(=\text{O})\text{H/S/Al}_2\text{O}_3$,⁸²¹ with KSCN and InBr_3 ,⁸²² and with KSCN in ionic liquids.⁸²³



Alkyl halides, treated with thioethers, give sulfonium salts.⁸²⁴ Other leaving groups have also been used for this purpose.⁸²⁵

Selenides (selenoethers) and tellurides can be prepared via RSe^- and RTe^- species,⁸²⁶ and selenium and borohydride exchange resin followed by the halide give the selenoether.⁸²⁷ The La/I_2 -catalyzed reaction of diphenyl diselenide with primary alkyl iodides gave arylalkyl selenides,⁸²⁸ and InI has been used with benzyl halides.⁸²⁹ Diaryl selenides ($\text{Ar-Se-Ar}'$) have been prepared by coupling aryl iodides with tin reagents (ArSeSnR_3) with a palladium(0) catalyst.⁸³⁰

⁸¹⁴Chini, M.; Crotti, P.; Giovani, E.; Macchia, F.; Pineschi, M. *Synlett*, **1992**, 303.

⁸¹⁵Nishiyama, Y.; Ohashi, H.; Itoh, K.; Sonoda, N. *Chem. Lett.* **1998**, 159.

⁸¹⁶Brittain, J.; Gareau, Y. *Tetrahedron Lett.* **1993**, *34*, 3363.

⁸¹⁷For a review of episulfides, see Fokin, A.V.; Kolomiets, A.F. *Russ. Chem. Rev.* **1975**, *44*, 138.

⁸¹⁸Chan, T.H.; Finkenbine, J.R. *J. Am. Chem. Soc.* **1972**, *94*, 2880.

⁸¹⁹Gao, Y.; Sharpless, K.B. *J. Org. Chem.* **1988**, *53*, 4114. For other methods, see Calò, V.; Lopez, L.; Marchese, L.; Pesce, G. *J. Chem. Soc., Chem. Commun.* **1975**, 621; Takido, T.; Kobayashi, Y.; Itabashi, K. *Synthesis* **1986**, 779; Bouda, H.; Borredon, M.E.; Delmas, M.; Gaset, A. *Synth. Commun.* **1987**, *17*, 943, **1989**, *19*, 491.

⁸²⁰Iranpoor, N.; Zeynizadeh, B. *Synth. Commun.* **1998**, *28*, 3913. See also, Tamami, B.; Kolahdoozan, M. *Tetrahedron Lett.* **2004**, *45*, 1535.

⁸²¹Kaboudin, B.; Norouzi, H. *Tetrahedron Lett.* **2004**, *45*, 1283.

⁸²²Yadav, J.S.; Reddy, B.V.S.; Baishya, G. *Synlett.* **2003**, 396.

⁸²³Yadav, J.S.; Reddy, B.V.S.; Reddy, Ch.S.; Rajasekhar, K. *J. Org. Chem.* **2003**, *68*, 2525.

⁸²⁴For a review of the synthesis of sulfonium salts, see Lowe, P.A., in Stirling, C.J.M. *The Chemistry of the Sulphonium Group*, pt. 1, Wiley, NY, **1981**, pp. 267–312.

⁸²⁵See Badet, B.; Jacob, L.; Julia, M. *Tetrahedron* **1981**, *37*, 887; Badet, B.; Julia, M. *Tetrahedron Lett.* **1979**, 1101, and references cited in the latter paper.

⁸²⁶Brandsma, L.; Wijers, H.E. *Recl. Trav. Chim. Pays-Bas* **1963**, *82*, 68; Clarembeau, M.; Krief, A. *Tetrahedron Lett.* **1984**, *25*, 3625; Cohen, R.J.; Fox, D.L.; Salvatore, R.N. *J. Org. Chem.* **2004**, *69*, 4265. For a review of nucleophilic selenium, see Monahan, R.; Brown, D.; Waykole, L.; Liotta, D., in Liotta, D.C. *Organoselenium Chemistry*, Wiley, NY, **1987**, pp. 207–241.

⁸²⁷Yanada, K.; Fujita, T.; Yanada, R. *Synlett*, **1998**, 971.

⁸²⁸Nishino, T.; Okada, M.; Kuroki, T.; Watanabe, T.; Nishiyama, Y.; Sonoda, N. *J. Org. Chem.* **2002**, *67*, 8696. Zinc in aqueous media has also been used: see Bieber, L.W.; de Sá, A.C.P.F.; Menezes, P.H. Gonçalves, S.M.C. *Tetrahedron Lett.* **2001**, *42*, 4597.

⁸²⁹Ranu, B.C.; Mandal, T.; Samanta, S. *Org. Lett.* **2003**, *5*, 1439; Ranu, B.C.; Mandal, T. *J. Org. Chem.* **2004**, *69*, 5793.


⁸³⁰Nishiyama, Y.; Tokunaga, K.; Sonoda, N. *Org. Lett.* **1999**, *1*, 1725.

OS II, 31, 345, 547, 576; III, 332, 751, 763; IV, 396, 667, 892, 967; V, 562, 780, 1046; VI, 5, 31, 268, 364, 403, 482, 556, 601, 683, 704, 737, 833, 859; VII, 453; VIII, 592. See also, OS VI, 776.



10-27 Formation of Disulfides⁸³¹

Dithio-de-dihalo-aggre-substitution

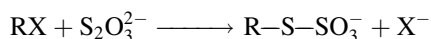


Disulfides can be prepared by treatment of alkyl halides with disulfide ions and also indirectly by the reaction of Bunte salts (see **10-28**) with acid solutions of iodide, thiocyanate ion, or thiourea,⁸³² or by pyrolysis or treatment with hydrogen peroxide. Alkyl halides also give disulfides when refluxed with sulfur and NaOH,⁸³³ and with piperidinium tetrathiotungstate or piperidinium tetrathiomolybdate.⁸³⁴ Other molybdenum compounds convert alkyl halides to disulfides, including (BnNEt₃)₆Mo₇S₂₄.⁸³⁵

There are no OS references, but a similar preparation of a polysulfide may be found in OS IV, 295.

10-28 Formation of Bunte Salts

Sulfonatthio-de-halogenation



Primary and secondary, but not tertiary, alkyl halides are easily converted to Bunte salts (RSSO₃⁻) by treatment with thiosulfate ion.⁸³⁶ Bunte salts can be hydrolyzed with acids to give the corresponding thiols⁸³⁷ or converted to disulfides, tetrasulfides, or pentasulfides.⁸³⁸

OS VI, 235.

⁸³¹For a discussion of disulfide exchange reactions, see Arisawa, M.; Yamaguchi, M. *J. Am. Chem. Soc.* **2004**, *125*, 6624.

⁸³²Milligan, B.; Swan, J.M. *J. Chem. Soc.* **1962**, 2712.

⁸³³Chorbadjiev, S.; Roumian, C.; Markov, P. *J. Prakt. Chem.* **1977**, *319*, 1036. For an example using microwave irradiation, see Wang, J.-X.; Gao, L.; Huang, D. *Synth. Commun.* **2002**, *32*, 963.

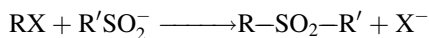
⁸³⁴Dhar, P.; Chandrasekaran, S. *J. Org. Chem.* **1989**, *54*, 2998.

⁸³⁵Polshettiwar, V.; Nivsarkar, M.; Acharya, J.; Kaushik, M.P. *Tetrahedron Lett.* **2003**, *44*, 887.

⁸³⁶For a review of Bunte salts, see Distler, H. *Angew. Chem. Int. Ed.* **1967**, *6*, 544–553.

⁸³⁷Kice, J.L. *J. Org. Chem.* **1963**, *28*, 957.

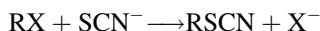
⁸³⁸Milligan, B.; Saville, B.; Swan, J.M. *J. Chem. Soc.* **1963**, 3608.

10-29 Alkylation of Sulfinic Acid Salts**Alkylsulfonyl-de-halogenation**

Alkyl halides or alkyl sulfates, treated with the salts of sulfinic acids, give sulfones.⁸³⁹ A palladium catalyzed reaction with a chiral complexing agent led to sulfones with modest asymmetric induction.⁸⁴⁰ Alkyl sulfinates R'SO-OR may be side products.⁸⁴¹ Sulfonic acids themselves can be used, if DBU (p. 1530) is present.⁸⁴² Sulfonyl halides react with allylic halides in the presence of AlCl_3Fe ⁸⁴³ and with benzyl halides in the presence of Sm/HgCl_2 .⁸⁴⁴ Sulfones have also been prepared by treatment of alkyl halides with tosylhydrazide.⁸⁴⁵

Vinyl sulfones were prepared from PhSO_2Na and vinyl iodinium salts $\text{C}=\text{C}-\text{I}^+\text{PhBF}_4^-$.⁸⁴⁶ Sulfinates esters ($\text{RS}(=\text{O})\text{OR}'$) were prepared from alcohols and sulfinyl chlorides, in the presence of Proton Sponge[®].⁸⁴⁷

OS IV, 674; IX, 497. See also, OS VI, 1016.

10-30 Formation of Alkyl Thiocyanates**Thiocyanato-de-halogenation**

Alkyl halides⁸⁴⁸ or sulfuric or sulfonic esters can be heated with sodium or potassium thiocyanate to give alkyl thiocyanates,⁸⁴⁹ although the attack by the analogous cyanate ion (**10-44**) gives exclusive *N*-alkylation. Primary amines can be converted to thiocyanates by the Katritzky pyrylium-pyridinium method (p. 498).⁸⁵⁰ Tertiary

⁸³⁹For a review, see Schank, K., in Patai, S.; Rappoport, Z.; Stirling, C. *The Chemistry of Sulphones and Sulphoxides*, Wiley, NY, **1988**, pp. 165–231, 177–188.

⁸⁴⁰Eichelmann, H.; Gais, H.-J. *Tetrahedron Asymmetry*, **1995**, 6, 643.

⁸⁴¹See, for example Meek, J.S.; Fowler, J.S. *J. Org. Chem.* **1968**, 33, 3422; Kiełbasiński, P.; Żurawiński, R.; Drabowicz, J.; Mikołajczyk, M. *Tetrahedron* **1988**, 44, 6687.

⁸⁴²Biswas, G.; Mal, D. *J. Chem. Res. (S)* **1988**, 308.

⁸⁴³Saikia, P.; Laskar, D.D.; Prajapati, D.; Sandhu, J.S. *Chem. Lett.* **2001**, 512.

⁸⁴⁴Zhang, J.; Zhang, Y. *J. Chem. Res. (S)* **2001**, 516.

⁸⁴⁵Ballini, R.; Marcantoni, E.; Petrini, M. *Tetrahedron* **1989**, 45, 6791.

⁸⁴⁶Ochiai, M.; Oshima, K.; Masaki, Y.; Kunishima, M.; Tani, S. *Tetrahedron Lett.* **1993**, 34, 4829.

⁸⁴⁷Evans, J.W.; Fierman, M.B.; Miller, S.J.; Ellman, J.A. *J. Am. Chem. Soc.* **2004**, 126, 8134.

⁸⁴⁸Renard, P.-Y.; Schwebel, H.; Vayron, P.; Leclerc, E.; Dias, S.; Mioskowski, C. *Tetrahedron Lett.* **2001**, 42, 8479. For a variation involving *in situ* halogenation of active methylene compounds with formation of the thiocyanate, see Prakash, O.; Kaur, H.; Batra, H.; Rani, N.; Singh, S.P.; Moriarty, R.M. *J. Org. Chem.* **2001**, 66, 2019. The reagent $\text{Ph}_3\text{P}(\text{SCN})_2$ has also been used: see Iranpoor, N.; Firouzabadi, H.; Shaterian, H.R. *Tetrahedron Lett.* **2002**, 43, 3439.

⁸⁴⁹For a review of thiocyanates, see Guy, R.G., in Patai, S. *The Chemistry of Cyanates and Their Thio Derivatives*, pt. 2; pp. 819–886, Wiley, NY, **1977**, pp. 819–886.

⁸⁵⁰Katritzky, A.R.; Gruntz, U.; Mongelli, N.; Rezende, M.C. *J. Chem. Soc. Perkin Trans. 1* **1979**, 1953. For the conversion of primary alcohols to thiocyanates, see Tamura, Y.; Kawasaki, T.; Adachi, M.; Tanio, M.; Kita, Y. *Tetrahedron Lett.* **1977**, 4417.

chlorides are converted to tertiary thiocyanates with $\text{Zn}(\text{SCN})_2$ in pyridine and ultrasound.⁸⁵¹

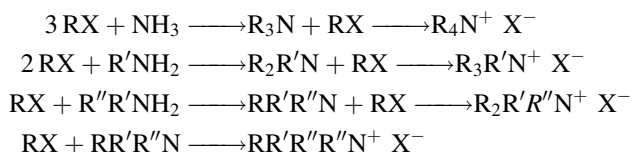
OS II, 366.

NITROGEN NUCLEOPHILES

A. Attack by NH_2 , NHR , or NR_2 at an Alkyl Carbon

10-31 Alkylation of Amines

Amino-de-halogenation (alkyl)



The reaction between alkyl halides and ammonia or primary amines is not usually a feasible method for the preparation of primary or secondary amines, since they are stronger bases than ammonia and preferentially attack the substrate. However, the reaction is very useful for the preparation of tertiary amines⁸⁵² and quaternary ammonium salts. If ammonia is the nucleophile,⁸⁵³ the three or four alkyl groups on the nitrogen of the product must be identical. If a primary, secondary, or tertiary amine is used, then different alkyl groups can be placed on the same nitrogen atom. The conversion of tertiary amines to quaternary salts is called the *Menshutkin reaction*.⁸⁵⁴ It is sometimes possible to use this method for the preparation of a primary amine by the use of a large excess of ammonia or a secondary amine by the use of a large excess of primary amine. The use of ammonia in methanol with microwave irradiation has also been effective.⁸⁵⁵ Microwave irradiation has also been used in reactions of aniline with allyl iodides.⁸⁵⁶ A base other than the amine

⁸⁵¹Bettadaiah, B.K.; Gurudutt, K.N.; Srinivas, P. *Synth. Commun.* **2003**, *33*, 2293.

⁸⁵²For reviews of this reaction, see Gibson, M.S., in Patai, S. *The Chemistry of the Amino Group*, Wiley, NY, **1968**, pp. 45–55; Spialter, L.; Pappalardo, J.A. *The Acyclic Aliphatic Tertiary Amines*, Macmillan, NY, **1965**, pp. 14–29.

⁸⁵³For a review of ammonia as a synthetic reagent, see Jeyaraman, R., in Pizey, J.S. *Synthetic Reagents*, Vol. 5, Wiley, NY, **1983**, pp. 9–83.

⁸⁵⁴For a discussion of solvent effects see Deleuze, M.S.; Leigh, D.A.; Zerbetto, F. *J. Am. Chem. Soc.* **1999**, *121*, 2364. For a review of stereoselectivity in this reaction see Bottini, A.T. *Sel. Org. Transform.* **1970**, *1*, 89. For a discussion of steric effects, see Persson, J.; Berg, U.; Matsson, O. *J. Org. Chem.* **1995**, *60*, 5037. For a review of quaternization of heteroaromatic rings, see Zoltewicz, J.A.; Deady, L.W. *Adv. Heterocycl. Chem.* **1978**, *22*, 71. See Shaik, S.; Ioffe, A.; Reddy, A.C.; Pross, A. *J. Am. Chem. Soc.* **1994**, *116*, 262 for a discussion of the transition state for this reaction.

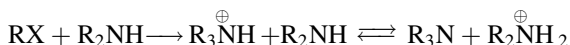
⁸⁵⁵Saulnier, M.G.; Zimmermann, K.; Struzynski, C.P.; Sang, X.; Velaparthi, U.; Wittman, M.; Frennesson, D.B. *Tetrahedron Lett.* **2004**, *45*, 397.

⁸⁵⁶Romera, J.L.; Cid, J.M.; Trabanco, A.A. *Tetrahedron Lett.* **2004**, *45*, 8797.

can be added to facilitate the reaction. Sodium carbonate has been used,⁸⁵⁷ as has lithium hydroxide.⁸⁵⁸ Cesium hydroxide was successfully used as a base in the presence of molecular sieve 4 Å,⁸⁵⁹ and cesium fluoride has been used with benzylic halides.⁸⁶⁰ Potassium carbonate in DMSO has been used for the alkylation of aniline.⁸⁶¹ Bromides react faster than chlorides, and secondary amines reaction with 3-chloro-1-bromopropane via the bromide, in the presence of Zn and THF.⁸⁶²

The limitations of this approach can be seen in the reaction of a saturated solution of ammonia in 90% ethanol with ethyl bromide in a 16:1 molar ratio, under which conditions the yield of primary amine was 34.2% (at a 1:1 ratio the yield was 11.3%).⁸⁶³ Alkyl amines can be one type of substrate that does give reasonable yields of primary amine (provided a large excess of NH₃ is used) are α-halo acids, which are converted to amino acids. *N*-Chloromethyl lactams also react with amines to give good yields to the *N*-aminomethyl lactam.⁸⁶⁴ Primary amines can be prepared from alkyl halides by **10-43**, followed by reduction of the azide (**19-32**),⁸⁶⁵ or by the Gabriel synthesis (**10-41**).

The immediate product in any particular step is the protonated amine, but it rapidly loses a proton to another molecule of ammonia or amine in an equilibrium process, for example,



When it is desired to convert a primary or secondary amine directly to the quaternary salt (*exhaustive alkylation*), the rate can be increased by the addition of a non-nucleophilic strong base that serves to remove the proton from RR'NH₂⁺ or RR'R²NH⁺ and thus liberates the amine to attack another molecule of RX.⁸⁶⁶

The conjugate bases of ammonia and of primary and secondary amines (NH₂⁻, RNH⁻, R₂N⁻) are sometimes used as nucleophiles,⁸⁶⁷ including amide bases generated from organolithium reagents and amines (R₂NLi).⁸⁶⁸ This is in contrast to the

⁸⁵⁷Faul, M.M.; Kobierski, M.E.; Kopach, M.E. *J. Org. Chem.* **2003**, *68*, 5739.

⁸⁵⁸Cho, J.H.; Kim, B.M. *Tetrahedron Lett.* **2002**, *43*, 1273.

⁸⁵⁹Salvatore, R.N.; Nagle, A.S.; Schmidt, S.E.; Jung, K.W. *Org. Lett.* **1999**, *1*, 1893; Salvatore, R.N.; Schmidt, S.E.; Shin, S.I.; Nagle, A.S.; Worrell, J.H.; Jung, K.W. *Tetrahedron Lett.* **2000**, *41*, 9705.

⁸⁶⁰Hayat, S.; Rahman, A.-U.; Choudhary, M.I.; Khan, K.M.; Schumann, W.; Bayer, E. *Tetrahedron* **2001**, *57*, 9951.

⁸⁶¹Srivastava, S.K.; Chauhan, P.M.S.; Bhaduri, A.P. *Synth. Commun.* **1999**, *29*, 2085; Jaisinghani, H.G.; Khadilkar, B.M. *Synth. Commun.* **1999**, *29*, 3693; Salvatore, R.N.; Nagle, A.S.; Jung, K.W. *J. Org. Chem.* **2002**, *67*, 674.

⁸⁶²Murty, M.S.R.; Jyothirmai, B.; Krishna, P.R.; Yadav, J.S. *Synth. Commun.* **2003**, *33*, 2483.

⁸⁶³Werner, E.A. *J. Chem. Soc.* **1918**, *113*, 899.

⁸⁶⁴Chen, P.; Suh, D.J.; Smith, M.B. *J. Chem. Soc. Perkin Trans. 1* **1995**, 1317; Deskus, J.; Fan, D.-p.; Smith, M.B. *Synth. Commun.* **1998**, *28*, 1649.

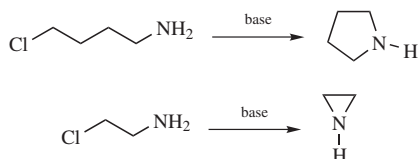
⁸⁶⁵See Kumar, H.M.S.; Anjaneyulu, S.; Reddy, B.V.S.; Yadav, J.S. *Synlett.* **1999**, 551.

⁸⁶⁶Sommer, H.Z.; Jackson, L.L. *J. Org. Chem.* **1970**, *35*, 1558; Sommer, H.Z.; Lipp, H.I.; Jackson, L.L. *J. Org. Chem.* **1971**, *36*, 824. See also, Chuang, T.-H.; Sharpless, K.B. *Org. Lett.* **2000**, *2*, 3555.

⁸⁶⁷For a discussion of the mechanism of the reaction between a primary halide and Ph₂NLi, see DePue, J.S.; Collum, D.B. *J. Am. Chem. Soc.* **1988**, *110*, 5524.

⁸⁶⁸Vitale, A.A.; Chioconi, A.A. *J. Chem. Res. (S)* **1996**, 336.

analogous methods **10-1**, **10-8**, **10-25**, and **10-26**. Pyrrole is converted to *N*-methylpyrrole with KOH, iodomethane in ionic liquids.⁸⁶⁹ Primary alkyl, allylic, and benzylic bromides, iodides, and tosylates react with sodium bis(trimethylsilyl) amide to give derivatives that are easily hydrolyzed to produce amine salts in high overall yields.⁸⁷⁰ Primary arylamines are easily alkylated, but diaryl- and triarylamines are very poor nucleophiles. However, the reaction has been carried out with diarylamines.⁸⁷¹ Sulfates or sulfonates can be used instead of halides. The reaction can be carried out intramolecularly to give cyclic amines, with three-, five-, and six-membered (but not four-membered) rings being easily prepared. Thus, 4-chloro-1-aminobutane treated with base gives pyrrolidine, and 2-chloroethylamine gives aziridine⁸⁷² (analogous to **10-9**):



Reduction of *N*-(3-bromopropyl) imines gives a bromo-amine *in situ*, which cyclizes to the aziridine.⁸⁷³ Five-membered ring amines (pyrrolidines) can be prepared from alkenyl amines via treatment with *N*-chlorosuccinimide and then Bu₃SnH.⁸⁷⁴ Internal addition of amine to allylic acetates, catalyzed by Pd(PPh₃)₄, leads to cyclic products via a S_N2' reaction.⁸⁷⁵ Three-membered cyclic amines (aziridines) can be prepared from chiral conjugated amides via bromination and reaction with an amine.⁸⁷⁶ Four-membered cyclic amines (azetidines) have been prepared in a different way:⁸⁷⁷



This reaction was also used to close five-, six-, and seven-membered rings.

As usual, tertiary substrates do not give the reaction at all but undergo preferential elimination. However, tertiary (but not primary or secondary) halides R₃CCl can be converted to primary amines R₃CNH₂ by treatment with NCl₃ and AlCl₃⁸⁷⁸ in a reaction related to **10-39**.

⁸⁶⁹In bmim PF₆, 1-butyl-3-methylimidazolium hexafluorophosphate: Le, Z.-G.; Chen, Z.-C.; Hu, Y.; Zheng, Q.-G. *Synthesis* **2004**, 1951.

⁸⁷⁰Bestmann, H.J.; Wölfel, G. *Chem. Ber.* **1984**, *117*, 1250.

⁸⁷¹Patai, S.; Weiss, S. *J. Chem. Soc.* **1959**, 1035.

⁸⁷²For a review of aziridine formation by this method, see Dermer, O.C.; Ham, G.E. *Ethylenimine and Other Aziridines*, Academic Press, NY, **1969**, pp. 1–59.

⁸⁷³DeKimpe, N.; DeSmaele, D. *Tetrahedron Lett.*, **1994**, *35*, 8023. Also see, De Kimpe, N.; Boelens, M.; Piqueur, J.; Baele, J. *Tetrahedron Lett.* **1994**, *35*, 1925.

⁸⁷⁴Tokuda, M.; Fujita, H.; Sugimoto, H. *J. Chem. Soc. Perkin Trans. 1* **1994**, 777.

⁸⁷⁵Grellier, M.; Pfeiffer, M.; van Koten, G. *Tetrahedron Lett.* **1994**, *35*, 2877.

⁸⁷⁶Garner, P.; Dogan, O.; Pillai, S. *Tetrahedron Lett.*, **1994**, *35*, 1653.

⁸⁷⁷Juaristi, E.; Madrigal, D. *Tetrahedron* **1989**, *45*, 629.

⁸⁷⁸Strand, J.W.; Kovacic, M.K. *J. Am. Chem. Soc.* **1973**, *95*, 2977.

Amines can be *N*-alkylated by reaction with alcohols, in a sealed tube with microwave irradiation,⁸⁷⁹ by ruthenium-catalyzed,⁸⁸⁰ palladium-⁸⁸¹ or iridium-catalyzed⁸⁸² reactions. Heating indoles with benzylic alcohols in the presence of $\text{Me}_3\text{P}=\text{CH}(\text{CN})$ give the *N*-benzylindole.⁸⁸³ Heating an alcohol on $\gamma\text{-Al}_2\text{O}_3$ leads to an amine,⁸⁸⁴ as does treatment with the amine, SnCl_2 and $\text{Pd}(\text{PPh}_3)_4$.⁸⁸⁵ The palladium-catalyzed displacement of allylic acetates leads to allylic amines.⁸⁸⁶ Chlorodiethylaluminum (Et_2AlCl), with a $\text{Cu}(\text{II})$ catalysts can be used to prepare *N*-ethylaniline derivatives.⁸⁸⁷ *tert*-Butylamines can be prepared from isobutylene, HBr and the amine by heating a sealed tube.⁸⁸⁸

Phosphines behave similarly, and compounds of the type R_3P and $\text{R}_4\text{P}^+ \text{X}^-$ can be so prepared.⁸⁸⁹ The reaction between triphenylphosphine and quaternary salts of nitrogen heterocycles in an aprotic solvent is probably the best way of dealkylating the heterocycles, for example,⁸⁹⁰



Primary amines can be prepared from alkyl halides by the use of hexamethylenetetramine⁸⁹¹ followed by cleavage of the resulting salt with ethanolic HCl . The method, called the *Delépine reaction*, is most successful for active halides such as allylic and benzylic halides and α -halo ketones, and for primary

A convenient way of obtaining secondary amines without contamination by primary or tertiary amines involves treatment of alkyl halides with the sodium or

⁸⁷⁹Jiang, Y.-L.; Hu, Y.-Q.; Feng, S.-Q.; Wu, J.-S.; Wu, Z.-W.; Yuan, Y.-C.; Liu, J.-M.; Hao, Q.-S.; Li, D.-P. *Synth. Commun.* **1996**, *26*, 161.

⁸⁸⁰Watanabe, Y.; Morisaki, Y.; Kondo, T.; Mitsudo, T. *J. Org. Chem.* **1996**, *61*, 4214.

⁸⁸¹Yang, S.-C.; Yu, C.-L.; Tsai, Y.-C. *Tetrahedron Lett.* **2000**, *41*, 7097; Shue, Y.-J.; Yang, S.-C.; Lai, H.-C. *Tetrahedron Lett.* **2003**, *44*, 1481; Kimura, M.; Futamata, M.; Shibata, K.; Tamaru, Y. *Chem. Commun.* **2003**, 234.

⁸⁸²Takeuchi, R.; Ue, N.; Tanabe, K.; Yamashita, K.; Shiga, N. *J. Am. Chem. Soc.* **2001**, *123*, 9525; Fujita, K.-i.; Li, Z.; Ozeki, N.; Yamaguchi, R. *Tetrahedron Lett.* **2003**, *44*, 2687.

⁸⁸³Bombrun, A.; Casi, G. *Tetrahedron Lett.* **2002**, *43*, 2187.

⁸⁸⁴Valot, F.; Fache, F.; Jacquot, R.; Spagnol, M.; Lemaire, M. *Tetrahedron Lett.* **1999**, *40*, 3689. For a zeolite mediated reaction that uses methyl acetate, see Selva, M.; Tundo, P.; Perosa, A. *J. Org. Chem.* **2003**, *68*, 7374.

⁸⁸⁵Masuyama, Y.; Kagawa, M.; Kurusu, Y. *Chem. Lett.* **1995**, 1121.

⁸⁸⁶Kodama, H.; Taiji, T.; Ohta, T.; Furukawa, I. *Synlett* **2001**, 385; Feuerstein, M.; Laurenti, D.; Doucet, H.; Santelli, M. *Tetrahedron Lett.* **2001**, *42*, 2313; Watson, I.D.G.; Styler, S.A.; Yudin, A.K. *J. Am. Chem. Soc.* **2004**, *126*, 5086; Ohta, T.; Sasayama, H.; Nakajima, O.; Kurahashi, N.; Fujii, J.; Furukawa, I. *Tetrahedron Asymmetry* **2003**, *14*, 537. See also, Evans, P.A.; Robinson, J.E.; Moffett, K.K. *Org. Lett.* **2001**, *3*, 3269. For a titanium-catalyzed variation see Mahrwald, R.; Quint, S. *Tetrahedron Lett.* **2001**, *42*, 1655.

⁸⁸⁷Barton, D.H.R.; Doris, E. *Tetrahedron Lett.* **1996**, *37*, 3295.

⁸⁸⁸Gage, J.R.; Wagner, J.M. *J. Org. Chem.* **1995**, *60*, 2613.

⁸⁸⁹See Honaker, M.T.; Sandefur, B.J.; Hargett, J.L.; McDaniel, A.L.; Salvatore, R.N. *Tetrahedron Lett.* **2003**, *44*, 8373.

⁸⁹⁰For example, see Deady, L.W.; Finlayson, W.L.; Korytsky, O.L. *Aust. J. Chem.* **1979**, *32*, 1735.

⁸⁹¹For a review of the reactions of this reagent, see Blažević, N.; Kolbah, D.; Belin, B.; Šunjić, V.; Kajfež, F. *Synthesis* **1979**, 161.

calcium salt of cyanamide $\text{NH}_2\text{—CN}$ to give disubstituted cyanamides, which are then hydrolyzed and decarboxylated to secondary amines. Good yields are obtained when the reaction is carried out under phase-transfer conditions.⁸⁹² The R group may be primary, secondary, allylic, or benzylic. 1, ω -Dihalides give cyclic secondary amines. Aminoboranes react with sulfonate esters to give a derivative that can be hydrolyzed to a tertiary amine.⁸⁹³ An aminyl-radical cyclization process was used to prepare cyclic amines.⁸⁹⁴

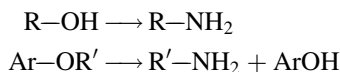
N-Silylalkyl amines are formed from amines by reaction with halotrialkylsilanes and a suitable base.⁸⁹⁵ Amines react directly with triarylsilanes in the presence of Yb catalysts.⁸⁹⁶

OS I, 23, 48, 102, 300, 488; II, 85, 183, 290, 328, 374, 397, 419, 563; III, 50, 148, 254, 256, 495, 504, 523, 705, 753, 774, 813, 848; IV, 84, 98, 383, 433, 466, 582, 585, 980; V, 88, 124, 306, 361, 434, 499, 541, 555, 608, 736, 751, 758, 769, 825, 883, 985, 989, 1018, 1085, 1145; VI, 56, 75, 104, 106, 175, 552, 652, 704, 818, 967; VIII, 9, 152, 231, 358. Also see, OS II, 395; IV, 950; OS V, 121; OS I, 203.

For *N*-arylation of amines see 13-5.

10-32 Replacement of a Hydroxy or Alkoxy by an Amino Group

Amino-de-hydroxylation and Amino-de-alkoxylation



Alcohols can be converted to alkyl halides, which then react with amines (10-43). Alcohols react with various amine reagents that give products convertible to the amine.⁸⁹⁷ The conversion $\text{ROH} \rightarrow \text{RNH}_2$ can be accomplished for primary and secondary alcohols by treatment with hydrazoic acid (HN_3), diisopropyl azodicarboxylate ($i\text{Pr—OOCN=NCOO—}i\text{Pr}$), and excess Ph_3P in THF, followed by water or aqueous acid.⁸⁹⁸ This is a type of Mitsunobu reaction (see 10-17). Other

⁸⁹²Jofńczyk, A.; Ochal, Z.; Makosza, M. *Synthesis* **1978**, 882.

⁸⁹³Thomas, S.; Huynh, T.; Enriquez-Rios, V.; Singaram, B. *Org. Lett.* **2001**, 3, 3915.

⁸⁹⁴Crich, D.; Shirai, M.; Rumthao, S. *Org. Lett.* **2003**, 5, 3767.

⁸⁹⁵Greene, T.W. *Protective Groups in Organic Synthesis* Wiley, NY, **1980**, p. 283; Wuts, P.G.M.; Greene, T.W. *Protective Groups in Organic Synthesis 2nd ed.*, Wiley, NY, **1991**, pp. 69–71; Wuts, P.G.M.; Greene, T.W. *Protective Groups in Organic Synthesis 3rd ed.*, Wiley, NY, **1999**; Pratt, J.R.; Massey, W.D.; Pinkerton, F.H.; Thames, S.F. *J. Org. Chem.* **1975**, 40, 1090.

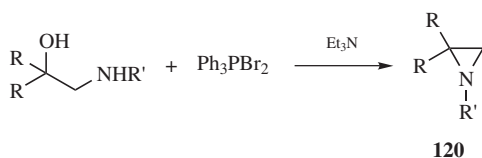
⁸⁹⁶Takaki, K.; Kamata, T.; Miura, Y.; Shishido, T.; Takehira, K. *J. Org. Chem.* **1999**, 64, 3891.

⁸⁹⁷See Laurent, M.; Marchand-Brynaert, J. *Synthesis* **2000**, 667; Jirgensons, A.; Kauss, V.; Kalvinsh, I.; Gold, M.R. *Synthesis* **2000**, 1709; Katritzky, A.R.; Huang, T.-B.; Voronkov, M.V. *J. Org. Chem.* **2001**, 66, 1043; Cami-Kobeci, G.; Williams, J.M.J. *Chem. Commun.* **2004**, 1072. See also, Salehi, P.; Motlagh, A.R. *Synth. Commun.* **2000**, 30, 671; Lakouraj, M.M.; Movassagh, B.; Fasihi, J. *Synth. Commun.* **2000**, 30, 821.

⁸⁹⁸Fabiano, E.; Golding, B.T.; Sadeghi, M.M. *Synthesis* **1987**, 190. See also, Klepacz, A.; Zwierzak, A. *Synth. Commun.* **2001**, 31, 1683.

alcohol-to-amine Mitsunobu reactions have also been reported.⁸⁹⁹ Primary and secondary alcohols ROH (but not methanol) can be converted to tertiary amines,⁹⁰⁰ R'_2NR , by treatment with the secondary amine R'_2NH and $(t\text{-BuO})_3Al$ in the presence of Raney nickel.⁹⁰¹ The use of aniline gives secondary amines $PhNHR$. Allylic alcohols ROH react with primary ($R'NH_2$) or secondary (R'_2NH) amines in the presence of platinum or palladium complexes, to give secondary ($RNHR'$) or tertiary (RNR'_2) allylic amines.⁹⁰² Conversion of an allylic alcohol to the corresponding allylic carbonate, followed by reaction with an *N*-tosylamine and lithium hexamethyldisilazide, followed by $Rh(PPh_3)_3Cl$ and $P(OMe)_3$, gives the *N*-tosylallylic amine.⁹⁰³ α -Hydroxy phosphonates react with aniline on alumina with microwave irradiation.⁹⁰⁴ The ruthenium-catalyzed reaction of amines and diols leads to cyclic amines.⁹⁰⁵

β -Amino alcohols give aziridines (**120**) when treated with triphenylphosphine dibromide in the presence of triethylamine.⁹⁰⁶ The fact that inversion takes place at the OH carbon indicates that an S_N2 mechanism is involved, with $OPPh_3$ as the leaving group.



Alcohols can be converted to amines in an indirect manner.⁹⁰⁷ The alcohols are converted to alkyloxyphosphonium perchlorates which in DMF successfully

⁸⁹⁹See, for example, Henry, J.R.; Marcin, L.R.; McIntosh, M.C.; Scola, P.M.; Harris Jr., G.D.; Weinreb, S.M. *Tetrahedron Lett.* **1989**, 30, 5709; Edwards, M.L.; Stermerick, D.M.; McCarthy, J.R. *Tetrahedron Lett.* **1990**, 31, 3417.

⁹⁰⁰For other methods of converting certain alcohols to secondary and tertiary amines, see Murahashi, S.; Kondo, K.; Hakata, T. *Tetrahedron Lett.* **1982**, 23, 229; Baiker, A.; Richarz, W. *Tetrahedron Lett.* **1977**, 1937; *Helv. Chim. Acta* **1978**, 61, 1169; *Synth. Commun.* **1978**, 8, 27; Grigg, R.; Mitchell, T.R.B.; Sutthivaiyakit, S.; Tongpenyai, N. *J. Chem. Soc., Chem. Commun.* **1981**, 611; Arcelli, A.; Bui-The-Khai; Porzi, G. *J. Organomet. Chem.* **1982**, 235, 93; Kelly, J.W.; Eskew, N.L.; Evans, Jr., S.A. *J. Org. Chem.* **1986**, 51, 95; Huh, K.; Tsuji, Y.; Kobayashi, M.; Okuda, F.; Watanabe, Y. *Chem. Lett.* **1988**, 449.

⁹⁰¹Botta, M.; De Angelis, F.; Nicoletti, R. *Synthesis* **1977**, 722.

⁹⁰²Atkins, K.E.; Walker, W.E.; Manyik, R.M. *Tetrahedron Lett.* **1970**, 3821; Tsuji, Y.; Takeuchi, R.; Ogawa, H.; Watanabe, Y. *Chem. Lett.* **1986**, 293.

⁹⁰³Evans, P.A.; Robinson, J.E.; Nelson, J.D. *J. Am. Chem. Soc.* **1999**, 121, 6761.

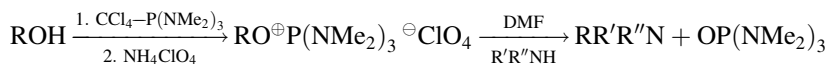
⁹⁰⁴Kaboudin, B. *Tetrahedron Lett.* **2003**, 44, 1051.

⁹⁰⁵Fujita, K.-i.; Fujii, T.; Yamaguchi, R. *Org. Lett.* **2004**, 6, 3525.

⁹⁰⁶Okada, I.; Ichimura, K.; Sudo, R. *Bull. Chem. Soc. Jpn.* **1970**, 43, 1185. See also, Pfister, J.R. *Synthesis* **1984**, 969; Suzuki, H.; Tani, H. *Chem. Lett.* **1984**, 2129; Marsella, J.A. *J. Org. Chem.* **1987**, 52, 467.

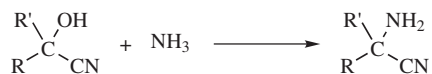
⁹⁰⁷For some other indirect methods, see White, E.H.; Ellinger, C.A. *J. Am. Chem. Soc.* **1965**, 87, 5261; Burgess, E.M.; Penton Jr., H.R.; Taylor, E.A. *J. Am. Chem. Soc.* **1970**, 92, 5224; Hendrickson, J.B.; Joffee, I. *J. Am. Chem. Soc.* **1973**, 95, 4083; Trost, B.M.; Keinan, E. *J. Org. Chem.* **1979**, 44, 3451; Koziara, A.; Osowska-Pacewicka, K.; Zawadzki, S.; Zwierzak, A. *Synthesis* **1985**, 202; **1987**, 487.

monoalkylate not only secondary but also primary amines.⁹⁰⁸



Thus by this means secondary as well as tertiary amines can be prepared in good yields. Benzylic alcohols can be converted to an azide and then treated with triphenylphosphine to give the amine (**19-50**).⁹⁰⁹

Cyanohydrins can be converted to amines by treatment with ammonia. The use of primary or secondary amines instead of ammonia leads to secondary and tertiary cyanoamines, respectively. It is more common to perform the conversion of an aldehyde or ketone directly to the cyanoamine without isolation of the cyanohydrin (see **16-52**). α -Hydroxy ketones (acyloins and benzoin)s behave similarly.⁹¹⁰

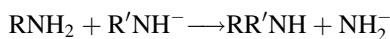


A solution of the sodium salt of *N*-methylaniline in HMPA can be used to cleave the methyl group from aryl methyl ethers:⁹¹¹ $\text{ArOMe} + \text{PhNMe}^- \rightarrow \text{ArO}^- + \text{PhNMe}_2$. This reagent also cleaves benzylic groups. In a similar reaction, methyl groups of aryl methyl ethers can be cleaved with lithium diphenylphosphide, Ph_2PLi .⁹¹² This reaction is specific for methyl ethers and can be carried out in the presence of ethyl ethers with high selectivity. Phenyl allyl ethers react with secondary amines in the presence of a palladium catalyst to give phenol and the tertiary allyl amine.⁹¹³

OS **II**, 29, 231; **IV**, 91, 283; **VI**, 567, 788; **VII**, 501. Also see, OS **I**, 473; **III**, 272, 471.

10-33 Transamination

Alkylamino-de-amination



Where the nucleophile is the conjugate base of a primary amine, NH_2^- can be a leaving group. The method has been used to prepare secondary amines.⁹¹⁴ In another process, primary amines are converted to secondary amines in which

⁹⁰⁸Castro, B.; Selve, C. *Bull. Soc. Chim. Fr.* **1971**, 4368. For a similar method, see Tanigawa, Y.; Murahashi, S.; Moritani, I. *Tetrahedron Lett.* **1975**, 471.

⁹⁰⁹Reddy, G.V.S.; Rao, G.V.; Subrmanyam, R.V.K.; Iyengar, D.S. *Synth. Commun.* **2000**, *30*, 2233.

⁹¹⁰For example, see Klemmensen, P.; Schroll, G.; Lawesson, S. *Ark. Kemi*, **1968**, *28*, 405.

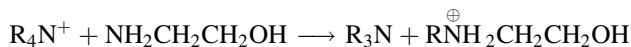
⁹¹¹Loubinoux, B.; Coudert, G.; Guillaumet, G. *Synthesis* **1980**, 638.

⁹¹²Ireland, R.E.; Walba, D.M. *Org. Synth.* **VI**, 567.

⁹¹³Widehem, R.; Lacroix, T.; Bricout, H.; Monflier, E. *Synlett* **2000**, 722.

⁹¹⁴Baltzly, R.; Blackman, S.W. *J. Org. Chem.* **1963**, *28*, 1158.

both R groups are the same ($2 \text{RNH}_2 \rightarrow \text{R}_2\text{NH} + \text{NH}_3$)⁹¹⁵ by refluxing in xylene in the presence of Raney nickel.⁹¹⁶ Quaternary salts can be dealkylated with ethanolamine.⁹¹⁷



In this reaction, methyl groups are cleaved in preference to other saturated alkyl groups. A similar reaction takes place between a Mannich base (see **16-19**) and a secondary amine, where the mechanism is elimination–addition (see p. 477). See also, **19-5**.

OS V, 1018.

10-34 Alkylation of Amines With Diazo Compounds

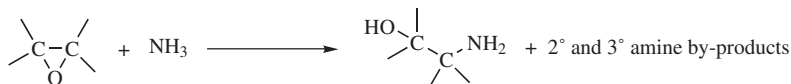
Hydro,dialkylamino-de-diazo-bisubstitution



The reaction of diazo compounds with amines is similar to **10-11**.⁹¹⁸ The acidity of amines is not great enough for the reaction to proceed without a catalyst, but BF_3 , which converts the amine to the $\text{F}_3\text{B}-\text{NHR}'_2$ complex, enables the reaction to take place. Cuprous cyanide can also be used as a catalyst.⁹¹⁹ The most common substrate is diazomethane,⁶³⁰ in which case this is a method for the methylation of amines. Ammonia has been used as the amine but, as in the case of **10-31**, mixtures of primary, secondary, and tertiary amines are obtained. Primary aliphatic amines give mixtures of secondary and tertiary amines. Secondary amines give successful alkylation. Primary aromatic amines also give the reaction, but diaryl or arylalkylamines react very poorly.

10-35 Reaction of Epoxides With Nitrogen Reagents

(3)OC-*seco*-Amino-de-alkoxylation



⁹¹⁵In a similar manner, a mixture of primary amines can be converted to a mixed secondary amine. For a review of the mechanism, see Geller, B.A. *Russ. Chem. Rev.* **1978**, 47, 297.

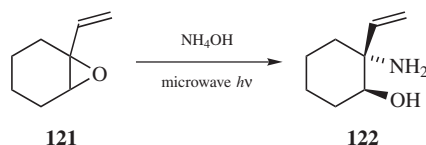
⁹¹⁶De Angelis, F.; Grgurina, I.; Nicoletti, R. *Synthesis* **1979**, 70; See also, Ballantine, J.A.; Purnell, H.; Rayanakorn, M.; Thomas, J.M.; Williams, K.J. *J. Chem. Soc., Chem. Commun.* **1981**, 9; Arcelli, A.; Bui-The-Khai; Porzi, G. *J. Organomet. Chem.* **1982**, 231, C31; Jung, C.W.; Fellmann, J.D.; Garrou, P.E. *Organometallics* **1983**, 2, 1042; Tsuji, Y.; Shida, J.; Takeuchi, R.; Watanabe, Y. *Chem. Lett.* **1984**, 889; Bank, S.; Jewett, R. *Tetrahedron Lett.* **1991**, 32, 303.

⁹¹⁷Hünig, S.; Baron W. *Chem. Ber.* **1957**, 90, 395, 403.

⁹¹⁸Müller, E.; Huber-Emden, H.; Rundel, W. *Liebigs Ann. Chem.* **1959**, 623, 34.

⁹¹⁹Saegusa, T.; Ito, Y.; Kobayashi, S.; Hirota, K.; Shimizu, T. *Tetrahedron Lett.* **1966**, 6131.

The reaction between epoxides and ammonia⁹²⁰ (or ammonium hydroxide)⁹²¹ is a general and useful method for the preparation of β -hydroxyamines. With epoxide derived from terminal alkenes, the reaction with ammonia gives largely the primary amine, but secondary and tertiary amine products are possible from the appropriate epoxide. The reaction of **121** with ammonium hydroxide with microwave irradiation, for example, gave **122**.⁹²² Ethanolamines, which are useful solvents



as well as synthetic precursors, are prepared by this reaction. Similar ring opening occurs with alkyl and aromatic amines.⁹²³ For another way of accomplishing this conversion, see **10-40**. The reaction can be catalyzed with Yb(OTf)₃ and in the presence of (*R*)-BINOL (BINOL = 1,1'-bi-2-naphthol) gives amino alcohols with high asymmetric induction.⁹²⁴ Many other metal-catalyzed ring-opening reactions have been reported.⁹²⁵ Ring opening has been accomplished with aniline on silica gel.⁹²⁶

Primary and secondary amines give, respectively, secondary and tertiary amines (**121**). Aniline reacts with epoxides in the presence of aqueous β -cyclodextrin⁹²⁷ in 5 M LiClO₄ in ether,⁹²⁸ or in fluoro-alcohol solvents.⁹²⁹ Aniline reacts with epoxides in the presence of a VCl₃ catalyst.⁹³⁰ *N*-Boc-amine (H₂N—CO₂*t*-Bu) reacted

⁹²⁰For an example, see McManus, S.P.; Larson, C.A.; Hearn, R.A. *Synth. Commun.* **1973**, *3*, 177; Charrada, B.; Hedhli, A.; Baklouti, A. *Tetrahedron Lett.* **2000**, *41*, 7347.

⁹²¹Pastó, M.; Rodríguez, B.; Riera, A.; Pericàs, M.A. *Tetrahedron Lett.* **2003**, *44*, 8369.

⁹²²Lindström, U.M.; Olofsson, B.; Somfai, P. *Tetrahedron Lett.* **1999**, *40*, 9273.

⁹²³See Harrack, Y.; Pujol, M.D. *Tetrahedron Lett.* **2002**, *43*, 819; Steiner, D.; Sethofer, S.G.; Goralski, C.T.; Singaram, B. *Tetrahedron Asymmetry* **2002**, *13*, 1477. For a reaction catalyzed by LiBr, see Chakraborti, A.K.; Rudrawar, S.; Kondaskar, A. *Eur. J. Org. Chem.* **2004**, 3597.

⁹²⁴Hou, X.-L.; Wu, J.; Dai, L.-X.; Xia, L.-J.; Tang, M.-H. *Tetrahedron Asymmetry* **1998**, *9*, 1747.

⁹²⁵Examples include, Sn(OTf)₂: Sekar, G.; Singh, V.K. *J. Org. Chem.* **1999**, *64*, 287; CeCl₃-NaI: Reddy, L.R.; Reddy, M.A.; Bhanumathi, N.; Rao, K.R. *Synthesis* **2001**, 831; Zr catalysts: Curini, M.; Epifano, F.; Marcotullio, M.C.; Rosati, O. *Eur. J. Org. Chem.* **2001**, 4149 and Chakraborti, A.K.; Kondaskar, A. *Tetrahedron Lett.* **2003**, *44*, 8315; LiNTf₂: Cossy, J.; Bellosta, V.; Hamoir, C.; Desmurs, J.-R. *Tetrahedron Lett.* **2002**, *43*, 7083; Bi compounds: Ollevier, T.; Lavie-Compin, G. *Tetrahedron Lett.* **2002**, *43*, 7891 and **2004**, *45*, 49; ZnCl₂: Pachón, L.D.; Gamez, P.; van Brussel, J.J.M.; Reedijk, J. *Tetrahedron Lett.* **2003**, *44*, 6025; InBr₃: Rodríguez, J.R.; Navarro, A. *Tetrahedron Lett.* **2004**, *45*, 7495; SmI₂(thf)₂: Carrée, F.; Gil, R.; Collin, J. *Tetrahedron Lett.* **2004**, *45*, 7749; CoCl₂: Sundararajan, G.; Vijayakrishna, K.; Varghese, B. *Tetrahedron Lett.* **2004**, *45*, 8253.

⁹²⁶Chakraborti, A.K.; Rudrawar, S.; Kondaskar, A. *Org. Biomol. Chem.* **2004**, *2*, 1277.

⁹²⁷Reddy, L.R.; Reddy, M.A.; Chanumathi, N.; Rao, K.R. *Synlett* **2000**, 339.

⁹²⁸Heydar, A.; Mehrdad, M.; Malecki, A.; Ahmadi, N. *Synthesis* **2004**, 1563.

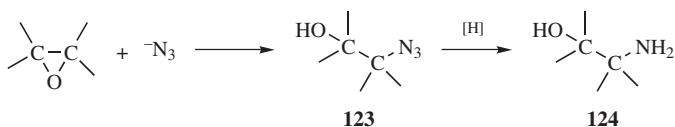
⁹²⁹Das, U.; Crousse, B.; Kesavan, V.; Bonnet-Delpon, D.; Bégue, J.P. *J. Org. Chem.* **2000**, *65*, 6749.

⁹³⁰Sabitha, G.; Reddy, G.S.K.K.; Reddy, K.B.; Yadav, J.S. *Synthesis* **2003**, 2298.

with epoxides in the presence of a cobalt–salen catalyst to give the amido alcohol.⁹³¹ Solvent free reactions using a catalytic amount of SnCl₄ are known.⁹³² Tetrahydropyrimidones can be used to mediate the addition of indole to epoxides.⁹³³ Amide bases react differently with epoxides. Lithium tetramethylpiperidide (LTMP), for example, reacted with epoxides, but the product was the corresponding enamine.⁹³⁴ This latter reaction follows a very different mechanism. Initial formation of the lithio-epoxide is followed by rearrangement to give the aldehyde,⁹³⁵ and subsequent reaction with the amine by-product of the lithiation leads to the enamine.



An indirect method for generating an amino alcohol (**124**) is to open an epoxide with azide to give the azido-alcohol **123**,⁹³⁶ and subsequent reduction (**19-50**) gives the amine group.⁹³⁷ Sodium azide and Oxone[®] react with epoxides to give an azido-alcohol.⁹³⁸ Under Mitsunobu conditions (**10-17**), epoxides are converted to 1,2-diazides with HN₃.⁹³⁹ The reaction of trimethylsilyl azide and an epoxide was reported using an ionic solvent.⁹⁴⁰ The cerium ammonium nitrate catalyzed reaction of epoxides and sodium azide, for example, gave the azido alcohol with selectivity for the azide group on the more substituted position.⁹⁴¹ Cerium chloride has also been used, giving the azide on the less substituted carbon.⁹⁴² Manganese–salen complexes, immobilized on mesoporous material has also been used to mediate the ring opening of epoxides by azide.⁹⁴³ In the presence of AlCl₃ in water at pH 4, sodium azide reacts with epoxy acids to give the β-azido-α-hydroxycarboxylic acid.⁹⁴⁴ Silylazides can be used as well.⁹⁴⁵



⁹³¹Bartoli, G.; Bosco, M.; Carlone, A.; Locatelli, M.; Mechiorre, P.; Sambri, L. *Org. Lett.* **2004**, 6, 3973.

⁹³²Zhao, P.-Q.; Xu, L.-W.; Xia, C.-G. *Synlett* **2004**, 846.

⁹³³Fink, D.M. *Synlett* **2004**, 2394.

⁹³⁴Hodgson, D.M.; Bray, C.D.; Kindon, N.D. *J. Am. Chem. Soc.* **2004**, 126, 6870.

⁹³⁵Yanagisawa, A.; Yasue, K.; Yamamoto, H. *J. Chem. Soc., Chem. Commun.* **1994**, 2103.

⁹³⁶Kazemi, F.; Kiasat, A.R.; Ebrahimi, S. *Synth. Commun.* **2003**, 33, 999. For a reaction done under phase-transfer conditions, see Tamami, B.; Mahdavi, H. *Tetrahedron Lett.* **2001**, 42, 8721.

⁹³⁷Larock, R.C. *Comprehensive Organic Transformations*, 2nd ed., Wiley-VCH, NY, **1999**, p. 815.

⁹³⁸Sabitha, G.; Babu, R.S.; Reddy, M.S.K.; Yadav, J.S. *Synthesis* **2002**, 2254.

⁹³⁹Göksu, S.; Soçen, H.; Sütbeyaz, Y. *Synthesis* **2002**, 2373.

⁹⁴⁰In emim, 1-ethyl-3-methylimidazolium: Song, C.E.; Oh, C.R.; Roh, E.J.; Choo, D.J. *Chem. Commun.* **2000**, 1743.

⁹⁴¹Iranpoor, N.; Kazemi, F. *Synth. Commun.* **1999**, 29, 561.

⁹⁴²Sabitha, G.; Babu, R.S.; Rajkumar, M.; Yadav, J.S. *Org. Lett.* **2002**, 4, 343.

⁹⁴³Kantam, M.L.; Choudary, B.M.; Bharathi, B. *Synth. Commun.* **1999**, 29, 1121.

⁹⁴⁴Fringuelli, F.; Pizzo, F.; Vaccaro, L. *Tetrahedron Lett.* **2001**, 42, 1131.

⁹⁴⁵Schneider, C. *Synlett* **2000**, 1840.

Sodium nitrate (NaNO_2) reacts with epoxides in the presence of MgSO_4 to give the nitro alcohol.⁹⁴⁶ The nitro group can also be reduced to give the amine (19-45).⁹⁴⁷

Episulfides, which can be generated *in situ* in various ways, react similarly to give β -amino thiols,⁹⁴⁸ and aziridines react with amines to give 1,2-diamines (10-38). Triphenylphosphine similarly reacts with epoxides to give an intermediate that undergoes elimination to give alkenes (see the Wittig reaction, 16-44).

OS X, 29. See OS VI, 652 for a related reaction.

10-36 Formation of Aziridines from Epoxides

Amino-de-alkoxylation



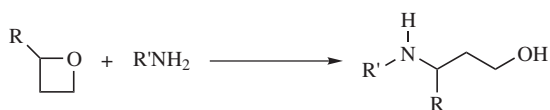
It is possible to prepare aziridines, which are synthetically important molecules, directly from the corresponding epoxide. Reaction of $\text{Ph}_3\text{P}=\text{NPh}$ with an epoxide in the presence of ZnCl_2 gives the *N*-phenyl aziridine.⁹⁴⁹ Guanidines have also been used to prepare aziridines from epoxides.⁹⁵⁰ Tosylamines react with epoxides to give the *N*-tosylaziridine.⁹⁵¹

Various methods are available to convert an aminomethyl epoxide to a hydroxy-methyl aziridine, 125⁹⁵²



10-37 Amination of Oxetanes

(4)OC-homoseco-Amino-de-alkoxylation



Oxetanes are significantly less reactive with nucleophiles due to diminished ring strain. Under certain conditions, however, amines can open oxetanes to give amino

⁹⁴⁶Kalita, B.; Barua, N.C.; Bezbarua, M.; Bez, G. *Synlett* **2001**, 1411.

⁹⁴⁷Larock, R.C. *Comprehensive Organic Transformations*, 2nd ed., Wiley-VCH, NY, **1999**, p. 821.

⁹⁴⁸Dong, Q.; Fang, X.; Schroeder, J.D.; Garvey, D.S. *Synthesis* **1999**, 1106.

⁹⁴⁹Kühnau, D.; Thomsen, I.; Jørgensen, K.A. *J. Chem. Soc. Perkin Trans. 1*, **1996**, 1167.

⁹⁵⁰Tsuchiya, Y.; Kumamoto, T.; Ishikawa, T. *J. Org. Chem.* **2004**, *69*, 8504.

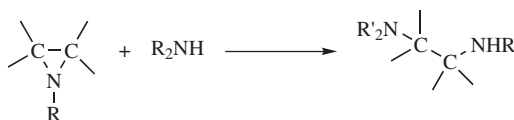
⁹⁵¹Albanese, D.; Landini, D.; Penso, M.; Petricci, S. *Tetrahedron* **1999**, *55*, 6387.

⁹⁵²Najjime, R.; Pilard, S.; Vaultier, M. *Tetrahedron Lett.* **1992**, *33*, 5351; Moulines, J.; Bats, J.-P.; Hauteffaye, P.; Nuhrich, A.; Lamidey, A.-M. *Tetrahedron Lett.* **1993**, *34*, 2315; Moulines, J.; Charpentier, P.; Bats, J.-P.; Nuhrich, A.; Lamidey, A.-M. *Tetrahedron Lett.* **1992**, *33*, 487.

alcohols. *tert*-Butylamine reacts with oxetanes in the presence of Yb(OTf)₃, for example, to give 3-hydroxy amines.⁹⁵³ Lithium tetrafluoroborate has also been used for this purpose.⁹⁵⁴

10-38 Reaction of Aziridines With Nitrogen

(3) *NC-seco-Amino-de-aminoalkylation*



Just as epoxides can be opened by amines to give hydroxy amines, aziridines can be opened to give diamines.⁹⁵⁵ With bicyclic aziridines, the major product is usually the trans diamine. *N*-Aryl or *N*-alkyl aziridines react with amines in the presence of Sn(OTf)₂⁹⁵⁶ or B(C₆F₅)₃⁹⁵⁷ to give the diamine. Amines react with *N*-tosylaziridines, in the presence of various catalysts or additives to give the corresponding diamine.⁹⁵⁸ This reaction also takes place on activated silica.⁹⁵⁹ The reaction of LiNTf₂ and an amine, in the presence of an *N*-alkyl aziridine gives the diamine.⁹⁶⁰

As with epoxides, tosyl-aziridines react with azide to generate azido tosylamines.⁹⁶¹ Reduction of the azide (**19-50**) gives the diamine. Silylazides, such as Me₃SiN₃, also react with aziridine derivatives to give the azidoamine.⁹⁶² This latter reaction can be catalyzed by InCl₃.⁹⁶³

⁹⁵³Crotti, P.; Favero, L.; Macchia, F.; Pineschi, M. *Tetrahedron Lett.* **1994**, *35*, 7089.

⁹⁵⁴Chini, M.; Crotti, P.; Favero, L.; Macchia, F. *Tetrahedron Lett.* **1994**, *35*, 761.

⁹⁵⁵For a review, see Dermer, O.C.; Ham, G.E. *Ethylenimine and Other Aziridines*, Academic Press, NY, **1969**, pp. 262–268. See also, Scheuermann, J.E.W.; Ilyashenko, G.; Griffiths, D.V.; Watkinson, M. *Tetrahedron Asymmetry* **2002**, *13*, 269.

⁹⁵⁶Sekar, G.; Singh, V.K. *J. Org. Chem.* **1999**, *64*, 2537.

⁹⁵⁷Watson, I.D.G.; Yudin, A.K. *J. Org. Chem.* **2003**, *68*, 5160.

⁹⁵⁸Examples include Yb(OTf)₃; Meguro, M.; Yamamoto, Y. *Heterocycles* **1996**, *43*, 2473. **PBu**₃: Fan, R.-H.; Hou, X.-L. *J. Org. Chem.* **2003**, *68*, 726. **Aqueous media with β-cyclodextrin**: Reddy, M.A.; Reddy, L.R.; Bhanamathi, N.; Rao, K.R. *Chem. Lett.* **2001**, 246. **TaCl**₅/SiO₂: Chandrasekhar, S.; Prakash, S.J.; Shyamsunder, T.; Ramachandar, T. *Synth. Commun.* **2004**, *34*, 3865. **InCl**₃: Yadav, J.S.; Reddy, B.V.S.; Abraham, S.; Sabitha, G. *Tetrahedron Lett.* **2002**, *43*, 1565; **InBr**₃: Yadav, J.S.; Reddy, B.V.S.; Rao, K.; Raj, K.S.; Prasad, A.R. *Synthesis* **2002**, 1061. **BiCl**₃: Swamy, N.R.; Venkateswarlu, Y. *Synth. Commun.* **2003**, *33*, 547. **LiClO**₄: Yadav, J.S.; Reddy, B.V.S.; Jyothivmai, B.; Murty, M.S.R. *Synlett* **2002**, 53; Yadav, J.S.; Reddy, B.V.S.; Parimala, G.; Reddy, P.V. *Synthesis* **2002**, 2383.

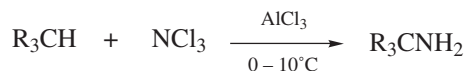
⁹⁵⁹Anand, R.V.; Pandey, G.; Singh, V.K. *Tetrahedron Lett.* **2002**, *43*, 3975; Kumar, G.D.K.; Baskaran, S. *Synlett* **2004**, 1719.

⁹⁶⁰Cossy, J.; Bellosta, V.; Alauze, V.; Desmurs, J.-R. *Synthesis* **2002**, 2211.

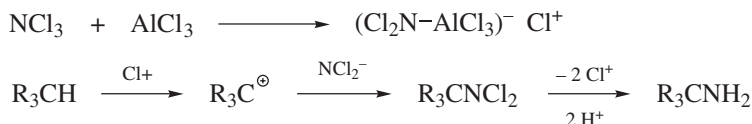
⁹⁶¹Bisai, A.; Pandey, G.; Pandey, M.K.; Singh, V.K. *Tetrahedron Lett.* **2003**, *44*, 5839.

⁹⁶²Chandrasekhar, M.; Sekar, G.; Singh, V.K. *Tetrahedron Lett.* **2000**, *41*, 10079.

⁹⁶³Yadav, J.S.; Reddy, B.V.S.; Kumar, G.M.; Murthy, Ch.V.S.R. *Synth. Commun.* **2002**, *32*, 1797.

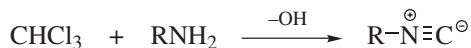
10-39 Amination of Alkanes**Amino-de-hydrogenation or Amination**

Alkanes, arylalkanes, and cycloalkanes can be aminated, at tertiary positions only, by treatment with trichloroamine and aluminum chloride at 0–10°C.⁹⁶⁴ For example, *p*-MeC₆H₄CHMe₂ gives *p*-MeC₆H₄CMe₂NH₂, methylcyclopentane gives 1-amino-1-methylcyclopentane, and adamantane gives 1-aminoadamantane, all in good yields. This is a useful reaction, since there are not many other methods for the preparation of *tert*-alkyl amines. The mechanism has been rationalized as an S_N1 process with H[−] as the leaving group.⁹⁶⁴

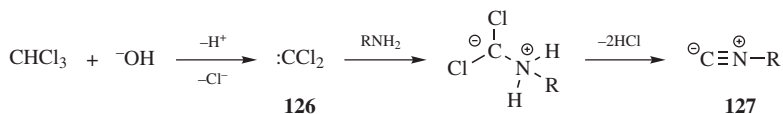


It is noted that under photochemical conditions, ammonia opens cyclopropane derivatives to give the corresponding alkyl amine.⁹⁶⁵ See also, **12-12**.

OS V, 35.

10-40 Formation of Isocyanides (Isonitriles)**Haloform-isocyanide transformation**

Reaction with chloroform under basic conditions is a common test for primary amines, both aliphatic and aromatic, since isocyanides (**126**) have very strong bad odors. The reaction probably proceeds by an S_N1cB mechanism with dichlorocarbene (**127**) as an intermediate.



The reaction can also be used synthetically for the preparation of isocyanides, although yields are generally not high.⁹⁶⁶ An improved procedure has been reported.⁹⁶⁷ When

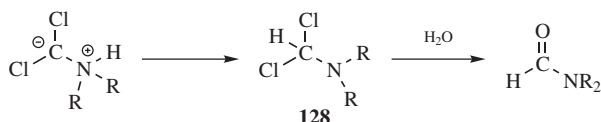
⁹⁶⁴Wnuk, T.A.; Chaudhary, S.S.; Kovacic, P. *J. Am. Chem. Soc.* **1976**, *98*, 5678, and references cited therein.

⁹⁶⁵Yasuda, M.; Kojima, R.; Tsutsui, H.; Utsunomiya, D.; Ishii, K.; Jinnouchi, K.; Shiragami, T.; Yamashita, T. *J. Org. Chem.* **2003**, *68*, 7618.

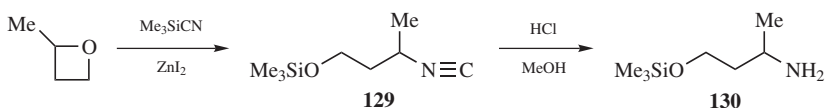
⁹⁶⁶For a review of isocyanides, see Periasamy, M.P.; Walborsky, H.M. *Org. Prep. Proced. Int.* **1979**, *11*, 293.

⁹⁶⁷Weber, W.P.; Gokel, G.W. *Tetrahedron Lett.* **1972**, 1637; Weber, W.P.; Gokel, G.W.; Ugi, I. *Angew. Chem. Int. Ed.* **1972**, *11*, 530.

secondary amines are involved, the adduct **128** cannot lose 2 mol of HCl. Instead it is hydrolyzed to an *N,N*-disubstituted formamide.⁹⁶⁸



A completely different way of preparing isocyanides involves the reaction of epoxides or oxetanes with trimethylsilyl cyanide and zinc iodide to give the isocyanide **129**.⁹⁶⁹

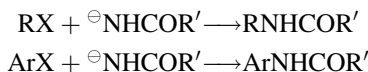


The products can be hydrolyzed to protected hydroxy-amines, such as **130**.
OS VI, 232.

B. Attack by NHCOR

10-41 *N*-Alkylation or *N*-Arylation of Amides and Imides

Acylamino-de-halogenation



Amides are very weak nucleophiles,⁹⁷⁰ far too weak to attack alkyl halides, so they must first be converted to their conjugate bases. By this method, unsubstituted amides can be converted to *N*-substituted, or *N*-substituted to *N,N*-disubstituted, amides.⁹⁷¹ Esters of sulfuric or sulfonic acids can also be substrates. Tertiary substrates give elimination. *O*-Alkylation is at times a side reaction.⁹⁷² Both amides and sulfonamides have been alkylated under phase-transfer conditions.⁹⁷³ Lactams can be alkylated using similar procedures. Ethyl pyroglutamate (5-carboethoxy

⁹⁶⁸Saunders, M.; Murray, R.W. *Tetrahedron* **1959**, 6, 88; Frankel, M.B.; Feuer, H.; Bank, J. *Tetrahedron Lett.* **1959**, no. 7, 5.

⁹⁶⁹Gassman, P.G.; Haberman, L.M. *Tetrahedron Lett.* **1985**, 26, 4971, and references cited therein.

⁹⁷⁰Brace, N.O. *J. Org. Chem.* **1993**, 58, 1804.

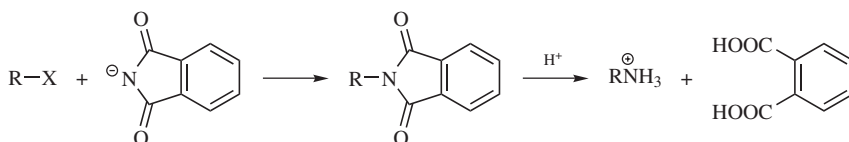
⁹⁷¹For procedures, see Zawadzki, S.; Zwierzak, A. *Synthesis* **1979**, 549; Yamawaki, J.; Ando, T.; Hanafusa, T. *Chem. Lett.* **1981**, 1143; Sukata, K. *Bull. Chem. Soc. Jpn.* **1985**, 58, 838.

⁹⁷²For a review of alkylation of amides, see Challis, B.C.; Challis, J.A., in Zabicky, J. *The Chemistry of Amides*, Wiley, NY, **1970**, pp. 734–754.

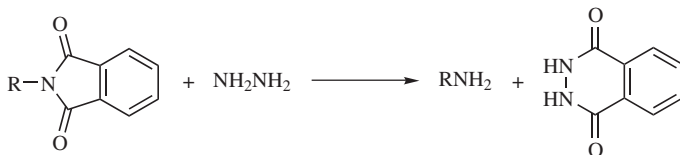
⁹⁷³Loupy, A.; Sansoulet, J.; Díez-Barra, E.; Carrillo, J.R. *Synth. Commun.* **1992**, 22, 1661; Salvatore, R.N.; Shin, S.I.; Flanders, V.L.; Jung, K.w. *Tetrahedron Lett.* **2001**, 42, 1799.

2-pyrrolidinone) and related lactams were converted to *N*-alkyl derivatives via treatment with NaH (short contact time) followed by addition of the halide.⁹⁷⁴ 2-Pyrrolidinone derivatives can be alkylated using a similar procedure.⁹⁷⁵ Lactams can be reductively alkylated using aldehydes under catalytic hydrogenation conditions (reductive alkylation).⁹⁷⁶ *N*-Aryl lactams can be prepared using Ph_3Bi and $\text{Cu}(\text{OAc})_2$.⁹⁷⁷ *N*-Arylation of sulfonamides has been reported using a palladium catalysis.⁹⁷⁸ *N*-Alkenyl amides have been prepared from vinyl iodides and primary amides, using 10% CuI and two equivalents of cesium carbonate.⁹⁷⁹ A related palladium-catalyzed vinylation of lactams was reported using vinyl ethers as a substrate.⁹⁸⁰ Oxazolidin-2-ones (a cyclic carbamate) can be *N*-alkylated using an alkyl halide with $\text{KF}/\text{Al}_2\text{O}_3$.⁹⁸¹

The *Gabriel synthesis*⁹⁸² for converting halides to primary amines is based on this reaction. The halide is treated with potassium phthalimide and the product hydrolyzed (**16-60**):



It is obvious that the primary amines formed in this reaction will be uncontaminated by secondary or tertiary amines (unlike **10-31**). The reaction is usually rather slow, but can be conveniently speeded by the use of a dipolar aprotic solvent, such as DMF⁹⁸³ or with a crown ether.⁹⁸⁴ Hydrolysis of the phthalimide, whether acid or base catalyzed (acid catalysis is used far more frequently), is also usually very slow, and better procedures are generally used. A common one is the *Ing-Manske procedure*,⁹⁸⁵ in which the phthalimide is heated with hydrazine in an exchange



⁹⁷⁴Simandan, T.; Smith, M.B. *Synth. Commun.* **1996**, *26*, 1827; Keusenkothen, P.F.; Smith, M.B. *Synth. Commun.* **1992**, *22*, 2935.

⁹⁷⁵Liu, H.; Ko, S.-B.; Josien, H.; Curran, D.P. *Tetrahedron Lett.* **1995**, *36*, 8917.

⁹⁷⁶Fache, F.; Jacquot, L.; Lemaire, M. *Tetrahedron Lett.* **1994**, *35*, 3313.

⁹⁷⁷Chan, D.M.T. *Tetrahedron Lett.* **1996**, *37*, 9013.

⁹⁷⁸Burton, G.; Cao, P.; Li, G.; Rivero, R. *Org. Lett.* **2003**, *5*, 4373.

⁹⁷⁹Pan, X.; Cai, Q.; Ma, D. *Org. Lett.* **2004**, *6*, 1809.

⁹⁸⁰Brice, J.L.; Meerdink, J.E.; Stahl, S.S. *Org. Lett.* **2004**, *6*, 1845.

⁹⁸¹Blass, B.E.; Drowns, M.; Harris, C.L.; Liu, S.; Portlock, D.E. *Tetrahedron Lett.* **1999**, *40*, 6545.

⁹⁸²For a review, see Gibson, M.S.; Bradshaw, R.W. *Angew. Chem. Int. Ed.* **1968**, *7*, 919.

⁹⁸³For example, see Sheehan, J.C.; Bolhofer, W.A. *J. Am. Chem. Soc.* **1950**, *72*, 2786. See also, Landini, D.; Rolla, F. *Synthesis* **1976**, 389.

⁹⁸⁴Soai, K.; Ookawa, A.; Kato, K. *Bull. Chem. Soc. Jpn.* **1982**, *55*, 1671.

⁹⁸⁵Ing, H.R.; Manske, R.H.F. *J. Chem. Soc.* **1926**, 2348.

reaction,⁹⁸⁶ but other methods have been introduced, using Na₂S in aqueous THF or acetone,⁹⁸⁷ NaBH₄-2-propanol followed by acetic acid,⁹⁸⁸ and 40% aqueous methylamine.⁹⁸⁹ *N*-aryl imides can be prepared from ArPb(OAc)₃ and NaH.⁹⁹⁰

An alternative to the Gabriel synthesis, in which alkyl halides can be converted to primary amines in good yields, involves treatment of the halide with the strong base guanidine followed by alkaline hydrolysis.⁹⁹¹ There are several alternative procedures.⁹⁹²

N-Alkyl amides or imides can also be prepared starting from alcohols by treatment of the latter with equimolar amounts of the amide or imide, Ph₃P, and diethyl azodicarboxylate (EtOOCN=NCOOEt) at room temperature (the Mitsunobu reaction, **10-17**).⁹⁹³ A related reaction treats the alcohol with ClCH=NMe₂⁺Cl⁻, followed by potassium phthalimide and treatment with hydrazine give the amine.⁹⁹⁴

Amides can also be alkylated with diazo compounds, as in **10-34**. Salts of sulfonamides (ArSO₂NH⁻) can be used to attack alkyl halides to prepare *N*-alkyl sulfonamides (ArSO₂NHR) that can be further alkylated to ArSO₂NRR'. Hydrolysis of the latter is a good method for the preparation of secondary amines. Secondary amines can also be made by crown ether assisted alkylation of F₃CCONHR (R = alkyl or aryl) and hydrolysis of the resulting F₃CCONRR'.⁹⁹⁵

The reaction of a primary amide and benzaldehyde, in the presence of a silane and trifluoroacetic acid, leads to the corresponding *N*-benzylamide.⁹⁹⁶ This transformation is a reductive alkylation. *N*-Alkynyl amides have been prepared by the copper-catalyzed reaction of 1-bromoalkynes and secondary amides.⁹⁹⁷ 1-Haloalkynes

⁹⁸⁶See Khan, M.N. *J. Org. Chem.* **1995**, *60*, 4536 for the kinetics of hydrazinolysis of phthalimides.

⁹⁸⁷Kukulja, S.; Lammert, S.R. *J. Am. Chem. Soc.* **1975**, *97*, 5582.

⁹⁸⁸Osby, J.O.; Martin, M.G.; Ganem, B. *Tetrahedron Lett.* **1984**, *25*, 2093.

⁹⁸⁹Wolfe, S.; Hasan, S.K. *Can. J. Chem.* **1970**, *48*, 3572.

⁹⁹⁰López-Alvarado, P.; Avendaño, C.; Menéndez, J.C. *Tetrahedron Lett.* **1992**, *33*, 6875.

⁹⁹¹Hebrard, P.; Olomucki, M. *Bull. Soc. Chim. Fr.* **1970**, 1938.

⁹⁹²For other methods, see Mukaiyama, T.; Taguchi, T.; Nishi, M. *Bull. Chem. Soc. Jpn.* **1971**, *44*, 2797; Hendrickson, J.B.; Bergeron R.; Sternbach, D.D. *Tetrahedron* **1975**, *31*, 2517; Clarke, C.T.; Elliott, J.D.; Jones, J.H. *J. Chem. Soc. Perkin Trans 1*, **1978**, 1088; Mukaiyama, T.; Tsuji, T.; Watanabe, Y. *Chem. Lett.* **1978**, 1057; Zwierzak, A.; Pilichowska, S. *Synthesis* **1982**, 922; Calverley, M.J. *Synth. Commun.* **1983**, *13*, 601; Harland, P.A.; Hodge, P.; Maughan, W.; Wildsmith, E. *Synthesis* **1984**, 941; Grehn, L.; Ragnarsson, U. *Synthesis* **1987**, 275; Dalla Croce, P.; La Rosa, C.; Ritieni, A. *J. Chem. Res. (S)* **1988**, 346; Yinglin, H.; Hongwen, H. *Synthesis* **1990**, 122.

⁹⁹³Mitsunobu, O.; Wada, M.; Sano, T. *J. Am. Chem. Soc.* **1972**, *94*, 679; Grunewald, G.L.; Paradkar, V.M.; Pazhenchevsky, B.; Pleiss, M.A.; Sall, D.J.; Seibel, W.L.; Reitz, T.J. *J. Org. Chem.* **1983**, *48*, 2321; Ślusarska, E.; Zwierzak, A. *Liebigs Ann. Chem.* **1986**, 402; Kolasa, T.; Miller, M.J. *J. Org. Chem.* **1987**, *52*, 4978; Sammes, P.G.; Thetford, D. *J. Chem. Soc. Perkin Trans. 1* **1989**, 655.

⁹⁹⁴Barrett, A.G.M.; Braddock, D.C.; James, R.A.; Procopiou, P.A. *Chem. Commun.* **1997**, 433.

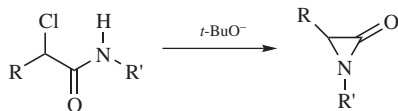
⁹⁹⁵Nordlander, J.E.; Catalane, D.B.; Eberlein, T.H.; Farkas, L.V.; Howe, R.S.; Stevens, R.M.; Tripoulas, N.A. *Tetrahedron Lett.* **1978**, 4987. For other methods, see Zwierzak, A.; Brylikowska-Piotrowicz, J. *Angew. Chem. Int. Ed.* **1977**, *16*, 107; Briggs, E.M.; Brown, G.W.; Jiricny, J.; Meidine, M.F. *Synthesis* **1980**, 295; Zwierzak, A.; Brylikowska-Piotrowicz, J. *Synthesis* **1982**, 922

⁹⁹⁶Dubé, D.; Scholte, A.A. *Tetrahedron Lett.* **1999**, *40*, 2295.

⁹⁹⁷Zhang, Y.; Hsung, R.P.; Tracey, M.R.; Kurtz, K.C.M.; Vera, E.L. *Org. Lett.* **2004**, *6*, 1151; Frederick, M.O.; Mulder, J.A.; Tracey, M.R.; Hsung, R.P.; Huang, J.; Kurtz, K.C.M.; Shen, L.; Douglas, C.J. *J. Am. Chem. Soc.* **2003**, *125*, 2368.

are typically prepared by base-induced elimination of 1,1-dihaloalkenes⁹⁹⁸ or by direct halogenation of an alkyne with sodium or potassium hypohalite, prepared by reaction of the appropriate base with the halogen.⁹⁹⁹

Internal *N*-alkylation has been used to prepare the highly strained compounds α -lactams.¹⁰⁰⁰

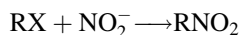


OS I, 119, 203, 271; II, 25, 83, 208; III, 151; IV, 810; V, 1064; VI, 951; VII, 501.

C. Other Nitrogen Nucleophiles

10-42 Formation of Nitro Compounds¹⁰⁰¹

Nitro-de-halogenation



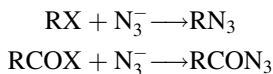
Sodium nitrite can be used to prepare nitro compounds from primary or secondary alkyl bromides or iodides, but the method is of limited scope. Silver nitrite gives nitro compounds only when *RX* is a primary bromide or iodide.¹⁰⁰² Nitrite esters are an important side product in all these cases (**10-22**) and become the major product (by an $\text{S}_{\text{N}}1$ mechanism) when secondary or tertiary halides are treated with silver nitrite. Alkyl nitro compounds can be prepared from the alkyl halide via the corresponding azide, by treatment with HOF in acetonitrile.¹⁰⁰³

Nitro compounds can be prepared from alcohols using $\text{NaNO}_2/\text{AcOH}/\text{HCl}$.¹⁰⁰⁴

OS I, 410; IV, 368, 454, 724.

10-43 Formation of Azides

Azido-de-halogenation



⁹⁹⁸For an example involving bromine see Bestmann, H.-J.; Frey, H. *Liebigs Ann. Chem.* **1980**, *12*, 2061.

⁹⁹⁹For examples with hypobromite, see Mozūraitis, R.; Būda, V.; Liblikas, I.; Unelius, C.R.; Borg-Karlson, A.-K. *J. Chem. Ecol.* **2002**, *28*, 1191; Barbu, E.; Tsibouklis, J. *Tetrahedron Lett.* **1996**, *37*, 5023; Brandsma, L.; Verkruijsse, H.D. *Synthesis* **1990**, 984.

¹⁰⁰⁰See Quast, H.; Leybach, H. *Chem. Ber.* **1991**, *124*, 849. For a review of α -lactams, see Lengyel, I.; Sheehan, J.C. *Angew. Chem. Int. Ed.* **1968**, *7*, 25.

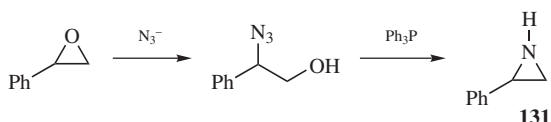
¹⁰⁰¹For reviews, see Larson, H.O. in Feuer, H. *The Chemistry of the Nitro and Nitroso Groups*, pt. 1, Wiley, NY, **1969**, pp. 325–339; Kornblum, N. *Org. React.* **1962**, *12*, 101.

¹⁰⁰²See Ballini, R.; Barboni, L.; Giarlo, G. *J. Org. Chem.* **2004**, *69*, 6907.

¹⁰⁰³Rozen, S.; Carmeli, M. *J. Am. Chem. Soc.* **2003**, *125*, 8118.

¹⁰⁰⁴Baruah, A.; Kalita, B.; Barua, N.C. *Synlett* **2000**, 1064.

Alkyl azides can be prepared by treatment of the appropriate halide with azide ion.¹⁰⁰⁵ Phase-transfer catalysis,¹⁰⁰⁶ ultrasound,¹⁰⁰⁷ and the use of reactive clays¹⁰⁰⁸ are important variations. Substrates other than alkyl halides have been used,¹⁰⁰⁹ including OH,¹⁰¹⁰ OMs, OTs,¹⁰¹¹ and OAc.¹⁰¹² Epoxides react with NaN_3 (**10-35**), SnCl_2/Mg with NaN_3 ,¹⁰¹³ TMSN_3 and Ph_4SbOH ¹⁰¹⁴ or SmI_2 ,¹⁰¹⁵ or $(i\text{-Bu})_2\text{AlHN}_3\text{Li}$ ¹⁰¹⁶ to give β -azido alcohols; these are easily converted to aziridines, **131**.¹⁰¹⁷



This conversion has been used as a key step in the preparation of optically active aziridines from optically active 1,2-diols (prepared by **15-48**).¹⁰¹⁸ Even hydrogen can be the leaving group. Benzylic hydrogens have been replaced by N_3 by treatment with HN_3 in CHCl_3 in the presence of DDQ (p. 1710).¹⁰¹⁹

Tertiary alkyl azides can be prepared by stirring tertiary alkyl chlorides with NaN_3 and ZnCl_2 in CS_2 ¹⁰²⁰ or by treating tertiary alcohols with NaN_3 and CF_3COOH ¹⁰²¹ or with HN_3 and TiCl_4 ¹⁰²² or BF_3 .¹⁰²³ Aryl azides can be prepared from aniline and aniline derivatives.¹⁰²⁴ Acyl azides, which can be used in the Curtius reaction (**18-14**),

¹⁰⁰⁵For reviews, see Scriven, E.F.V.; Turnbull, K. *Chem. Rev.* **1988**, 88, 297; Biffin, M.E.C.; Miller, J.; Paul, D.B., in Patai, S. *The Chemistry of the Azido Group*, Wiley, NY, **1971**, pp. 57–119; Alvarez, S.G.; Alvarez, M.T. *Synthesis* **1997**, 413.

¹⁰⁰⁶See Reeves, W.P.; Bahr, M.L. *Synthesis* **1979**, 823; Marti, M.J.; Rico, I.; Ader, J.C.; de Savignac, A.; Lattes, A. *Tetrahedron Lett.* **1989**, 30, 1245.

¹⁰⁰⁷Priebe, H. *Acta Chem. Scand. Ser. B*, **1984**, 38, 895.

¹⁰⁰⁸See, for example, Varma, R.S.; Naicker, K.P.; Aschberger, J. *Synth. Commun.* **1999**, 29, 2823.

¹⁰⁰⁹See, for example, Hojo, K.; Kobayashi, S.; Soai, K.; Ikeda, S.; Mukaiyama, T. *Chem. Lett.* **1977**, 635; Murahashi, T.; Taniguchi, Y.; Imada, Y.; Taniguchi, Y. *Tetrahedron Lett.* **1986**, 27, 227.

¹⁰¹⁰See, for example, Yu, C.; Liu, B.; Hu, L. *Org. Lett.* **2000**, 2, 1959.

¹⁰¹¹Scriven, E.F.V.; Turnbull, K. *Chem. Rev.* **1988**, 88, 297, see p. 306.

¹⁰¹²Murahashi, S.; Taniguchi, Y.; Imada, Y.; Tanigawa, Y. *J. Org. Chem.* **1989**, 54, 3292.

¹⁰¹³Saranghi, C.; Das, N.B.; Nanda, B.; Nayak, A.; Sharma, R.P. *J. Chem. Res. (S)* **1997**, 378.

¹⁰¹⁴Fujiwara, M.; Tanaka, M.; Baba, A.; Ando, H.; Souma, Y. *Tetrahedron Lett.* **1995**, 36, 4849.

¹⁰¹⁵Van de Weghe, P.; Collin, J. *Tetrahedron Lett.* **1995**, 36, 1649.

¹⁰¹⁶Youn, Y.S.; Cho, I.S.; Chung, B.Y. *Tetrahedron Lett.* **1998**, 39, 4337.

¹⁰¹⁷See, for example, Ittah, Y.; Sasson, Y.; Shahak, I.; Tsaroom, S.; Blum, J. *J. Org. Chem.* **1978**, 43, 4271. For the mechanism of the conversion to aziridines, see Pöchlauer, P.; Müller, E.P.; Peringer, P. *Helv. Chim. Acta* **1984**, 67, 1238.

¹⁰¹⁸Lohray, B.B.; Gao, Y.; Sharpless, K.B. *Tetrahedron Lett.* **1989**, 30, 2623.

¹⁰¹⁹Guy, A.; Lemor, A.; Doussot, J.; Lemaire, M. *Synthesis* **1988**, 900.

¹⁰²⁰Miller, J.A. *Tetrahedron Lett.* **1975**, 2959. See also, Koziara, A.; Zwierzak, A. *Tetrahedron Lett.* **1987**, 28, 6513.

¹⁰²¹Balderman, D.; Kalir, A. *Synthesis* **1978**, 24.

¹⁰²²Hassner, A.; Fibiger, R.; Andisik, D. *J. Org. Chem.* **1984**, 49, 4237.

¹⁰²³See, for example, Adam, G.; Andrieux, J.; Plat, M. *Tetrahedron* **1985**, 41, 399.

¹⁰²⁴Liu, Q.; Tor, Y. *Org. Lett.* **2003**, 5, 2571.

can be similarly prepared from acyl halides, anhydrides,¹⁰²⁵ esters,¹⁰²⁶ or other acyl derivatives.¹⁰²⁷ Acyl azides can also be prepared from aldehydes using $\text{SiCl}_4/\text{NaN}_3\text{--MnO}_2$,¹⁰²⁸ $\text{TMSN}_3/\text{CrO}_3$ ¹⁰²⁹ or the Dess–Martin periodinane (see p. 1723) with NaN_3 .¹⁰³⁰

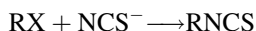
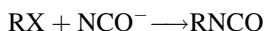
α -Azido ketones have been prepared from ketones via reaction with [hydroxy (*p*-nitrobenzenesulfonyloxy)iodo]benzene followed by reaction with sodium azide.¹⁰³¹

OS III, 846; IV, 715; V, 273, 586; VI, 95, 207, 210, 910; VII, 433; VIII, 116; IX, 220; X, 378. See also, OS VII, 206.

10-44 Formation of Isocyanates and Isothiocyanates

Isocyanato-de-halogenation

Isothiocyanato-de-halogenation

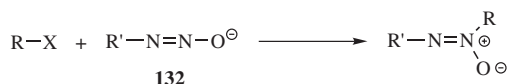


When the reagent is the thiocyanate ion, *S*-alkylation is an important side reaction (10-30), but the cyanate ion practically always gives exclusive *N*-alkylation.⁴⁷⁸ Primary alkyl halides have been converted to isocyanates by treatment with sodium nitrocyanimide (NaNCNNO_2) and *m*-chloroperoxybenzoic acid, followed by heating of the initially produced $\text{RN}(\text{NO}_2)\text{CN}$.¹⁰³² When alkyl halides are treated with NCO^- in the presence of ethanol, carbamates can be prepared directly (see 16-8).¹⁰³³ Acyl halides give the corresponding acyl isocyanates and isothiocyanates.¹⁰³⁴ For the formation of isocyanides, see 10-75.

OS III, 735.

10-45 Formation of Azoxy Compounds

Alkyl-*NNO*-azoxy-de-halogenation



132

¹⁰²⁵For a review of acyl azides, see Lwowski, W., in Patai, S. *The Chemistry of the Azido Group*, Wiley, NY, 1971, pp. 503–554.

¹⁰²⁶Rawal, V.H.; Zhong, H.M. *Tetrahedron Lett.* 1994, 35, 4947.

¹⁰²⁷Affandi, H.; Bayquen, A.V.; Read, R.W. *Tetrahedron Lett.* 1994, 35, 2729. For a preparation using triphosgene, see Gumaste, V.K.; Bhawal, B.M.; Deshmukh, A.R.A.S. *Tetrahedron Lett.* 2002, 43, 1345.

¹⁰²⁸Elmorsy, S.S. *Tetrahedron Lett.* 1995, 36, 1341.

¹⁰²⁹Lee, J.G.; Kwak, K.H. *Tetrahedron Lett.* 1992, 33, 3165.

¹⁰³⁰Bose, D.S.; Reddy, A.V.N. *Tetrahedron Lett.* 2003, 44, 3543.

¹⁰³¹Lee, J.C.; Kim, S.; Shin, W.C. *Synth. Commun.* 2000, 30, 4271.

¹⁰³²Manimaran, T.; Wolford, L.T.; Boyer, J.H. *J. Chem. Res. (S)* 1989, 331.

¹⁰³³Argabright, P.A.; Rider, H.D.; Sieck, R. *J. Org. Chem.* 1965, 30, 3317; Effenberger, F.; Drauz, K.; Förster, S.; Müller, W. *Chem. Ber.* 1981, 114, 173.

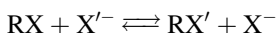
¹⁰³⁴For reviews of acyl isocyanates, see Tsuge, O., in Patai, S. *The Chemistry of Cyanates and Their Thio Derivatives*, pt. 1, Wiley, NY, 1977, pp. 445–506; Nuridzhanyan, K.A. *Russ. Chem. Rev.* 1970, 39, 130; Lozinskii, M.O.; Pel'kis, P.S. *Russ. Chem. Rev.* 1968, 37, 363.

The reaction between alkyl halides and alkanediazotates (**132**) gives alkoxyalkanes.¹⁰³⁵ The R and R' groups may be the same or different, but neither may be aryl or tertiary alkyl. The reaction is regioselective; only the isomer shown is obtained.

HALOGEN NUCLEOPHILES¹⁰³⁶

10-46 Halide Exchange.

Halo-de-halogenation



Halide exchange, sometimes call the *Finkelstein reaction*, is an equilibrium process, but it is often possible to shift the equilibrium.¹⁰³⁷ The reaction is most often applied to the preparation of iodides and fluorides. Iodides can be prepared from chlorides or bromides by taking advantage of the fact that sodium iodide, but not the bromide or chloride, is soluble in acetone. When an alkyl chloride or bromide is treated with a solution of sodium iodide in acetone, the equilibrium is shifted by the precipitation of sodium chloride or bromide. Since the mechanism is S_N2, the reaction is much more successful for primary halides than for secondary or tertiary halides; sodium iodide in acetone can be used as a test for primary bromides or chlorides. Tertiary chlorides can be converted to iodides by treatment with excess NaI in CS₂, with ZnCl₂ as catalyst.¹⁰³⁸ Vinylic bromides give vinylic iodides with retention of configuration when treated with KI and a nickel bromide-zinc catalyst,¹⁰³⁹ or with KI and CuI in hot HMPA.¹⁰⁴⁰

Fluorides¹⁰⁴¹ are prepared by treatment of other alkyl halides with any of a number of fluorinating agents,¹⁰⁴² among them anhydrous HF (which is useful only for

¹⁰³⁵For reviews, see Yandovskii, V.N.; Gidasov, B.V.; Tselinskii, I.V. *Russ. Chem. Rev.* **1980**, *49*, 237; Moss, R.A. *Acc. Chem. Res.* **1974**, *7*, 421.

¹⁰³⁶For a review of the formation of carbon-halogen bonds, see Hudlický, M.; Hudlicky, T., in Patai, S.; Rappoport, Z. *The Chemistry of Functional Groups, Supplement D*, pt. 2, Wiley, NY, **1983**, pp. 1021–1172.

¹⁰³⁷For a list of reagents for alkyl halide interconversion, see Larock, R.C. *Comprehensive Organic Transformations*, 2nd ed., Wiley-VCH, NY, **1999**, pp. 667–671.

¹⁰³⁸Miller, J.A.; Nunn, M.J. *J. Chem. Soc. Perkin Trans. 1* **1976**, 416.

¹⁰³⁹Takagi, K.; Hayama, N.; Inokawa, S. *Chem. Lett.* **1978**, 1435.

¹⁰⁴⁰Suzuki, H.; Aihara, M.; Yamamoto, H.; Takamoto, Y.; Ogawa, T. *Synthesis* **1988**, 236.

¹⁰⁴¹For reviews of the introduction of fluorine into organic compounds, see Mann, J. *Chem. Soc. Rev.* **1987**, *16*, 381; Rozen, S.; Filler, R. *Tetrahedron* **1985**, *41*, 1111; Hudlický, M. *Chemistry of Organic Fluorine Compounds*, pt. 2, Ellis Horwood, Chichester, **1976**, pp. 24–169; Sheppard, W.A.; Sharts, C.M., *Organic Fluorine Chemistry*, W.A. Benjamin, NY, **1969**, pp. 52–184, 409–430.

¹⁰⁴²For reviews of the use of halogen exchange to prepare alkyl fluorides, see Sharts, C.M.; Sheppard, W.A. *Org. React.* **1974**, *21*, 125; Hudlický, M. *Chemistry of Organic Fluorine Compounds*, pt. 2, Ellis Horwood, Chichester, **1976**, pp. 91–136.

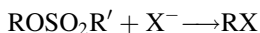
reactive substrates, e.g., benzylic or allylic), AgF, KF,¹⁰⁴³ HgF₂, Et₃N•2HF,¹⁰⁴⁴ 4-Me-C₆H₄IF₂,¹⁰⁴⁵ and Me₂SiF₂Ph⁺ NBu₄⁻.¹⁰⁴⁶ The equilibria in these cases are shifted because the alkyl fluoride once formed has little tendency to react, owing to the extremely poor leaving-group ability of fluorine. Phase-transfer catalysis of the exchange reaction is a particularly effective way of preparing both fluorides and iodides.¹⁰⁴⁷

Primary alkyl chlorides can be converted to bromides with ethyl bromide, *N*-methyl-2-pyrrolidinone and a catalytic amount of NaBr,¹⁰⁴⁸ with LiBr under phase-transfer conditions,¹⁰⁴⁹ and with Bu₄N⁺ Br⁻.¹⁰⁵⁰ Primary bromides were converted to chlorides with TMSCl/imidazole in hot DMF.¹⁰⁵¹ For secondary and tertiary alkyl chlorides, treatment in CH₂Cl₂ with excess gaseous HBr and an anhydrous FeBr₃ catalyst has given high yields¹⁰⁵² (this procedure is also successful for chloride-to-iodide conversions). Alkyl chlorides or bromides can be prepared from iodides by treatment with HCl or HBr in the presence of HNO₃, making use of the fact that the leaving I⁻ is oxidized to I₂ by the HNO₃.¹⁰⁵³ Primary iodides give the chlorides when treated with PCl₅ in POCl₃.¹⁰⁵⁴ Alkyl fluorides and chlorides are converted to the bromides and iodides (and alkyl fluorides to the chlorides) by heating with the corresponding HX in excess amounts.¹⁰⁵⁵

OS II, 476; IV, 84, 525; VIII, 486; IX, 502.

10-47 Formation of Alkyl Halides from Esters of Sulfuric and Sulfonic Acids

Halo-de-sulfonyloxy-substitution, and so on



¹⁰⁴³See Mąkosza, M.; Bujok, R. *Tetrahedron Lett.* **2002**, 43, 2761.

¹⁰⁴⁴Giudicelli, M.B.; Picq, D.; Veyron B. *Tetrahedron Lett.* **1990**, 31, 6527. For an electrolytic procedure using Et₃N•HF see Sawaguchi, M.; Ayuba, S.; Nakamura, Y.; Fukuhara, J.; Hara, S.; Yoneda, N. *Synlett* **2000**, 999.

¹⁰⁴⁵Sawaguchi, M.; Hara, S.; Nakamura, Y.; Ayuba, S.; Kukuvara, T.; Yoneda, N. *Tetrahedron* **2001**, 57, 3315.

¹⁰⁴⁶Kvíala, J.; Mysík, P.; Paleta, O. *Synlett* **2001**, 547.

¹⁰⁴⁷For reviews, see Starks, C.M.; Liotta, C. *Phase Transfer Catalysis*, Academic Press, NY, **1978**, pp. 112–125; Weber, W.P.; Gokel, G.W. *Phase Transfer Catalysis in Organic Synthesis*, Springer, NY, **1977**, pp. 117–124. See also, Clark, J.H.; Macquarrie, D.J. *Tetrahedron Lett.* **1987**, 28, 111; Bram, G.; Loupy, A.; Pigeon, P. *Synth. Commun.* **1988**, 18, 1661.

¹⁰⁴⁸Willy, W.E.; McKean, D.R.; Garcia, B.A. *Bull. Chem. Soc. Jpn.* **1976**, 49, 1989. See also, Babler, J.H.; Spina, K.P. *Synth. Commun.* **1984**, 14, 1313.

¹⁰⁴⁹Loupy, A.; Pardo, C. *Synth. Commun.* **1988**, 18, 1275.

¹⁰⁵⁰Bidd, I.; Whiting, M.C. *Tetrahedron Lett.* **1984**, 25, 5949.

¹⁰⁵¹Peyrat, J.-F.; Figadère, B.; Cavé, A. *Synth. Commun.* **1996**, 26, 4563.

¹⁰⁵²Yoon, K.B.; Kochi, J.K. *J. Org. Chem.* **1989**, 54, 3028.

¹⁰⁵³Svetlakov, N.V.; Moisaik, I.E.; Averko-Antonovich, I.G. *J. Org. Chem. USSR* **1969**, 5, 971.

¹⁰⁵⁴Bartley, J.P.; Carman, R.M.; Russell-Maynard, J.K.L. *Aust. J. Chem.* **1985**, 38, 1879.

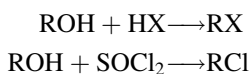
¹⁰⁵⁵Namavari, M.; Satyamurthy, N.; Phelps, M.E.; Barrio, J.R. *Tetrahedron Lett.* **1990**, 31, 4973.

Alkyl sulfates, tosylates, and other esters of sulfuric and sulfonic acids can be converted to alkyl halides with any of the four halide ions.¹⁰⁵⁶ Neopentyl tosylate reacts with Cl^- , Br^- , or I^- without rearrangement in HMPA.¹⁰⁵⁷ Similarly, allylic tosylates can be converted to chlorides without allylic rearrangement by reaction with LiCl in the same solvent.¹⁰⁵⁸ Inorganic esters are intermediates in the conversion of alcohols to alkyl halides with SOCl_2 , PCl_5 , PCl_3 , and so on (**10-48**), but are seldom isolated.

OS I, 25; II, 111, 404; IV, 597, 753; V, 545.

10-48 Formation of Alkyl Halides from Alcohols

Halo-de-hydroxylation



Alcohols can be converted to alkyl halides with several reagents,¹⁰⁵⁹ the most common of which are halogen acids HX and inorganic acid halides, such as SOCl_2 ,¹⁰⁶⁰ PCl_5 , PCl_3 , and POCl_3 .¹⁰⁶¹ The reagent HBr is usually used for alkyl bromides¹⁰⁶² and HI for alkyl iodides. These reagents are often generated *in situ* from the halide ion and an acid such as phosphoric or sulfuric. The use of HI sometimes results in reduction of the alkyl iodide to the alkane (**19-53**) and, if the substrate is unsaturated, can also reduce the double bond.¹⁰⁶³ The reaction can be used to prepare primary, secondary, or tertiary halides, but alcohols of the isobutyl or neopentyl type often give large amounts of rearrangement products.¹⁰⁶⁴ Tertiary chlorides are easily made with concentrated HCl , but primary and secondary alcohols react with HCl so slowly that a catalyst, usually zinc chloride, is required.¹⁰⁶⁵ Primary alcohols give good yields of chlorides upon treatment with HCl in

¹⁰⁵⁶For a list of reagents, with references, see Larock, R.C. *Comprehensive Organic Transformations*, 2nd ed., Wiley-VCH, NY, **1999**, pp. 697–700.

¹⁰⁵⁷Stephenson, B.; Solladié, G.; Mosher, H.S. *J. Am. Chem. Soc.* **1974**, *96*, 3171.

¹⁰⁵⁸Stork, G.; Grieco, P.A.; Gregson, M. *Tetrahedron Lett.* **1969**, 1393.

¹⁰⁵⁹For a list of reagents, with references, see Larock, R.C. *Comprehensive Organic Transformations*, 2nd ed., Wiley-VCH, NY, **1999**, pp. 689–697.

¹⁰⁶⁰For a review of thionyl chloride (SOCl_2), see Pizey, J.S. *Synthetic Reagents*, Vol. 1, Wiley, NY, **1974**, pp. 321–357. See Mohanazadeh, F.; Momeni, A.R. *Org. Prep. Proceed. Int.* **1996**, *28*, 492 for the use of SOCl_2 on silica gel.

¹⁰⁶¹For a review, see Salomaa, P.; Kankaanperä, A.; Pihlaja, K., in Patai, S. *The Chemistry of the Hydroxyl Group*, pt. 1, Wiley, NY, **1971**, pt. 1, pp. 595–622.

¹⁰⁶²Mas, J.-M.; Metivier, P. *Synth. Commun.* **1992**, *22*, 2187; Chong, J.M.; Heuft, M.A.; Rabbat, P. *J. Org. Chem.* **2000**, *65*, 5837.

¹⁰⁶³Jones, R.; Pattison, J.B. *J. Chem. Soc. C* **1969**, 1046.

¹⁰⁶⁴For a reaction using $\text{CeCl}_3 \cdot 7\text{H}_2\text{O}$ and NaI with neopentyl alcohol to give 2-iodo-2-methylbutane see Di Deo, M.; Marcantoni, E.; Torregiani, E.; Bartoli, G.; Bellucci, M. C.; Bosco, M.; Sambri, L. *J. Org. Chem.* **2000**, *65*, 2830.

¹⁰⁶⁵Phase-transfer catalysts have been used instead of ZnCl_2 ; Landini, D.; Montanari, F.; Rolla, F. *Synthesis* **1974**, 37.

HMPA.¹⁰⁶⁶ The inorganic acid chlorides SOCl_2 ,¹⁰⁶⁷ PCl_3 , and so on, give primary, secondary, or tertiary alkyl chlorides with much less rearrangement than is observed with HCl . Iodides have been prepared by simply heating the alcohol with iodine.¹⁰⁶⁸ Trichloroisocyanuric acid (1,3,5-trichlorohexahydrotriazin-2,4,6-trione) and triphenylphosphine converts primary alcohols to the corresponding chloride.¹⁰⁶⁹

Analogous bromides and iodides, especially PBr_3 , have also been used, but they are more expensive and used less often than HBr or HI , although some of them may also be generated *in situ* (e.g., PBr_3 from phosphorous and bromine). Bromides have also been prepared with NaBr on doped Montmorillonite K10 clay¹⁰⁷⁰ and iodides were prepared by using NaI on KSF-clay,¹⁰⁷¹ both using with microwave irradiation. Secondary alcohols always gives *some* rearranged bromides if another secondary position is available, even with PBr_3 , PBr_5 , or SOBr_2 ; thus 3-pentanol gives both 2- and 3-bromopentane. Such rearrangement can be avoided by converting the alcohol to a sulfonate and then using **10-47**,¹⁰⁷² or by the use of phase transfer catalysis.¹⁰⁷³ Tertiary alcohols can be converted to the bromide with BBR_3 at 0°C .¹⁰⁷⁴ HF does not generally convert alcohols to alkyl fluorides.¹⁰⁷⁵ The most important reagent for this purpose is the commercially available diethylaminosulfur trifluoride Et_2NSF_3 (DAST),¹⁰⁷⁶ which converts primary, secondary, tertiary, allylic, and benzylic alcohols to fluorides in high yields under mild conditions.¹⁰⁷⁷ Fluorides have also been prepared from alcohols by treatment with SF_4 ,¹⁰⁷⁸ SeF_4 ,¹⁰⁷⁹ TsF ,¹⁰⁸⁰ CsI/BF_3 ,¹⁰⁸¹ and indirectly, by conversion to a sulfate or tosylate, and so on (**10-47**). Sodium iodide and Amberlyst-15¹⁰⁸² or tosic acid and KI with microwave irradiation¹⁰⁸³ converts primary alcohols to the iodide. A mixture of IF_5 , NET_3

¹⁰⁶⁶Fuchs, R.; Cole, L.L. *Can. J. Chem.* **1975**, *53*, 3620.

¹⁰⁶⁷For a transformation involving a primary benzylic alcohol, thionyl chloride and benzotriazole, see Chaudhari, S.S.; Akamanchi, K.G. *Synlett* **1999**, 1763.

¹⁰⁶⁸Joseph, R.; Pallan, P.S.; Sudalai, A.; Ravindranathan, T. *Tetrahedron Lett.* **1995**, *36*, 609.

¹⁰⁶⁹Hiegel, G.A.; Rubino, M. *Synth. Commun.* **2002**, *32*, 2691.

¹⁰⁷⁰Kad, G.L.; Singh, V.; Kaur, K.P.; Singh, J. *Tetrahedron Lett.* **1997**, *38*, 1079.

¹⁰⁷¹Kad, G.L.; Kaur, J.; Bansal, P.; Singh, J. *J. Chem. Res. (S)* **1996**, 188.

¹⁰⁷²Cason, J.; Correia, J.S. *J. Org. Chem.* **1961**, *26*, 3645.

¹⁰⁷³Dakka, G.; Sasson, Y. *Tetrahedron Lett.* **1987**, *28*, 1223.

¹⁰⁷⁴Pelletier, J.D.; Poirier, D. *Tetrahedron Lett.* **1994**, *35*, 1051.

¹⁰⁷⁵For an exception, see Hanack, M.; Eggensperger, H.; Hähnle, R. *Liebigs Ann. Chem.* **1962**, 652, 96; See also, Politanskii, S.F.; Ivanyk, G.D.; Sarancha, V.N.; Shevchuk, V.U. *J. Org. Chem. USSR* **1974**, *10*, 697.

¹⁰⁷⁶For a review of this reagent, see Hudlický, M. *Org. React.* **1988**, *35*, 513.

¹⁰⁷⁷Middleton, W.J. *J. Org. Chem.* **1975**, *40*, 574.

¹⁰⁷⁸For reviews, see Wang, C.J. *Org. React.* **1985**, *34*, 319; Kollonitsch, J. *Isr. J. Chem.* **1978**, *17*, 53; Boswell, Jr., G.A.; Ripka, W.C.; Scribner, R.M.; Tullock, C.W. *Org. React.* **1974**, *21*, 1.

¹⁰⁷⁹Olah, G.A.; Nojima, M.; Kerekes, I. *J. Am. Chem. Soc.* **1974**, *96*, 925.

¹⁰⁸⁰Shimizu, M.; Nakahara, Y.; Yoshioka, H. *Tetrahedron Lett.* **1985**, *26*, 4207. For another method, see Olah, G.A.; Li, X. *Synlett*, **1990**, 267.

¹⁰⁸¹Hayat, S.; Atta-ur-Rahman, Khan, K.M.; Choudhary, M.I.; Maharvi, G.M.; Zia-Ullah; Bayer, E. *Synth. Commun.* **2003**, *33*, 2531.

¹⁰⁸²Tajbakhsh, M.; Hosseinzadeh, R.; Lasemi, Z. *Synlett* **2004**, 635.

¹⁰⁸³Lee, J.C.; Park, J.Y.; Yoo, E.S. *Synth. Commun.* **2004**, *34*, 2095.

and excess KF^{1084} or $(\text{Cl}_3\text{CO})_2\text{C}=\text{O}$, bis(trichloromethyl)carbonate, and KF (which gives COF_2 *in situ*) with 18-crown-6¹⁰⁸⁵ also converts primary alcohols to primary fluorides.

Primary, secondary, and tertiary alcohols can be converted to any of the four halides by treatment with the appropriate NaX , KX , or NH_4X in polyhydrogen fluoride–pyridine solution.¹⁰⁸⁶ This method is even successful for neopentyl halides. Another reagent that converts neopentyl alcohol to neopentyl chloride, in 95% yield, is $\text{PPh}_3\text{—CCl}_3\text{CN}$.¹⁰⁸⁷ Ionic liquids can be used for halogenation, and bmim-Cl (1-*n*-butyl-3-methylimidazolium chloride) generates the chloride directly from the alcohol without any additional reagent.¹⁰⁸⁸

Other reagents¹⁰⁸⁹ have also been used, including ZrCl_4/NaI ,¹⁰⁹⁰ 2,4,6-trichloro [1,3,5]triazine (cyanuric acid) and DMF ,¹⁰⁹¹ Me_3SiCl and BiCl_3 ¹⁰⁹² or Me_3SiCl and 5% InCl_3 ¹⁰⁹³ or simply Me_3SiCl in DMSO .¹⁰⁹⁴ Other specialized reagents include $(\text{RO})_3\text{PRX}$ ¹⁰⁹⁵ and R_3PX_2 ¹⁰⁹⁶ (made from R_3P and X_2), which give good yields for primary (including neopentyl), secondary, and tertiary halides without rearrange-

¹⁰⁸⁴Yoneda, N. Fukuhara, T. *Chem. Lett.* **2001**, 222.

¹⁰⁸⁵Flosser, D.A.; Olofson, R.A. *Tetrahedron Lett.* **2002**, 43, 4275.

¹⁰⁸⁶Olah, G.A.; Welch, J.; Vankar, Y.D.; Nojima, M.; Kerekes, I.; Olah, J.A. *J. Org. Chem.* **1979**, 44, 3872. See also, Yin, J.; Zarkowsky, D.S.; Thomas, D.W.; Zhao, M.W.; Huffman, M.A. *Org. Lett.* **2004**, 6, 1465.

¹⁰⁸⁷Matveeva, E.D.; Yalovskaya, A.I.; Cherepanov, I.A.; Kurts, A.L.; Bundel', Yu.G. *J. Org. Chem. USSR* **1989**, 25, 587.

¹⁰⁸⁸Ren, R. X.; Wu, J. X. *Org. Lett.* **2001**, 3, 3727.

¹⁰⁸⁹For some other reagents, not listed here, see Echigo, Y.; Mukaiyama, T. *Chem. Lett.* **1978**, 465; Barton, D.H.R.; Stick, R.V.; Subramanian, R. *J. Chem. Soc. Perkin Trans. 1* **1976**, 2112; Savel'yanov, V.P.; Nazarov, V.N.; Savel'yanova, R.T.; Suchkov, V.V. *J. Org. Chem. USSR* **1977**, 13, 604; Jung, M.E.; Hatfield, G.L. *Tetrahedron Lett.* **1978**, 4483; Sevrin, M.; Krief, A. *J. Chem. Soc., Chem. Commun.* **1980**, 656; Hanessian, S.; Leblanc, Y.; Lavallée, P. *Tetrahedron Lett.* **1982**, 23, 4411; Cristol, S.J.; Seapy, D.G. *J. Org. Chem.* **1982**, 47, 132; Richter, R.; Tucker, B. *J. Org. Chem.* **1983**, 48, 2625; Imamoto, T.; Matsumoto, T.; Kusumoto, T.; Yokoyama, M. *Synthesis* **1983**, 460; Olah, G.A.; Husain, A.; Singh, B.P.; Mehrotra, A.K. *J. Org. Chem.* **1983**, 48, 3667; Toto, S.D.; Doi, J.T. *J. Org. Chem.* **1987**, 52, 4999; Camps, F.; Gasol, V.; Guerrero, A. *Synthesis* **1987**, 511; Schmidt, S.P.; Brooks, D.W. *Tetrahedron Lett.* **1987**, 28, 767; Collingwood, S.P.; Davies, A.P.; Golding, B.T. *Tetrahedron Lett.* **1987**, 28, 4445; Kozikowski, A.P.; Lee, J. *Tetrahedron Lett.* **1988**, 29, 3053; Classon, B.; Liu, Z.; Samuelsson, B. *J. Org. Chem.* **1988**, 53, 6126; Munyemana, F.; Frisque-Hesbain, A.; Devos, A.; Ghosez, L. *Tetrahedron Lett.* **1989**, 30, 3077; Ernst, B.; Winkler, T. *Tetrahedron Lett.* **1989**, 30, 3081.

¹⁰⁹⁰Firouzabadi, H.; Iranpoor, N.; Jafarpour, M. *Tetrahedron Lett.* **2004**, 45, 7451.

¹⁰⁹¹De Luca, L.; Giacomelli, G.; Porcheddu, A. *Org. Lett.* **2002**, 4, 553.

¹⁰⁹²Labrouillère, M.; LeRoux, C.; Oussaid, A.; Gaspard-Iloughmane, H.; Dubac, J. *Bull. Soc. Chim. Fr.* **1995** 132, 522.

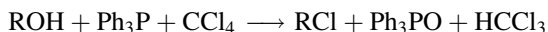
¹⁰⁹³Yasuda, M.; Yamasaki, S.; Onishi, Y.; Baba, A. *J. Am. Chem. Soc.* **2004**, 126, 7186.

¹⁰⁹⁴Snyder, D.C. *J. Org. Chem.* **1995**, 60, 2638.

¹⁰⁹⁵Rydon, H.N. *Org. Synth.* **VI**, 830.

¹⁰⁹⁶Wiley, G.A.; Hershkowitz, R.L.; Rein, B.M.; Chung, B.C. *J. Am. Chem. Soc.* **1964**, 86, 964; Wiley, G.A.; Rein, B.M.; Hershkowitz, R.L. *Tetrahedron Lett.* **1964**, 2509; Schaefer, J.P.; Weinberg, D.S. *J. Org. Chem.* **1965**, 30, 2635; Kaplan, L. *J. Org. Chem.* **1966**, 31, 3454; Weiss, R.G.; Snyder, E.I. *J. Org. Chem.* **1971**, 36, 403; Garegg, P.J.; Johansson, R.; Samuelsson, B. *Synthesis* **1984**, 168; Sandri, J.; Viala, J. *Synth. Commun.* **1992**, 22, 2945.

ments.¹⁰⁹⁷ Similarly, Me_2SBr_2 ¹⁰⁹⁸ (prepared from Me_2S and Br_2), and a mixture of PPh_3 and CCl_4 ¹⁰⁹⁹ (or CBr_4 ¹¹⁰⁰).



The last method converts allylic alcohols¹¹⁰¹ to the corresponding halides without allylic rearrangements¹¹⁰² and also cyclopropylcarbinyl alcohols to the halides without ring opening.¹¹⁰³ A simple method that is specific for benzylic and allylic alcohols (and does not give allylic rearrangement) involves reaction with *N*-chloro- or *N*-bromosuccinimide and methyl sulfide.¹¹⁰⁴ The specificity of this method is illustrated by the conversion, in 87% yield, of (*Z*)- $\text{HOCH}_2\text{CH}_2\text{CMe}=\text{CHCH}_2\text{OH}$ to (*Z*)- $\text{HOCH}_2\text{CH}_2\text{Me}=\text{CHCH}_2\text{Cl}$. Only the allylic OH group was affected. A mixture of NBS, $\text{Cu}(\text{OTf})_2$ and diisopropylcarbodiimide converted primary alcohols to the corresponding bromide.¹¹⁰⁵ The use of NCS gave the chloride and NIS gave the iodide under identical conditions. Thiols are converted to alkyl bromides by a similar procedure using PPh_3 and NBS.¹¹⁰⁶

Allylic and benzylic alcohols can also be converted to bromides or iodides with $\text{NaX}\cdot\text{BF}_3$ etherate,¹¹⁰⁷ and to iodides with AlI_3 .¹¹⁰⁸ A mixture of methanesulfonic acid and NaI also converts benzylic alcohols to benzylic iodides.¹¹⁰⁹ Both (chlorophenylthio-methylene)dimethylammonium chloride¹¹¹⁰ and 2-chloro-1,3-dimethylimidazolium chloride¹¹¹¹ react with alcohols to give the corresponding chloride.

¹⁰⁹⁷For reviews of reactions with these reagents, see Castro, B.R. *Org. React.* **1983**, 29, 1; Mackie, R.K., in Cadogan, J.I.G. *Organophosphorus Reagents in Organic Synthesis*, Academic Press, NY, **1979**; pp. 433–466.

¹⁰⁹⁸Furukawa, N.; Inoue, T.; Aida, T.; Oae, S. *J. Chem. Soc., Chem. Commun.* **1973**, 212.

¹⁰⁹⁹For reviews, see Appel, R. *Angew. Chem. Int. Ed.* **1975**, 14, 801; Appel, R.; Halstenberg, M., in Cadogan, J.I.G. *Organophosphorus Reagents in Organic Synthesis*, Academic Press, NY, **1979**, pp. 387–431. For a discussion of the mechanism, see Slagle, J.D.; Huang, T.T.; Franzus, B. *J. Org. Chem.* **1981**, 46, 3526. For a similar reaction using hexachloroethane and bis-1,2-diphenylphosphinoethane see Pollastri, M.P.; Sagal, J.F.; Chang, G. *Tetrahedron Lett.* **2001**, 42, 2459.

¹¹⁰⁰Wagner, A.; Heitz, M.; Mioskowski, C. *Tetrahedron Lett.* **1989**, 30, 557. See also, Desmaris, L.; Percina, N.; Cottier, L.; Sinou, D. *Tetrahedron Lett.* **2003**, 44, 7589.

¹¹⁰¹For a review of the conversion of allylic alcohols to allylic halides, see Magid, R.M. *Tetrahedron* **1980**, 36, 1901, pp. 1924–1926.

¹¹⁰²Snyder, E.I. *J. Org. Chem.* **1972**, 37, 1466; Axelrod, E.H.; Milne, G.M.; van Tamelen, E.E. *J. Am. Chem. Soc.* **1973**, 92, 2139.

¹¹⁰³Hrubiec, R.T.; Smith, M.B. *Synth. Commun.* **1983**, 13, 593.

¹¹⁰⁴Corey, E.J.; Kim, C.U.; Takeda, M. *Tetrahedron Lett.* **1972**, 4339.

¹¹⁰⁵Li, Z.; Crosignani, S.; Linclau, B. *Tetrahedron Lett.* **2003**, 44, 8143; Crosignani, S.; Nadal, B.; Li, Z.; Linclau, B. *Chem. Commun.* **2003**, 260.

¹¹⁰⁶Iranpoor, N.; Firouzabadi, H.; Aghapour, G. *Synlett* **2001**, 1176.

¹¹⁰⁷Vankar, Y.D.; Rao, C.T. *Tetrahedron Lett.* **1985**, 26, 2717; Mandal, A.K.; Mahajan, S.W. *Tetrahedron Lett.* **1985**, 26, 3863; Bandgar, B.P.; Sadavarte, V.S.; Uppalla, L.S. *Tetrahedron Lett.* **2001**, 42, 951.

¹¹⁰⁸Sarmah, P.; Barua, N.C. *Tetrahedron* **1989**, 45, 3569.

¹¹⁰⁹Kamal, A.; Ramesh, G.; Laxman, N. *Synth. Commun.* **2001**, 31, 827.

¹¹¹⁰Gomez, L.; Gellibert, F.; Wagner, A.; Mioskowski, C. *Tetrahedron Lett.* **2000**, 41, 6049.

¹¹¹¹Isobe, T.; Ishikawa, T. *J. Org. Chem.* **1999**, 64, 5832.

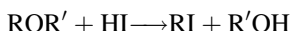
When the reagent is HX, the mechanism is S_N1cA or S_N2cA ; that is, the leaving group is not ^-OH , but OH_2 (p. 496). The leaving group is not ^-OH with the other reagents either, since in these cases the alcohol is first converted to an inorganic ester, for example, $ROSOCl$ with $SOCl_2$ (**10-22**). The leaving group is therefore ^-OSOCl or a similar group (**10-47**). These may react by the S_N1 or S_N2 mechanism and, in the case of $ROSOCl$, by the S_Ni mechanism¹¹¹² (p. 468).

Trialkylsilyl ethers such as $ROSiMe_3$ are converted to the corresponding iodide with SiO_2-Cl/NaI .¹¹¹³

OS **I**, 25, 36, 131, 142, 144, 292, 294, 533; **II**, 91, 136, 159, 246, 308, 322, 358, 399, 476; **III**, 11, 227, 370, 446, 698, 793, 841; **IV**, 106, 169, 323, 333, 576, 681; **V**, 1, 249, 608; **VI**, 75, 628, 634, 638, 781, 830, 835; **VII**, 210, 319, 356; **VIII**, 451. Also see, OS **III**, 818; **IV**, 278, 383, 597.

10-49 Formation of Alkyl Halides from Ethers

Halo-de-alkoxylation



Ethers can be cleaved by heating with concentrated HI or HBr.¹¹¹⁴ Hydrogen chloride is seldom successful,¹¹¹⁵ and HBr reacts more slowly than HI, but is often a superior reagent, since it causes fewer side reactions. Phase-transfer catalysis has also been used,¹¹¹⁶ and 47% HBr in ionic liquids has proven effective.¹¹¹⁷ Dialkyl ethers and alkyl aryl ethers can be cleaved. In the latter case the alkyl-oxygen bond is the one broken. As in **10-48**, the actual leaving group is not OR'^- , but OHR' . Although alkyl aryl ethers always cleave so as to give an alkyl halide and a phenol, there is no general rule for dialkyl ethers. Often cleavage occurs from both sides, and a mixture of two alcohols and two alkyl halides is obtained. However, methyl ethers are usually cleaved so that methyl iodide or bromide is a product. An excess of HI or HBr converts the alcohol product into alkyl halide, so that dialkyl ethers (but not alkyl aryl ethers) are converted to 2 equivalents of alkyl halide. This procedure is often carried out so that a mixture of only two products is obtained instead of four. *O*-Benzyl ethers are readily cleaved to the alcohol and the hydrocarbon via hydrogenolysis, and the most common methods are hydrogenation¹¹¹⁸ or

¹¹¹²Schreiner, P.R.; Schleyer, P.v.R.; Hill, R.K. *J. Org. Chem.* **1993**, *58*, 2822.

¹¹¹³Firouzabadi, H.; Iranpoor, N.; Hazarkhani, H. *Tetrahedron Lett.* **2002**, *43*, 7139.

¹¹¹⁴For reviews of ether cleavage in general, see Bhatt, M.V.; Kulkarni, S.U. *Synthesis* **1983**, 249; Staude, E.; Patat, F., in Patai, S. *The Chemistry of the Ether Linkage*, Wiley, NY, **1967**, p. 22. For a review of cleavage of aryl alkyl ethers, see Tiecco, M. *Synthesis* **1988**, 749.

¹¹¹⁵Cleavage with HCl has been accomplished in the presence of surfactants: Juršić, B. *J. Chem. Res. (S)* **1989**, 284.

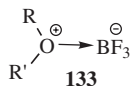
¹¹¹⁶Landini, D.; Montanari, F.; Rolla, F. *Synthesis* **1978**, 771.

¹¹¹⁷In *bmim* BF₄, 1-*n*-butyl-3-methylimidazolium bromide: Boovannahalli, S.K.; Kim, D.W.; Chi, D.Y. *J. Org. Chem.* **2004**, *69*, 3340.

¹¹¹⁸Heathcock, C.H.; Ratcliffe, R. *J. Am. Chem. Soc.* **1971**, *93*, 1746.

dissolving metal conditions (Na or K in ammonia).¹¹¹⁹ Heating in anisole with 3% Sc(NTf₂)₃¹¹²⁰ or In metal in aqueous ethanol¹¹²¹ also cleaves benzyl ethers. Isoprenyl alkyl ethers are cleaved using iodine in dichloromethane,¹¹²² and allyl alkyl ethers are cleaved with Lewis acids under various conditions.¹¹²³ The OCH₂CH=CHPh unit of mixed allyl ethers (O-CH₂CH=CH₂ and OCH₂CH=CHPh) can be cleaved selectively under electrolytic conditions.¹¹²⁴

Cyclic ethers (usually tetrahydrofuran derivatives) can be similarly cleaved (see **10-50** for epoxides). Treatment of 2-methyltetrahydrofuran with acetyl chloride and ZnCl₂ gave primarily *O*-acetyl-4-chloro-1-pentanol.¹¹²⁵ A mixture of Et₂NSiMe₃/2 MeI cleaved tetrahydrofuran to give the *O*-trimethylsilyl ether of 4-iodo-1-butanol.¹¹²⁶ Ethers have also been cleaved with Lewis acids, such as BF₃, Ce(OTf)₄,¹¹²⁷ SiCl₄/LiI/BF₃,¹¹²⁸ BBr₃,¹¹²⁹ or AlCl₃.¹¹³⁰ In such cases, the departure of the OR is assisted by complex formation with the Lewis acid (see **133**).



Lewis acids are also used. The reagent NaI–BF₃ etherate selectively cleaves ethers in the order benzylic ethers > alkyl methyl ethers > aryl methyl ethers.¹¹³¹

Dialkyl and alkyl aryl ethers are cleaved with iodotrimethylsilane:¹¹³² ROR' + Me₃SiI → RI + Me₃SiOR.¹¹³³ A more convenient and less expensive alternative, which gives the same products, is a mixture of chlorotrimethylsilane and

¹¹¹⁹McCloskey, C.M. *Adv. Carbohydr. Chem.* **1957**, *12*, 137; Reist, E.J.; Bartuska, V.J.; Goodman, L. *J. Org. Chem.* **1964**, *29*, 3725.

¹¹²⁰Ishihara, K.; Hiraiwa, Y.; Yamamoto, H. *Synlett* **2000**, 80.

¹¹²¹Moody, C.J.; Pitts, M.R. *Synlett* **1999**, 1575.

¹¹²²Vatèle, J.-M. *Synlett* **2001**, 1989. For a procedure using DDQ, see Vatèle, J.-M. *Synlett* **2002**, 507

¹¹²³Examples include SmI₂ in the presence of H₂O-*i*PrNH₂: Dahlen, A.; Sundgren, A.; Lahmann, M.; Oscarson, S.; Hilmersson, G. *Org. Lett.* **2003**, *5*, 4085. CeCl₃/NaI: Bartoli, G.; Cupone, G.; Dalpozzo, R.; DeNino, A.; Maiuolo, L.; Marcantoni, E.; Procopio, A. *Synlett* **2001**, 1897. ZnCl₂-Pd(PPh₃)₄: Chandrasekhar, S.; Reddy, Ch.R.; Rao, R.J. *Tetrahedron* **2001**, *57*, 3435. A ruthenium-catalyzed protocol: Tanaka, S.; Saburi, H.; Ishibashi, Y.; Kitamura, M. *Org. Lett.* **2004**, *6*, 1873. See also, Murakami, H.; Minami, T.; Ozawa, F. *J. Org. Chem.* **2004**, *69*, 4482.

¹¹²⁴Solis-Oba, A.; Hudlicky, T.; Koroniak, L.; Frey, D. *Tetrahedron Lett.* **2001**, *42*, 1241.

¹¹²⁵Mimero, P.; Saluzzo, C.; Amouroux, R. *Tetrahedron Lett.* **1994**, *35*, 1553.

¹¹²⁶Ohshita, J.; Iwata, A.; Kanetani, F.; Kunai, A.; Yamamoto, Y.; Matui, C. *J. Org. Chem.* **1999**, *64*, 8024.

¹¹²⁷Khalafi-Nezhad, A.; Alamdari, R.F. *Tetrahedron* **2001**, *57*, 6805.

¹¹²⁸Zewge, D.; King, A.; Weissman, S.; Tschaen, D. *Tetrahedron Lett.* **2004**, *45*, 3729.

¹¹²⁹Press, J.B. *Synth. Commun.* **1979**, *9*, 407; Niwa, H.; Hida, T.; Yamada, K. *Tetrahedron Lett.* **1981**, *22*, 4239.

¹¹³⁰For a review, see Johnson, F., in Olah, G.A. *Friedel–Crafts and Related Reactions*, Vol. 4, Wiley, NY, **1965**, pp. 1–109.

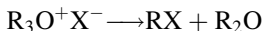
¹¹³¹Vankar, Y.D.; Rao, C.T. *J. Chem. Res. (S)* **1985**, 232. See also, Mandal, A.K.; Soni, N.R.; Ratnam, K.R. *Synthesis* **1985**, 274; Ghiaci, M.; Asghari, J. *Synth. Commun.* **1999**, *29*, 973; Sharma, G.V.M.; Reddy, Ch.G.; Krishna, P.R. *J. Org. Chem.* **2003**, *68*, 4574.

¹¹³²For a review of this reagent, see Olah, G.A.; Prakash, G.K.S.; Krishnamurti, R. *Adv. Silicon Chem.* **1991**, *1*, 1.

¹¹³³Jung, M.E.; Lyster, M.A. *J. Org. Chem.* **1977**, *42*, 3761; *Org. Synth.* **VI**, 353.

NaI.¹¹³⁴ Triphenyldibromophosphorane (Ph_3PBr_2) cleaves dialkyl ethers to give 2 moles of alkyl bromide.¹¹³⁵ Alkyl aryl ethers can also be cleaved with LiI to give alkyl iodides and salts of phenols¹¹³⁶ in a reaction similar to **10-51**. Allyl aryl ethers¹¹³⁷ are efficiently cleaved with $\text{NaI}/\text{Me}_3\text{SiCl}$,¹¹³⁸ CeCl_3/NaI ¹¹³⁹ or $\text{ZrCl}_4/\text{NaBH}_4$.¹¹⁴⁰

A closely related reaction is cleavage of oxonium salts.



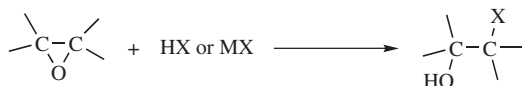
For these substrates, HX is not required, and X can be any of the four halide ions.

tert-Butyldimethylsilyl ethers ($\text{ROSiMe}_2\text{CMe}_3$) can be converted to bromides RBr by treatment with Ph_3PBr_2 ,¹¹⁴¹ $\text{Ph}_3\text{P}-\text{CBr}_4$,¹¹⁴² or BBr_3 .¹¹⁴³ Alcohols are often protected by conversion to this kind of silyl ether.¹¹⁴⁴

OS **I**, 150; **II**, 571; **III**, 187, 432, 586, 692, 753, 774, 813; **IV**, 266, 321; **V**, 412; **VI**, 353. See also, OS **VIII**, 161, 556.

10-50 Formation of Halohydrins from Epoxides

(3)OC-*seco*-Halo-de-alkoxylation



This is a special case of **10-49** and is frequently used for the preparation of halohydrins. In contrast to the situation with open-chain ethers and with larger rings, many epoxides react with all four hydrohalic acids, although with HF ¹¹⁴⁵ the reaction is unsuccessful with simple aliphatic and cycloalkyl epoxides.¹¹⁴⁶ Hydrogen fluoride does react with more rigid epoxides, such as those in steroid systems. The reaction can be applied to simple epoxides¹¹⁴⁷ if polyhydrogen fluoride-pyridine

¹¹³⁴Morita, T.; Okamoto, Y.; Sakurai, H. *J. Chem. Soc., Chem. Commun.* **1978**, 874; Olah, G.A.; Narang, S.C.; Gupta, B.G.B.; Malhotra, R. *J. Org. Chem.* **1979**, *44*, 1247; Amouroux, R.; Jateczak, M.; Chastrette, M. *Bull. Soc. Chim. Fr.* **1987**, 505.

¹¹³⁵Anderson Jr., A.G.; Freenor, F.J. *J. Org. Chem.* **1972**, *37*, 626.

¹¹³⁶Harrison, I.T. *Chem. Commun.* **1969**, 616.

¹¹³⁷For cleavage with Pd/C in KOH/MeOH, see Ishizaki, M.; Yamada, M.; Watanabe, S.-i.; Hoshino, O.; Nishitani, K.; Hayashida, M.; Tanaka, A.; Hara, H. *Tetrahedron* **2004**, *60*, 7973.

¹¹³⁸Kamal, A.; Laxman, E.; Rao, N.V. *Tetrahedron Lett.* **1999**, *40*, 371.

¹¹³⁹Thomas, R.M.; Reddy, G.S.; Iyengar, D.S. *Tetrahedron Lett.* **1999**, *40*, 7293

¹¹⁴⁰Chary, K.P.; Mohan, G.H.; Iyengar, D.S. *Chem. Lett.* **1999**, 1223.

¹¹⁴¹Aizpurua, J.M.; Cossío, F.P.; Palomo, C. *J. Org. Chem.* **1986**, *51*, 4941.

¹¹⁴²Mattes, H.; Benezra, C. *Tetrahedron Lett.* **1987**, *28*, 1697.

¹¹⁴³Kim, S.; Park, J.H. *J. Org. Chem.* **1988**, *53*, 3111.

¹¹⁴⁴See Corey, E.J.; Venkateswarlu, A. *J. Am. Chem. Soc.* **1972**, *94*, 6190.

¹¹⁴⁵For a review of reactions HF with epoxides, see Sharts, C.M.; Sheppard, W.A. *Organic Fluorine Chemistry*, W.A. Benjamin, NY, **1969**, pp. 52–184, 409–430. For a related review, see Yoneda, N. *Tetrahedron* **1991**, *47*, 5329.

¹¹⁴⁶Shahak, I.; Manor, S.; Bergmann, E.D. *J. Chem. Soc. C* **1968**, 2129.

¹¹⁴⁷Olah, G.A.; Meidar, D. *Isr. J. Chem.* **1978**, *17*, 148.

is the reagent. The reagent $\text{NEt}_3 \cdot 3 \text{HF}$ converts epoxides to fluorohydrins with microwave irradiation.¹¹⁴⁸ The epoxide-to-fluorohydrin conversion has also been carried out with SiF_4 and a tertiary amine.¹¹⁴⁹ Chloro-, bromo-, and iodo-hydrins can also be prepared¹¹⁵⁰ by treating epoxides with Ph_3P and X_2 ,¹¹⁵¹ with $\text{InBr}_3/\text{NaBr}/\text{H}_2\text{O}$,¹¹⁵² LiBr on Amberlyst-15 resin,¹¹⁵³ $\text{TiCl}_4\text{-LiCl}$,¹¹⁵⁴ SiCl_4 ,¹¹⁵⁵ I_2 with a SmI_2 catalyst,¹¹⁵⁶ and LiI on silica gel.¹¹⁵⁷ Epoxides can be converted directly to 1,2-dichloro compounds by treatment with SOCl_2 and pyridine,¹¹⁵⁸ or with Ph_3P and CCl_4 .¹¹⁵⁹ These are two-step reactions: a halohydrin is formed first and is then converted by the reagents to the dihalide (**10-48**). As expected, inversion is found at both carbons. Meso epoxides were cleaved enantioselectively with the chiral B-halodiisopinocampheylboranes (see **15-16**), where the halogen was Cl, Br, or I.¹¹⁶⁰ Diatomic iodine gives an iodohydrin with a 2,6-bis[2-(*o*-aminophenoxy)methyl]-4-bromo-1-methoxybenzene catalyst.¹¹⁶¹

Bicyclic epoxides are usually opened to the *trans*-halohydrin. Unsymmetrical epoxides are usually opened to give mixtures of regioisomers. In a typical reaction, the halogen is delivered to the less sterically hindered carbon of the epoxide. In the absence of this structural feature, and in the absence of a directing group, relatively equal mixtures of regioisomeric halohydrins are expected. The phenyl is such as group in 1-phenyl-2-alkyl epoxides, where reaction with $\text{POCl}_3/\text{DMAP}$ leads to the chlorohydrin with the chlorine on the carbon bearing the phenyl.¹¹⁶²

¹¹⁴⁸Inagaki, T.; Fukuhara, T.; Hara, S. *Synthesis* **2003**, 1157.

¹¹⁴⁹Shimizu, M.; Yoshioka, H. *Tetrahedron Lett.* **1988**, 29, 4101. For other methods, see Muehlbacher, M.; Poulter, C.D. *J. Org. Chem.* **1988**, 53, 1026; Ichihara, J.; Hanafusa, T. *J. Chem. Soc., Chem. Commun.* **1989**, 1848.

¹¹⁵⁰Einhorn, C.; Luche, J. *J. Chem. Soc., Chem. Commun.* **1986**, 1368; Ciaccio, J.A.; Address, K.J.; Bell, T.W. *Tetrahedron Lett.* **1986**, 27, 3697; Spawn, C.; Drtina, G.J.; Wiemer, D.F. *Synthesis* **1986**, 315. For reviews, see Bonini, C.; Righi, G. *Synthesis* **1994**, 225; Chini, M.; Crotti, P.; Gardelli, C.; Macchia, F. *Tetrahedron* **1992**, 48, 3805.

¹¹⁵¹Palumbo, G.; Ferreri, C.; Caputo, R. *Tetrahedron Lett.* **1983**, 24, 1307. See Afonso, C.A.M.; Vieira, N.M.L.; Motherwell, W.B. *Synlett* **2000**, 382.

¹¹⁵²Amantini, D.; Fringulli, F.; Pizzo, F.; Vaccaro, L. *J. Org. Chem.* **2001**, 66, 4463.

¹¹⁵³Bonini, C.; Giuliano, C.; Righi, G.; Rossi, L. *Synth. Commun.* **1992**, 22, 1863.

¹¹⁵⁴Shimizu, M.; Yoshida, A.; Fujisawa, T. *Synlett*, **1992**, 204.

¹¹⁵⁵Denmark, S.E.; Barsanti, P.A.; Wong, K.-T.; Stavenger, R. *J. Org. Chem.* **1998**, 63, 2428; Tao, B.; Lo, M.M.-C.; Fu, G.C. *J. Am. Chem. Soc.* **2001**, 123, 353; Raymond, S.; Legrand, O.; Brunel, J.M.; Buono, G. *Eur. J. Org. Chem.* **2001**, 2819.

¹¹⁵⁶Kwon, D.W.; Cho, M.S.; Kim, Y.H. *Synlett* **2003**, 959.

¹¹⁵⁷Kotsuki, H.; Shimanouchi, T. *Tetrahedron Lett.* **1996**, 37, 1845.

¹¹⁵⁸Campbell, J.R.; Jones, J.K.N.; Wolfe, S. *Can. J. Chem.* **1966**, 44, 2339.

¹¹⁵⁹Isaacs, N.S.; Kirkpatrick, D. *Tetrahedron Lett.* **1972**, 3869.

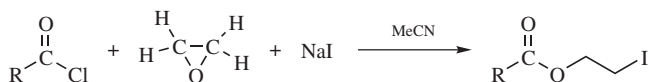
¹¹⁶⁰Srebnik, M.; Joshi, N.N.; Brown, H.C. *Isr. J. Chem.* **1989**, 29, 229.

¹¹⁶¹Nikam, K.; Nashi, T. *Tetrahedron*, **2002**, 58, 10259. For an alternative reaction of iodine and a pyridine-containing macrocycle, see Sharghi, H.; Niknam, K.; Pooyan, M. *Tetrahedron* **2001**, 57, 6057. For the reaction of iodine with a Mn-salen catalyst see Sharghi, H.; Naeimi, H. *Bull. Chem. Soc. Jpn.* **1999**, 72, 1525.

¹¹⁶²Sartillo-Piscil, F.; Quinero, L.; Villegas, C.; Santacruz-Juárez, E.; de Parrodi, C.A. *Tetrahedron Lett.* **2002**, 43, 15.

When done in an ionic liquid with Me_3SiCl , styrene epoxide gives 2-chloro-2-phenylethanol.¹¹⁶³ The reaction of thionyl chloride and poly(vinylpyrrolidinone) converts epoxides to the corresponding 2-chloro-1-carbinol.¹¹⁶⁴ Bromine with a phenylhydrazine catalyst, however, converts epoxides to the 1-bromo-2-carbinol.¹¹⁶⁵ An alkenyl group also leads to a halohydrin with the halogen on the carbon bearing the $\text{C}=\text{C}$ unit.¹¹⁶⁶ Epoxy carboxylic acids are another example. When NaI reacts at pH 4, the major regioisomer is the 2-iodo-3-hydroxy compound, but when InCl_3 is added, the major product is the 3-iodo-2-hydroxy carboxylic acid.¹¹⁶⁷

Acyl chlorides react with ethylene oxide in the presence of NaI to give 2-iodoethyl esters.¹¹⁶⁸



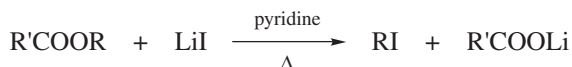
Acyl chlorides react with epoxides in the presence of a $\text{Eu}(\text{dpm})_3$ catalyst¹¹⁶⁹ [$\text{dpm} = 1,1$ -bis(diphenylphosphino)methane] or a YCp_2Cl catalyst¹¹⁷⁰ to give chloro esters.

A related reaction with epi-sulfides leads to 2-chlorothio-esters.¹¹⁷¹ Aziridines have been opened with MgBr_2 to give 2-haloamides in a related reaction.¹¹⁷² *N*-Tosyl aziridines react with $\text{KF} \cdot 2 \text{H}_2\text{O}$ to give the 2-fluorotosylamine product.¹¹⁷³

OS I, 117; VI, 424; IX, 220.

10-51 Cleavage of Carboxylic Esters With Lithium Iodide

Iodo-de-acyloxy-substitution



¹¹⁶³Xu, L.-W.; Li, L.; Xia, C.-G.; Zhao, P.-Q. *Tetrahedron Lett.* **2004**, *45*, 2435.

¹¹⁶⁴Tamami, B.; Ghazi, I.; Mahdavi, H. *Synth. Commun.* **2002**, *32*, 3725.

¹¹⁶⁵Sharghi, H.; Eskandari, M.M. *Synthesis* **2002**, 1519.

¹¹⁶⁶Ha, J.D.; Kim, S.Y.; Lee, S.J.; Kang, S.K.; Ahn, J.H.; Kim, S.S.; Choi, J.-K. *Tetrahedron Lett.* **2004**, *45*, 5969.

¹¹⁶⁷Fringuelli, F.; Pizzo, F.; Vaccaro, L. *J. Org. Chem.* **2001**, *66*, 4719. For a related SmI_2 ring opening of epoxy amides to give the 3-iodo-2-hydroxy compound, see Concellón, J.M.; Bardales, E.; Concellón, C.; García-Granda, S.; Díaz, M.R. *J. Org. Chem.* **2004**, *69*, 6923.

¹¹⁶⁸Belsner, K.; Hoffmann, H.M.R. *Synthesis* **1982**, 239. See also, Roloff, A. *Chimia*, **1985**, *39*, 392; Iqbal, J.; Khan, M.A.; Srivastava, R.R. *Tetrahedron Lett.* **1988**, *29*, 4985.

¹¹⁶⁹Taniguchi, Y.; Tanaka, S.; Kitamura, T.; Fujiwara, Y. *Tetrahedron Lett.* **1998**, *39*, 4559.

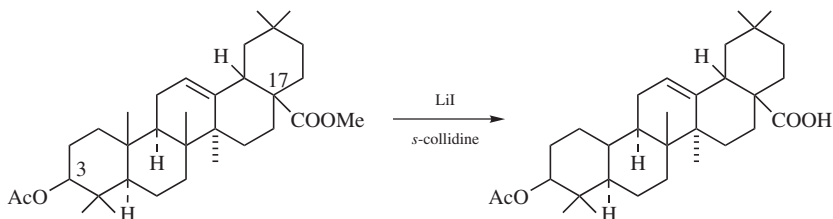
¹¹⁷⁰Qian, C.; Zhu, D. *Synth. Commun.* **1994**, *24*, 2203.

¹¹⁷¹Kameyama, A.; Kiyota, M.; Nishikubo, T. *Tetrahedron Lett.* **1994**, *35*, 4571.

¹¹⁷²Righi, G.; D'Achille, R.; Bonini, C. *Tetrahedron Lett.* **1996**, *37*, 6893.

¹¹⁷³Fan, R.-H.; Zhou, Y.-G.; Zhang, W.-X.; Hou, X.-L.; Dai, L.-X. *J. Org. Chem.* **2004**, *69*, 335.

Carboxylic esters, where R is methyl or ethyl, can be cleaved by heating with lithium iodide in refluxing pyridine or a higher boiling amine.¹¹⁷⁴ The reaction is useful where a molecule is sensitive to acid and base (so that **16-59** cannot be used) or where it is desired to cleave selectively only one ester group in a molecule containing two or more. For example, refluxing *O*-acetyloleanolic acid methyl ester



with LiI in *s*-collidine cleaved only the 17-carbomethoxy group, not the 3-acetyl group.¹¹⁷⁵ Esters RCOOR' and lactones can also be cleaved with a mixture of Me₃SiCl and NaI to give R'I and RCOOH.¹¹⁷⁶ The reaction of acetyl chloride and allylic acetate leads to the allylic chloride.¹¹⁷⁷

10-52 Conversion of Diazo Ketones to α -halo Ketones

Hydro, halo-de-diazo-bisubstitution



When diazo ketones are treated with HBr or HCl, they give the respective α -halo ketones. HI does not give the reaction, since it reduces the product to a methyl ketone (**19-67**). α -Fluoro ketones can be prepared by addition of the diazo ketone to polyhydrogen fluoride-pyridine.¹¹⁷⁸ This method is also successful for diazoalkanes.

Diazotization of α -amino acids in the above solvent at room temperature gives α -fluoro carboxylic acids.¹¹⁷⁹ If this reaction is run in the presence of excess KCl or KBr, the corresponding α -chloro or α -bromo acid is obtained instead.¹¹⁸⁰

OS III, 119.

¹¹⁷⁴Taschner, E.; Liberek, B. *Rocz. Chem.* **1956**, *30*, 323 [*Chem. Abstr.*, **1957**, *51*, 1039]. For a review, see McMurry, J. *Org. React.* **1976**, *24*, 187-224.

¹¹⁷⁵Elsinger, F.; Schreiber, J.; Eschenmoser, A. *Helv. Chim. Acta* **1960**, *43*, 113.

¹¹⁷⁶Olah, G.A.; Narang, S.C.; Gupta, B.G.B.; Malhotra, R. *J. Org. Chem.* **1979**, *44*, 1247. See also, Kolb, M.; Barth, J. *Synth. Commun.* **1981**, *11*, 763.

¹¹⁷⁷Yadav, V.K.; Babu, K.G. *Tetrahedron* **2003**, *59*, 9111.


¹¹⁷⁸Olah, G.A.; Welch, J. *Synthesis* **1974**, 896; Olah, G.A.; Welch, J.; Vankar, Y.D.; Nojima, M.; Kerekes, I.; Olah, J.A. *J. Org. Chem.* **1979**, *44*, 3872.

¹¹⁷⁹Olah, G.A.; Prakash, G.K.S.; Chao, Y.L. *Helv. Chim. Acta* **1981**, *64*, 2528; Faustini, F.; De Munary, S.; Panzeri, A.; Villa, V.; Gandolfi, C.A. *Tetrahedron Lett.* **1981**, *22*, 4533; Barber, J.; Keck, R.; Rétey, J. *Tetrahedron Lett.* **1982**, *23*, 1549.

¹¹⁸⁰Olah, G.A.; Shih, J.; Prakash, G.K.S. *Helv. Chim. Acta* **1983**, *66*, 1028.

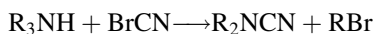
10-53 Conversion of Amines to Halides**Halo-de-amination**

Primary alkyl amines RNH_2 can be converted¹¹⁸¹ to alkyl halides by (1) conversion to RNTs_2 (p. 498) and treatment of this with I^- or Br^- in DMF,³⁸⁵ or to N(Ts)-NH_2 derivatives followed by treatment with *N*-bromosuccinimide under photolysis conditions;¹¹⁸² (2) diazotization with *tert*-butylnitrite and a metal halide such as TiCl_4 in DMF;¹¹⁸³ or (3) the Katritzky pyrylium–pyridinium method (p. 498).¹¹⁸⁴ Alkyl groups can be cleaved from secondary and tertiary aromatic amines by concentrated HBr in a reaction similar to **10-49**, for example,¹¹⁸⁵



Tertiary aliphatic amines are also cleaved by HI , but useful products are seldom obtained. Tertiary amines can be cleaved by reaction with phenyl chloroformate:¹¹⁸⁶ $\text{R}_3\text{N} + \text{ClCOOPh} \rightarrow \text{RCI} + \text{R}_2\text{NCOOPh}$. α -Chloroethyl chloroformate behaves similarly.¹¹⁸⁷ Alkyl halides may be formed when quaternary ammonium salts are heated: $\text{R}_4\text{N}^+ \text{X}^- \rightarrow \text{R}_3\text{N} + \text{RX}$.¹¹⁸⁸

OS VIII, 119. See also, OS I, 428.

10-54 Conversion of Tertiary Amines to Cyanamides: The von Braun Reaction**Bromo-de-dialkylamino-substitution**

The *von Braun reaction* involves the cleavage of tertiary amines by cyanogen bromide to give an alkyl bromide and a disubstituted cyanamide, and can be applied to many tertiary amines.¹¹⁸⁹ Usually, the R group that cleaves is the one that gives the most reactive halide (e.g., benzyl or allyl). For simple alkyl groups, the smallest

¹¹⁸¹For another method, see Lorenzo, A.; Molina, P.; Vilaplana, M.J. *Synthesis* **1980**, 853.

¹¹⁸²Collazo, L.R.; Guziec, Jr., F.S.; Hu, W.-X.; Pankayatselvan, R. *Tetrahedron Lett.* **1994**, 35, 7911.

¹¹⁸³Doyle, M.P.; Bosch, R.J.; Seites, P.G. *J. Org. Chem.* **1978**, 43, 4120.

¹¹⁸⁴Katritzky, A.R.; Chermprapai, A.; Patel, R.C. *J. Chem. Soc. Perkin Trans. 1* **1980**, 2901.

¹¹⁸⁵Chambers, R.A.; Pearson, D.E. *J. Org. Chem.* **1963**, 28, 3144.

¹¹⁸⁶Hobson, J.D.; McCluskey, J.G. *J. Chem. Soc. C* **1967**, 2015. For a review, see Cooley, J.H.; Evain, E.J. *Synthesis* **1989**, 1.

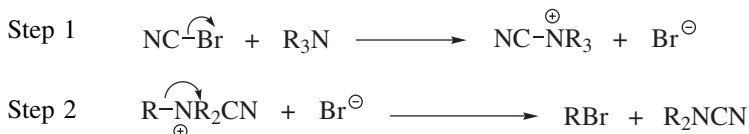
¹¹⁸⁷Olofson, R.A.; Martz, J.T.; Senet, J.; Piteau, M.; Malfroot, T. *J. Org. Chem.* **1984**, 49, 2081; Olofson, R.A.; Abbott, D.E. *J. Org. Chem.* **1984**, 49, 2795. See also, Campbell, A.L.; Pilipauskas, D.R.; Khanna, I.K.; Rhodes, R.A. *Tetrahedron Lett.* **1987**, 28, 2331.

¹¹⁸⁸For examples, see Ko, E.C.F.; Leffek, K.T. *Can. J. Chem.* **1970**, 48, 1865; **1971**, 49, 129; Deady, L.W.; Korytsky, O.L. *Tetrahedron Lett.* **1979**, 451.

¹¹⁸⁹For a review, see Cooley, J.H.; Evain, E.J. *Synthesis* **1989**, 1.

are the most readily cleaved. One or two of the groups on the amine may be aryl, but they do not cleave. Cyclic amines have been frequently cleaved by this reaction. Secondary amines also give the reaction, but the results are usually poor.¹¹⁹⁰

The mechanism consists of two successive nucleophilic substitutions, with the tertiary amine as the first nucleophile and the liberated bromide ion as the second:



The intermediate *N*-cyanoammonium bromide has been trapped, and its structure confirmed by chemical, analytical, and spectral data.¹¹⁹¹ The BrCN in this reaction has been called a *counterattack reagent*; that is, a reagent that accomplishes, in one flask, two transformations designed to give the product.¹¹⁹²

OS III, 608.

CARBON NUCLEOPHILES

In any heterolytic reaction in which a new carbon-carbon bond is formed,¹¹⁹³ one carbon atom attacks as a nucleophile and the other as an electrophile. The classification of a given reaction as nucleophilic or electrophilic is a matter of convention and is usually based on analogy. Although not discussed in this chapter, **11-8-11-25** and **12-16-12-21** are nucleophilic substitutions with respect to one reactant, though, following convention, we classify them with respect to the other. Similarly, all the reactions in this section would be called electrophilic substitution (aromatic or aliphatic) if we were to consider the reagent as the substrate.

In **10-56-10-65** the nucleophile is a “carbanion” part of an organometallic compound, often a Grignard reagent. There is much that is still not known about the mechanisms of these reactions and many of them are not nucleophilic substitutions at all. In those reactions that are nucleophilic substitutions, the attacking carbon brings a pair of electrons with it to the new C-C bond, whether or not free carbanions are actually involved. The connection of two alkyl or aryl groups is called *coupling*. Reactions **10-56-10-65** include both symmetrical and unsymmetrical coupling reactions. The latter are also called *cross-coupling reactions*. Other coupling reactions are considered in later chapters.

¹¹⁹⁰For a detailed discussion of the scope of the reaction and of the ease of cleavage of different groups, see Hageman, H.A. *Org. React.* **1953**, 205.

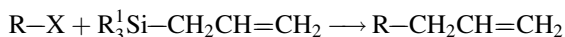
¹¹⁹¹Fodor, G.; Abidi, S. *Tetrahedron Lett.* **1971**, 1369; Fodor, G.; Abidi, S.; Carpenter, T.C. *J. Org. Chem.* **1974**, *39*, 1507. See also, Paukstelis, J.V.; Kim, M. *J. Org. Chem.* **1974**, *39*, 1494.

¹¹⁹²For a review of counterattack reagents, see Hwu, J.R.; Gilbert, B.A. *Tetrahedron* **1989**, *45*, 1233.

¹¹⁹³For a monograph that discusses most of the reactions in this section, see Stowell, J.C. *Carbanions in Organic Synthesis*, Wiley, NY, **1979**. For a review, see Noyori, R., in Alper, H. *Transition Metal Organometallics in Organic Synthesis*, Vol. 1, Academic Press, NY, **1976**, pp. 83-187.

10-55 Coupling With Silanes

De-silylalkyl-coupling



Organosilanes $RSiMe_3$ or $RSiMe_2F$ (where R can be vinylic, allylic, or alkynyl) couple with vinylic, allylic, and aryl bromides and iodides $R'X$, in the presence of certain catalysts, to give RR' in good yields.¹¹⁹⁴ Allylsilanes react with allylic acetates in the presence of iodine.¹¹⁹⁵ The transition-metal catalyzed coupling of silanes, particularly allyl silanes, is a mild method for incorporating alkyl fragments into a molecule.¹¹⁹⁶ $PhSiMe_2Cl$ couples to give biphenyl in the presence of CuI and Bu_4NF ,¹¹⁹⁷ and vinyl silanes react with allylic carbonates and a palladium catalyst to give dienes.¹¹⁹⁸ Allylsilanes have been coupled to substrates containing a benzotriazole unit, in the presence of $BF_3 \cdot \text{etherate}$.¹¹⁹⁹ One variation used a silylmethyltin derivative in a palladium-catalyzed coupling with aryl iodides.¹²⁰⁰ Homoallyl silanes coupled to Ph_3BiF_2 in the presence of $BF_3 \cdot OEt_2$ to give the phenyl coupling product.¹²⁰¹

α -Silyloxy methoxy derivatives, $RCH(OMe)OSiR_3^1$, react with allyltrimethylsilane ($Me_3SiCH_2CH=CH_2$) in the presence of TiX_4 derivatives to give displacement of the OMe group and $RCH(OSiR_3^1)CH_2CH=CH_2$.¹²⁰² A tertiary silyloxy group was displaced by allyl in the presence of $ZnCl_2$.¹²⁰³ Electrolysis with allyltrimethylsilane and $RCH(OMe)SPh$ leads to $RCH(OMe)CH_2CH=CH_2$.¹²⁰⁴ Similar reaction with a dithioacetal leads to the allylic silane.¹²⁰⁵ Allylic acetates react with $Me_3SiSiMe_3$ and $LiCl$ with a palladium catalyst to give the allyl silane.¹²⁰⁶ $RSiF_3$ reagents can also be used in coupling reaction with aryl halides.¹²⁰⁷

¹¹⁹⁴Hatanaka, Y.; Hiyama, T. *J. Org. Chem.* **1988**, *53*, 918; **1989**, *54*, 268; Cho, Y.S.; Kang, S.-H.; Han, J.-S.; Yoo, B.R.; Jung, I.N. *J. Am. Chem. Soc.* **2001**, *123*, 5584.

¹¹⁹⁵Yadav, J.S.; Reddy, B.V.S.; Rao, K.V.; Raj, K.S.; Rao, P.P.; Prasad, A.R.; Gunasekar, D. *Tetrahedron Lett.* **2004**, *45*, 6505.

¹¹⁹⁶For a ruthenium-catalyzed reaction, see Kakiuchi, F.; Tsuchiya, K.; Matsumoto, M.; Mizushima, E.; Chatani, N. *J. Am. Chem. Soc.* **2004**, *126*, 12792. For a Cp_2TiCl_2 -catalyzed reaction with allyl phenyl ether and chlorotrialkylsilanes, see Nii, S.; Terao, J.; Kambe, N. *Tetrahedron Lett.* **2004**, *45*, 1699.

¹¹⁹⁷Kang, S.-K.; Kim, T.H.; Pyun, S.-J. *J. Chem. Soc. Perkin Trans. 1* **1997**, 797.

¹¹⁹⁸Matsuhashi, H.; Hatanaka, Y.; Kuroboshi, M.; Hiyama, T. *Tetrahedron Lett.* **1995**, *36*, 1539; Matsuhashi, H.; Asai, S.; Hirabayashi, K.; Hatanaka, Y.; Mori, A.; Hiyama, T. *Bull. Chem. Soc. Jpn.* **1997**, *70*, 1943.

¹¹⁹⁹Katritzky, A.R.; Mehta, S.; He, H.-Y.; Cui, X. *J. Org. Chem.* **2000**, *65*, 4364.

¹²⁰⁰Itami, K.; Kamei, T.; Yoshida, J.-i. *J. Am. Chem. Soc.* **2001**, *123*, 8773.

¹²⁰¹Matano, Y.; Yoshimune, M.; Suzuki, H. *Tetrahedron Lett.* **1995**, *36*, 7475.

¹²⁰²Maeda, K.; Shinokubo, H.; Oshima, K. *J. Org. Chem.* **1997**, *62*, 6429.

¹²⁰³Yokozawa, T.; Furuhashi, K.; Natsume, H. *Tetrahedron Lett.* **1995**, *36*, 5243.

¹²⁰⁴Yoshida, J.; Sugawara, M.; Kise, N. *Tetrahedron Lett.* **1996**, *37*, 3157.

¹²⁰⁵Fujiwara, T.; Takamori, M.; Takeda, T. *Chem. Commun.* **1998**, 51.

¹²⁰⁶Tsuji, Y.; Funato, M.; Ozawa, M.; Ogiyama, H.; Kajita, S.; Kawamura, T. *J. Org. Chem.* **1996**, *61*, 5779.

¹²⁰⁷Hatanaka, Y.; Goda, K.; Hiyama, T. *Tetrahedron Lett.* **1994**, *35*, 6511; Matsuhashi, H.; Kuroboshi, M.; Hatanaka, Y.; Hiyama, T. *Tetrahedron Lett.* **1994**, *35*, 6507.

Allyl silanes react with epoxides, in the presence of $\text{BF}_3 \cdot \text{OEt}_2$ to give 2-allyl alcohols.¹²⁰⁸ The reaction of α -bromo lactones and $\text{CH}_2=\text{CHCH}_2\text{Si}(\text{SiMe}_3)_3$ and AIBN leads to the α -allyl lactone.¹²⁰⁹ On the other hand, silyl epoxides have been prepared from epoxides via reaction with *sec*-butyllithium and chlorotrimethylsilane.¹²¹⁰ α -Silyl-*N*-Boc-amines were prepared in a similar manner from the *N*-Boc-amine.¹²¹¹ Arylsilanes were prepared by reaction of an aryllithium intermediate with $\text{TfOSi}(\text{OEt})_3$.¹²¹² In the presence of $\text{BF}_3 \cdot \text{etherate}$, allyl silane and α -methoxy *N*-Cbz amines were coupled.¹²¹³ Benzyl silanes coupled with allyl silanes to give $\text{ArCH}_2\text{-R}$ derivatives in the presence of $\text{VO}(\text{OEt})\text{Cl}_2$ ¹²¹⁴ and allyltin compounds couple with allyl silanes in the presence of SnCl_4 .¹²¹⁵ Allyl silanes couple to the α -carbon of amines under photolysis conditions.¹²¹⁶

The reaction of a vinyl iodide with $(\text{EtO})_3\text{SiH}$ with a palladium catalyst generated a good yield of the corresponding vinylsilane.¹²¹⁷

OSCV 10, 531.

10-56 Coupling of Alkyl Halides: The Wurtz Reaction

De-halogen-coupling



The coupling of alkyl halides by treatment with sodium to give a symmetrical product is called the *Wurtz reaction*. Side reactions (elimination and rearrangement) are so common that the reaction is seldom used. Mixed Wurtz reactions of two alkyl halides are even less feasible because of the number of products obtained. A somewhat more useful reaction (though still not very good) takes place when a mixture of an alkyl and an aryl halide is treated with sodium to give an alkylated aromatic compound (the *Wurtz-Fittig reaction*).¹²¹⁸

¹²⁰⁸Burgess, L.E.; Gross, E.K.M.; Jurka, J. *Tetrahedron Lett.* **1996**, 37, 3255; Prestat, G.; Baylon, C.; Heck, M.-P.; Mioskowski, C. *Tetrahedron Lett.* **2000**, 41, 3829.

¹²⁰⁹Chatgililoglu, C.; Ferreri, C.; Ballestri, M.; Curran, D.P. *Tetrahedron Lett.* **1996**, 37, 6387; Chatgililoglu, C.; Alberti, A.; Ballestri, M.; Macciantelli, D.; Curran, D.P. *Tetrahedron Lett.* **1996**, 37, 6391.

¹²¹⁰Hodgson, D.M.; Norsikian, S.L.M. *Org. Lett.* **2001**, 3, 461.

¹²¹¹Harrison, J.R.; O'Brien, P.; Porter, D.W.; Smith, N.W. *Chem. Commun.* **2001**, 1202.

¹²¹²Seganish, W.M.; DeShong, P. J. *Org. Chem.* **2004**, 69, 6790.

¹²¹³Matos, M.R.P.N.; Afonso, C.A.M.; Batey, R.A. *Tetrahedron Lett.* **2001**, 42, 7007.

¹²¹⁴Hirao, T.; Fujii, T.; Ohshiro, Y. *Tetrahedron Lett.* **1994**, 35, 8005.

¹²¹⁵Takeda, T.; Takagi, Y.; Takano, H.; Fujiwara, T. *Tetrahedron Lett.* **1992**, 33, 5381.

¹²¹⁶Pandey, G.; Rani, K.S.; Lakshmaiah, G. *Tetrahedron Lett.* **1992**, 33, 5107. See Gelas-Mialhe, Y.; Gramain, J.-C.; Louvet, A.; Remuson, R. *Tetrahedron Lett.* **1992**, 33, 73 for an internal coupling reaction of an allyl silane and an α -hydroxy lactam.

¹²¹⁷Murata, M.; Watanabe, S.; Masuda, Y. *Tetrahedron Lett.* **1999**, 40, 9255.

¹²¹⁸For an example, see Kwa, T.L.; Boelhouwer, C. *Tetrahedron* **1970**, 25, 5771.

However, the coupling of two aryl halides with sodium is impractical (but see **13-11**). Other metals have also been used to effect Wurtz reactions,¹²¹⁹ notably silver, zinc,¹²²⁰ iron,¹²²¹ activated copper,¹²²² In,¹²²³ La,¹²²⁴ and manganese compounds.¹²²⁵ Lithium, under the influence of ultrasound, has been used to couple alkyl, aryl, and benzylic halides.¹²²⁶ Metallic nickel, prepared by the reduction of nickel halides with Li, dimerizes benzylic halides to give $\text{ArCH}_2\text{CH}_2\text{Ar}$.¹²²⁷ The coupling of alkyl halides has also been achieved electrochemically¹²²⁸ and photochemically.¹²²⁹ In a related reaction, Grignard reagents (**12-38**) have been coupled in the presence of trifluorosulfonic anhydride.¹²³⁰

Tosylates and other sulfonates and sulfates couple with Grignard reagents,¹²³¹ most often those prepared from aryl or benzylic halides.¹²³² Alkyl sulfates and sulfonates generally make better substrates in reactions with Grignard reagents than the corresponding halides (**10-57**). The method is useful for primary and secondary R.

One type of Wurtz reaction that is quite useful is the closing of small rings, especially three-membered rings.¹²³³ For example, 1,3-dibromopropane can be converted to cyclopropane by Zn and NaI.¹²³⁴ Two highly strained molecules that

¹²¹⁹For a list of reagents, including metals and other reagents, with references, see Larock, R.C. *Comprehensive Organic Transformations*, 2nd ed., Wiley-VCH, NY, **1999**, pp. 83–84.

¹²²⁰See, for example, Nosek, J. *Collect. Czech. Chem. Commun.* **1964**, 29, 597.

¹²²¹Nozaki, H.; Noyori, R. *Tetrahedron* **1966**, 22, 2163; Onsager, O. *Acta Chem. Scand. Ser. B*, **1978**, 32, 15.

¹²²²Ginah, F.O.; Donovan, T.A.; Suchan, S.D.; Pfennig, D.R.; Ebert, G.W. *J. Org. Chem.* **1990**, 55, 584.

¹²²³Ranu, B.C.; Dutta, P.; Sarkar, A. *Tetrahedron Lett.* **1998**, 39, 9557.

¹²²⁴Nishino, T.; Watanabe, T.; Okada, M.; Nishiyama, Y.; Sonoda, N. *J. Org. Chem.* **2002**, 67, 966.

¹²²⁵Mn/CuCl₂: Ma, J.; Chan, T.-H. *Tetrahedron Lett.* **1998**, 39, 2499. Mn₂(CO)₁₀/hν: Gilbert, B.C.; Lindsay, C.I.; McGrail, P.T.; Parsons, A.F.; Whittaker, D.T.E. *Synth. Commun.* **1999**, 29, 2711.

¹²²⁶Han, B.H.; Boudjouk, P. *Tetrahedron Lett.* **1981**, 22, 2757.

¹²²⁷Inaba, S.; Matsumoto, H.; Rieke, R.D. *J. Org. Chem.* **1984**, 49, 2093. For some other reagents that accomplish this, see Sayles, D.C.; Kharasch, M.S. *J. Org. Chem.* **1961**, 26, 4210; Cooper, T.A. *J. Am. Chem. Soc.* **1973**, 95, 4158; Ho, T.; Olah, G.A. *Synthesis* **1977**, 170; Ballatore, A.; Crozet, M.P.; Surzur, J. *Tetrahedron Lett.* **1979**, 3073; Yamada, Y.; Momose, D. *Chem. Lett.* **1981**, 1277; Iyoda, M.; Sakaitani, M.; Otsuka, H.; Oda, M. *Chem. Lett.* **1985**, 127.

¹²²⁸Folest, J.C.; Nédélec, J.Y.; Perichon, J. *J. Chem. Res. (S)* **1989**, 394.

¹²²⁹Ouchi, A.; Yabe, A. *Tetrahedron Lett.* **1992**, 33, 5359.

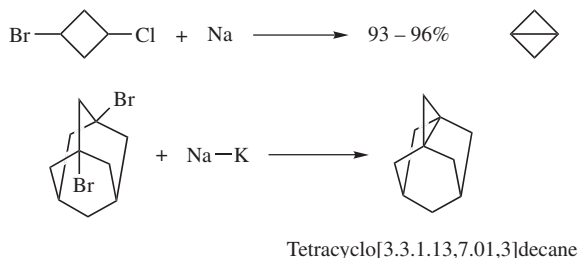
¹²³⁰Nishiyama, T.; Seshita, T.; Shodai, H.; Aoki, K.; Kameyama, H.; Komura, K. *Chem. Lett.* **1996**, 549.

¹²³¹For a review, see Kharasch, M.S.; Reinmuth, O. *Grignard Reactions of Nonmetallic Substances*, Prentice-Hall, Englewood Cliffs, NJ, **1954**, pp. 1277–1286.

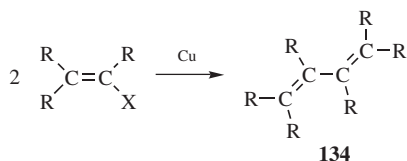
¹²³²For an example involving an allylic rearrangement (conversion of a silylalkyne to a silyllallene), see Danheiser, R.L.; Tsai, Y.; Fink, D.M. *Org. Synth.* **66**, 1.

¹²³³For a review, see Freidlina, R.Kh.; Kamyshova, A.A.; Chukovskaya, E.Ts. *Russ. Chem. Rev.* **1982**, 51, 368. For reviews of methods of synthesizing cyclopropane rings, see, in Rappoport *The Chemistry of the Cyclopropyl Group*, pt. 1; Wiley, NY, **1987**, the reviews by Tsuji, T.; Nishida, S. pp. 307–373, and Verhé, R.; De Kimpe, N. pp. 445–564.

¹²³⁴For a discussion of the mechanism, see Applequist, D.E.; Pfohl, W.F. *J. Org. Chem.* **1978**, 43, 867.



have been prepared this way are bicyclobutane¹²³⁵ and tetracyclo[3.3.1.1.^{3,7}.0.^{1,3}]decane.¹²³⁶ Three- and four-membered rings can also be closed in this manner with certain other reagents,¹²³⁷ including benzoyl peroxide,¹²³⁸ *t*-BuLi,¹²³⁹ and lithium amalgam,¹²⁴⁰ as well as electrochemically.¹²⁴¹



Vinylic halides can be coupled to give 1,3-butadienes (**134**) by treatment with activated copper powder in a reaction analogous to the Ullmann reaction (**13-11**).¹²⁴² This reaction is stereospecific, with retention of configuration at both carbons. Vinylic halides can also be coupled¹²⁴³ with Zn–NiCl₂,¹²⁴⁴ and with *n*-BuLi in ether in the presence of MnCl₂.¹²⁴⁵ The coupling reaction with vinyltin reagents and vinyl halides occurs with a palladium catalyst.¹²⁴⁶

¹²³⁵Wiberg, K.B.; Lampman, G.M. *Tetrahedron Lett.* **1963**, 2173; Lampman, G.M.; Aumiller, J.C. *Org. Synth.* **VI**, 133.

¹²³⁶Pincock, R.E.; Schmidt, J.; Scott, W.B.; Torupka, E.J. *Can. J. Chem.* **1972**, *50*, 3958.

¹²³⁷For a list of reagents, with references, see Larock, R.C. *Comprehensive Organic Transformations*, 2nd ed., Wiley-VCH, NY, **1999**, pp. 175–184.

¹²³⁸Kaplan, L. *J. Am. Chem. Soc.* **1967**, *89*, 1753; *J. Org. Chem.* **1967**, *32*, 4059.

¹²³⁹Bailey, W.F.; Gagnier, R.P. *Tetrahedron Lett.* **1982**, 23, 5123.

¹²⁴⁰Connor, D.S.; Wilson, E.R. *Tetrahedron Lett.* **1967**, 4925.

¹²⁴¹Rifi, M.R. *J. Am. Chem. Soc.* **1967**, *89*, 4442; *Org. Synth.* **VI**, 153.

¹²⁴²Cohen, T.; Poeth, T. *J. Am. Chem. Soc.* **1972**, *94*, 4363.

¹²⁴³See Wellmann, J.; Steckhan, E. *Synthesis* **1978**, 901; Miyahara, Y.; Shiraishi, T.; Inazu, T.; Yoshino, T. *Bull. Chem. Soc. Jpn.* **1979**, *52*, 953; Grigg, R.; Stevenson, P.; Worakun, T. *J. Chem. Soc., Chem. Commun.* **1985**, 971; Vanderesse, R.; Fort, Y.; Becker, S.; Caubere, P. *Tetrahedron Lett.* **1986**, 27, 3517.

¹²⁴⁴Tagaki, K.; Mimura, H.; Inokawa, S. *Bull. Chem. Soc. Jpn.* **1984**, *57*, 3517.

¹²⁴⁵Cahiez, G.; Bernard, D.; Normant, J.F. *J. Organomet. Chem.* **1976**, *113*, 99.

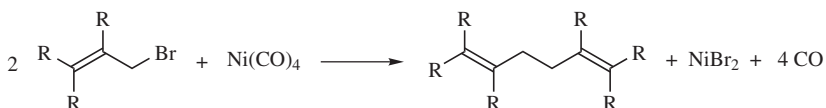
¹²⁴⁶Paley, R.S.; de Dios, A.; de la Pradilla, R.F. *Tetrahedron Lett.* **1993**, *34*, 2429.

Treatment of conjugated ketones with SmI_2 in HMPA gave the coupled diketone via Wurtz-type coupling.¹²⁴⁷

It seems likely that the mechanism of the Wurtz reaction consists of two basic steps. The first is halogen-metal exchange to give an organometallic compound ($\text{RX} + \text{M} \rightarrow \text{RM}$), which in many cases can be isolated (**12-38**). Following this, the organometallic compound reacts with a second molecule of alkyl halide ($\text{RX} + \text{RM} \rightarrow \text{RR}$). This reaction and its mechanism are considered in the next section (**10-57**).

OS **III**, 157; **V**, 328, 1058; **VI**, 133, 153.

A variation of the Wurtz coupling uses other metals to mediate or facilitate the coupling. In certain cases, such variations can be synthetically useful.



Because of the presence of the 1,5-diene moiety in many naturally occurring compounds, methods that couple¹²⁴⁸ allylic groups¹²⁴⁹ are quite important. In one of these methods, allylic halides, tosylates, and acetates can be symmetrically coupled by treatment with nickel carbonyl¹²⁵⁰ at room temperature in a solvent, such as THF or DMF to give 1,5-dienes.¹²⁵¹ The order of halide reactivity is $\text{I} > \text{Br} > \text{Cl}$. With unsymmetrical allylic substrates, coupling nearly always takes place at the less-substituted end. The reaction can be performed intramolecularly; large (11–20 membered) rings can be made in good yields (60–80%) by the use of high dilution.¹²⁵² The mechanism of coupling likely involves reaction of the allylic compound with $\text{Ni}(\text{CO})_4$ to give one or more π -allyl complexes, one of which may be the η^3 -complex **135**. Loss of CO to give a π -allylnickel bromide (**136**) and ligand transfer leads to coupling and the final product. In some cases, the η^3 -complexes **136** can be isolated from the solution and

¹²⁴⁷Cabrera, A.; Rosas, N.; Sharma, P.; LeLagade, R.; Velasco, L.; Salmón, M. *Synth. Commun.* **1998**, *28*, 1103.

¹²⁴⁸For a review of some allylic coupling reactions, see Magid, R.M. *Tetrahedron* **1980**, *36*, 1901, see pp. 1910–1924.

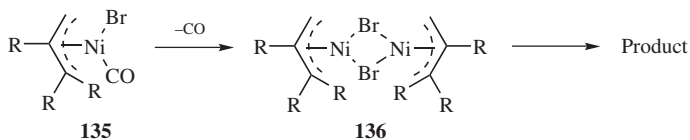
¹²⁴⁹In this section are discussed methods in which one molecule is a halide. For other allylic coupling reactions, see **10-57**, **10-63**, and **10-60**.

¹²⁵⁰For a review of the use of organonickel compounds in organic synthesis, see Tamao, K.; Kumada, M., in Hartley, F.R. *The Chemistry of the Metal-Carbon Bond*, Vol. 4, Wiley, NY, **1987**, pp. 819–887.

¹²⁵¹For reviews, see Collman, J.P.; Hegedus, L.; Norton, J.R.; Finke, R. *Principles and Applications of Organotransition Metal Chemistry*, 2nd ed., University Science Books, Mill Valley, CA, **1987**, pp. 739–748; Billington, D.C. *Chem. Soc. Rev.* **1985**, *14*, 93; Kochi, J.K. *Organometallic Mechanisms and Catalysis*, Academic Press, NY, **1978**, pp. 398–408; Semmelhack, M.F. *Org. React.* **1972**, *19*, 115, see pp. 162–170; Baker, R. *Chem. Rev.* **1973**, *73*, 487, see pp. 512–517; Heimbach, P.; Jolly, P.W.; Wilke, G. *Adv. Organomet. Chem.* **1970**, *8*, 29, see pp. 30–39.

¹²⁵²Corey, E.J.; Wat, E.K.W. *J. Am. Chem. Soc.* **1967**, *89*, 2757. See also, Corey, E.J.; Helquist, P. *Tetrahedron Lett.* **1975**, 4091; Reijnders, P.J.M.; Blankert, J.F.; Buck, H.M. *Recl. Trav. Chim. Pays-Bas* **1978**, *97*, 30.

crystallized as stable solids.



Unsymmetrical coupling can be achieved by treating an alkyl halide directly with **136**, in a polar aprotic solvent,¹²⁵³ where coupling occurs at the less substituted end. There is evidence that free radicals are involved in such couplings.¹²⁵⁴ Hydroxy or carbonyl groups in the alkyl halide do not interfere. When **136** reacts with an allylic halide, a mixture of three products is obtained because of halogen-metal interchange. For example, allyl bromide treated with **136** prepared from methallyl bromide gave an approximately statistical mixture of 1,5-hexadiene, 2-methyl-1,5-hexadiene, and 2,5-dimethyl-1,5-hexadiene.¹²⁵⁵ Allylic tosylates can be symmetrically coupled with Ni(CO)₄.



Symmetrical coupling of allylic halides can be prepared by heating with magnesium in ether,¹²⁵⁶ with a cuprous iodide-dialkylamide complex,¹²⁵⁷ or electrochemically.¹²⁵⁸ The coupling of two different allylic groups has been achieved by treatment of an allylic bromide with an allylic Grignard reagent in THF containing HMPA,¹²⁵⁹ or with an allylic tin reagent.¹²⁶⁰ This type of coupling can be achieved with almost no allylic rearrangement in the substrate (and almost complete allylic rearrangement in the reagent) by treatment of allylic halides with lithium allylic boron ate complexes (RCH=CHCH₂B[⊖] R₂[⊖] Li⁺).¹²⁶¹ The reaction between primary and secondary halides and allyltributylstannane provides another method for unsymmetrical coupling

¹²⁵³Corey, E.J.; Semmelhack, M.F. *J. Am. Chem. Soc.* **1967**, *89*, 2755. For a review, see Semmelhack, M.F. *Org. React.* **1972**, *19*, 115, see pp. 147–162. For a discussion of the preparation and handling of π -allylnickel halides, see Semmelhack, M.F. *Org. React.* **1972**, *199*, 115, see pp. 144–146.

¹²⁵⁴Hegedus, L.S.; Thompson, D.H.P. *J. Am. Chem. Soc.* **1985**, *107*, 5663.

¹²⁵⁵Corey, E.J.; Semmelhack, M.F.; Hegedus, L.S. *J. Am. Chem. Soc.* **1968**, *90*, 2416.

¹²⁵⁶Turk, A.; Chanan, H. *Org. Synth.* **III**, 121.

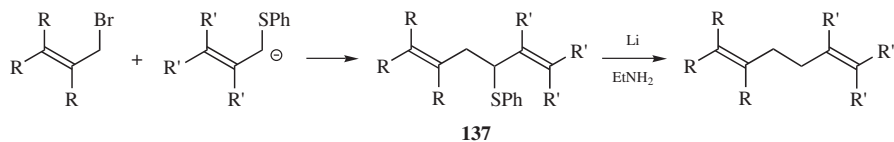
¹²⁵⁷Kitagawa, Y.; Oshima, K.; Yamamoto, H.; Nozaki, H. *Tetrahedron Lett.* **1975**, 1859.

¹²⁵⁸Tokuda, M.; Endate, K.; Sugimoto, H. *Chem. Lett.* **1988**, 945.

¹²⁵⁹Stork, G.; Grieco, P.A.; Gregson, M. *Tetrahedron Lett.* **1969**, 1393; Grieco, P.A. *J. Am. Chem. Soc.* **1969**, *91*, 5660.

¹²⁶⁰Godschalx, J.; Stille, J.K. *Tetrahedron Lett.* **1980**, *21*, 2599; **1983**, *24*, 1905; Hosomi, A.; Imai, T.; Endo, M.; Sakurai, H. *J. Organomet. Chem.* **1985**, *285*, 95. See also, Yanagisawa, A.; Norikate, Y.; Yamamoto, H. *Chem. Lett.* **1988**, 1899.

¹²⁶¹Yamamoto, Y.; Yatagai, H.; Maruyama, K. *J. Am. Chem. Soc.* **1981**, *103*, 1969.

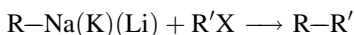


In another method for the coupling of two different allylic groups,¹²⁶³ a carbanion derived from a β,γ -unsaturated thioether couples with an allylic halide to give **137**.¹²⁶⁴ The product **137** contains an SPh group that must be removed (with Li in ethylamine) to give the 1,5-diene. Unlike most of the methods previously discussed, this method has the advantage that the coupling preserves the original positions and configurations of the two double bonds; no allylic rearrangements take place.

OS III, 121; IV, 748; VI, 722.

10-57 The Reaction of Alkyl Halides and Sulfonate Esters With Group I and II Organometallic Reagents¹²⁶⁵

Alkyl-de-halogenation



A variety of organometallic compounds¹²⁶⁶ have been used to couple with alkyl halides.¹²⁶⁷ Organosodium and organopotassium compounds are more reactive than Grignard reagents and couple even with less reactive halides. Organolithium reagents react with ether solvents, and their half-life in such solvents is known.¹²⁶⁸ The difficulty is in preparing and keeping them long enough for the alkyl halide to be added. Alkenes can be prepared by the coupling of vinylic lithium compounds with primary halides¹²⁶⁹ or of vinylic halides with alkyllithium reagents in the presence of a Pd or

¹²⁶²See Keck, G.E.; Yates, J.B. *J. Am. Chem. Soc.* **1982**, *104*, 5829; Migita, T.; Nagai, K.; Kosugi, M. *Bull. Chem. Soc. Jpn* **1983**, *56*, 2480.

¹²⁶³For other procedures, see Axelrod, E.H.; Milne, G.M.; van Tamelen, E.E. *J. Am. Chem. Soc.* **1970**, *92*, 2139; Morizawa, Y.; Kanemoto, S.; Oshima, K.; Nozaki, H. *Tetrahedron Lett.* **1982**, *23*, 2953.

¹²⁶⁴Biellmann, J.F.; Ducep, J.B. *Tetrahedron Lett.* **1969**, 3707.

¹²⁶⁵For a review of the reactions in this section, see Naso, F.; Marchese, G., in Patai, S.; Rappoport, Z. *The Chemistry of Functional Groups, Supplement D*, pt. 2, Wiley, NY, **1983**, pp. 1353–1449.

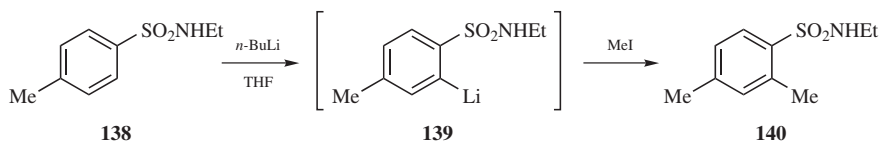
¹²⁶⁶For lists of reagents and substrates, with references, see Larock, R.C. *Comprehensive Organic Transformations*, 2nd ed., Wiley-VCH, NY, **1999**, pp. 101–127.

¹²⁶⁷For a review of the coupling of organic halides with organotin, mercury, and copper compounds catalyzed by palladium complexes, see Beletskaya, I.P. *J. Organomet. Chem.* **1983**, *250*, 551. For a review of palladium-assisted coupling, see Larock, R.C. *Organomercury Compounds in Organic Synthesis*; Springer, NY, **1985**, pp. 249–262.

¹²⁶⁸Stanetty, P.; Mihovilovic, M.D. *J. Org. Chem.* **1997**, *62*, 1514.

¹²⁶⁹Millon, J.; Lorne, R.; Linstrumelle, G. *Synthesis* **1975**, 434; Duhamel, L.; Poirier, J. *J. Am. Chem. Soc.* **1977**, *99*, 8356.

Ru catalyst.¹²⁷⁰ Propargyl lithium reagents formed in the presence of mercuric salts couple with halides.¹²⁷¹ Coupling of organolithium compounds with alkyl halides¹²⁷² or aryl halides¹²⁷³ is possible.¹²⁷⁴ Unactivated aryl halides couple with allyllithium reagents in THF.¹²⁷⁵ The reaction of *n*-butyllithium–TMEDA with a homoallylic alcohol [CH₂=C(Me)CH₂CH₂OH] leads to the allyllithium reagent, and subsequent reaction with an alkyl halide gives the substituted homoallylic alcohol [CH₂=C(CH₂R)CH₂CH₂OH].¹²⁷⁶ α -Lithioepoxides can also be formed, and reaction with an alkyl halide gives the substituted epoxide.¹²⁷⁷ Arylsilanes, such as 2-trimethylsilylpyridine, undergo a deprotonation reaction of a silyl methyl group when treated with *tert*-butyllithium to give the corresponding ArMe₂SiCH₂Li reagent.¹²⁷⁸ Subsequent reaction with an alkyl halide leads to the substituted silane. Organolithium reagents formed by Li–H exchange in the presence of (–)-sparteine couple with alkyl halides with high asymmetric induction.¹²⁷⁹ The dianion of PhC(=Se)NHCH₂Ph was generated with *n*-butyllithium and reaction with bromocyclohexane gave the C-substituted derivative.¹²⁸⁰ Exchange of organotin compounds with organolithium reagents generates a new organolithium, and in one case intramolecular coupling in the presence of (–)-sparteine led to chiral pyrrolidine derivatives.¹²⁸¹ It is noted that 1-lithioalkynes were coupled to alkyl halides in the presence of a palladium catalyst.¹²⁸²



Aryllithium reagents are formed by metal–halogen exchange with aryl halides or H-metal exchange with various aromatic compounds, and they react with alkyl halides. The reaction of **138** with *n*-butyllithium, for example, generated the

¹²⁷⁰Murahashi, S.; Yamamura, M.; Yanagisawa, K.; Mita, N.; Kondo, K. *J. Org. Chem.* **1979**, *44*, 2408.

¹²⁷¹Ma, S.; Wang, L. *J. Org. Chem.* **1998**, *63*, 3497.

¹²⁷²Snieckus, V.; Rogers-Evans, M.; Beak, P.; Lee, W.K.; Yum, E.K.; Freskos, J. *Tetrahedron Lett.* **1994**, *35*, 4067.

¹²⁷³Dieter, R.K.; Li, S.J. *J. Org. Chem.* **1997**, *62*, 7726; Dieter, R.K.; Dieter, J.W.; Alexander, C.W.; Bhinderwala, N.S. *J. Org. Chem.* **1996**, *61*, 2930. Also see, Beak, P.; Du, H. *J. Am. Chem. Soc.* **1993**, *115*, 2516; Beak, P.; Wu, S.; Yum, E.K.; Jun, Y.M. *J. Org. Chem.* **1994**, *59*, 276.

¹²⁷⁴For example, see Brimble, M.A.; Gorsuch, S. *Aust. J. Chem.* **1999**, *52*, 965.

¹²⁷⁵Merrill, R.E.; Negishi, E. *J. Org. Chem.*, **1974**, *39*, 3452. For another method, see Hallberg, A.; Westerlund, C. *Chem. Lett.*, **1982**, 1993.

¹²⁷⁶Yong, K.H.; Lotoski, J.A.; Chong, J.M. *J. Org. Chem.* **2001**, *66*, 8248.

¹²⁷⁷Marić, J.-C.; Curillon, C.; Malacria, M. *Synlett* **2002**, 553.

¹²⁷⁸Itami, K.; Kamei, T.; Mitsudo, K.; Nokami, T.; Yoshida, J.-i. *J. Org. Chem.* **2001**, *66*, 3970.

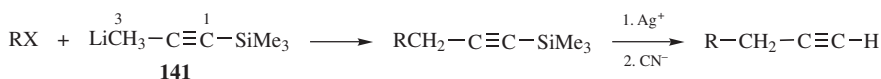
¹²⁷⁹Basu, A.; Beak, P. *J. Am. Chem. Soc.* **1996**, *118*, 1575; Wu, S.; Lee, S.; Beak, P. *J. Am. Chem. Soc.* **1996**, *118*, 715; Dieter, R.K.; Sharma, R.R. *Tetrahedron Lett.* **1997**, *38*, 5937.

¹²⁸⁰Murai, T.; Aso, H.; Kato, S. *Org. Lett.* **2002**, *4*, 1407.

¹²⁸¹Serino, C.; Stehle, N.; Park, Y.S.; Florio, S.; Beak, P. *J. Org. Chem.* **1999**, *64*, 1160.

¹²⁸²Yang, L.-M.; Huang, L.-F.; Luh, T.-Y. *Org. Lett.* **2004**, *6*, 1461.

aryllithium (**139**), which reacted with iodomethane to give **140**.¹²⁸³ When an aromatic ring has an attached heteroatom or an heteroatom-containing substituent, reaction with a strong base, such as an organolithium reagent, usually leads to an ortho lithiated species.¹²⁸⁴ Subsequent reaction with an electrophilic species gives the ortho substituted product. This phenomenon is known as *directed ortho metalation* (see **13-17**). This selectivity was discovered independently by Gilman and by Wittig in 1939–1940, when anisole was found to give ortho deprotonation in the presence of butyllithium.¹²⁸⁵ Alkylation ortho to a carbonyl is possible, and treatment of the acyl hydrazide PhC(=O)NHNMe₂ with *sec*-butyllithium and then iodoethane gave the ortho ethyl derivative.¹²⁸⁶ It is noted that aminonaphthalene derivatives were reacted with *tert*-butyllithium and aryllithium formation occurred on the ring distal to the amino group, and subsequent reaction with iodomethane gave methylation on that ring.¹²⁸⁷



In a method for propargylating an alkyl halide without allylic rearrangement, the halide is treated with lithio-1-trimethylsilylpropyne (**141**), which is a lithium compound protected by an SiMe₃ group.¹²⁸⁸ Attack by the ambident nucleophile at its 1 position (which gives an allene) takes place only to a small extent, because of steric blockage by the large SiMe₃ group. The SiMe₃ group is easily removed by treatment with Ag⁺ followed by CN⁻. **141** is prepared by treating propynyllithium with Me₃SiCl to give MeC=CSiMe₃ from which a proton is removed with BuLi. R may be primary or allylic.¹²⁸⁹ On the other hand, propargylic halides can be alkylated with essentially complete allylic rearrangement, to give allenes, by treatment with Grignard reagents and metallic salts,¹²⁹⁰ or with dialkylcuprates R₂Cu.¹²⁹¹

Grignard reagents can be made to couple with alkyl halides in good yields by the use of certain catalysts,¹²⁹² and stereocontrol is possible in these reactions.¹²⁹³ Among these are Cu(I) salts (see **10-58**), which permit the coupling of Grignard reagents with

¹²⁸³MacNeil, S.L.; Familoni, O.B.; Snieckus, V. *J. Org. Chem.* **2001**, *66*, 3662.

¹²⁸⁴For reviews, see Snieckus, V. *Chem. Rev.* **1990**, *90*, 879; Gschwend, H.W.; Rodriguez, H.R. *Org. React.* **1979**, *26*, 1. See also, Green, L.; Chauder, B.; Snieckus, V. *J. Heterocyclic Chem.* **1999**, *36*, 1453; Puterbaugh, W.H.; Hauser, C.R. *J. Org. Chem.* **1964**, *29*, 853;

¹²⁸⁵Gilman, H.; Bebb, R.L. *J. Am. Chem. Soc.* **1939**, *61*, 109; Wittig, G.; Fuhrman, G. *Chem. Ber.* **1940**, *73*, 1197.

¹²⁸⁶McCombie, S.W.; Lin, S.-I.; Vice, S.F. *Tetrahedron Lett.* **1999**, *40*, 8767.

¹²⁸⁷Kraus, G.A.; Kim, J. *J. Org. Chem.* **2002**, *67*, 2358.

¹²⁸⁸Corey, E.J.; Kirst, H.A.; Katzenellenbogen, J.A. *J. Am. Chem. Soc.* **1970**, *92*, 6314.

¹²⁸⁹For an alternative procedure, see Ireland, R.E.; Dawson, M.I.; Lipinski, C.A. *Tetrahedron Lett.* **1970**, 2247.

¹²⁹⁰Pasto, D.J.; Chou, S.; Waterhouse, A.; Shults, R.H.; Hennion, G.F. *J. Org. Chem.* **1978**, *43*, 1385; Jeffery-Luong, T.; Linstrumelle, G. *Tetrahedron Lett.* **1980**, *21*, 5019.

¹²⁹¹Pasto, D.J.; Chou, S.; Fritzen, E.; Shults, R.H.; Waterhouse, A.; Hennion, G.F. *J. Org. Chem.* **1978**, *43*, 1389. See also, Tanigawa, Y.; Murahashi, S. *J. Org. Chem.* **1980**, *45*, 4536.

¹²⁹²For reviews, see Erdik, E. *Tetrahedron* **1984**, *40*, 641; Kochi, J.K. *Organometallic Mechanisms and Catalysis*, Academic Press, NY, **1978**, pp. 374–398.

¹²⁹³Bäckvall, J.-E.; Persson, E.S.M.; Bombrun, A. *J. Org. Chem.* **1994**, *59*, 4126.

primary alkyl halides in good yield¹²⁹⁴ (organocopper salts are probably intermediates here). Allylic halides are more reactive than aliphatic alkyl halides, but copper salts have been used to facilitate coupling with alkylmagnesiumhalides.¹²⁹⁵ Iron(III)¹²⁹⁶ or palladium¹²⁹⁷ complexes are also used, and the latter allows the coupling of Grignard reagents and vinylic halides. Vinyl halides¹²⁹⁸ and aryl halides¹²⁹⁹ also couple with alkyl Grignard reagents in the presence of a catalytic amount of Fe(acac)₃, where acac = acetylacetonate, as do vinyl triflates with CuI¹³⁰⁰ or vinyl halides with a cobalt catalyst.¹³⁰¹ Grignard reagents prepared from primary or secondary¹³⁰² alkyl or aryl halides can be coupled with vinylic or aryl halides (see 13-9) in high yields in the presence of a nickel(II) catalyst.¹³⁰³ When a chiral nickel(II) catalyst is used, optically active hydrocarbons can be prepared from achiral reagents.¹³⁰⁴ Neopentyl iodides also couple with aryl Grignard reagents in the presence of a nickel(II) catalyst.¹³⁰⁵

Aryl halides, even when activated, generally do not couple with Grignard reagents, although certain transition-metal catalysts do effect this reaction in variable yields.¹³⁰⁶ The reaction with Grignard reagents proceeds better when OR can be the leaving group, providing that activating groups are present in the ring. The oxazoline group activates *o*-methoxy and *o*-fluoro groups to reaction with Grignard

¹²⁹⁴Tamura, M.; Kochi, J.K. *J. Am. Chem. Soc.* **1971**, *93*, 1485; Derguini-Boumechal, F.; Linstrumelle, G. *Tetrahedron Lett.* **1976**, 3225; Mirviss, S.B. *J. Org. Chem.* **1989**, *54*, 1948; Terao, J.; Ikumi, A.; Kuniyasu, H.; Kambe, N. *J. Am. Chem. Soc.* **2003**, *125*, 5646.

¹²⁹⁵Tissot-Crosset, K.; Alexakis, A. *Tetrahedron Lett.* **2004**, *45*, 7375; Tissot-Crosset, K.; Polet, D.; Alexakis, A. *Angew. Chem. Int. Ed.* **2004**, *43*, 2426.

¹²⁹⁶Smith, R.S.; Kochi, J.K. *J. Org. Chem.* **1976**, *41*, 502; Walborsky, H.M.; Banks, R.B. *J. Org. Chem.* **1981**, *46*, 5074; Molander, G.A.; Rahn, B.J.; Shubert, D.C.; Bonde, S.E. *Tetrahedron Lett.* **1983**, *24*, 5449. An iron-salen catalyst has been used: see Bedford, R.B.; Bruce, D.W.; Frost, R.M.; Goodby, J.W.; Hird, M. *Chem. Commun.* **2004**, 2822.

¹²⁹⁷Ratovelomanana, V.; Linstrumelle, G.; Normant, J. *Tetrahedron Lett.* **1985**, *26*, 2575; Minato, A.; Suzuki, K.; Tamao, K. *J. Am. Chem. Soc.* **1987**, *109*, 1257; Frisch, A.C.; Shaikh, N.; Zapf, A.; Beller, M. *Angew. Chem. Int. Ed.* **2002**, *41*, 4056. For other references, see Larock, R.C. *Comprehensive Organic Transformations*, 2nd ed., Wiley-VCH, NY, **1999**, pp. 386–392.

¹²⁹⁸Cahiez, G.; Avedissian, H. *Synthesis* **1998**, 1199; Nagano, T.; Hayashi, T. *Org. Lett.* **2004**, *6*, 1297.

¹²⁹⁹Fürstner, A.; Leitner, A. *Angew. Chem. Int. Ed.* **2002**, *41*, 609; Martin, R.; Fürstner, A. *Angew. Chem. Int. Ed.* **2004**, *43*, 3955.

¹³⁰⁰Karlström, A.S.E.; Rönn, M.; Thorarensen, A.; Bäckvall, J.-E. *J. Org. Chem.* **1998**, *63*, 2517.

¹³⁰¹Cahiez, G.; Avedissian, H. *Tetrahedron Lett.* **1998**, *39*, 6159.

¹³⁰²Hayashi, T.; Konishi, M.; Kobori, Y.; Kumada, M.; Higuchi, T.; Hirotsu, K. *J. Am. Chem. Soc.* **1984**, *106*, 158.

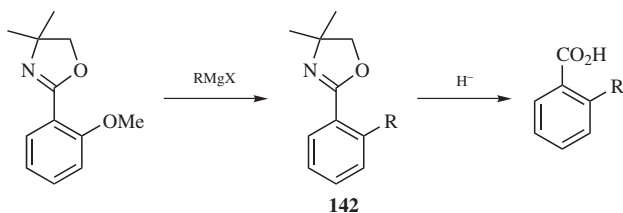
¹³⁰³Corriu, R.J.P.; Masse, J.P. *J. Chem. Soc., Chem. Commun.* **1972**, 144; Böhm, V.P.W.; Gstöttmayr, C.W.K.; Weskamp, T.; Hermann, W.A. *Angew. Chem. Int. Ed.* **2001**, *40*, 3387; Terao, J.; Watanabe, H.; Ikumi, A.; Kuniyasu, H.; Kambe, N. *J. Am. Chem. Soc.* **2002**, *124*, 4222. For a review, see Kumada, M. *Pure Appl. Chem.* **1980**, *52*, 669.

¹³⁰⁴For a review, see Hayashi, T.; Kumada, M., in Morrison, J.D. *Asymmetric Synthesis*, Vol. 5, Academic Press, NY, **1985**, pp. 147–169. See also, Cross, G.A.; Kellogg, R.M. *J. Chem. Soc., Chem. Commun.* **1987**, 1746; Iida, A.; Yamashita, M. *Bull. Chem. Soc. Jpn.* **1988**, *61*, 2365.

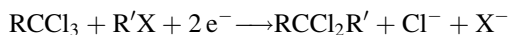
¹³⁰⁵Yuan, K.; Scott, W.J. *Tetrahedron Lett.* **1991**, *32*, 189.

¹³⁰⁶See, for example, Sekiya, A.; Ishikawa, N. *J. Organomet. Chem.*, **1976**, *118*, 349; **1977**, *125*, 281; Tiecco, M.; Testaferri, L.; Tingoli, M.; Chianelli, D.; Wenkert, E. *Tetrahedron Lett.*, **1982**, *23*, 4629; Bell, T.W.; Hu, L.; Patel, S.V. *J. Org. Chem.*, **1987**, *52*, 3847; Bumagin, N.A.; Andryukhova, N.L.; Beletskaya, I.P. *Doklad. Chem.*, **1987**, *297*, 524; Ozawa, F.; Kurihara, K.; Fujimori, M.; Hidaka, T.; Toyoshima, T.; Yamamoto, A. *Organometallics* **1989**, *8*, 180.

reagents and organolithiums; the product **142** can be hydrolyzed after coupling¹³⁰⁷ (see **10-74**):

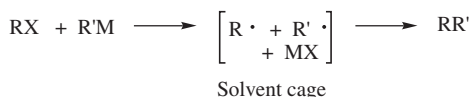


gem-Dichlorides have been prepared by coupling alkyl halides to RCCl_3 compounds electrochemically, in an undivided cell with a sacrificial anode.¹³⁰⁸



R' could also be Cl , in which case the product bears a CCl_3 group.¹³⁰⁹

Much study has been devoted to the mechanisms of these reactions,¹³¹⁰ but firm conclusions are still lacking, in part because the mechanisms vary depending on the metal, the R group, the catalyst, if any, and the reaction conditions. Two basic pathways can be envisioned: a nucleophilic substitution process (which might be $\text{S}_{\text{N}}1$ or $\text{S}_{\text{N}}2$) and a free-radical mechanism. This could be an SET pathway, or some other route that provides radicals. In either case the two radicals $\text{R}\cdot$ and $\text{R}'\cdot$ would be in a solvent cage:



It is necessary to postulate the solvent cage because, if the radicals were completely free, the products would be about 50% RR' , 25% RR , and 25% $\text{R}'\text{R}'$. This is generally not the case; in most of these reactions RR' is the predominant or exclusive product.¹³¹¹ An example where an $\text{S}_{\text{N}}2$ mechanism has been demonstrated (by the finding of inversion of configuration at R) is the reaction between allylic or benzylic lithium reagents with secondary halides.¹³¹² The fact that in some of these cases the

¹³⁰⁷For a review of oxazolines in aromatic substitutions, see Reuman, M.; Meyers, A.I. *Tetrahedron*, **1985**, *41*, 837. For the similar use of oxazoles, see Cram, D.J.; Bryant, J.A.; Doxsee, K.M. *Chem. Lett.*, **1987**, 19.

¹³⁰⁸Nédélec, J.; Ait Haddou Mouloud, H.; Folest, J.; Périchon, J. *J. Am. Chem. Soc.* **1988**, *53*, 4720.

¹³⁰⁹For the transformation $\text{RX} \rightarrow \text{RCF}_3$, see Chen, Q.; Wu, S. *J. Chem. Soc., Chem. Commun.* **1989**, 705.

¹³¹⁰For a review, see Beletskaya, I.P.; Artamkina, G.A.; Reutov, O.A. *Russ. Chem. Rev.* **1976**, *45*, 330.

¹³¹¹When a symmetrical distribution of products is found, this is evidence for a free-radical mechanism: the solvent cage is not efficient and breaks down.

¹³¹²Sauer, J.; Braig, W. *Tetrahedron Lett.* **1969**, 4275; Sommer, L.H.; Korte, W.D. *J. Org. Chem.* **1970**, *35*, 22; Korte, W.D.; Kinner, L.; Kaska, W.C. *Tetrahedron Lett.* **1970**, 603. See also, Schlosser, M.; Fouquet, G. *Chem. Ber.* **1974**, *107*, 1162, 1171.

reaction can be successfully applied to aryl and vinylic substrates indicates that a simple S_N process cannot be the only mechanism. One possibility is that the reagents first undergo an exchange reaction: $ArX + RM \rightarrow RX + ArM$, and then a nucleophilic substitution takes place. On the other hand, there is much evidence that many coupling reactions involving organometallic reagents with simple alkyl groups occur by free-radical mechanisms. Among the evidence¹³¹³ is the observation of CIDNP in reactions of alkyl halides with simple organolithium reagents¹³¹⁴ (see p. 269), the detection of free radicals by esr spectroscopy¹³¹⁵ (p. 277), and the formation of 2,3-dimethyl-2,3-diphenylbutane when the reaction was carried out in the presence of cumene¹³¹⁶ (this product is formed when a free-radical abstracts a hydrogen from cumene to give $PhCMe_2$, which dimerizes). Evidence for free-radical mechanisms has also been found for the coupling of alkyl halides with simple organosodium compounds (Wurtz),¹³¹⁷ with Grignard reagents,¹³¹⁸ and with lithium dialkylcopper reagents (see **10-58**).¹³¹⁹ Free radicals have also been implicated in the metal-ion-catalyzed coupling of alkyl and aryl halides with Grignard reagents.¹³²⁰

A much older reaction is the coupling of alkyl halides with Grignard reagents.¹³²¹ Grignard reagents have the advantage that they are usually simpler to prepare than the corresponding R'_2CuLi (see **10-58**), but the reaction is much narrower in scope. Grignard reagents couple only with active halides: allylic (though allylic rearrangements are common) and benzylic. They also couple with tertiary alkyl halides, but generally in low or moderate yields.¹³²²

Aryl Grignard reagents usually give better yields in these reactions than alkyl Grignard reagents. Aryl triflates couple with arylmagnesium halides in the presence

¹³¹³For other evidence, see Muraoka, K.; Nojima, M.; Kusabayashi, S.; Nagase, S. *J. Chem. Soc. Perkin Trans. 2* **1986**, 761.

¹³¹⁴Ward, H.R.; Lawler, R.G.; Cooper, R.A. *J. Am. Chem. Soc.* **1969**, *91*, 746; Lepley, A.R.; Landau, R.L. *J. Am. Chem. Soc.* **1969**, *91*, 748; Podoplelov, A.V.; Leshina, T.V.; Sagdeev, R.Z.; Kamkha, M.A.; Shein, S.M. *J. Org. Chem. USSR* **1976**, *12*, 488. For a review, see Ward, H.R.; Lawler, R.G.; Cooper, R.A., in Lepley, A.R.; Closs, G.L. *Chemically Induced Magnetic Polarization*, Wiley, NY, **1973**, pp. 281–322.

¹³¹⁵Russell, G.A.; Lamson, D.W. *J. Am. Chem. Soc.* **1969**, *91*, 3967.

¹³¹⁶Bryce-Smith, D. *Bull. Soc. Chim. Fr.* **1963**, 1418.

¹³¹⁷Garst, J.F.; Cox, R.H. *J. Am. Chem. Soc.* **1970**, *92*, 6389; Kasukhin, L.F.; Gragerov, I.P. *J. Org. Chem. USSR* **1971**, *7*, 2087; Garst, J.F.; Hart, P.W. *J. Chem. Soc. Chem. Commun.* **1975**, 215.

¹³¹⁸Gough, R.G.; Dixon, J.A. *J. Org. Chem.* **1968**, *33*, 2148; Ward, H.R.; Lawler, R.G.; Marzilli, T.A. *Tetrahedron Lett.* **1970**, 521; Kasukhin, L.F.; Ponomarchuk, M.P.; Buteiko, Zh.F. *J. Org. Chem. USSR* **1972**, *8*, 673; Singh, P.R.; Tayal, S.R.; Nigam, A. *J. Organomet. Chem.* **1972**, *42*, C9.

¹³¹⁹Ashby, E.C.; Coleman, D. *J. Org. Chem.* **1987**, *52*, 4554; Bertz, S.H.; Dabbagh, G.; Majsce, A.M. *J. Am. Chem. Soc.* **1991**, *113*, 631.

¹³²⁰Norman, R.O.C.; Waters, W.A. *J. Chem. Soc.* **1957**, 950; Frey Jr., F.W. *J. Org. Chem.* **1961**, *26*, 5187; Slaugh, L.H. *J. Am. Chem. Soc.* **1961**, *83*, 2734; Davies, D.I.; Done, J.N.; Hey, D.H. *J. Chem. Soc. C* **1969**, 1392, 2021, 2056; Abraham, M.H.; Hogarth, M.J. *J. Organomet. Chem.* **1968**, *12*, 1, 497; Tamura, M.; Kochi, J.K. *J. Am. Chem. Soc.* **1971**, *93*, 1483, 1485, 1487; *J. Organomet. Chem.* **1971**, *31*, 289; **1972**, *42*, 205; Lehr, G.F.; Lawler, R.G. *J. Am. Chem. Soc.* **1986**, *106*, 4048.

¹³²¹For reviews, see Raston, C.L.; Salem, G., in Hartley, F.R. *The Chemistry of the Metal-Carbon Bond*, Vol. 4, Wiley, NY, **1987**, pp. 161–306, 269–283; Kharasch, M.S.; Reinmuth, O. *Grignard Reactions of Nonmetallic Substances*, Prentice-Hall, Englewood Cliffs, NJ, **1954**, pp. 1046–1165.

¹³²²See, for example, Ohno, M.; Shimizu, K.; Ishizaki, K.; Sasaki, T.; Eguchi, S. *J. Org. Chem.* **1988**, *53*, 729.

of a palladium catalyst,¹³²³ as do vinyl halides with RMgX with a palladium¹³²⁴ or nickel catalyst.¹³²⁵ It is also possible to couple alkynylmagnesium halides with aryl iodides in the presence of palladium catalysts.¹³²⁶ A silica-supported phosphine–palladium (0) medium was used to couple arylmagnesium halides with aryl iodides.¹³²⁷ Aryl Grignard reagents couple with alkyl halides, including neopentyl iodide, in the presence of ZnCl₂ and a nickel catalyst.¹³²⁸

In some cases, vinyl halides can be coupled. An aryl Grignard reagent was coupled to a vinyl iodide in the presence of an iron catalyst.¹³²⁹ Butylmagnesium chloride was coupled to vinyl triflates with Fe(acac)₃.¹³³⁰ The palladium-catalyzed coupling of arylmagnesium halides and vinyl bromides has also been reported.¹³³¹

Because Grignard reagents react with the C=O group (**16-24**, **16-82**), they cannot be used to couple with halides containing ketone, COOR, or amide functions. Although the coupling of Grignard reagents with ordinary alkyl halides is usually not useful for synthetic purposes, small amounts of symmetrical coupling product are commonly formed while Grignard reagents are being prepared.

For symmetrical coupling of organometallic reagents (2RM → RR), see **14-24** and **14-25**.

OS I, 186; III, 121; IV, 748; VI, 407; VII, 77, 172, 326, 485; VIII, 226, 396; IX, 530; X, 332, 396.

10-58 Reaction of Alkyl Halides and Sulfonate Esters with Organocuprates

Alkyl-de-halogenation



The reagents lithium dialkylcopper¹³³² (dialkyl cuprates, also called *Gilman reagents*)¹³³³ react with alkyl bromides, chlorides, and iodides in ether or THF to

¹³²³Kamikawa, T.; Hayashi, T. *Synlett*, **1997**, 163.

¹³²⁴Hoffmann, R.W.; Gieson, V.; Fuest, M. *Liebigs Ann. Chem.* **1993**, 629.

¹³²⁵Babudri, F.; Fiandanese, V.; Mazzone, L.; Naso, F. *Tetrahedron Lett.* **1994**, 35, 8847.

¹³²⁶Negishi, E.; Kitora, M.; Xu, C. *J. Org. Chem.* **1997**, 62, 8957.

¹³²⁷Cai, M.-Z.; Song, C.-S.; Huang, X. *J. Chem. Res. (S)* **1998**, 264.

¹³²⁸Kondo, S.; Ohira, M.; Kawasoe, S.; Kunisada, H.; Yuki, Y. *J. Org. Chem.* **1993**, 58, 5003.

¹³²⁹Dohle, W.; Kopp, F.; Cahiez, G.; Knochel, P. *Synlett* **2001**, 1901.

¹³³⁰Scheiper, B.; Bonnekessel, M.; Krause, H.; Fürstner, A. *J. Org. Chem.* **2004**, 69, 3943.

¹³³¹Rathore, R.; Deselnicu, M.I.; Burns, C.L. *J. Am. Chem. Soc.* **2002**, 124, 14832.

¹³³²For the structure of Me₂CuLi (a cyclic dimer), see Pearson, R.G.; Gregory, C.D. *J. Am. Chem. Soc.* **1976**, 98, 4098. See also, Lipshutz, B.H.; Kozlowski, J.A.; Breneman, C.M. *Tetrahedron Lett.* **1985**, 26, 5911. For a review of the structure and reactions of organocopper compounds, see Collman, J.P.; Hegedus, L.S.; Norton, J.R.; Finke, R.G. *Principles and Applications of Organotransition Metal Chemistry*, 2nd ed., University Science Books, Mill Valley, CA, **1987**, pp. 682–698.

¹³³³See Stemmler, T.L.; Barnhart, T.M.; Penner-Hahn, J.E.; Tucker, C.E.; Knochel, P.; Böhme, M.; Frenking, G. *J. Am. Chem. Soc.* **1995**, 117, 12489 for a discussion concerning the structure of organocuprate reagents. Solution compositions of Gilman reagents have also been studied. See Lipshutz, B.H.; Kayser, F.; Siegmann, K. *Tetrahedron Lett.* **1993**, 34, 6693.

give good yields of the cross-coupling products.¹³³⁴ They are prepared (see **12-36**) by the reaction of an organolithium compound with CuI or CuBr, typically, most other Cu(I) compounds can be used. They are usually generated at temperatures $<0^{\circ}\text{C}$ due to the thermal instability of many dialkyl cuprates. The reaction with alkyl halides is of wide scope¹³³⁵ and R in R_2CuLi may be primary alkyl, allylic, benzylic, aryl, vinylic, or allenic, and may contain keto, COOH, COOR, or CONR₂ groups.¹³³⁶ Inversion of configuration has been shown in the reaction of 2-bromobutane with Ph_2CuLi ,¹³³⁷ but the same reaction with 2-iodobutane has been reported to proceed with racemization.¹³³⁸ The reaction at a vinylic substrate occurs stereospecifically, with retention of configuration.¹³³⁹ When the reagent and substrate are both vinylic, yields are low, but the reaction can be pushed to give 1,3-butadienes, stereospecifically and in high yields by the use of ZnBr_2 and a Pd(0) complex.¹³⁴⁰ Many gem-dihalides do not react, but when the two halogens are on a carbon α to an aromatic ring¹³⁴¹ or on a cyclopropane ring,¹³⁴² both halogens can be replaced by R, for example, $\text{PhCHCl}_2 \rightarrow \text{PhCHMe}_2$. However, 1,2-dibromides give exclusive elimination¹³³⁷ (**17-22**). Vinylmagnesium halides, upon addition of a catalytic amount of Li_2CuCl_4 , couple to alkyl halide.¹³⁴³

Lithium dialkylcopper reagents couple with alkyl tosylates.¹³⁴⁴ High yields are obtained with primary tosylates; secondary tosylates give lower yields.¹³⁴⁵ Aryl tosylates do not react. Vinylic triflates¹³⁴⁶ couple very well to give alkenes¹³⁴⁷ and they

¹³³⁴Corey, E.J.; Posner, G.H. *J. Am. Chem. Soc.* **1968**, *90*, 5615; Bergbreiter, D.E.; Whitesides, G.M. *J. Org. Chem.* **1975**, *40*, 779. See Bertz, S.H.; Eriksson, M.; Miao, G.; Snyder, J.P. *J. Am. Chem. Soc.* **1998**, *118*, 10906 for the reactivity of β -silyl organocuprates.

¹³³⁵For reviews see Posner, G.H. *Org. React.* **1975**, *22*, 253; Normant, J.F. *Synthesis* **1972**, 63; Lipshutz, B.H. *Accs. Chem. Res.* **1997**, *30*, 277; Posner, G.H. *An Introduction to Synthesis Using Organocopper Reagents*, Wiley, NY, **1980**. For lists of substrates and reagents, with references, see Larock, R.C. *Comprehensive Organic Transformations*, 2nd ed., Wiley-VCH, NY, **1999**, pp. 392–399, 599–604, 1564.
¹³³⁶For a discussion of the mechanism of $\text{S}_{\text{N}}2$ alkylation with organocuprates see Mori, S.; Nakamura, E.; Morokuma, K. *J. Am. Chem. Soc.* **2000**, *122*, 7294.

¹³³⁷Cahiez, G.; Chaboche, C.; Jézéquel, M. *Tetrahedron* **2000**, *56*, 2733.

¹³³⁸Lipshutz, B.H.; Wilhelm, R.S.; Nugent, S.T.; Little, R.D.; Baizer, M.M. *J. Org. Chem.* **1983**, *48*, 3306.

¹³³⁹Corey, E.J.; Posner, G.H. *J. Am. Chem. Soc.* **1967**, *89*, 3911; Klein, J.; Levene, R. *J. Am. Chem. Soc.* **1972**, *94*, 2520. For a discussion of the mechanism, see Yoshikai, N.; Nakamura, E. *J. Am. Chem. Soc.* **2004**, *126*, 12264.

¹³⁴⁰Jabri, N.; Alexakis, A.; Normant, J.F. *Tetrahedron Lett.* **1981**, *22*, 959; **1982**, *23*, 1589; *Bull. Soc. Chim. Fr.* **1983**, II-321, II-332.

¹³⁴¹Posner, G.H.; Brunelle, D.J. *Tetrahedron Lett.* **1972**, 293.

¹³⁴²See, for example, Kitatani, K.; Hiyama, T.; Nozaki, H. *Bull. Chem. Soc. Jpn.* **1977**, *50*, 1600.

¹³⁴³Posner, G.H.; Ting, J. *Synth. Commun.* **1973**, *3*, 281.

¹³⁴⁴Johnson, C.R.; Dutra, G.A. *J. Am. Chem. Soc.* **1973**, *95*, 7777, 7783. For examples, see Posner, G.H. *An Introduction to Synthesis Using Organocopper Reagents*, Wiley, NY, **1980**, pp. 85–90.

¹³⁴⁵Secondary tosylates give higher yields when they contain an O or S atom: Hanessian, S.; Thavonekham, B.; DeHoff, B. *J. Org. Chem.* **1989**, *54*, 5831.

¹³⁴⁶For a review of coupling reactions of vinylic triflates, see Scott, W.J.; McMurry, J.E. *Acc. Chem. Res.* **1988**, *21*, 47.

¹³⁴⁷McMurry, J.E.; Scott, W.J. *Tetrahedron Lett.* **1980**, *21*, 4313; Tsushima, K.; Araki, K.; Murai, A. *Chem. Lett.* **1989**, 1313.

also couple with allylic cuprates, to give 1,4-dienes.¹³⁴⁸ Propargylic tosylates couple with vinylic cuprates to give vinylic allenes.¹³⁴⁹

The R' in R'₂CuLi may be primary alkyl, vinylic, allylic, or aryl. Thus, in the reaction as so far described, the alkyl groups on the organocuprate or the alkyl halide may *not* be secondary or tertiary alkyl. However, secondary and tertiary alkyl coupling can be achieved (on primary RX) by the use of R'₂CuLi•PBu₃¹³⁵⁰ (though this procedure introduces problems in the workup) or by the use of PhS(R')CuLi,¹³⁵¹ which selectively couples a secondary or tertiary R' with a primary iodide RI to give RR'.¹³⁵² It is possible to prepare mixed cuprates, where one ligand is tightly bound to the copper, allowing the other ligand to be transferred in a coupling reaction. A common example is adds a 2-thienyl group to the cuprate to give R(Th)CuLi, where the R group is transferred in lieu of the thienyl unit.¹³⁵³ A lithium neopentyl aryl cuprate selectively transferred to aryl group to an allylic halide.¹³⁵⁴

Coupling to a secondary alkyl halide (R in RX above = secondary) can be achieved in high yield with the reagents R'₂Cu(CN)Li₂,¹³⁵⁵ where R' is primary alkyl or vinylic (but not aryl).¹³⁵⁶ This modified reagent is commonly known as a higher order mixed cuprate. The reagents RCu(PPh₂)Li, RCu(NR'₂)Li, and RCu(PR'₂)Li (R' = cyclohexyl) are more stable than R₂CuLi and can be used at higher temperatures.¹³⁵⁷ However, these reagents are quite reactive. Unactivated aryl triflates¹³⁵⁸ ArOSO₂CF₃ react to give ArR in good yields when treated with R₂Cu(CN)Li₂,¹³⁵⁹ with R₃Al,¹³⁶⁰ or with R'₃SnR and a Pd complex catalyst.¹³⁶¹ See section 10-59 for other examples involving Al, Sn and Pd coupling reactions.

¹³⁴⁸Lipshutz, B.H.; Elworthy, T.R. *J. Org. Chem.* **1990**, *55*, 1695.

¹³⁴⁹Baudouy, R.; Goré, J. *J. Chem. Res. (S)* **1981**, 278. See also, Elsevier, C.J.; Vermeer, P. *J. Org. Chem.* **1989**, *54*, 3726.

¹³⁵⁰Whitesides, G.M.; Fischer, Jr., W.F.; San Filippo, Jr., J.; Bashe, R.W.; House, H.O., *J. Am. Chem. Soc.* **1969**, *91*, 4871.

¹³⁵¹Prepared as in Ref. 1371 or treatment of PhSCu with RLi: Posner, G.H.; Brunelle, D.J.; Sinoway, L. *Synthesis* **1974**, 662.

¹³⁵²Posner, G.H.; Whitten, C.E.; Sterling, J.J. *J. Am. Chem. Soc.* **1973**, *95*, 7788.

¹³⁵³For an example, see Malmberg, H.; Nilsson, M.; Ullenius, C. *Tetrahedron Lett.* **1982**, *23*, 3823. For an example involving higher order cuprates, see Lipshutz, B.H.; Kozlowski, J.A.; Parker, D.A.; Nguyen, S.L.; McCarthy, K.E. *J. Organomet. Chem.* **1985**, *285*, 437.

¹³⁵⁴Piazza, C.; Knochel, P. *Angew. Chem. Int. Ed.* **2002**, *41*, 3263.

¹³⁵⁵For reviews of these and other "higher order" organocuprates, see Lipshutz, B.H.; Wilhelm, R.S.; Kozlowski, J.A. *Tetrahedron* **1984**, *40*, 5005; Lipshutz, B.H. *Synthesis* **1987**, 325; *Synlett* **1990**, 119. See also, Bertz, S.H. *J. Am. Chem. Soc.* **1990**, *112*, 4031; Lipshutz, B.H.; Sharma, S.; Ellsworth, E.L. *J. Am. Chem. Soc.* **1990**, *112*, 4032.

¹³⁵⁶Lipshutz, B.H.; Wilhelm, R.S.; Floyd, D.M. *J. Am. Chem. Soc.* **1981**, *103*, 7672.

¹³⁵⁷Bertz, S.H.; Dabbagh, G.; Villacorta, G.M. *J. Am. Chem. Soc.* **1982**, *104*, 5824; Bertz, S.H.; Dabbagh, G. *J. Org. Chem.* **1984**, *49*, 1119.

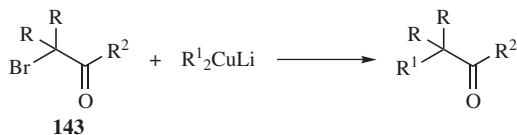
¹³⁵⁸For another coupling reaction of aryl triflates, see Aoki, S.; Fujimura, T.; Nakamura, E.; Kuwajima, I. *J. Am. Chem. Soc.*, **1988**, *110*, 3296.

¹³⁵⁹McMurry, J.E.; Mohanraj, S. *Tetrahedron Lett.*, **1983**, *24*, 2723.

¹³⁶⁰Hirota, K.; Isobe, Y.; Maki, Y. *J. Chem. Soc., Perkin Trans. 1*, **1989**, 2513.

¹³⁶¹Echevarren, E.M.; Stille, J.K. *J. Am. Chem. Soc.*, **1987**, *109*, 5478. For a similar reaction with aryl fluorosulfonates, see Roth, G.P.; Fuller, C.E. *J. Org. Chem.*, **1991**, *56*, 3493.

Both OTf units in $\text{RCH}(\text{OTf})_2$ can be replaced with $\text{Me}_2(\text{CN})\text{CuLi}_2$.¹³⁶² With an allenic substrate, reaction with $\text{R}(\text{CN})\text{CuLi}$ can give ordinary displacement (with retention of configuration)¹³⁶³ or an $\text{S}_{\text{N}}2'$ reaction to produce an alkyne.¹³⁶⁴ In the latter case, a chiral allene gave a chiral alkyne. The structures of these “higher order mixed” cuprates has been called into question¹³⁶⁵ by Bertz, who suggested the reagent actually existed as $\text{R}_2\text{CuLi}\cdot\text{LiCN}$ in THF.¹³⁶⁶ This was contradicted by Lipshutz.¹³⁶⁷



The fact that $\text{R}'_2\text{CuLi}$ do not react with ketones provides a method for the alkylation of ketones via the organocuprate coupling with α -halo ketones, such as **143**¹³⁶⁸ (see also, **10-68** and **10-73**). Note that halogen–metal exchange (**12-39**) is a side reaction and can become the main reaction.¹³⁶⁹ When α, α' -dibromo ketones are treated with Me_2CuLi in ether at -78°C and the mixture quenched with methanol, monomethylation takes place¹³⁷⁰ (no dimethylation is observed). It has been suggested that the reaction involves cyclization (**10-56**) to a cyclopropanone followed by nucleophilic attack to give the enolate anion, which is protonated by the methanol. If methyl iodide is added instead of methanol, an α, α' -dimethyl ketone is obtained, presumably from $\text{S}_{\text{N}}2$ attack (**10-68**). Primary, secondary, and tertiary monoalkylation can be achieved with a lithium *tert*-butoxy (alkyl)copper reagent¹³⁷¹ instead of Me_2CuLi , one of the few methods for introducing a tertiary alkyl group to a carbonyl group.

When dialkylcopperzinc reagents R_2CuZnCl couple with allylic halides, almost complete allylic rearrangement occurs ($\text{S}_{\text{N}}2'$), and the reaction is diastereoselective if the allylic halide contains a δ alkoxy group.¹³⁷² Another type of copper reagent

¹³⁶²Martínez, A.G.; Barcina, J.O.; Díez, B.R.; Subramanian, L.R. *Tetrahedron* **1994**, *50*, 13231.

¹³⁶³Mooiweer, H.H.; Elsevier, C.J.; Wijkens, P.; Vermeer, P. *Tetrahedron Lett.* **1985**, *26*, 65.

¹³⁶⁴Corey, E.J.; Boaz, N.W. *Tetrahedron Lett.* **1984**, *25*, 3059, 3063. For the reaction of these reagents with haloalkynes, see Yeh, M.C.P.; Knochel, P. *Tetrahedron Lett.* **1989**, *30*, 4799.

¹³⁶⁵Bertz, S.H.; Miao, G.; Eriksson, M. *Chem. Commun.* **1996**, 815; Snyder, J.P.; Bertz, S.H. *J. Org. Chem.* **1995**, *60*, 4312. Also see, Snyder, J.P.; Tipsword, G.E.; Spangler, D.P. *J. Am. Chem. Soc.* **1992**, *114*, 1507.

¹³⁶⁶Bertz, S.H. *J. Am. Chem. Soc.* **1990**, *112*, 4031.

¹³⁶⁷Lipshutz, B.H.; James, B. *J. Org. Chem.* **1994**, *59*, 7585; Lipshutz, B.H.; Sharma, S.; Ellsworth, E.L. *J. Am. Chem. Soc.* **1990**, *112*, 4032.

¹³⁶⁸Dubois, J.E.; Lion, C.; Moulineau, C. *Tetrahedron Lett.* **1971**, 177; Dubois, J.E.; Fournier, P.; Lion, C. *Bull. Soc. Chim. Fr.* **1976**, 1871.

¹³⁶⁹See Corey, E.J.; Posner, G.H. *J. Am. Chem. Soc.* **1967**, *89*, 3911; Wakselman, C.; Mondon, M. *Tetrahedron Lett.* **1973**, 4285.

¹³⁷⁰Posner, G.H.; Sterling, J.J. *J. Am. Chem. Soc.* **1973**, *95*, 3076. See also, Posner, G.H.; Sterling, J.J.; Whitten, C.E.; Lentz, C.M.; Brunelle, D.J. *J. Am. Chem. Soc.* **1975**, *97*, 107; Lion, C.; Dubois, J.E. *Tetrahedron* **1975**, *31*, 1223. The compound Ph_2CuLi behaves similarly: see Lei, X.; Doubleday Jr., C.; Turro, N.J. *Tetrahedron Lett.* **1986**, *27*, 4671.

¹³⁷¹Prepared by treating CuI with *t*-BuOLi in THF at 0°C and adding RLi to this solution.

¹³⁷²Nakamura, E.; Sekiya, K.; Arai, M.; Aoki, S. *J. Am. Chem. Soc.* **1989**, *111*, 3091.

was prepared from RZnI/CuCN, and this was shown to couple with alkenyl halides,¹³⁷³ and diethylzinc in the presence of a catalytic amount of CuBr coupled to allylic chlorides.¹³⁷⁴ When treated with organocopper compounds and Lewis acids (e.g., *n*-BuCu•BF₃), allylic halides give substitution with almost complete allylic rearrangement, irrespective of the degree of substitution at the two ends of the allylic system.¹³⁷⁵



OS IX, 502.

10-59 Reaction of Alkyl Halides and Sulfonate Esters With Other Organometallic Reagents

Alkyl-de-halogenation



Many other metals and metal complexes can be used to catalyze or mediate coupling reactions. Organoaluminum compounds couple very well with tertiary (to give products containing a quaternary carbon) and benzylic halides at -78°C .¹³⁷⁶ This reaction can also be applied to allylic, secondary, and some primary halides, but several days standing at room temperature is required (see also 10-63). Vinylic aluminum compounds (in the presence of a suitable transition-metal catalyst) couple with allylic halides, acetates, and alcohol derivatives to give 1,4-dienes,¹³⁷⁷ and with vinylic and benzylic halides to give 1,3-dienes and allylic arenes, respectively.¹³⁷⁸ An interesting transformation treated a vinyl nitro compound (PhCH=CHNO₂) with Et₃Al and a large excess of 2-iodopropane, in the presence of 2 equivalents of dibenzoyl peroxide, to give the coupling product, PhCH=CH-Pr.¹³⁷⁹ Note that alkylboronic acids are coupled in the presence of Ag₂O and a catalytic amount of CrCl₂ to give the symmetrical alkyl derivative.¹³⁸⁰

¹³⁷³Marquais, S.; Cahiez, G.; Knochel, P. *Synlett*, **1994**, 849.

¹³⁷⁴Malda, H.; van Zijl, A.W.; Arnold, L.A.; Feringa, B.L. *Org. Lett.* **2001**, 3, 1169.

¹³⁷⁵Yamamoto, Y.; Yamamoto, S.; Yatagai, H.; Maruyama, K. *J. Am. Chem. Soc.* **1980**, 102, 2318. See also, Lipshutz, B.H.; Ellsworth, E.L.; Dimock, S.H. *J. Am. Chem. Soc.* **1990**, 112, 5869.

¹³⁷⁶Miller, D.B. *J. Org. Chem.* **1966**, 31, 908; Kennedy, J.P. *J. Org. Chem.* **1970**, 35, 532. See also, Kennedy, J.P.; Sivaram, S. *J. Org. Chem.* **1973**, 38, 2262; Sato, F.; Kodama, H.; Sato, M. *J. Organomet. Chem.* **1978**, 157, C30.

¹³⁷⁷Lynd, R.A.; Zweifel, G. *Synthesis* **1974**, 658; Matsushita, H.; Negishi, E. *J. Am. Chem. Soc.* **1981**, 103, 2882; *J. Chem. Soc., Chem. Commun.* **1982**, 160. For similar reactions with other metals, see Larock, R.C.; Bernhardt, J.C.; Driggs, R.J. *J. Organomet. Chem.* **1978**, 156, 45; Brown, H.C.; Campbell, Jr., J.B. *J. Org. Chem.* **1980**, 45, 550; Baeckström, P.; Björkling, F.; Högberg, H.; Norin, T. *Acta Chem. Scand. Ser. B*, **1984**, 38, 779.

¹³⁷⁸Negishi, E.; Takahashi, T.; Baba, S.; Van Horn, D.E.; Okukado, N. *J. Am. Chem. Soc.* **1987**, 109, 2393; Negishi, E.; Takahashi, T.; Baba, S. *Org. Synth.* **66**, 60.

¹³⁷⁹Liu, J.-Y.; Liu, J.-T.; Yao, C.-F. *Tetrahedron Lett.* **2001**, 42, 3613.

¹³⁸⁰Falck, J.R.; Mohaptra, S.; Bondlela, M.; Venkataraman, S.K. *Tetrahedron Lett.* **2002**, 43, 8149.

Products containing a quaternary carbon can also be obtained by treatment of tertiary halides with dialkyl or diaryl zinc reagents in CH_2Cl_2 ,¹³⁸¹ with Me_4Si and AlCl_3 ,¹³⁸² or with alkyltitanium reagents RTiCl_3 and R_2TiCl_2 .¹³⁸³ Dialkylzinc compounds can be coupled to alkyl iodides in the presence of a nickel catalyst,¹³⁸⁴ but with geminal diiodo compounds without a catalyst.¹³⁸⁵ Copper compounds can also be used as catalysts with dialkylzinc reagents.¹³⁸⁶ The reaction of aryl halides with Me_4ZnLi_2 , and then $\text{VO}(\text{OEt})\text{Cl}_2$ leads to the methylated aryl.¹³⁸⁷ Isopropylzinc (*i*PrZn) displaces the iodide in γ -iodo ketones to give the alkyl substitution product, without reaction at the carbonyl.¹³⁸⁸ Reactions of organozinc reagents with a carbonyl compound via acyl addition is presented in **16-31**, the Reformatsky reaction. The titanium method can also be used with secondary halides ($\text{R}_2\text{CHCl} \rightarrow \text{R}_2\text{CHMe}$), tertiary ethers ($\text{R}_3\text{COR}' \rightarrow \text{R}_3\text{CMe}$), and *gem*-dihalides ($\text{R}_2\text{CCl}_2 \rightarrow \text{R}_2\text{CMe}_2$).¹³⁸⁹ Tertiary halides have also been coupled to allyl tin reagents in the presence of AIBN.¹³⁹⁰ Alkyl halides can be treated with SmI_2 and then CuBr to give a reactive species that couples with other alkyl halides.¹³⁹¹ Trialkylindium compounds couple to allylic bromides in the presence of $\text{Cu}(\text{OTf})_2 \cdot \text{P}(\text{OEt})_3$ ¹³⁹² and vinyl indium compounds are coupled to α -halo esters with a BEt_3 catalyst.¹³⁹³ Arylsulfonyl chlorides couple with allyl halides in the presence of bismuth to give allyl-aryls.¹³⁹⁴ Vinyl iodides couple with RMnCl with an iron catalyst¹³⁹⁵ and Bu_3MnMgBr reacted with a geminal dibromocyclopropane to give a dialkylated cyclopropane.¹³⁹⁶ α -Haloketones are coupled with aryl halides using a nickel catalyst.¹³⁹⁷ Allylgallium reagents have been coupled to α -bromo esters in the presence of BEt_3/O_2 .¹³⁹⁸

Arylpalladium salts "ArPdX" prepared from arylmercury compounds and lithium palladium chloride couple with allylic chlorides in moderate yields,

¹³⁸¹Reetz, M.T.; Wenderoth, B.; Peter, R.; Steinbach, R.; Westermann, J. *J. Chem. Soc., Chem. Commun.* **1980**, 1202. See also, Klingstedt, T.; Frejd, T. *Organometallics* **1983**, 2, 598.

¹³⁸²Bolestova, G.I.; Parnes, Z.N.; Latypova, F.M.; Kursanov, D.N. *J. Org. Chem. USSR* **1981**, 17, 1203.

¹³⁸³Reetz, M.T.; Westermann, J.; Steinbach, R. *Angew. Chem. Int. Ed.* **1980**, 19, 900, 901.

¹³⁸⁴Giovannini, R.; Stüdemann, T.; Devasagayaraj, A.; Dussin, G.; Knochel, P. *J. Org. Chem.* **1999**, 64, 3544; Jensen, A.E.; Knochel, P. *J. Org. Chem.* **2002**, 67, 79; Zhou, J.; Fu, G.C. *J. Am. Chem. Soc.* **2003**, 125, 14726; Terao, J.; Todo, H.; Watanabe, H.; Ikumi, A.; Kambe, N. *Angew. Chem. Int. Ed.* **2004**, 43, 6180.

¹³⁸⁵Shibli, A.; Varghese, J.P.; Knochel, P.; Marek, I. *Synlett* **2001**, 818.

¹³⁸⁶Shi, W.J.; Wang, L.-X.; Fu, Y.; Zhu, S.-F.; Zhou, Q.-L. *Tetrahedron Asymmetry* **2003**, 14, 3867.

¹³⁸⁷Hu, J.-b.; Zhao, G.; Yang, G.-s.; Ding, Z.-d. *J. Org. Chem.* **2001**, 66, 303.

¹³⁸⁸Jensen, A.E.; Knochel, P. *J. Org. Chem.* **2002**, 67, 79.

¹³⁸⁹Reetz, M.T.; Steinbach, R.; Wenderoth, B. *Synth. Commun.* **1982**, 11, 261.

¹³⁹⁰Kraus, G.A.; Anshers, B.; Su, Q.; Shi, J. *Tetrahedron Lett.* **1993**, 34, 1741.

¹³⁹¹Berkowitz, W.F.; Wu, Y. *Tetrahedron Lett.* **1997**, 38, 3171.

¹³⁹²Rodríguez, D.; Sestelo, J.P.; Sarandeses, L.A. *J. Org. Chem.* **2003**, 68, 2518.

¹³⁹³Takami, K.; Yorimitsu, H.; Oshima, K. *Org. Lett.* **2004**, 6, 4555.

¹³⁹⁴Baruah, M.; Boruah, A.; Prajapati, D.; Sandu, J.S. *Synlett*, **1998**, 1083.

¹³⁹⁵Cahiez, G.; Marquais, S. *Tetrahedron Lett.* **1996**, 37, 1773.

¹³⁹⁶Kakiya, H.; Inoue, R.; Shinokubo, H.; Oshima, K. *Tetrahedron* **2000**, 56, 2131.

¹³⁹⁷Durandetti, M.; Sibille, S.; Nédélec, J.-Y.; Périchon, J. *Synth. Commun.* **1994**, 24, 145.

¹³⁹⁸Usugi, S.-i.; Yorimitsu, H.; Oshima, K. *Tetrahedron Lett.* **2001**, 42, 4535.

although allylic rearrangements can occur.¹³⁹⁹ The advantage of this procedure is that the aryl group may contain nitro, ester, or aldehyde groups, and so on, which cannot be present in a Grignard reagent. In most cases, a palladium(0) complex is added to the substrate, sometimes in conjunction with another metal, to facilitate coupling. Any arylpalladium species is therefore generated *in situ*. Allylic, benzylic, vinylic, and aryl halides or triflates (trifluoromethylsulfonates) couple with organotin reagents in a reaction catalyzed by palladium complexes.¹⁴⁰⁰ Such functional groups as COOR, CN, OH, and CHO may be present in either reagent, but the substrate may not bear a β hydrogen on an sp^3 carbon, because that results in elimination. Indium metal has been used to mediate the coupling of an allylic halide and an arylpalladium complex,¹⁴⁰¹ and organoindium compounds were coupled to 1-iodonaphthalene with a palladium catalyst.¹⁴⁰² Dimethylzinc was coupled to aryl halides with a palladium catalyst,¹⁴⁰³ and Reformatsky-type zinc derivatives (**16–28**) have been coupled to aryl halides using a palladium catalyst and microwave irradiation.¹⁴⁰⁴

In many cases, the organometallic reagent is prepared from the corresponding organolithium reagent (**10–57**), as in the conversion of an aryllithium to an arylzirconium reagent, which was subsequently coupled to a aryl halide in the presence of a palladium catalyst.¹⁴⁰⁵ Alkyl or aryl triflates (halides) couple with alkyl or ArZn(halide) reagents in the presence of a palladium catalyst.¹⁴⁰⁶ This organozinc coupling reaction has been done in ionic liquids.¹⁴⁰⁷ Vinyl halides coupled with vinyltin reagents in the presence of CuI,¹⁴⁰⁸ and aryl tin compounds couple with vinyl halides¹⁴⁰⁹ or vinyl triflates when a palladium catalyst is present.¹⁴¹⁰ When the vinyltin reagent is coupled with a vinyl triflate in the presence of a palladium catalyst, the reaction is known as the *Stille reaction* (**12–15**). These latter reactions are obviously related, but the Stille reaction is placed in Chapter 14 for mechanistic reasons related

¹³⁹⁹Heck, R.F. *J. Am. Chem. Soc.* **1968**, *90*, 5531. See **13–10**. For a review of palladium-assisted coupling, see Heck, R.F. *Palladium Reagents in Organic Syntheses*, Academic Press, NY, **1985**, pp. 208–214, 242–249.

¹⁴⁰⁰For a review, see Stille, J.K. *Angew. Chem. Int. Ed.* **1986**, *25*, 508. For a review of the mechanism, see Bumagin, N.A.; Beletskaya, I.P. *Russ. Chem. Rev.* **1990**, *59*, 1174. See also, Stille, J.K.; Simpson, J.H. *J. Am. Chem. Soc.* **1987**, *109*, 2138; Martínez, A.G.; Barcina, J.O.; Heras, Md.R.C.; Cerezo, A.d.F. *Org. Lett.* **2000**, *2*, 1377.

¹⁴⁰¹Lee, P.H.; Sung, S.-y.; Lee, K. *Org. Lett.* **2001**, *3*, 3201.

¹⁴⁰²Lee, P.H.; Lee, S.W.; Seomoon, D. *Org. Lett.* **2003**, *5*, 4963; Rodríguez, D.; Sestelo, J.P.; Sarandeses, L.A. *J. Org. Chem.* **2004**, *69*, 8136.

¹⁴⁰³Herbert, J.M. *Tetrahedron Lett.* **2004**, *45*, 817.

¹⁴⁰⁴Bentz, E.; Moloney, M.G.; Westaway, S.M. *Tetrahedron Lett.* **2004**, *45*, 7395.

¹⁴⁰⁵Frid, M.; Pérez, D.; Peat, A.J.; Buchwald, S.L. *J. Am. Chem. Soc.* **1999**, *121*, 9469. See also, Villiers, P.; Vicart, N.; Ramondenc, Y.; Plé, G. *Tetrahedron Lett.* **1999**, *40*, 8781.

¹⁴⁰⁶Piber, M.; Jensen, A.E.; Rottländer, M.; Knochel, P. *Org. Lett.* **1999**, *1*, 1323; Hossain, K.M.; Shibata, T.; Takagi, K. *Synlett* **2000**, 1137; Zhou, J.; Fu, G.C. *J. Am. Chem. Soc.* **2003**, *125*, 12527.

¹⁴⁰⁷Sirieix, J.; Obberger, M.; Betzemeier, B.; Knochel, P. *Synlett* **2000**, 1613.

¹⁴⁰⁸Kang, S.-K.; Kim, J.-S.; Choi, S.-C. *J. Org. Chem.* **1997**, *62*, 4208.

¹⁴⁰⁹Shen, W.; Wang, L. *J. Org. Chem.* **1999**, *64*, 8873.

¹⁴¹⁰Fouquet, E.; Rodriguez, A.L. *Synlett* **1998**, 1323; Lipshutz, B.H.; Alami, M. *Tetrahedron Lett.* **1993**, *34*, 1433.

to similar palladium-catalyzed coupling reactions. Vinylic triflates, in the presence of $\text{Pd}(\text{Ph}_3\text{P})_4$ and LiCl , couple with organotin compounds $\text{R}'\text{SnMe}_3$, where R' can be alkyl, allylic, vinylic, or alkynyl.¹⁴¹¹ The reaction has been performed intramolecularly, to prepare large-ring lactones.¹⁴¹² Alkyl halides couple with ArMnCl or RMnCl in the presence of a palladium catalyst.¹⁴¹³ The coupling of aryl substrates to form biaryls is discussed in **13-9**.

Alkenylboranes ($\text{R}'_2\text{C}=\text{CHBZ}_2$; Z = various groups) couple in high yields with vinylic,¹⁴¹⁴ alkynyl, aryl, benzylic, and allylic halides or triflates in the presence of a palladium catalyst and a base to give $\text{R}'_2\text{C}=\text{CHR}$.¹⁴¹⁵ 9-Alkyl-9-BBN compounds (**15-16**) also couple with vinylic and aryl halides,¹⁴¹⁶ as well as with α -halo ketones, nitriles, and esters.¹⁴¹⁷ Another palladium-catalyzed coupling of vinyl halides and alkylboronic acids¹⁴¹⁸ gives substituted alkenes, in a reaction that is related to the Suzuki coupling (**13-12**). Arylboronic acids can also be coupled to alkyl halides with a palladium catalyst,¹⁴¹⁹ alkylboronic acids can be coupled to aryl halides in a similar manner,¹⁴²⁰ and a cyclopropylboronic acid was coupled to an allylic bromide with silver oxide/ KOH and a palladium catalyst.¹⁴²¹ Vinyl zirconium reagents were coupled to alkyl halides with a palladium catalyst.¹⁴²²

Potassium aryl- and 1-alkenyltrifluoroborates (ArBF_3K and RBF_3K) are easily prepared from organoboronic acids or esters. In general, the trifluoroborates have greater air stability and greater nucleophilicity¹⁴²³ when compared to the

¹⁴¹¹Kwon, H.B.; McKee, B.H.; Stille, J.K. *J. Org. Chem.* **1990**, *55*, 3114. For discussions of the mechanism, see Stang, P.J.; Kowalski, M.H.; Schiavelli, M.D.; Longford, D. *J. Am. Chem. Soc.* **1989**, *111*, 3347; Stang, P.J.; Kowalski, M.H. *J. Am. Chem. Soc.* **1989**, *111*, 3356.

¹⁴¹²Stille, J.K.; Tanaka, M. *J. Am. Chem. Soc.* **1987**, *109*, 3785.

¹⁴¹³Riquet, E.; Alami, M.; Cahiez, G. *Tetrahedron Lett.* **1997**, *38*, 4397; Cahiez, G.; Marquis, S. *Synlett*, **1993**, 45.

¹⁴¹⁴Occhiato, E.G.; Trabocchi, A.; Guarna, A. *Org. Lett.* **2000**, *2*, 1241.

¹⁴¹⁵Brown, H.C.; Molander, G.A. *J. Org. Chem.* **1981**, *46*, 645; Miyaura, N.; Yamada, K.; Suginome, H.; Suzuki, A. *J. Am. Chem. Soc.* **1985**, *107*, 972; Sato, M.; Miyaura, N.; Suzuki, A. *Chem. Lett.* **1989**, 1405; Rivera, I.; Soderquist, J.A. *Tetrahedron Lett.* **1991**, *32*, 2311; and references cited therein. For a review, see Matteson, D.S. *Tetrahedron* **1989**, *45*, 1859.

¹⁴¹⁶Miyaura, N.; Ishiyama, T.; Sasaki, H.; Ishikawa, M.; Satoh, M.; Suzuki, A. *J. Am. Chem. Soc.* **1989**, *111*, 314. See also, Soderquist, J.A.; Santiago, B. *Tetrahedron Lett.* **1990**, *31*, 5541.

¹⁴¹⁷Ishiyama, T.; Abe, S.; Miyaura, N.; Suzuki, A. *Chem. Lett.* **1992**, 691; Brown, H.C.; Joshi, N.N.; Pyun, C.; Singaram, B. *J. Am. Chem. Soc.* **1989**, *111*, 1754. For another such coupling, see Matteson, D.S.; Tripathy, P.B.; Sarkar, A.; Sadhu, K.M. *J. Am. Chem. Soc.* **1989**, *111*, 4399.

¹⁴¹⁸Bellina, F.; Anselmi, C.; Rossi, R. *Tetrahedron Lett.* **2001**, *42*, 3851. See also, Yoshida, H.; Yamaryo, Y.; Oshita, J.; Kunai, A. *Tetrahedron Lett.* **2003**, *44*, 1541.

¹⁴¹⁹Nobre, S.M.; Monteiro, A.L. *Tetrahedron Lett.* **2004**, *45*, 8225; Liu, X.-x.; Deng, M.-z. *Chem. Commun.* **2002**, 622; Langle, S.; Abarbri, M.; Duchêne, A. *Tetrahedron Lett.* **2003**, *44*, 9255.

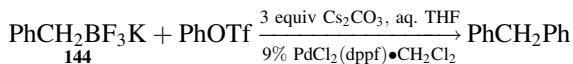
¹⁴²⁰Kondolff, I.; Doucet, H.; Santelli, M. *Tetrahedron* **2004**, *60*, 3813. For a variation involving a borate complex, see Zou, G.; Falck, J.R. *Tetrahedron Lett.* **2001**, *42*, 5817.

¹⁴²¹Chen, H.; Deng, M.-Z. *J. Org. Chem.* **2000**, *65*, 4444.

¹⁴²²Wiskur, S.L.; Lorte, A.; Fu, G.C. *J. Am. Chem. Soc.* **2004**, *126*, 82.

¹⁴²³Batey, R.A.; Thadani, A.N.; Smil, D.V.; Lough, A.J. *Synthesis* **2000**, 990; Batey R.A.; Thadani, A.N.; Smil, D.V. *Org. Lett.* **1999**, *1*, 1683; Batey, R.A.; Thadani, A.N.; Smil, D.V. *Tetrahedron Lett.* **1999**, *40*, 4289; Batey, R.A.; MacKay, D.B.; Santhakumar, V. *J. Am. Chem. Soc.* **1999**, *121*, 5075.

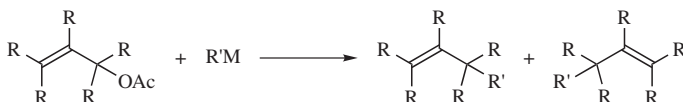
corresponding organoboranes and organoboronic acid derivatives. Potassium alkyltrifluoroborates undergo the palladium-catalyzed coupling reaction with arenediazonium tetrafluoroborates,¹⁴²⁴ diaryliodonium salts,¹⁴²⁵ aryl halides,¹⁴²⁶ as well as with aryl triflates. An example of the latter reaction converted **144** to diphenylmethane via coupling with phenyl triflate.¹⁴²⁷ Alkenyltrifluoroborates can be coupled to aryl halides.¹⁴²⁸



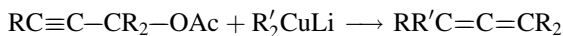
OS VII, 245; VIII, 295; X, 391.

10-60 Coupling of Organometallic Reagents With Carboxylic Esters

Alkyl-de-acyloxy-substitution



Several organometallic reagents react with allylic esters and carbonates to give the coupling product. Lithium dialkylcopper reagents couple with allylic acetates to give normal coupling products or those resulting from allylic rearrangement, depending on the substrate.¹⁴²⁹ A mechanism involving a σ -allylic copper(III) complex has been suggested.¹⁴³⁰ Silyl cuprates have also been used, with benzoate esters, to give allyl silanes.¹⁴³¹ Interestingly, allylic silanes have been coupled to acetates using $\text{B}(\text{C}_6\text{F}_5)_3$ ¹⁴³² or BF_3 .¹⁴³³ With propargyl substrates, the products are allenes.¹⁴³⁴



¹⁴²⁴Darses, S.; Michaud, G.; Genêt, J.-P. *Eur. J. Org. Chem.* **1999**, 1875; Darses, S.; Michaud, G.; Genêt, J.-P. *Tetrahedron Lett.* **1998**, 39, 5045; Darses, S.; Genêt, J.-P.; Brayer, J.-L.; Demoute, J.-P. *Tetrahedron Lett.* **1997**, 38, 4393.

¹⁴²⁵Xia, M.; Chen, Z.-C. *Synth. Commun.* **1999**, 29, 2457.

¹⁴²⁶Ishikura, M.; Agata, I.; Katagiri, N. *J. Heterocyclic Chem.* **1999**, 36, 873; Molander, G.A.; Biolatto, B. *Org. Lett.* **2002**, 4, 1867.

¹⁴²⁷Molander, G.A.; Ito, T. *Org. Lett.* **2001**, 3, 393.

¹⁴²⁸Molander, G.A.; Rivero, M.R. *Org. Lett.* **2002**, 4, 107.

¹⁴²⁹Rona, P.; Tökes, L.; Tremble, J.; Crabbé, P. *Chem. Commun.* **1969**, 43; Goering, H.L.; Kantner, S.S. *J. Org. Chem.* **1984**, 49, 422; Purpura, M.; Krause, N. *Eur. J. Org. Chem.* **1999**, 267.

¹⁴³⁰Goering, H.L.; Kantner, S.S.; Seitz Jr., E.P. *J. Org. Chem.* **1985**, 50, 5495.

¹⁴³¹Fleming, I.; Higgins, D.; Lawrence, N.J.; Thomas, A.P. *J. Chem. Soc. Perkin Trans. 1* **1992**, 3331.

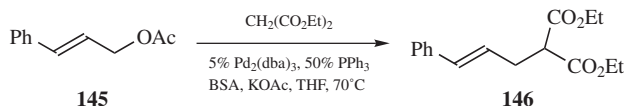
¹⁴³²Rubin, M.; Gevorgyan, V. *Org. Lett.* **2001**, 3, 2705. For a reaction of a propargyl ester ($-\text{O}_2\text{CCH}_2\text{Cl}$) with an allylic silane and a catalytic amount of $\text{B}(\text{C}_6\text{F}_5)_3$, see Schwier, T.; Rubin, M.; Gevorgyan, V. *Org. Lett.* **2004**, 6, 1999.

¹⁴³³Smith, D.M.; Tran, M.B.; Woerpel, K.A. *J. Am. Chem. Soc.* **2003**, 125, 14149; Ayala, L.; Lucero, C.G.; Romero, J.A.C.; Tabacco, S.A.; Woerpel, K.A. *J. Am. Chem. Soc.* **2003**, 125, 15521.

¹⁴³⁴Crabbé, P.; Barreiro, E.; Dollat, J.; Luche, J. *J. Chem. Soc., Chem. Commun.* **1976**, 183, and references cited therein.

Allenes are also obtained when propargyl acetates are treated with methylmagnesium iodide.¹⁴³⁵ Lithium dialkylcopper reagents also give normal coupling products with enol acetates of β -dicarbonyl compounds.¹⁴³⁶ It is also possible to carry out the coupling of allylic acetates with Grignard reagents, if catalytic amounts of cuprous salts are present.¹⁴³⁷ With this method yields are better and regioselectivity can be controlled by a choice of cuprous salts.

Allylic, benzylic, and cyclopropylmethyl acetates couple with trialkylaluminums,¹⁴³⁸ and allylic acetates couple with aryl and vinylic tin reagents, in the presence of a palladium catalyst¹⁴³⁹ (see below). Allylic acetates can be symmetrically coupled by treatment with $\text{Ni}(\text{CO})_4$ (reaction **10-56**) or with Zn and a palladium-complex catalyst,¹⁴⁴⁰ or converted to unsymmetrical 1,5-dienes by treatment with an allylic stannane $\text{R}_2\text{C}=\text{CHCH}_2\text{SnR}_3$ in the presence of a palladium complex.¹⁴⁴¹ Aryl halides can be coupled to allylic acetates with $\text{CoBr}_2/\text{Mn}/\text{FeBr}_2$.¹⁴⁴² Lactones can be coupled at carbon by an alkylpalladium reagent in the presence of a silane¹⁴⁴³ or by a Grignard reagent with CuBr .¹⁴⁴⁴



The most common method now in the literature is the reaction of η^3 - π -allyl palladium complexes¹⁴⁴⁵ (see p. 117) with various nucleophiles,¹⁴⁴⁶ where the complex is obtained from allylic esters (acetate is the most common) or allylic

¹⁴³⁵Roumestant, M.; Gore, J. *Bull. Soc. Chim. Fr.* **1972**, 591, 598.

¹⁴³⁶Casey, C.P.; Marten, D.F. *Synth. Commun.* **1973**, 3, 321, *Tetrahedron Lett.* **1974**, 925. See also, Posner, G.H.; Brunelle, D.J. *J. Chem. Soc., Chem. Commun.* **1973**, 907; Kobayashi, S.; Takei, H.; Mukaiyama, T. *Chem. Lett.* **1973**, 1097.

¹⁴³⁷Paisley, S.D.; Schmitter, J.; Lesheski, L.; Goering, H.L. *J. Org. Chem.* **1989**, 54, 2369; Karlström, A.S.E.; Huerta, F.F.; Muezelaar, G.J.; Bäckvall, J.-E. *Synlett* **2001**, 923; Alexakis, A.; Malan, C.; Lea, L.; Benhaim, C.; Fournioux, X. *Synlett* **2001**, 927.

¹⁴³⁸Itoh, A.; Oshima, K.; Sasaki, S.; Yamamoto, H.; Hiyama, T.; Nozaki, H. *Tetrahedron Lett.* **1979**, 4751; Gallina, C. *Tetrahedron Lett.* **1985**, 26, 519; Tolstikov, G.A.; Dzhemilev, U.M. *J. Organomet. Chem.* **1985**, 292, 133; van Klaveren, M.; Persson, E.S.M.; del Villar, A.; Grove, D.M.; Bäckvall, J.-E.; van Koten, G. *Tetrahedron Lett.* **1995**, 36, 3059.

¹⁴³⁹Del Valle, L.; Stille, J.K.; Hegedus, L.S. *J. Org. Chem.* **1990**, 55, 3019. For another method, see Legros, J.; Fiaud, J. *Tetrahedron Lett.* **1990**, 31, 7453.

¹⁴⁴⁰Sasaoka, S.; Yamamoto, T.; Kinoshita, H.; Inomata, K.; Kotake, H. *Chem. Lett.* **1985**, 315.

¹⁴⁴¹Trost, B.M.; Keinan, E. *Tetrahedron Lett.* **1980**, 21, 2595.

¹⁴⁴²Gomes, P.; Gosmini, C.; Périchon, J. *Org. Lett.* **2003**, 5, 1043.

¹⁴⁴³Iwata, A.; Ohshita, J.; Tang, H.; Kunai, A.; Yamamoto, Y.; Matui, C. *J. Org. Chem.* **2002**, 67, 3927.

¹⁴⁴⁴Nelson, S.G.; Wan, Z.; Stan, M.A. *J. Org. Chem.* **2002**, 67, 4680.

¹⁴⁴⁵For a review of the use of η^3 -allylpalladium complexes to form C–C bonds, see Tsuji, J., in Hartley, F.R.; Patai, S. *The Chemistry of the Metal-Carbon Bond*, Vol. 3, Wiley, NY, **1985**, pp. 163–199.

¹⁴⁴⁶For a review related to synthetic applications see Trost, B.M.; Crawley, M.L. *Chem. Rev.* **2003**, 103, 2921. For a discussion of the mechanism see Tsurugi, K.; Nomura, N.; Aoi, K. *Tetrahedron Lett.* **2002**, 43, 469.

carbonates.¹⁴⁴⁷ The mechanism of such π -allyl palladium reactions has been discussed.¹⁴⁴⁸ A typical transformation is shown for the reaction of **145** with diethyl malonate, BSA and potassium acetate, which gives coupling product **146** in the presence of the palladium catalyst.¹⁴⁴⁹ This reaction is a variation of the basic transformation reported several years ago by Trost.¹⁴⁵⁰ Sulfone anions were also used as nucleophiles.¹⁴⁵¹ The palladium catalyst used, the reaction conditions, and the nature of the organometallic compounds varies widely. Although two allylic coupling products are possible via the π -allyl intermediate, attack at the less substituted position is generally favored. In most reported cases the R'M species is the anion of an active methylene compound (such as sodium, potassium or lithium dimethylmalonate) or Knoevenagel-type carbanions (**16–38**) or amino acid surrogates.¹⁴⁵² The use of chiral ligands¹⁴⁵³ or chiral additives that may act as ligands¹⁴⁵⁴

¹⁴⁴⁷For reviews, see Trost, B.M. *Angew. Chem. Int. Ed.* **1989**, *28*, 1173; *Aldrichimica Acta* **1981**, *14*, 43; *Acc. Chem. Res.* **1980**, *13*, 385; *Tetrahedron* **1977**, *33*, 2615; Tsuji, J.; Minami, I. *Acc. Chem. Res.* **1987**, *20*, 140; Tsuji, J. *Tetrahedron* **1986**, *42*, 4361, *Organic Synthesis with Palladium Compounds*, Springer, Berlin, **1981**, pp. 45, 125; Heck, R.F. *Palladium Reagents in Organic Synthesis*, Academic Press, NY, **1985**, pp. 130–166; Hegedus, L.S., in Buncler, E.; Durst, T. *Comprehensive Carbanion Chemistry*, Vol. 5, pt. B, Elsevier, NY, **1984**, pp. 30–44.

¹⁴⁴⁸Trost, B.M.; Strege, P.E.; Weber, L.; Fullerton, T.J.; Dietsche, T.J. *J. Am. Chem. Soc.* **1978**, *100*, 3407; Organ, M.G.; Miller, M.; Konstantinou, Z. *J. Am. Chem. Soc.* **1998**, *120*, 9283; Trost, B.M.; Toste, F.D. *J. Am. Chem. Soc.* **1999**, *121*, 4545

¹⁴⁴⁹Poli, G.; Giambastiani, G.; Mordini, A. *J. Org. Chem.* **199**, *64*, 2962.

¹⁴⁵⁰Trost, B.M.; Weber, L.; Strege, P.E.; Fullerton, T.J.; Dietsche, T.J. *J. Am. Chem. Soc.* **1978**, *100*, 3416, 3426. These papers include a discussion of the mechanism of this reaction.

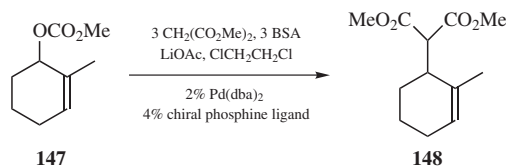
¹⁴⁵¹Manchand, P.S.; Wong, H.S.; Blount, J.F. *J. Org. Chem.* **1978**, *43*, 4769.

¹⁴⁵²Nakoji, M.; Kanayama, T.; Okino, T.; Takemoto, Y. *Org. Lett.* **2001**, *3*, 3329.

¹⁴⁵³For example see Kodama, H.; Taiji, T.; Ohta, T.; Furukawa, I. *Tetrahedron Asymmetry* **2000**, *11*, 4009; Gong, L.; Chen, G.; Mi, A.; Jiang, Y.; Fu, F.; Cui, X.; Chan, A.S.C. *Tetrahedron Asymmetry* **2000**, *11*, 4297; Mino, T.; Shiotsuki, M.; Yamamoto, N.; Suenaga, T.; Sakamoto, M.; Fujita, T.; Yamashita, M. *J. Org. Chem.* **2001**, *66*, 1795; Zhang, R.; Yu, L.; Xu, L.; Wang, Z.; Ding, K. *Tetrahedron Lett.* **2001**, *42*, 7659; Arena, C.G.; Drommi, D.; Faraone, F. *Tetrahedron Asymmetry* **2000**, *11*, 4753; Kang, J.; Lee, J.H.; Choi, J.S. *Tetrahedron Asymmetry* **2001**, *12*, 33; Mino, T.; Tanaka, Y.; Sakamoto, M.; Fujita, T. *Tetrahedron Asymmetry* **2001**, *12*, 2435; Hu, X.; Dai, H.; Hu, X.; Chen, H.; Wang, J.; Bai, C.; Zheng, Z. *Tetrahedron Asymmetry* **2002**, *13*, 1687; Tollabi, M.; Framery, E.; Goux-Henry, C.; Sinou, D. *Tetrahedron Asymmetry* **2003**, *14*, 3329; Boaz, N.W.; Ponaskik, Jr., J.A.; Large, S.E.; Debenham, S.D. *Tetrahedron Asymmetry* **2004**, *15*, 2151.

¹⁴⁵⁴Rabeyrin, C.; Nguefack, C.; Sinou, D. *Tetrahedron Lett.* **2000**, *41*, 7461; Jansat, S.; Gómez, M.; Muller, G.; Diéguez, M.; Aghmiz, A.; Claver, C.; Masdeu-Bultó, A.M.; Flores-Santos, L.; Martin, E.; Maestro, M.A.; Mahía, J. *Tetrahedron Asymmetry* **2001**, *12*, 1469; Fukuda, T.; Takehara, A.; Iwao, M. *Tetrahedron Asymmetry* **2001**, *12*, 2793; Abrunhosa, I.; Gulea, M.; Levillain, J.; Masson, S. *Tetrahedron Asymmetry* **2001**, *12*, 2851; Stranne, R.; Moberg, C. *Eur. J. Org. Chem.* **2001**, 2191; Mancheño, O.G.; Priego, J.; Cabera, S.; Arrayás, R.G.; Llamas, T.; Carretero, J.C. *J. Org. Chem.* **2003**, *68*, 3679; Molander, G.A.; Burke, J.P.; Carroll, P.J. *J. Org. Chem.* **2004**, *69*, 8062; Hou, X.-L.; Sun, N. *Org. Lett.* **2004**, *6*, 4399; Jin, M.-J.; Kim, S.-H.; Lee, S.-J.; Kim, Y.-M. *Tetrahedron Lett.* **2002**, *43*, 7409; Okuyama, Y.; Nakano, H.; Takahashi, K.; Hongo, H.; Kubuto, C. *Chem. Commun.* **2003**, 524; Chen, G.; Li, X.; Zhang, H.; Gong, L.; Mi, A.; Cui, X.; Jiang, Y.; Choi, M.C.K.; Chan, A.S.C. *Tetrahedron Asymmetry* **2002**, *13*, 809; Kloetzing, R.J.; Lotz, M.; Knochel, P. *Tetrahedron Asymmetry* **2003**, *14*, 255; Nakano, H.; Yokayama, J.-i.; Koizumi, Y.; Fujita, R.; Hongo, H. *Tetrahedron Asymmetry* **2003**, *14*, 2361; Mercier, F.; Brebion, F.; Dupont, R.; Mathey, F. *Tetrahedron Asymmetry* **2003**, *14*, 3137.

lead to asymmetric induction in the coupling product.¹⁴⁵⁵ Enolate anions (see **10–68**) have also been used.¹⁴⁵⁶ This transformation has been done in ionic liquids¹⁴⁵⁷ and ionic liquids have been used as additives in catalytic amounts in other solvents.¹⁴⁵⁸ Palladium nanoparticles have been used to catalyze the reaction.¹⁴⁵⁹ Other nucleophiles can be used to displace allylic acetates.¹⁴⁶⁰ S_N2' reactions with allylic acetates have been reported.¹⁴⁶¹ Benzoate esters have been used successfully in lieu of the acetate.¹⁴⁶² Catalyst systems other than palladium have been used for this reaction with allylic acetates.¹⁴⁶³



As mentioned above, a common variation is to replace the acetate leaving group with a carbonate ($-\text{OCO}_2\text{R}$), where methyl carbonate ($-\text{OCO}_2\text{Me}$) is most common.¹⁴⁶⁴ A typical reaction is the transformation of **147** to **148**,¹⁴⁶⁵ where the use of a chiral ligand led to modest asymmetric induction. As with allylic acetates, chiral ligands and chiral additives led to asymmetric induction.¹⁴⁶⁶ A variety of active methylene compounds can be used as nucleophiles,¹⁴⁶⁷ including enolate anions.¹⁴⁶⁸ Other nucleophiles can be used to

¹⁴⁵⁵For a review, see Consiglio, G.; Waymouth, R.M. *Chem. Rev.* **1989**, 89, 257.

¹⁴⁵⁶Braun, M.; Laicher, F.; Meier, T. *Angew. Chem. Int. Ed.* **2000**, 39, 3494.

¹⁴⁵⁷For a reaction in bmim BF₄, 1-butyl-3-methylimidazolium tetrafluoroborate, see Chen, W.; Xu, L.; Chatterton, C.; Xiao, J. *Chem. Commun.* **1999**, 1247.

¹⁴⁵⁸Sato, Y.; Yoshino, T.; Mori, M. *Org. Lett.* **2003**, 5, 31.

¹⁴⁵⁹Jansat, S.; Gómez, M.; Philippot, K.; Muller, G.; Guiu, E.; Claver, C.; Castillón, S.; Chaudret, B. *J. Am. Chem. Soc.*, **2004**, 126, 1592.

¹⁴⁶⁰**NaN(CHO)₂**: Wang, Y.; Ding, K. *J. Org. Chem.* **2001**, 66, 3238. **Indene**: Hayashi, T.; Suzuka, T.; Okada, A.; Kawatsura, M. *Tetrahedron Asymmetry* **2004**, 15, 545.

¹⁴⁶¹Belelie, J.L.; Chong, J.M. *J. Org. Chem.* **2002**, 67, 3000.

¹⁴⁶²Krafft, M.E.; Sugiura, M.; Abboud, K.A. *J. Am. Chem. Soc.* **2001**, 123, 9174.

¹⁴⁶³**Pt**: Blacker, A.J.; Clarke, M.L.; Loft, M.S.; Mahon, M.F.; Humphries, M.E.; Williams, J.M.J. *Chem. Eur. J.* **2000**, 6, 353. **Ir**: Kinoshita, N.; Marx, K.H.; Tanaka, K.; Tsubaki, K.; Kawabata, T.; Yoshikai, N.; Nakamura, E.; Fuji, K. *J. Org. Chem.* **2004**, 69, 7960; Bartels, B.; García-Yebra, C.; Helmchen, G. *Eur. J. Org. Chem.* **2003**, 1097. **Ru**: Renaud, J.-L.; Bruneau, C.; Demerseman, B. *Synlett* **2003**, 408.

¹⁴⁶⁴For a $-\text{OCO}_2\text{Ph}$ leaving group, see Ito, K.; Kashiwagi, R.; Hayashi, S.; Uchida, T.; Katsuki, T. *Synlett* **2001**, 284.

¹⁴⁶⁵Hamada, Y.; Sakaguchi, K.-e.; Hatano, K.; Hara, O. *Tetrahedron Lett.* **2001**, 42, 1297.

¹⁴⁶⁶Kuwano, R.; Kondo, Y.; Matsuyama, Y. *J. Am. Chem. Soc.* **2003**, 125, 12104; Faller, J.W.; Wilt, J.C. *Tetrahedron Lett.* **2004**, 45, 7613.

¹⁴⁶⁷**Amide esters**: Kazmaier, U.; Zumpe, F.L. *Angew. Chem. Int. Ed.* **1999**, 38, 1468.

¹⁴⁶⁸You, S.-L.; Hou, X.-L.; Dai, L.-X.; Zhu, X.-Z. *Org. Lett.* **2001**, 3, 149; Evans, P.A.; Leahy, D.K. *J. Am. Chem. Soc.* **2003**, 125, 7882; Evans, P.A.; Lawler, M.J. *J. Am. Chem. Soc.* **2004**, 126, 8642. For a reaction of a silyl enol ether, see Muraoka, T.; Matsuda, I.; Itoh, K. *Tetrahedron Lett.* **2000**, 41, 8807.

displace allylic carbonates,¹⁴⁶⁹ often in conjunction with chiral ligands to give the product with enantioselectivity. Polymer-supported phosphine ligands have been used successfully.¹⁴⁷⁰ Catalyst systems other than palladium have been used for this reaction with allylic carbonates.¹⁴⁷¹

Intramolecular cyclization is possible when the active methylene compound and an allylic acetate or carbonate is incorporated into the same molecule.¹⁴⁷²

Allylic phosphonates have been used as substrates for displacement by higher order cuprates¹⁴⁷³ (see **10-58**) or dialkylzinc reagents.¹⁴⁷⁴

10-61 Coupling of Organometallic Reagents With Esters of Sulfates, Sulfoxides, Sulfones, Nitro, and Acetals

Alkyl-de-sulfonyl and de-sulfonyloxy-substitution, and so on; **Alkyl-de-alkoxy-substitution**, and so on; **Alkyl-de-nitration**, and so on.



Leaving groups other than halide, esters or carbonate, or sulfonate esters are sometimes used. Sulfates, sulfonates, and epoxides give the expected products. The reaction of sodium sulfonates and alkyl halides in ionic liquids have been reported.¹⁴⁷⁵ Acetals can behave as substrates, one OR group being replaced by ZCHZ' in a reaction similar to **10-64**.¹⁴⁷⁶ Ortho esters behave similarly, but the product loses R'OH to give an enol ether.¹⁴⁷⁷ The SO₂Ph group of allylic sulfones can

¹⁴⁶⁹**Aryllithium reagents:** Evans, P.A.; Uruguchi, D. *J. Am. Chem. Soc.* **2003**, *125*, 7158. **Alkoxides:** Evans, P.A.; Leahy, D.K.; Sliker, L.M. *Tetrahedron Asymmetry* **2003**, *14*, 3613. **Phenoxide anions:** Evans, P.A.; Leahy, D.K. *J. Am. Chem. Soc.* **2000**, *122*, 5012; López, F.; Ohmura, T.; Hartwig, J.F. *J. Am. Chem. Soc.* **2003**, *125*, 3426. **Secondary amines:** Matsushima, Y.; Onitsuka, K.; Kondo, T.; Mitsudo, T.-A.; Takahashi, S. *J. Am. Chem. Soc.* **2001**, *123*, 10405. **Primary amines:** Ohmura, T.; Hartwig, J.F. *J. Am. Chem. Soc.* **2002**, *124*, 15164. **N-Lithio-sulfonamides:** Evans, P.A.; Robinson, J.E.; Baum, E.W.; Fazal, A.N. *J. Am. Chem. Soc.* **2002**, *124*, 8782. **C-Alkylation with an indole:** Bandini, M.; Melloni, A.; Umani-Ronchi, A. *Org. Lett.* **2004**, *6*, 3199. **Michael addition of conjugated esters:** Muraoka, T.; Matsuda, I.; Itoh, K. *J. Am. Chem. Soc.* **2000**, *122*, 9552.

¹⁴⁷⁰Uozumi, Y.; Shibatomi, K. *J. Am. Chem. Soc.* **2001**, *123*, 2919.

¹⁴⁷¹**Ruthenium:** Trost, B.M.; Fraise, P.L.; Ball, Z.T. *Angew. Chem. Int. Ed.* **2002**, *41*, 1059. **Molybdenum:** Glorius, F.; Pfaltz, A. *Org. Lett.* **1999**, *1*, 141; Malkov, A.V.; Spoor, P.; Vinader, V.; Kočovský, P. *Tetrahedron Lett.* **2001**, *42*, 509. **Iridium:** Alexakis, A.; Polet, D. *Org. Lett.* **2004**, *6*, 3529; Lee, P.H.; Sung, S.-y.; Lee, K.; Chang, S. *Synlett* **2002**, 146.

¹⁴⁷²Castañó, A.M.; Méndez, M.; Ruano, M.; Echavarren, A.M. *J. Org. Chem.* **2001**, *66*, 589. See also, Zhang, Q.; Lu, X.; Han, X. *J. Org. Chem.* **2001**, *66*, 7676.

¹⁴⁷³Belelie, J.L.; Chong, J.M. *J. Org. Chem.* **2001**, *66*, 5552.

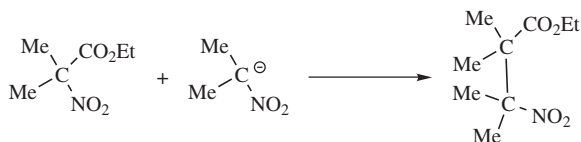
¹⁴⁷⁴Kacprzynski, M.A.; Hoveyda, A.H. *J. Am. Chem. Soc.* **2004**, *126*, 10676.

¹⁴⁷⁵In bmim BF₄, 1-butyl-3-methylimidazolium tetrafluoroborate: Hu, Y.; Chen, Z.-C.; Le, Z.-G.; Zheng, Q.G. *Synth. Commun.* **2004**, *34*, 4031.

¹⁴⁷⁶Yufit, S.S.; Krasnaya, Zh.A.; Levchenko, T.S.; Kucherov, V.F. *Bull. Acad. Sci. USSR Div. Chem. Sci.* **1967**, 123; Aleskerov, M.A.; Yufit, S.S.; Kucherov, V.F. *Bull. Acad. Sci. USSR Div. Chem. Sci.* **1972**, 21, 2279.

¹⁴⁷⁷For a review, see DeWolfe, R.H. *Carboxylic Ortho Acid Derivatives*, Academic Press, NY, **1970**, pp. 231–266.

be a leaving group if a palladium(0) complex is present.¹⁴⁷⁸ The NR₂ group from Mannich bases, such as RCOCH₂CH₂NR₂, can also act as a leaving group in this reaction (elimination–addition mechanism, p. 474). A nitro group can be displaced¹⁴⁷⁹ from α -nitro esters, ketones, nitriles, and α,α -dinitro compounds,¹⁴⁸⁰ and even from simple tertiary nitro compounds of the form R₃CNO₂¹⁴⁸¹ or ArR₂CNO₂¹⁴⁸² by salts of nitroalkanes, for example,



These reactions take place by SET mechanisms.¹⁴⁸³ However, with α -nitro sulfones it is the sulfone group that is displaced, rather than the nitro group.¹⁴⁸⁴ The SO₂R group of allylic sulfones can be replaced by CHZZ' (C=CCH₂–SO₂R → C=CCH₂–CHZZ') if an Mo(CO)₆ catalyst is used.¹⁴⁸⁵

tert-Butylsulfones react with organolithium reagents, in the presence of a catalytic amount of iron complex, to give coupling.¹⁴⁸⁶ In this case, the *t*-BuSO₂ unit becomes a “leaving group.” A sulfoxide was a “leaving group” in the cyclization of a carboxylic acid contain a sulfoxide unit at C-4. Treatment with phenyliodonium bis(trifluoroacetate) gave the five-membered ring lactone.¹⁴⁸⁷ Similar displacement of TolSO₂ was observed with tolylsulfones and diethylzinc.¹⁴⁸⁸ Biaryl can be prepared by the reaction of diarylsulfones and arylmagnesium halides, in the presence of a nickel catalyst.¹⁴⁸⁹

Phosphonic esters, ROPO(OR)₂, react with allylic Grignard reagents to give the coupling product.¹⁴⁹⁰

OS I, 471; II, 47, 360; VII, 351; VIII, 97, 471.

¹⁴⁷⁸Trost, B.M.; Schmuft, N.R.; Miller, M.J. *J. Am. Chem. Soc.* **1980**, *102*, 5979.

¹⁴⁷⁹For reviews, see Kornblum, N., in Patai, S. *The Chemistry of Functional Groups, Supplement F*, pt. 1, Wiley, NY, **1982**, pp. 361–393; Kornblum, N. *Angew. Chem. Int. Ed.* **1975**, *14*, 734. For reviews of aliphatic S_N reactions in which NO₂ is a leaving group, see Tamura, R.; Kamimura, A.; Ono, N. *Synthesis* **1991**, 423; Kornblum, N., in Feuer, H.; Nielsen, A.T. *Nitro Compounds: Recent Advances in Synthesis and Chemistry*, VCH, NY, **1990**, pp. 46–85.

¹⁴⁸⁰Kornblum, N.; Kelly, W.J.; Kestner, M.M. *J. Org. Chem.* **1985**, *50*, 4720.

¹⁴⁸¹Kornblum, N.; Erickson, A.S. *J. Org. Chem.* **1981**, *46*, 1037.

¹⁴⁸²Kornblum, N.; Carlson, S.C.; Widmer, J.; Fifolt, M.J.; Newton, B.N.; Smith, R.G. *J. Org. Chem.* **1978**, *43*, 1394.

¹⁴⁸³For a review of the mechanism, see Beletskaya, I.P.; Drozd, V.N. *Russ. Chem. Rev.* **1979**, *48*, 431. See also, Kornblum, N.; Wade, P.A. *J. Org. Chem.* **1987**, *52*, 5301; Bowman, W.R. *Chem. Soc. Rev.* **1988**, *17*, 283; Ref. 1479.

¹⁴⁸⁴Kornblum, N.; Boyd, S.D.; Ono, N. *J. Am. Chem. Soc.* **1974**, *96*, 2580.

¹⁴⁸⁵Trost, B.M.; Merlic, C.A. *J. Org. Chem.* **1990**, *55*, 1127.

¹⁴⁸⁶Jin, L.; Julia, M.; Verpeaux, J.N. *Synlett* **1994**, 215.

¹⁴⁸⁷Casey, M.; Manage, A.C.; Murphy, P.J. *Tetrahedron Lett.* **1992**, *33*, 965.

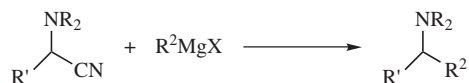
¹⁴⁸⁸Dahmen, S.; Bräse, S. *J. Am. Chem. Soc.* **2002**, *124*, 5940.

¹⁴⁸⁹Cho, C.-H.; Yun, H.-S.; Park, K. *J. Org. Chem.* **2003**, *68*, 3017.

¹⁴⁹⁰Yanagisawa, A.; Hibino, H.; Nomura, N.; Yamamoto, H. *J. Am. Chem. Soc.* **1993**, *115*, 5879.

10-62 The Bruylants Reaction

Alkyl-de-cyanation



The *Bruylants reaction* is the reaction of an aminonitrile with a Grignard reagent to give a substituted amine.¹⁴⁹¹ This reaction is most often used for the preparation of aliphatic amines via aliphatic Grignard reagents. In a few cases, vinylic Grignard reagents can be used to prepare allylic amines.¹⁴⁹² The use of AgBF₄ to convert amino nitriles to the corresponding iminium ion facilitates the Bruylants reaction with vinylic Grignard reagents.¹⁴⁹³

Displacement of a cyano group in α -cyanoketones is possible. Treatment of the α -cyanoketone with SmI₂ followed by addition of an excess of allyl bromide gave the α -allyl ketone derivative.¹⁴⁹⁴ α -Cyano amines react with allyl bromide and then zinc metal to give homoallylic amines after treatment with dilute acetic acid in THF.¹⁴⁹⁵

10-63 Coupling Involving Alcohols

De-hydroxyl-coupling



In some cases, it is possible to couple an alcohol with an organometallic compound. Allylic alcohols are coupled with alkylmagnesium bromides in the presence of Ti(OiPr)₄, for example.¹⁴⁹⁶ Allylic alcohols can be coupled with arylboronic acids in ionic liquid solvent and a rhodium catalyst.¹⁴⁹⁷ The palladium-catalyzed reaction of active methylene compounds with allylic alcohols¹⁴⁹⁸ or benzylic alcohols¹⁴⁹⁹ is also known. The coupling of an alcohol to the α -carbon of a ketone

¹⁴⁹¹Bruylants, P. *Bull. Soc. Chem. Belg.* **1924**, 33, 467.

¹⁴⁹²Ahlbrecht, H.; Dollinger, H. *Synthesis* **1985**, 743; Trost, B.M.; Spagnol, M.D. *J. Chem. Soc., Perkin Trans. 1* **1995**, 2083.

¹⁴⁹³Agami, C.; Couty, F.; Evano, G. *Org. Lett.* **2000**, 2, 2085.

¹⁴⁹⁴Zhu, J.-L.; Shia, K.-S.; Liu, H.-J. *Tetrahedron Lett.* **1999**, 40, 7055.

¹⁴⁹⁵Bernardi, L.; Bonini, B.F.; Capitò, E.; Dessole, G.; Fochi, M.; Comes-Franchini, M.; Ricci, A. *Synlett* **2003**, 1778.

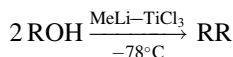
¹⁴⁹⁶Kulinkovich, O.G.; Epstein, O.L.; Isakov, V.E.; Khmel'nitskaya, E.A. *Synlett* **2001**, 49.

¹⁴⁹⁷Kabalka, G.W.; Dong, G.; Venkataish, B. *Org. Lett.* **2003**, 5, 893.

¹⁴⁹⁸Manabe, K.; Kobayashi, S. *Org. Lett.* **2003**, 5, 3241; Kinoshita, H.; Shinokubo, H.; Oshima, K. *Org. Lett.* **2004**, 6, 4085; Horino, Y.; Naito, M.; Kimura, M. Tanaka, S.; Tamaru, Y. *Tetrahedron Lett.* **2001**, 42, 3113.

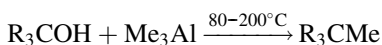
¹⁴⁹⁹Bisaro, F.; Prestat, G.; Vitale, M.; Poli, G. *Synlett* **2002**, 1823.

(RCOMe + R'OH) to give a β -substituted alcohol (RCH(OH)CH₂R') is possible in the presence of a ruthenium catalyst.¹⁵⁰⁰

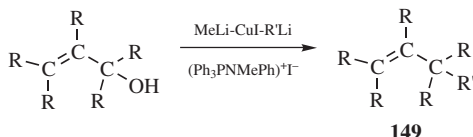


Allylic or benzylic alcohols can be symmetrically coupled¹⁵⁰¹ by treatment with methylolithium and titanium trichloride at -78°C ¹⁵⁰² or by refluxing with TiCl₃ and LiAlH₄.¹⁵⁰³ When the substrate is an allylic alcohol, the reaction is not regioselective, but a mixture of normal coupling and allylically rearranged products is found. A free-radical mechanism is involved.¹⁵⁰⁴ The TiCl₃-LiAlH₄ reagent can also convert 1,3-diols to cyclopropanes, provided that at least one phenyl is present.¹⁵⁰⁵

Tertiary alcohols react with trimethylaluminum at 80–200°C to give methylation.¹⁵⁰⁶ The presence of side products from elimination and rearrangement, as well as the lack of stereospecificity,¹⁵⁰⁷ indicate an



S_N1 mechanism. The reaction can also be applied to primary and secondary alcohols if these contain an aryl group in the α position. Higher trialkylaluminums are far less suitable, because reduction competes with alkylation (see also, reactions of Me₃Al with ketones, **16-24**, and with carboxylic acids, **16-82**). The compound Me₂TiCl₂ also reacts with tertiary alcohols in the same way.¹⁵⁰⁸ Allylic alcohols couple with a reagent prepared from MeLi, CuI, and R'Li in the presence of (Ph₃PNMePh)⁺ I⁻ to give alkenes, such as **149**, that are products of allylic rearrangement.¹⁵⁰⁹



¹⁵⁰⁰Cho, C.S.; Kim, B.T.; Kim, T.-J.; Shim, S.C. *J. Org. Chem.* **2001**, *66*, 9020.

¹⁵⁰¹For a review, see Lai, Y. *Org. Prep. Proceed. Int.* **1980**, *12*, 363, pp. 377–388.

¹⁵⁰²Sharpless, K.B.; Hanzlik, R.P.; van Tamelen, E.E. *J. Am. Chem. Soc.* **1968**, *90*, 209.

¹⁵⁰³McMurry, J.E.; Silvestri, M.G.; Fleming, M.P.; Hoz, T.; Grayston, M.W. *J. Org. Chem.* **1978**, *43*, 3249.

For another method, see Nakanishi, S.; Shundo, T.; Nishibuchi, T.; Otsuji, Y. *Chem. Lett.* **1979**, 955.

¹⁵⁰⁴van Tamelen, E.E.; Åkermark, B.; Sharpless, K.B. *J. Am. Chem. Soc.* **1969**, *91*, 1552.

¹⁵⁰⁵Baumstark, A.L.; McCloskey, C.J.; Tolson, T.J.; Syriopoulos, G.T. *Tetrahedron Lett.* **1977**, 3003; Walborsky, H.M.; Murati, M.P. *J. Am. Chem. Soc.* **1980**, *102*, 426.

¹⁵⁰⁶Meisters, A.; Mole, T. *J. Chem. Soc., Chem. Commun.* **1972**, 595; Harney, D.W.; Meisters, A.; Mole, T. *Aust. J. Chem.* **1974**, *27*, 1639.

¹⁵⁰⁷Salomon, R.G.; Kochi, J.K. *J. Org. Chem.* **1973**, *38*, 3715.

¹⁵⁰⁸Reetz, M.T.; Westermann, J.; Steinbach, R. *J. Chem. Soc., Chem. Commun.* **1981**, 237.

¹⁵⁰⁹Tanigawa, Y.; Ohta, H.; Sonoda, A.; Murahashi, S. *J. Am. Chem. Soc.* **1978**, *100*, 4610; Goering, H.L.; Tseng, C.C. *J. Org. Chem.* **1985**, *50*, 1597. For another procedure, see Yamamoto, Y.; Maruyama, K. *J. Organomet. Chem.* **1978**, *156*, C9.

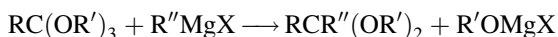
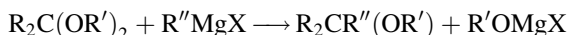
The reaction gives good yields with primary, secondary, and tertiary alcohols, and with alkyl and aryllithium reagents.¹⁵¹⁰ Allylic alcohols also couple with certain Grignard reagents¹⁵¹¹ in the presence of a nickel complex to give both normal products and the products of allylic rearrangement.

Allenic alcohols couple with allyl indium reagents at 140°C to give allylic alcohol products.¹⁵¹² Similarly, ω-hydroxy lactones couple with organoindium reagents.¹⁵¹³ Phenols react with vinyl boronates and a copper catalyst to give aryl vinyl ethers.¹⁵¹⁴

Alcohols react with allylsilanes, in the presence of an InCl₃¹⁵¹⁵ or InBr₃¹⁵¹⁶ catalyst to give the corresponding coupling product (R₂CHOH → R₂CH—CH₂CH=CH₂).

10-64 Coupling of Organometallic Reagents With Compounds Containing the Ether Linkage¹⁵¹⁷

Alkyl-de-alkoxy-substitution



Acetals,¹⁵¹⁸ ketals, and ortho esters¹⁵¹⁹ react with Grignard reagents to give, respectively, ethers and acetals (or ketals). The latter can be hydrolyzed to aldehydes or ketones (**10-6**). This procedure is a way of converting a halide R''X (which may be alkyl, aryl, vinylic, or alkynyl) to an aldehyde R''CHO, increasing the length of the carbon chain by one carbon (see also, **10-76**). The ketone synthesis generally gives lower yields. Acetals, including allylic acetals, also give this reaction with organo-copper compounds and BF₃.¹⁵²⁰ Dihydropyrans react with Grignard reagents in the

¹⁵¹⁰For the allylation of benzylic alcohols, see Cella, J.A. *J. Org. Chem.* **1982**, *47*, 2125.

¹⁵¹¹Buckwalter, B.L.; Burfitt, I.R.; Felkin, H.; Joly-Goudket, M.; Naemura, K.; Salomon, M.F.; Wenkert, E.; Wovkulich, P.M. *J. Am. Chem. Soc.* **1978**, *100*, 6445; Felkin, H.; Joly-Goudket, M.; Davies, S.G. *Tetrahedron Lett.* **1981**, *22*, 1157; Consiglio, G.; Morandini, F.; Piccolo, O. *J. Am. Chem. Soc.* **1981**, *103*, 1846, and references cited therein. For a review, see Felkin, H.; Swierczewski, G. *Tetrahedron* **1975**, *31*, 2735. For other procedures, see Mukaiyama, T.; Imaoka, M.; Izawa, T. *Chem. Lett.* **1977**, 1257; Fujisawa, T.; Iida, S.; Yukizaki, H.; Sato, T. *Tetrahedron Lett.* **1983**, *24*, 5745.

¹⁵¹²Araki, S.; Usui, H.; Kato, M.; Butsugan, Y. *J. Am. Chem. Soc.* **1996**, *118*, 4699.

¹⁵¹³Bernardelli, P.; Paquette, L.A. *J. Org. Chem.* **1997**, *62*, 8284.

¹⁵¹⁴McKinley, N.F.; O'Shea, D.F. *J. Org. Chem.* **2004**, *69*, 5087.

¹⁵¹⁵Yasuda, M.; Saito, T.; Ueba, M.; Baba, A. *Angew. Chem. Int. Ed.* **2004**, *43*, 1414.

¹⁵¹⁶Kim, S.H.; Shin, C.; Pae, A.N.; Koh, H.Y.; Chang, M.H.; Chung, B.Y.; Cho, Y.S. *Synthesis* **2004**, 1581.

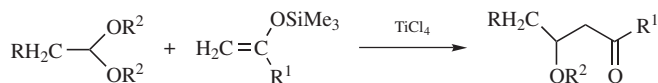
¹⁵¹⁷For a review, see Trofimov, B.A.; Korostova, S.E. *Russ. Chem. Rev.* **1975**, *44*, 41.

¹⁵¹⁸For a review of coupling reactions of acetals, see Mukaiyama, T.; Murakami, M. *Synthesis* **1987**, 1043. For a discussion of the mechanism, see Abell, A.D.; Massy-Westropp, R.A. *Aust. J. Chem.* **1985**, *38*, 1031. For a list of substrates and reagents, with references, see Larock, R.C. *Comprehensive Organic Transformations*, 2nd ed., Wiley-VCH, NY, **1999**, pp. 934–942.

¹⁵¹⁹For a review of the reaction with ortho esters, see DeWolfe, R.H. *Carboxylic Ortho Acid Derivatives*, Academic Press, NY, **1970**, pp. 44–45, 224–230.

¹⁵²⁰Normant, J.F.; Alexakis, A.; Ghribi, A.; Mangeny, P. *Tetrahedron* **1989**, *45*, 507; Alexakis, A.; Mangeny, P.; Ghribi, A.; Marek, I.; Sedrani, R.; Guir, C.; Normant, J.F. *Pure Appl. Chem.* **1988**, *60*, 49.

presence of a nickel catalyst.¹⁵²¹ Acetals also undergo substitution when treated with silyl enol ethers or allylic silanes, with a Lewis acid catalyst,¹⁵²² for example,



ω -Etoxy lactams react with Grignard reagents to give ω -substituted lactams.¹⁵²³ Tertiary amines can be prepared by the reaction of amino ethers with Grignard reagents,¹⁵²⁴ ($\text{R}_2\text{NCH}_2\text{-OR}' + \text{R}^2\text{MgX} \rightarrow \text{R}_2\text{NCH}_2\text{-R}^2$) or with lithium dialkylcopper reagents.¹⁵²⁵

Ordinary ethers are not cleaved by Grignard reagents (in fact, diethyl ether and THF are the most common solvents for Grignard reagents), although more active organometallic compounds often do cleave them.¹⁵²⁶ Oxetanes have been opened with organolithium reagents and $\text{BF}_3 \cdot \text{OEt}_2$ ¹⁵²⁷ and also with excess lithium metal with a biphenyl catalyst.¹⁵²⁸ Allylic ethers can be cleaved by Grignard reagents in THF if CuBr is present.¹⁵²⁹ The reaction takes place either with or without allylic rearrangement.¹⁵³⁰ Propargylic ethers give allenes.¹⁵³¹ Vinylic ethers can also be cleaved by Grignard reagents in the presence of a catalyst, in this case, a nickel complex.¹⁵³² Silyl enol ethers $\text{R}_2\text{C}=\text{CROSiMe}_3$ behave similarly.¹⁵³³ Bicyclic benzofurans can be opened by dialkylzinc reagents in the presence of a palladium catalyst.¹⁵³⁴

¹⁵²¹Ducoux, J.-P.; LeMénez, P.; Kunesch, N.; Wenkert, E. *J. Org. Chem.* **1993**, *58*, 1290.

¹⁵²²See Mori, I.; Ishihara, K.; Flippen, L.A.; Nozaki, K.; Yamamoto, H.; Bartlett, P.A.; Heathcock, C.H. *J. Org. Chem.* **1990**, *55*, 6107, and references cited therein.

¹⁵²³Wei, Z.Y.; Knaus, E.E. *Org. Prep. Proceed. Int.* **1993**, *25*, 255.

¹⁵²⁴For example, see Miginiac, L.; Mauzé, B. *Bull. Soc. Chim. Fr.* **1968**, 2544; Eisele, G.; Simchen, G. *Synthesis* **1978**, 757; Kapnang, H.; Charles, G. *Tetrahedron Lett.* **1983**, *24*, 1597; Morimoto, T.; Takahashi, T.; Sekiya, M. *J. Chem. Soc., Chem. Commun.* **1984**, 794; Mesnard, D.; Miginiac, L. *J. Organomet. Chem.* **1989**, *373*, 1. See also, Bourhis, M.; Bosc, J.; Golse, R. *J. Organomet. Chem.* **1983**, *256*, 193.

¹⁵²⁵Germon, C.; Alexakis, A.; Normant, J.F. *Bull. Soc. Chim. Fr.* **1984**, II-377.

¹⁵²⁶For a review of the reactions of ethers with Grignard Reagents, see Kharasch, M.S.; Reinmuth, O. *Grignard Reactions of Nonmetallic Substances*, Prentice-Hall, Englewood Cliffs, NJ, **1954**, pp. 1013–1045.

¹⁵²⁷Bach, T.; Eilers, F. *Eur. J. Org. Chem.* **1998**, 2161.

¹⁵²⁸Rama, K.; Pasha, M.A. *Tetrahedron Lett.* **2000**, *41*, 1073.

¹⁵²⁹Commercon, A.; Bourgain, M.; Delaumeny, M.; Normant, J.F.; Villieras, J. *Tetrahedron Lett.* **1975**, 3837; Claesson, A.; Olsson, L. *J. Chem. Soc., Chem. Commun.* **1987**, 621.

¹⁵³⁰Normant, J.F.; Commercon, A.; Gendreau, Y.; Bourgain, M.; Villieras, J. *Bull. Soc. Chim. Fr.* **1979**, II-309; Gendreau, Y.; Normant, J.F. *Tetrahedron* **1979**, *35*, 1517; Calo, V.; Lopez, L.; Pesce, G. *J. Chem. Soc. Perkin Trans. 1* **1988**, 1301. See also, Valverde, S.; Bernabé, M.; Garcia-Ochoa, S.; Gómez, A.M. *J. Org. Chem.* **1990**, *55*, 2294.

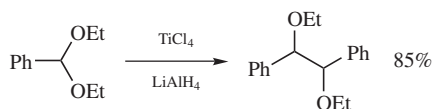
¹⁵³¹Alexakis, A.; Marek, I.; Mangeney, P.; Normant, J.F. *Tetrahedron Lett.* **1989**, *30*, 2387; *J. Am. Chem. Soc.* **1990**, *112*, 8042.

¹⁵³²Wenkert, E.; Michelotti, E.L.; Swindell, C.S.; Tingoli, M. *J. Org. Chem.* **1984**, *49*, 4894; Kocięński, P.; Dixon, N.J.; Wadman, S. *Tetrahedron Lett.* **1988**, *29*, 2353.

¹⁵³³Hayashi, T.; Katsuro, Y.; Kumada, M. *Tetrahedron Lett.* **1980**, *21*, 3915.

¹⁵³⁴Lauens, M.; Renaud, J.-L.; Hiebert, S. *J. Am. Chem. Soc.* **200**, *122*, 1804.

Certain acetals and ketals can be dimerized in a reaction similar to **10-56** by treatment with $\text{TiCl}_4\text{--LiAlH}_4$, for example,¹⁵³⁵




Also see, **10-65**.

OS II, 323; III, 701. Also see, OS V, 431.

10-65 The Reaction of Organometallic Reagents With Epoxides

3(OC)-seco-Alkyl-de-alkoxy-substitution



The reaction between Grignard reagents or organolithium reagents and epoxides is very valuable and is often used to increase the length of a carbon chain by two carbons.¹⁵³⁶ The Grignard reagent may be aromatic or aliphatic, although tertiary Grignard reagents give low yields. As expected for an $\text{S}_{\text{N}}2$ process, attack is at the less substituted carbon. With allylic Grignard reagents, the addition of a catalytic amount of $\text{Yb}(\text{OTf})_3$ facilitated alkylation.¹⁵³⁷ Organolithium reagents,¹⁵³⁸ in the presence of chiral additives lead to the 2-substituted alcohol with good enantioselectivity. Similar reaction with a chiral Schiff base gave the same type of product, with excellent enantioselectivity.¹⁵³⁹

Lithium dialkylcopper reagents also give the reaction,¹⁵⁴⁰ as do higher order cuprates,¹⁵⁴¹ often producing higher yields. They have the additional advantage that they do not react with ester, ketone, or carboxyl groups so that the epoxide ring of epoxy esters, ketones, and carboxylic acids can be selectively attacked, often

¹⁵³⁵Ishikawa, H.; Mukaiyama, T. *Bull. Chem. Soc. Jpn.* **1978**, *51*, 2059.

¹⁵³⁶For a review, see Kharasch, M.S.; Reinmuth, O. *Grignard Reactions of Nonmetallic Substances*, Prentice-Hall, Englewood Cliffs, NJ, **1954**, pp. 961–1012. For a thorough discussion, see Schaap, A.; Arens, J.F. *Recl. Trav. Chim. Pays-Bas* **1968**, *87*, 1249. For improved procedures, see Huynh, C.; Derguini-Boumechal, F.; Linstumelle, G. *Tetrahedron Lett.* **1979**, 1503; Schrupf, G.; Grätz, W.; Meinecke, A.; Fellenberger, K. *J. Chem. Res. (S)* **1982**, 162.

¹⁵³⁷Likhar, P.R.; Kumar, M.P.; Bandyopadhyay, A.K. *Tetrahedron Lett.* **2002**, *43*, 3333.

¹⁵³⁸Harder, S.; van Lenthe, J.H.; van Eikkema Hommes, N.J.R.; Schleyer, P.v.R. *J. Am. Chem. Soc.* **1994**, *116*, 2508; Alexakis, A.; Vrancken, E.; Mangeney, P. *Synlett*, **1998**, 1165; Hodgson, D.M.; Stent, M.A.H.; Štefane, B.; Wilson, F.X. *Org. Biomol. Chem.* **2003**, *1*, 1139; Hodgson, D.M.; Maxwell, C.R.; Miles, T.J.; Paruch, E.; Stent, M.A.H.; Matthews, I.R.; Wilson, F.X.; Witherington, J. *Angew. Chem. Int. Ed.* **2002**, *41*, 4313.

¹⁵³⁹Oguni, N.; Miyagi, Y.; Itoh, K. *Tetrahedron Lett.* **1998**, *39*, 9023.

¹⁵⁴⁰For examples of the use of this reactions, see Posner, G.H. *An Introduction to Synthesis Using Organocopper Reagents*, Wiley, NY, **1980**, pp. 103–113. See also, Lipshutz, B.H.; Kozlowski, J.; Wilhelm, R.S. *J. Am. Chem. Soc.* **1982**, *104*, 2305; Blanchot-Courtois, V.; Hanna, I. *Tetrahedron Lett.* **1992**, *33*, 8087.

¹⁵⁴¹Chauret, D.C.; Chong, J.M. *Tetrahedron Lett.* **1993**, *34*, 3695.

in a regioselective manner.¹⁵⁴² The use of BF_3 increases the reactivity of R_2CuLi , enabling it to be used with thermally unstable epoxides.¹⁵⁴³ Lithium diaminocyanocuprates have also been used.¹⁵⁴⁴

The reaction has also been performed with other organometallic compounds.¹⁵⁴⁵ Trialkylaluminum reagents open epoxides with delivery of the alkyl group to carbon.¹⁵⁴⁶ In the presence of a Lewis acid catalyst, such as BF_3 , alkylation can occur at the more substituted carbon.¹⁵⁴⁷ Friedel–Crafts type alkylation (see **11-11**) is possible when an aromatic compounds reacts with an epoxide and AlCl_3 .¹⁵⁴⁸ Epoxides reaction with allyl bromide in the presence of indium metal, with the expected delivery of allyl to the less substituted carbon being the major product.¹⁵⁴⁹ Other organometallic reagents can be used.¹⁵⁵⁰ When a substituted epoxide was treated with CO , $\text{BF}_3 \cdot \text{OEt}_2$ and a cobalt catalyst, carbonylation occurred and the final product was a β -lactone.¹⁵⁵¹ Similar β -lactone forming reactions were reported using substituted epoxides, CO and a metal compound– BF_3 complex.¹⁵⁵² Five-membered ring lactams were also formed from substituted epoxides using $\text{BF}_3 \cdot \text{OEt}_2$ followed by treatment with KHF_2 .¹⁵⁵³ An interesting variation reacted an epoxy acetate (acetoxo at the 3-position relative to the first epoxy carbon) with $\text{Cp}_2\text{TiCl}_2/\text{Zn}$, and the product was an allylic alcohol where the epoxide ring was opened with loss of the acetoxo group.¹⁵⁵⁴

¹⁵⁴²Johnson, C.R.; Herr, R.W.; Wieland, D.M. *J. Org. Chem.* **1973**, *38*, 4263; Hartman, B.C.; Livinghouse, T.; Rickborn, B. *J. Org. Chem.* **1973**, *38*, 4346; Hudrlik, P.F.; Peterson, D.; Rona, R.J. *J. Org. Chem.* **1975**, *40*, 2263; Chong, J.M.; Sharpless, K.B. *Tetrahedron Lett.* **1985**, *26*, 4683; Chong, J.M.; Cyr, D.R.; Mar, E.K. *Tetrahedron Lett.* **1987**, *28*, 5009; Larchevêque, M.; Petit, Y. *Tetrahedron Lett.* **1987**, *28*, 1993.

¹⁵⁴³See, for example, Alexakis, A.; Jachiet, D.; Normant, J.F. *Tetrahedron* **1986**, *42*, 5607.

¹⁵⁴⁴Yamamoto, Y.; Asao, N.; Meguro, M.; Tsukada, N.; Nemoto, H.; Sadayori, N.; Wilson, J.G.; Nakamura, H. *J. Chem. Soc., Chem. Commun.* **1993**, 1201.

¹⁵⁴⁵For lists of organometallic reagents that react with epoxides, see Wardell, J.L.; Paterson, E.S. in Hartley, F.R.; Patai, S. *The Chemistry of the Metal–Carbon Bond*, Vol. 2; Wiley, NY, **1985**, pp. 307–310; Larock, R.C. *Comprehensive Organic Transformations*, 2nd ed., Wiley-VCH, NY, **1999**, pp. 1045–1063.

¹⁵⁴⁶Schneider, C.; Brauner, J. *Eur. J. Org. Chem.* **2001**, 4445; Sasaki, M.; Tanino, K.; Miyashita, M. *J. Org. Chem.* **2001**, *66*, 5388; Sasaki, M.; Tanino, K.; Miyashita, M. *Org. Lett.* **2001**, *3*, 1765; Shanmugam, P.; Miyashita, M. *Org. Lett.* **2003**, *5*, 3265 (formation of *O*-silyl ether product). For the reaction in an ionic liquid see Zhou, H.; Campbell, E.J.; Nguyen, S.T. *Org. Lett.* **2001**, *3*, 2229.

¹⁵⁴⁷For an example, see Zhao, H.; Pagenkopf, B.L. *Chem. Commun.* **2003**, 2592.

¹⁵⁴⁸Lin, J.; Kanazaki, S.; Kashino, S.; Tsuboi, S. *Synlett* **2002**, 899.

¹⁵⁴⁹Yadav, J.S.; Anjaneyulu, S.; Ahmed, Md.M.; Subba Reddy, B.V. *Tetrahedron Lett.* **2001**, *42*, 2557; Oh, B.K.; Cha, J.H.; Cho, Y.S.; Choi, K.I.; Koh, H.Y.; Chang, M.H.; Pae, A.N. *Tetrahedron Lett.* **2003**, *44*, 2911; Hirashita, T.; Mitsui, K.; Hayashi, Y.; Araki, S. *Tetrahedron Lett.* **2004**, *45*, 9189. For a reaction using palladium nanoparticles see Jiang, N.; Hu, Q.; Reid, C.S.; Ou, Y.; Li, C.J. *Chem. Commun.* **2003**, 2318.

¹⁵⁵⁰**Ba**: Yasue, K.; Yanagisawa, A.; Yamamoto, H. *Bull. Chem. Soc. Jpn.* **1997**, *70*, 493. **Mn**: Tang, J.; Yorimitsu, H.; Kakiya, H.; Inoue, R.; Shinokubo, H.; Oshima, K. *Tetrahedron Lett.* **1997**, *38*, 9019. **Sn**: Yadav, J.S.; Reddy, B.V.S.; Satheesh, G. *Tetrahedron Lett.* **2003**, *44*, 6501. **Zn**: Equey, O.; Vrancken, E.; Alexakis, A. *Eur. J. Org. Chem.* **2004**, 2151.

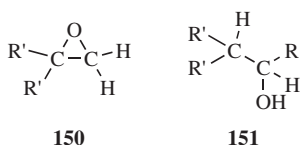
¹⁵⁵¹Lee, J.T.; Thomas, P.J.; Apler, H. *J. Org. Chem.* **2001**, *66*, 5424.

¹⁵⁵²Getzler, Y.D.Y.L.; Mahadevan V.; Lobkovsky, E.B.; Coates, G.W. *J. Am. Chem. Soc.* **2002**, *124*, 1174; Schmidt, J.A.R.; Mahadevan, V.; Getzler, Y.D.Y.L.; Coates, G.W. *Org. Lett.* **2004**, *6*, 373.

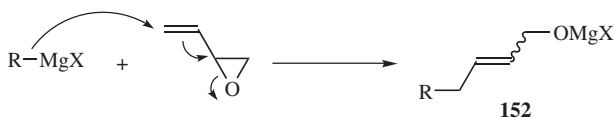
¹⁵⁵³Movassaghi, M.; Jacobsen, E.N. *J. Am. Chem. Soc.* **2002**, *124*, 2456.

¹⁵⁵⁴Bermejo, F.; Sandoval, C. *J. Org. Chem.* **2004**, *69*, 5275.

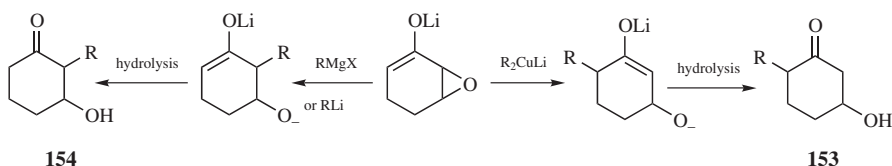
In the presence of a scandium catalyst, chiral allylic boranes open epoxides at the less substituted position to generate chiral, homoallylic alcohols.¹⁵⁵⁵



When *gem*-disubstituted epoxides (**150**) are treated with Grignard reagents (and sometimes other epoxides), the product may be **151**, that is, the new alkyl group may appear on the same carbon as the OH. In such cases, the epoxide is isomerized to an aldehyde or a ketone before reacting with the Grignard reagent. Halohydrins are often side products.



When the substrate is a vinylic epoxide,¹⁵⁵⁶ Grignard reagents generally give a mixture of the normal product and the product of allylic rearrangement (**152**).¹⁵⁵⁷ Butyllithium reacted with a difluoroalkylidene epoxide ($\text{F}_2\text{C}=\text{CR}$ -epoxide) and $\text{S}_{\text{N}}2'$ displacement gave alkylation at the difluoro carbon and opened the epoxide.¹⁵⁵⁸ The latter often predominates. In the case of R_2CuLi ,¹⁵⁵⁹ acyclic substrates give mostly allylic rearrangement ($\text{S}_{\text{N}}2'$).¹⁵⁵⁶ The double bond of the “vinylic” epoxide can be part of an enolate anion. In this case, R_2CuLi give exclusive allylic rearrangement ($\text{S}_{\text{N}}2'$) to **153** after hydrolysis, while Grignard and organolithium reagents opened the epoxide directly ($\text{S}_{\text{N}}2$) to give **154** after hydrolysis.¹⁵⁶⁰



¹⁵⁵⁵Lautens, M.; Maddess, M.L.; Sauer, E.L.O.; Oulet, S.G. *Org. Lett.* **2002**, *4*, 83.

¹⁵⁵⁶For a list of organometallic reagents that react with vinylic epoxides, with references, see Larock, R.C. *Comprehensive Organic Transformations*, 2nd ed., Wiley-VCH, NY, **1999**, pp. 244–250.

¹⁵⁵⁷Anderson, R.J. *J. Am. Chem. Soc.* **1970**, *92*, 4978; Johnson, C.R.; Herr, R.W.; Wieland, D.M. *J. Org. Chem.* **1973**, *38*, 4263; Marshall, J.A.; Trometer, J.D.; Cleary, D.G. *Tetrahedron* **1989**, *45*, 391.

¹⁵⁵⁸Ueki, H.; Chiba, T.; Yamazaki, T.; Kitazume, T. *J. Org. Chem.* **2004**, *69*, 7616.


¹⁵⁵⁹For a review of the reactions of vinylic epoxides with organocopper reagents, see Marshall, J.A. *Chem. Rev.* **1989**, *89*, 1503.

¹⁵⁶⁰Wender, P.A.; Erhardt, J.M.; Letendre, L.J. *J. Am. Chem. Soc.* **1981**, *103*, 2114.

An organometallic equivalent that opens epoxides is a hydrosilane, for example, Me_3SiH , and carbon monoxide, catalyzed by dicobalt octacarbonyl:¹⁵⁶¹ See **10-55** for other coupling reactions with organosilanes. Silyl enol ethers react with epoxides in a related reaction, but a Lewis acid, such as TiCl_4 , is required.¹⁵⁶²

OS I, 306; VII, 501; VIII, 33, 516; X, 297.

10-66 Reaction of Organometallics With Aziridines



Aziridines have been opened by organometallic reagents to give amines.¹⁵⁶³ Although less reactive than epoxides, it is also possible to open aziridines¹⁵⁶⁴ with organometallic reagents particularly when there is a *N*-sulfonyl group such as tosyl (formally making it a sulfonamide). Grignard reagents react with *N*-tosyl 2-phenylaziridine to give the corresponding *N*-tosylamine.¹⁵⁶⁵ Organocuprates (**10-58**) reaction with *N*-alkylaziridines to give the corresponding amine.¹⁵⁶⁶ *N*-Tosyl aziridines have also been opened with enolate anions, which led to a pyrroline derivative,¹⁵⁶⁷ and with $\text{Me}_2\text{S}=\text{CHCO}_2\text{Et}$ (see **16-46**) to generate a *N*-tosyl azetidine.¹⁵⁶⁸ In a Friedel–Crafts type reaction (**11-11**), aziridines react with benzene, in the presence of $\text{In}(\text{OTf})_3$, to give the β -aryl amine.¹⁵⁶⁹ Allylic alcohols open *N*-tosylaziridines with KSF–Montmorillonite clay.¹⁵⁷⁰

Aziridines react with nucleophiles other than carbon nucleophiles. In the presence of TBAF, trimethylsilyl azide react with *N*-tosylaziridines to give the azido *N*-tosylamine.¹⁵⁷¹ *N*-Benzylic aziridines are opened by trimethylsilyl azide in the presence of a chromium catalyst.¹⁵⁷² Acetic anhydride reacts with *N*-tosylaziridines, in the presence of PBU_3 , to give the *N*-tosylamino acetate.¹⁵⁷³ *N*-Tosylaziridines react with InCl_3 to give the chloro *N*-tosylamine.¹⁵⁷⁴

¹⁵⁶¹Murai, T.; Kato, S.; Murai, T.; Toki, T.; Suzuki, S.; Sonoda, N. *J. Am. Chem. Soc.* **1984**, *106*, 6093.

¹⁵⁶²Lalić, G.; Petrovski, Ž.; Galonić, D.; Matović, R.; Saičić, R.N. *Tetrahedron* **2001**, *57*, 583.

¹⁵⁶³See, for example Eis, M.J.; Ganem, B. *Tetrahedron Lett.* **1985**, *26*, 1153; Onistschenko, A.; Buchholz, B.; Stamm, H. *Tetrahedron* **1987**, *43*, 565.

¹⁵⁶⁴Crotti, P.; Favero, L.; Gardelli, C.; Macchia, F.; Pineschi, M. *J. Org. Chem.* **1995**, *60*, 2514.

¹⁵⁶⁵Toshimitsu, A.; Abe, H.; Hirose, C.; Tamao, K. *J. Chem. Soc. Perkin Trans. 1* **1994**, 3465; Müller, P.; Nury, P. *Org. Lett.* **1999**, *1*, 439; Müller, P.; Nury, P. *Helv. Chim. Acta* **2001**, *84*, 662.

¹⁵⁶⁶Penkett, C.S.; Simpson, I.D. *Tetrahedron Lett.* **2001**, *42*, 1179.

¹⁵⁶⁷Lygo, B. *Synlett*, **1993**, 764.

¹⁵⁶⁸Nadir, U.K.; Arora, A. *J. Chem. Soc. Perkin Trans. 1* **1995**, 2605.

¹⁵⁶⁹Saidi, M.R.; Azizi, N.; Naimi-Jamal, M.R. *Tetrahedron Lett.* **2001**, *42*, 8111.

¹⁵⁷⁰Yadav, J.S.; Reddy, B.V.S.; Balanarsaiah, E.; Raghavendra, S. *Tetrahedron Lett.* **2002**, *43*, 5105.

¹⁵⁷¹Wu, J.; Hou, X.-L.; Dai, L.-X. *J. Org. Chem.* **2000**, *65*, 1344.

¹⁵⁷²Li, Z.; Fernández, M.; Jacobsen, E.N. *Org. Lett.* **1999**, *1*, 1611.

¹⁵⁷³Fan, R.-H.; Hou, X.-L. *Tetrahedron Lett.* **2003**, *44*, 4411.

¹⁵⁷⁴Yadav, J.S.; Subba Reddy, B.V.; Kumar, G.M. *Synlett* **2001**, 1417.

10-67 Alkylation at a Carbon Bearing an Active Hydrogen**Bis(ethoxycarbonyl)methyl-de-halogenation**, and so on.

The metal-catalyzed displacement of allylic acetates and carbonates (**10-60**) clearly falls in to this category. However, this section will focus on the more general reaction of active methylene compounds with substrates bearing a leaving group, not necessarily allylic substrates or metal catalyzed. When compounds contain two or three strong electron-withdrawing groups on a carbon atom bearing a proton (the so-called α -proton), that proton is more acidic than compounds without such groups (p. 252). Treatment with a suitable base (a base that has a conjugate acid with a pK_a greater than the α -proton) removes the α -proton and generates the corresponding enolate anion (**10-68**). These enolate anions react as carbon nucleophiles and attack alkyl halides, resulting in their alkylation.¹⁵⁷⁵ Both Z and Z' may be COOR', CHO, COR',¹⁵⁷⁶ CONR', COO⁻, CN,¹⁵⁷⁷ NO₂, SOR', SO₂R',¹⁵⁷⁸ SO₂OR', SO₂NR'₂ or similar groups.¹⁵⁷⁹ Some commonly used bases are sodium ethoxide and potassium *tert*-butoxide, each in its respective alcohol as solvent. With particularly acidic compounds (e.g., β -diketones—Z, Z' = COR'), sodium hydroxide in water or aqueous alcohol or acetone, or even sodium carbonate,¹⁵⁸⁰ is a strong enough base for the reaction. If at least one Z group is COOR', saponification is a possible side reaction. In addition to the groups listed above, Z may also be phenyl, but if two phenyl groups are on the same carbon, the acidity is less than in the other cases and a stronger base must be used. However, the reaction can be successfully carried out with diphenylmethane with NaNH₂ as the base.¹⁵⁸¹ If the solvent used in the reaction is acidic enough to protonate either the enolate anion or the base, an equilibrium will be established leading to only small amounts of the enolate anion (thermodynamic conditions). Such aprotic solvents include

¹⁵⁷⁵For discussions of reactions **10-67** and **10-68**, see House, H.O. *Modern Synthetic Reactions*, 2nd ed., W. A. Benjamin, NY, **1972**, pp. 492–570, 586–595; Carruthers, W. *Some Modern Methods of Organic Synthesis* 3rd ed., Cambridge University Press, Cambridge, **1986**, pp. 1–26.

¹⁵⁷⁶For a reaction using *n*-Bu₄NF as the base in aq. THF, see Christoffers, J. *Synth. Commun.* **1999**, 29, 117.

¹⁵⁷⁷For reviews of the reactions of malononitrile CH₂(CN)₂, see Fatiadi, A.J. *Synthesis* **1978**, 165, 241; Freeman, F. *Chem. Rev.* **1969**, 69, 591.

¹⁵⁷⁸For a review of compounds with two SO₂R groups on the same carbon (*gem*-disulfones), see Neplyuev, V.M.; Bazarova, I.M.; Lozinskii, M.O. *Russ. Chem. Rev.* **1986**, 55, 883.

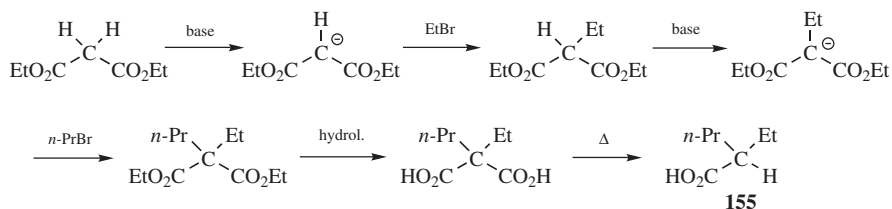
¹⁵⁷⁹For lists of examples, with references, see Larock, R.C. *Comprehensive Organic Transformations*, 2nd ed., Wiley-VCH, NY, **1999**, pp. 1522–1527 *ff.*, 1765–1769.

¹⁵⁸⁰See, for example, Fedoryński, M.; Wojciechowski, K.; Matacz, Z.; Makosza, M. *J. Org. Chem.* **1978**, 43, 4682.

¹⁵⁸¹Murphy, W.S.; Hamrick, Jr., P.J.; Hauser, C.R. *Org. Synth.* V. 523.

water, alcohols, or amines. In general, solvents that do not contain an acidic proton (aprotic solvents) are used, but protic solvents can be used in some cases. The use of polar aprotic solvents (e.g., DMF or DMSO) markedly increases the rate of alkylation,¹⁵⁸² but also increases the extent of alkylation at the oxygen rather than the carbon with highly reactive species such as iodomethane (p. 513). In general, enolate anions such as those described here react with alkyl halides via *C*-alkylation, although trialkylsilyl halides and anhydrides tend to react via *O*-alkylation. Phase-transfer catalysis has also been used,¹⁵⁸³ and the use of chiral phase transfer catalysts led to enantioselectivity in the alkylated product.¹⁵⁸⁴ The reaction is successful for primary and secondary alkyl, allylic (with allylic rearrangement possible), and benzylic RX, but fails for tertiary halides, since these undergo elimination under the reaction conditions (see, however, p. 625). Various functional groups may be present in RX as long as they are not sensitive to base. Side reactions that may cause problems are the above-mentioned competing *O*-alkylation, elimination (if the enolate anion is a strong enough base), and dialkylation.

With substrates, such as ZCH_2Z' , it is possible to alkylate twice. Initial removal of the proton with a base followed by alkylation of the resulting enolate anion with RX, can be followed by subsequent removal of the proton from $ZCHRZ'$ and then alkylation with the same or a different RX. An important example of this reaction is the *malonic ester synthesis*, in which both Z groups are COOEt. The product can be hydrolyzed and decarboxylated (**12-40**) to give a carboxylic acid. An illustration is the preparation of 2-ethylpentanoic acid (**155**) from malonic ester. A variation of this alkylation sequence employs 1,2-dibromoethane as the alkylating agent, and subsequent treatment with DBU leads to incorporation of a vinyl group on the α -carbon.¹⁵⁸⁵ Another variation involved coupling of a dimalonate with an allylic carbonate (see **10-60**), using a polymer-supported palladium catalyst.¹⁵⁸⁶



It is obvious that many carboxylic acids of the formulas RCH_2COOH and $RR'CHCOOH$ can be synthesized by this method [for some other ways of preparing

¹⁵⁸²Zaugg, H.E.; Dunnigan, D.A.; Michaels, R.J.; Swett, L.R.; Wang, T.S.; Sommers, A.H.; DeNet, R.W. *J. Org. Chem.* **1961**, 26, 644; Johnstone, R.A.W.; Tuli, D.; Rose, M.E. *J. Chem. Res. (S)* **1980**, 283.

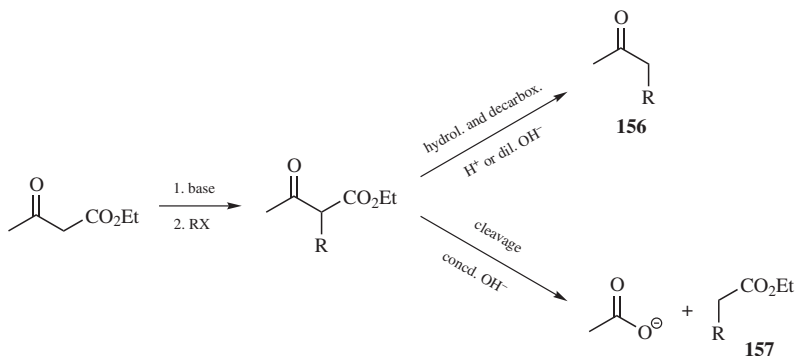
¹⁵⁸³See Sukhanov, N.N.; Trappel', L.N.; Chetverikov, V.P.; Yanovskaya, L.A. *J. Org. Chem. USSR* **1985**, 21, 2288; Tundo, P.; Venturello, P.; Angeletti, E. *J. Chem. Soc. Perkin Trans. 1* **1987**, 2159.

¹⁵⁸⁴Park, E.J.; Kim, M.H.; Kim, D.Y. *J. Org. Chem.* **2004**, 69, 6897.

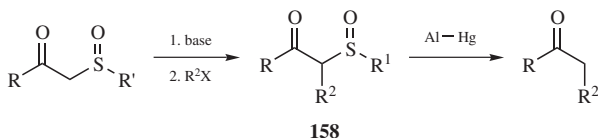
¹⁵⁸⁵Bunce, R.A.; Burns, S.E. *Org. Prep. Proceed. Int.* **1999**, 31, 99.

¹⁵⁸⁶Akiyama, R.; Kobayashi, S. *J. Am. Chem. Soc.* **2003**, 125, 3412.

such acids (see **10-70–10-73**]. Another important example is the *acetoacetic ester synthesis*, in which Z is COOEt and Z' is COCH₃. In this case, the product can be decarboxylated with acid or dilute base (**12-40**) to give a ketone (**156**) or cleaved with concentrated base (**12-43**) to give a carboxylic ester (**157**) and a salt of acetic acid. This reaction has been done in *tert*-butanol in the presence of alumina, *in vacuo*, to give the alkylated keto acid directly from the keto ester.¹⁵⁸⁷



Another way of preparing ketones involves alkylation¹⁵⁸⁸ of β -keto sulfoxides¹⁵⁸⁹ or sulfones,¹⁵⁹⁰ to give **158**.



The sulfoxide group in the product (**158**) is easily reduced (desulfurized, see p. \$\$\$) to give the ketone in high yields using aluminum amalgam or by electrolysis.¹⁵⁹¹ β -Keto sulfoxides, such as **158** or sulfones ($-\text{SO}_2-$), are easily prepared (**16-86**). When one group attached to the sulfur atom is chiral, the alkylation proceeds to with reasonable enantioselectivity.¹⁵⁹² Alkylation of α -nitrosulfones was reported, using photochemical conditions, $(\text{Me}_3\text{Sn})_2$ and a secondary iodide.¹⁵⁹³

Other examples of the reaction are the *cyanoacetic ester synthesis*, in which Z is COOEt and Z' is CN (as in the malonic ester synthesis, the product here can be hydrolyzed and decarboxylated), and the *Sorensen* method of amino acid synthesis, in which

¹⁵⁸⁷Bhar, S.; Chaudhuri, S.K.; Sahu, S.G.; Panja, C. *Tetrahedron* **2001**, *57*, 9011.

¹⁵⁸⁸For a review of the synthetic uses of β -keto sulfoxides, sulfones, and sulfides, see Trost, B.M. *Chem. Rev.* **1978**, *78*, 363. For a review of asymmetric synthesis with chiral sulfoxides, see Solladié, G. *Synthesis* **1981**, 185.

¹⁵⁸⁹Gassman, P.G.; Richmond, G.D. *J. Org. Chem.* **1966**, *31*, 2355. Such sulfoxides can be alkylated on the other side of the C=O group by the use of two moles of base: Kuwajima, I.; Iwasawa, H. *Tetrahedron Lett.* **1974**, 107.

¹⁵⁹⁰House, H.O.; Larson, J.K. *J. Org. Chem.* **1968**, *33*, 61; Kurth, M.J.; O'Brien, M.J. *J. Org. Chem.* **1985**, 3846.

¹⁵⁹¹Lamm, B.; Samuelsson, B. *Acta Chem. Scand.* **1969**, *23*, 691.

¹⁵⁹²Enders, D.; Harnying, W.; Vignola, N. *Eur. J. Org. Chem.* **2003**, 3939.

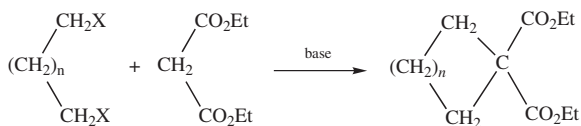
¹⁵⁹³Kim, S. Yoon, Y.-y.; Lim, C.J. *Synlett* **2000**, 1151.

the reaction is applied to *N*-acetylaminomalonic ester (EtOOC)₂CHNHCOCH₃. Hydrolysis and decarboxylation of the product in this case gives an α-amino acid. The amino group is also frequently protected by conversion to a phthalimido group.

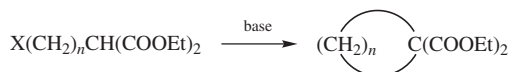
The reaction is not limited to Z—CH₂—Z' compounds. Other compounds have acidic CH hydrogens. Some examples are the methyl hydrogens of α-aminopyridines, the methyl hydrogens of ynamines of the form CH₃C≡CNR₂¹⁵⁹⁴ (the product in this case can be hydrolyzed to an amide RCH₂CH₂CONR₂), the CH₂ hydrogens of cyclopentadiene and its derivatives (p. 63), hydrogens connected to a triple-bond carbon (**10-74**), and the hydrogen of HCN (**10-75**) can also be removed with a base and the resulting ion alkylated (see also, **10-68** to **10-72**). α-Imino esters have been used since treatment with a strong base with a titanium catalyst followed by an aldehyde leads to hydroxy-amino-esters.¹⁵⁹⁵

Alkylation takes place at the most acidic position of a reagent molecule; for example, acetoacetic ester (CH₃COCH₂COOEt) is alkylated at the methylene and not at the methyl group, because the former is more acidic than the latter and hence gives up its proton to the base. However, if 2 equivalents of base are used, then not only is the most acidic proton removed, but also the second most acidic. Alkylation of this doubly charged anion (a dianion) occurs at the less acidic position, in this case the second most acidic position¹⁵⁹⁶ (see p. 513). The first and second ion pair acidities of β-diketones has been studied.¹⁵⁹⁷

When ω,ω'-dihalides are used, ring closures can be effected:¹⁵⁹⁸



This method has been used to close rings of from three ($n = 0$) to seven members, although five-membered ring closures proceed in highest yields. Another ring-closing method involves internal alkylation.¹⁵⁹⁹



¹⁵⁹⁴Corey, E.J.; Cane, D.E. *J. Org. Chem.* **1970**, *35*, 3405.

¹⁵⁹⁵Kanemasa, S.; Mori, T.; Wada, E.; Tatsukawa, A. *Tetrahedron Lett.* **1993**, *34*, 677. See Kotha, S.; Kuki, A. *Tetrahedron Lett.* **1992**, *33*, 1565 for a related reaction.

¹⁵⁹⁶For a list of references, see Larock, R.C. *Comprehensive Organic Transformations*, 2nd ed., Wiley-VCH, NY, **1999**, pp. 1540–1541. Also see, Lu, Y.-Q.; Li, C.-J. *Tetrahedron Lett.* **1996**, *37*, 471.

¹⁵⁹⁷Facchetti, A.; Streitwieser, A. *J. Org. Chem.* **2004**, *69*, 8345.

¹⁵⁹⁸Zefirov, N.S.; Kuznetsova, T.S.; Kozhushkov, S.I.; Surmina, L.S.; Rashchupkina, Z.A. *J. Org. Chem. USSR* **1983**, *19*, 474.

¹⁵⁹⁹For example, see Knipe, A.C.; Stirling, C.J.M. *J. Chem. Soc. B* **1968**, 67; Gosselck, J.; Winkler, A. *Tetrahedron Lett.* **1970**, 2437; Walborsky, H.M.; Murari, M.P. *Can. J. Chem.* **1984**, *62*, 2464. For a review of this method as applied to the synthesis of β-lactams, see Bose, A.K.; Manhas, M.S.; Chatterjee, B.G.; Abdulla, R.F. *Synth. Commun.* **1971**, *1*, 51. For a list of examples, see Larock, R.C. *Comprehensive Organic Transformations*, 2nd ed., Wiley-VCH, NY, **1999**, pp. 156–157, 165–166.

This method has been shown to be applicable to medium rings (10–14 members) without the use of high-dilution techniques.¹⁶⁰⁰

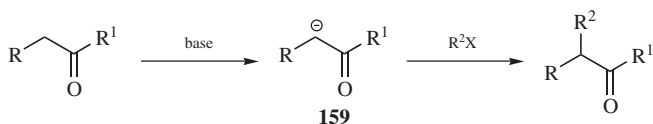
The mechanism of these reactions is usually S_N2 with inversion taking place at a chiral RX, although an SET¹⁶⁰¹ mechanism may be involved in certain cases,¹⁶⁰² especially where the nucleophile is an α-nitro carbanion¹⁶⁰³ and/or the substrate contains a nitro or cyano¹⁶⁰⁴ group. Tertiary alkyl groups can be introduced by an S_N1 mechanism if the ZCH₂Z' compound (not the enolate anion) is treated with a tertiary carbocation generated *in situ* from an alcohol or alkyl halide and BF₃ or AlCl₃,¹⁶⁰⁵ or with a tertiary alkyl perchlorate.¹⁶⁰⁶

Alkylation α to a nitro group can be achieved with the Katritzky pyrylium-pyridinium reagents.¹⁶⁰⁷ This reaction probably has a free-radical mechanism.¹⁶⁰⁸

OS I, 248, 250; II, 262, 279, 384, 474; III, 213, 219, 397, 405, 495, 705; IV, 10, 55, 288, 291, 623, 641, 962; V, 76, 187, 514, 523, 559, 743, 767, 785, 848, 1013; VI, 223, 320, 361, 482, 503, 587, 781, 991; VII, 339, 411; VIII, 5, 312, 381. See also, OS VIII, 235.

10-68 Alkylation of Ketones, Aldehydes, Nitriles, and Carboxylic Esters

α-Acylalkyl-de-halogenation, and so on



Ketones,¹⁶⁰⁹ nitriles,¹⁶¹⁰ and carboxylic esters¹⁶¹¹ can be alkylated in the α position in a reaction similar to 10-67.¹⁵⁶⁸ The pK_a of the proton α to the carbonyl or

¹⁶⁰⁰Deslongchamps, P.; Lamothe, S.; Lin, H. *Can. J. Chem.* **1984**, *62*, 2395; **1987**, *65*, 1298; Brillon, D.; Deslongchamps, P. *Can. J. Chem.* **1987**, *65*, 43, 56.

¹⁶⁰¹These SET mechanisms are often called S_{RN}1 mechanisms. See also, Ref. 96.

¹⁶⁰²Kornblum, N.; Michel, R.E.; Kerber, R.C. *J. Am. Chem. Soc.* **1966**, *88*, 5660, 5662; Russell, G.A.; Ros, F. *J. Am. Chem. Soc.* **1985**, *107*, 2506; Ashby, E.C.; Argyropoulos, J.N. *J. Org. Chem.* **1985**, *50*, 3274; Bordwell, F.G.; Harrelson, Jr., J.A. *J. Am. Chem. Soc.* **1989**, *111*, 1052.

¹⁶⁰³For a review of mechanisms with these nucleophiles, see Bowman, W.R. *Chem. Soc. Rev.* **1988**, *17*, 283.

¹⁶⁰⁴Kornblum, N.; Fifolt, M. *Tetrahedron* **1989**, *45*, 1311.

¹⁶⁰⁵For example, see Boldt, P.; Militzer, H. *Tetrahedron Lett.* **1966**, 3599; Crimmins, T.F.; Hauser, C.R. *J. Org. Chem.* **1967**, *32*, 2615; Boldt, P.; Militzer, H.; Thielecke, W.; Schulz, L. *Liebigs Ann. Chem.* **1968**, *718*, 101.

¹⁶⁰⁶Boldt, P.; Ludwig, A.; Militzer, H. *Chem. Ber.* **1970**, *103*, 1312.

¹⁶⁰⁷Katritzky, A.R.; Kashmiri, M.A.; Wittmann, D.K. *Tetrahedron* **1984**, *40*, 1501.

¹⁶⁰⁸Katritzky, A.R.; Chen, J.; Marson, C.M.; Maia, A.; Kashmiri, M.A. *Tetrahedron* **1986**, *42*, 101.

¹⁶⁰⁹For a review of the alkylation and acylation of ketones and aldehydes, see Caine, D., in Augustine, R.L. *Carbon–Carbon Bond Formation*, Vol. 1, Marcel Dekker, NY, **1979**, pp. 85–352.

¹⁶¹⁰For a review, see Arseniyadis, S.; Kyler, K.S.; Watt, D.S. *Org. React.* **1984**, *31*, 1. For a list of references, see Larock, R.C. *Comprehensive Organic Transformations*, 2nd ed., Wiley-VCH, NY, **1999**, pp. 1801–1808. See Taber, D.F.; Kong, S. *J. Org. Chem.* **1997**, *62*, 8575.

¹⁶¹¹For a review, see Petragnani, N.; Yonashiro, M. *Synthesis* **1982**, 521. For a list of references, see Larock, R.C. *Comprehensive Organic Transformations*, 2nd ed., Wiley-VCH, NY, **1999**, pp. 1724–1758ff.

CN is in the range of 19–25 (see p. 363), and a base that has a conjugate acid with a pK_a greater than that proton must be employed. Note that since only one activating group is present here, compared with two activating groups for the substrates in **10-67**, the pK_a of the α -proton is higher (a weaker acid) and a stronger base is required. Reaction of the α -proton with the base generates the key nucleophilic intermediate, an enolate anion (**159**). The most common bases¹⁶¹² are lithium diethylamide (Et_2NLi), lithium diisopropylamide [$(i\text{Pr})_2\text{NLi}$, LDA], $t\text{-BuOK}$, NaNH_2 , and KH . A combination of lithium hexamethyldisilazide [$\text{LiN}(\text{SiMe}_3)_2$] followed by MnBr_2 is also effective for alkylation of ketones.¹⁶¹³ The base lithium *N*-isopropyl-*N*-cyclohexylamide (LICA) is particularly successful for carboxylic esters¹⁶¹⁴ and nitriles.¹⁶¹⁵ Solid KOH in Me_2SO has been used to methylate ketones, in high yields.¹⁶¹⁶ Some of these bases are strong enough to convert the ketone, nitrile, or ester completely to its enolate anion conjugate base; others (especially $t\text{-BuOK}$) convert a significant fraction of the molecules. In the latter case, the aldol reaction (**16-34**) or Claisen condensation (**16-85**) may be side reactions, since both the free molecule and its conjugate base are present at the same time. It is therefore important to use a base strong enough to convert the starting compound completely. Both lactones¹⁶¹⁷ and lactams are similarly alkylated.¹⁶¹⁸ Protic solvents are generally not suitable because they protonate the base (though of course this is not a problem with a conjugate pair, such as $t\text{-BuOK}$ in $t\text{-BuOH}$). Some common solvents are 1,2-dimethoxyethane, THF, DMF, and liquid NH_3 . Phase-transfer catalysis has been used to alkylate many nitriles, as well as some esters and ketones.¹⁶¹⁹

Direct alkylation of aldehydes is difficult when bases, such as KOH and NaOMe , are used due to rapid aldol reaction (**16-34**), but aldehydes bearing only one α hydrogen have been alkylated with allylic and benzylic halides in good yields by the use of the base KH to prepare the potassium enolate,¹⁶²⁰ or in moderate yields, by the use of a phase-transfer catalyst.¹⁶²¹ Even the use of amide bases such as

¹⁶¹²For a list of some bases, with references, see Larock, R.C. *Comprehensive Organic Transformations*, 2nd ed., Wiley-VCH, NY, **1999**, pp. 1476–1479.

¹⁶¹³Reetz, M.T.; Haning, H. *Tetrahedron Lett.* **1993**, *34*, 7395.

¹⁶¹⁴Rathke, M.W.; Lindert, A. *J. Am. Chem. Soc.* **1971**, *93*, 2319; Bos, W.; Pabon, H.J.J. *Recl. Trav. Chim. Pays-Bas* **1980**, *99*, 141. See also, Cregge, R.J.; Herrmann, J.L.; Lee, C.S.; Richman, J.E.; Schlessinger, R.H. *Tetrahedron Lett.* **1973**, 2425.

¹⁶¹⁵Watt, D.S. *Tetrahedron Lett.* **1974**, 707.

¹⁶¹⁶Langhals, E.; Langhals, H. *Tetrahedron Lett.* **1990**, *31*, 859.

¹⁶¹⁷For a discussion of the stereochemistry of lactone alkylation see Ibrahim-Ouali, M.; Parrain, J.-L.; Santelli, M. *Org. Prep. Proceed. Int.* **1999**, *31*, 467. Enolate anions of β -lactones are subject to ring opening: see Mori, S.; Shindo, M. *Org. Lett.* **2004**, *6*, 3945.

¹⁶¹⁸Matsuo, J.-i.; Kobayashi, S.; Koga, K. *Tetrahedron Lett.* **1998**, *39*, 9723.

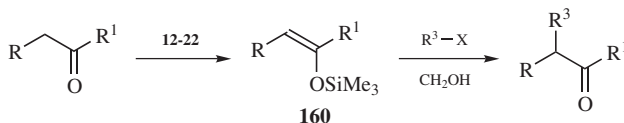
¹⁶¹⁹For reviews, see Makosza, M. *Russ. Chem. Rev.* **1977**, *46*, 1151; *Pure Appl. Chem.* **1975**, *43*, 439; Starks, C.M.; Liotta, C. *Phase Transfer Catalysis*, Academic Press, NY, **1978**, pp. 170–217; Weber, W.P.; Gokel, G.W. *Phase Transfer Catalysis in Organic Synthesis*, Springer, NY, **1977**, pp. 136–204.

¹⁶²⁰Groenewegen, F.; Kallenberg, H.; van der Gen, A. *Tetrahedron Lett.* **1978**, 491; Artaud, I.; Torossian, G.; Viout, P. *Tetrahedron* **1985**, *41*, 5031.

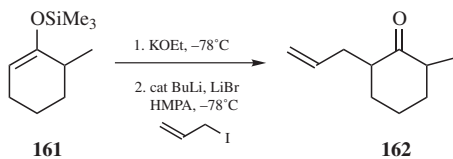
¹⁶²¹Dietl, H.K.; Brannock, K.C. *Tetrahedron Lett.* **1973**, 1273; Purohit, V.G.; Subramanian, R. *Chem. Ind. (London)* **1978**, 731; Buschmann, E.; Zeeh, B. *Liebigs Ann. Chem.* **1979**, 1585.

lithium diisopropylamide (LDA), lithium hexamethyldisilazide (LHMDS), or lithium tetramethylpiperidide (LTMP) to generate the enolate anion in an aprotic solvent, such as ether or THF, cannot preclude rapid aldol side reactions.

As in **10-67**, the alkyl halide that reacts with the enolate anion may be primary or secondary. Tertiary halides give elimination. Even primary and secondary halides give predominant elimination if the enolate anion is a strong enough base (e.g., the enolate anion from Me_3CCOMe).¹⁶²² Tertiary alkyl groups, as well as other groups that normally give $\text{S}_{\text{N}}1$ reactions, can be introduced if the reaction is performed on a silyl enol ether¹⁶²³ of a ketone, aldehyde, or ester (see **160**) with a Lewis acid catalyst.¹⁶²⁴ Tertiary alkyl fluorides were coupled to silyl enol ethers with $\text{BF}_3 \cdot \text{etherate}$.¹⁶²⁵ An interesting reaction reacted a methyl ketone, such as acetophenone (1-phenyl-1-ethanone) with tributylamine, in the presence of a ruthenium catalyst at 180°C , and the product resulted from C-alkylation (1-phenyl-1-hexanone).¹⁶²⁶ Note that tin enolates ($\text{C}=\text{C}-\text{OSnR}_3$) react with halides in the presence of a zinc catalyst.¹⁶²⁷ A chiral variation of this latter reaction was reported involving generation of the enolate anion in the presence of Me_3SnCl , a palladium catalyst and a chiral ligand.¹⁶²⁸



Silyl enol ethers can be converted to the enolate anion, which can then be alkylated in the usual manner. The reaction of silyl enol ether **161** using KOEt followed by LiBr at a catalytic amount of *n*-butyllithium with allyl iodide gave **162**.¹⁶²⁹ Initial conversion of the silyl enol ether to the enolate anion allows the alkylation process to take place.



¹⁶²²Zook, H.D.; Kelly, W.L.; Posey, I.Y. *J. Org. Chem.* **1968**, *33*, 3477.

¹⁶²³For a list of alkylations of silyl enol ethers, see Larock, R.C. *Comprehensive Organic Transformations*, 2nd ed., Wiley-VCH, NY, **1999**, pp. 1494–1505.

¹⁶²⁴Reetz, M.T.; Sauerwald, M. *J. Organomet. Chem.* **1990**, *382*, 121; Kad, G.L.; Singh, V.; Khurana, A.; Chaudhary, S.; Singh, J. *Synth. Commun.* **1999**, *29*, 3439; Kang, S.-K.; Ryu, H.-C.; Hong, Y.-T. *J. Chem. Soc., Perkin Trans. 1* **2000**, 3350. For a review, see Reetz, M.T. *Angew. Chem. Int. Ed.* **1982**, *21*, 96.

¹⁶²⁵Hirano, K.; Fujita, K.; Yorimitsu, H.; Shinokubo, H.; Oshima, K. *Tetrahedron Lett.* **2004**, *45*, 2555.

¹⁶²⁶Cho, C.S.; Kim, B.T.; Lee, M.J.; Kim, T.-J.; Shim, S.C. *Angew. Chem. Int. Ed.* **2001**, *40*, 958.

¹⁶²⁷Yasuda, M.; Tsuji, S.; Shigeyoshi, Y.; Baba, A. *J. Am. Chem. Soc.* **2002**, *124*, 7440.

¹⁶²⁸Trost, B.M.; Schroeder, G.M. *J. Am. Chem. Soc.* **1999**, *121*, 6759.

¹⁶²⁹Yu, W.; Jin, Z. *Tetrahedron Lett.* **2001**, *42*, 369.

Enol carbonates react with alkylating agents in the presence of a palladium catalyst. The decarboxylative alkylation of allyl enol carbonates to the corresponding allylcyclohexanone derivatives is known as the *Tsuji alkylation*.¹⁶³⁰ An asymmetric version of this reaction has been reported.¹⁶³¹ The same reaction can be done using enolate anion and allylic acetates with a palladium catalyst.¹⁶³²

Vinyllic and aryl halides can be used to vinylate or arylate carboxylic esters (but not ketones) by the use of NiBr₂ as a catalyst.¹⁶³³ Ketones have been vinylated by treating their enol acetates with vinyllic bromides in the presence of a Pd compound catalyst,¹⁶³⁴ but direct reaction of a ketone, a vinyl halide, sodium *tert*-butoxide and a palladium catalyst also give the α -vinyl ketone.¹⁶³⁵ Also as in **10-67**, this reaction can be used to close rings.¹⁶³⁶ Rings have been closed by treating a dianion of a dialkyl succinate with a 1, ω -dihalide or ditosylate.¹⁶³⁷ This was applied to the synthesis of three-, four-, five-, and six-membered rings. When the attached groups were chiral (e.g., menthyl) the product was formed with >90% ee.¹⁶³⁶

Efficient enantioselective alkylations are known.¹⁶³⁸ In another method enantioselective alkylation can be achieved by using a chiral base to form the enolate.¹⁶³⁹ Alternatively, a chiral auxiliary can be attached. Many auxiliaries are based on the use of chiral amides¹⁶⁴⁰ or esters.¹⁶⁴¹ Subsequent formation of the enolate anion allows alkylation to proceed with high enantioselectivity. A subsequent step is

¹⁶³⁰Tsuji, J.; Minami, I. *Acc. Chem. Res.* **1987**, *20*, 140; Tsuji, J.; Minami, I.; Shimizu, I. *Tetrahedron Lett.* **1983**, *24*, 1793; Tsuji, J.; Shimizu, I.; Minami, I.; Ohashi, Y.; Sugiura, T.; Takahashi, K. *J. Org. Chem.* **1985**, *50*, 1523; Tsuji, J.; Minami, I.; Shimizu, I. *Chem. Lett.* **1983**, *12*, 1325. See also, Nicolaou, K.C.; Vassilikogiannakis, G.; Mägerlein, W.; Kranich, R. *Angew. Chem. Int. Ed.* **2001**, *40*, 2482; Herrinton, P.M.; Klotz, K.L.; Hartley, W.M. *J. Org. Chem.* **1993**, *58*, 678.

¹⁶³¹Behenna, D.C.; Stoltz, B.M. *J. Am. Chem. Soc.* **2004**, *126*, 15044.

¹⁶³²Trost, B.M.; Schroeder, G.M.; Kristensen, J. *Angew. Chem. Int. Ed.* **2002**, *41*, 3492.

¹⁶³³Millard, A.A.; Rathke, M.W. *J. Am. Chem. Soc.* **1977**, *99*, 4833.

¹⁶³⁴Kosugi, M.; Hagiwara, I.; Migita, T. *Chem. Lett.* **1983**, 839. For other methods, see Negishi, E.; Akiyoshi, K. *Chem. Lett.* **1987**, 1007; Chang, T.C.T.; Rosenblum, M.; Simms, N. *Org. Synth.* **66**, 95.

¹⁶³⁵Chieffi, A.; Kamikawa, K.; Åhman, J.; Fox, J.M.; Buchwald, S.L. *Org. Lett.* **2001**, *3*, 1897.

¹⁶³⁶For example, see Etheredge, S.J. *J. Org. Chem.* **1966**, *31*, 1990; Wilcox, C.F.; Whitney, G.C. *J. Org. Chem.* **1967**, *32*, 2933; Bird, R.; Stirling, C.J.M. *J. Chem. Soc. B* **1968**, 111; Stork, G.; Boeckman, Jr., R.K. *J. Am. Chem. Soc.* **1973**, *95*, 2016; Stork, G.; Cohen, J.F. *J. Am. Chem. Soc.* **1974**, *96*, 5270. In the last case, the substrate moiety is an epoxide function.

¹⁶³⁷Misumi, A.; Iwanaga, K.; Furuta, K.; Yamamoto, H. *J. Am. Chem. Soc.* **1985**, *107*, 3343; Furuta, K.; Iwanaga, K.; Yamamoto, H. *Org. Synth.* **67**, 76.

¹⁶³⁸For reviews of stereoselective alkylation of enolates, see Nógrádi, M. *Stereoselective Synthesis*, VCH, NY, **1986**, pp. 236–245; Evans, D.A. in Morrison, J.D. *Asymmetric Synthesis*, Vol. 3, Academic Press, NY, **1984**, pp. 1–110.

¹⁶³⁹For example, see Murakata, M.; Nakajima, N.; Koga, K. *J. Chem. Soc., Chem. Commun.* **1990**, 1657. For a review, see Cox, P.J.; Simpkins, N.S. *Tetrahedron: Asymmetry* **1991**, *2*, 1, pp. 6–13.

¹⁶⁴⁰Chiral oxazolidinones such as the Evan's auxiliaries derived from chiral amino alcohols: Lafontaine, J.A.; Provencal, D.P.; Gardelli, C.; Leahy, J.W. *J. Org. Chem.* **2003**, *68*, 4215; Bull, S.D.; Davies, S.G.; Nicholson, R.L.; Sanganee, H.J.; Smith, A.D. *Tetrahedron Asymmetry* **2000**, *11*, 3475. See Evans, D.A.; Chapman, K.T.; Bisaha, J. *Tetrahedron Lett.* **1984**, *25*, 4071; Evans, D.A. Chapman, K.T.; Bisaha, J. *J. Am. Chem. Soc.* **1984**, *106*, 4261. Oppolzer's sultam: Oppolzer, W.; Chapuis, C.; Dupuis, D.; Guo, M. *Helv. Chim. Acta* **1985**, *68*, 2100. Chiral sulfonamides: Schmierer, R.; Grotemeier, G.; Helmchen, G.; Selim, A. *Angew. Chem. Int. Ed.* **1981**, *20*, 207.

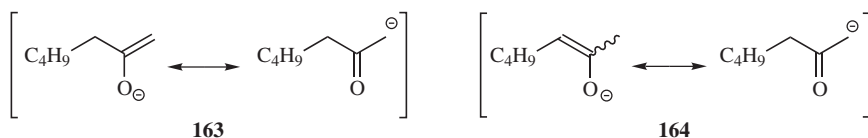
¹⁶⁴¹Oppolzer, W.; Dudfield, P.; Stevenson, T.; Godel, T. *Helv. Chim. Acta* **1985**, *68*, 212.

required to convert the chiral amide or ester to the corresponding carboxylic acid. Chiral additives can also be used.¹⁶⁴²

When the compound to be alkylated is an unsymmetrical ketone, the question arises as to which side will be alkylated. If a phenyl or a vinylic group is present on one side, alkylation goes predominantly on that side. When only alkyl groups are present, the reaction is generally not regioselective; mixtures are obtained in which sometimes the more alkylated and sometimes the less alkylated side is predominantly alkylated. Which product is found in higher yield depends on the nature of the substrate, the base,¹⁶⁴³ the cation, and the solvent. In any case, di- and trisubstitution are frequent¹⁶⁴⁴ and it is often difficult to stop with the introduction of just one alkyl group.¹⁶⁴⁵

Several methods have been developed for ensuring that alkylation takes place regioselectively on the *desired* side of a ketone.¹⁶⁴⁶ Among these are

1. Block one side of the ketone by introducing a removable group. Alkylation takes place on the other side; the blocking group is then removed. A common reaction for this purpose is formylation with ethyl formate (**16-86**); this generally blocks the less hindered side. The formyl group is easily removed by alkaline hydrolysis (**12-43**).
2. Introduce an activating group on one side; alkylation then takes place on that side (**10-67**); the activating group is then removed.
3. Prepare the desired one of the two possible enolate anions.¹⁶⁴⁷ The two ions, for example, **163** and **164** for 2-heptanone, interconvert rapidly only in



the presence of the parent ketone or any stronger acid.¹⁶⁴⁸ In the absence of such acids, it is possible to prepare either **163** or **164** and thus achieve

¹⁶⁴²Denmark, S.E.; Stavenger, R.A. *Acc. Chem. Res.* **2000**, *33*, 432; Machajewski, T.D.; Wong, C.-H. *Angew. Chem. Int. Ed.* **2000**, *39*, 1352.

¹⁶⁴³Sterically hindered bases may greatly favor one enolate over the other. See, for example, Prieto, J.A.; Suarez, J.; Larson, G.L. *Synth. Commun.* **1988**, *18*, 253; Gaudemar, M.; Bellassoued, M. *Tetrahedron Lett.* **1989**, *30*, 2779.

¹⁶⁴⁴For a procedure for completely methylating the positions of a ketone, see Lissel, M.; Neumann, B.; Schmidt, S. *Liebigs Ann. Chem.* **1987**, 263.

¹⁶⁴⁵For some methods of reducing dialkylation, see Hooz, J.; Oudenes, J. *Synth. Commun.* **1980**, *10*, 139; Morita, J.; Suzuki, M.; Noyori, R. *J. Org. Chem.* **1989**, *54*, 1785.

¹⁶⁴⁶For a review, see House, H.O. *Rec. Chem. Prog.* **1968**, *28*, 99. For a review with respect to cyclohexenones, see Podraza, K.F. *Org. Prep. Proced. Int.* **1991**, *23*, 217.

¹⁶⁴⁷For reviews, see d'Angelo, J. *Tetrahedron* **1976**, *32*, 2979; Stork, G. *Pure Appl. Chem.* **1975**, *43*, 553.

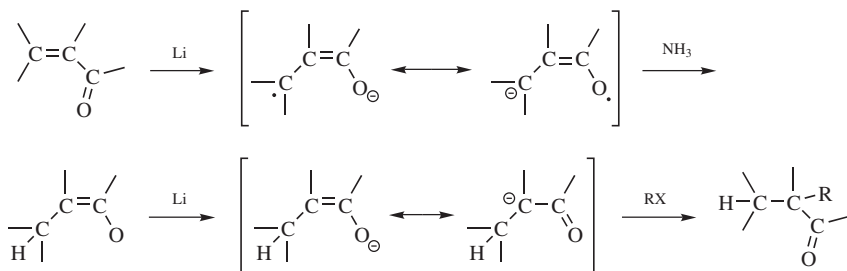
¹⁶⁴⁸House, H.O.; Trost, B.M. *J. Org. Chem.* **1965**, *30*, 1341.

selective alkylation on either side of the ketone.¹⁶⁴⁹ The desired enolate anion can be obtained by treatment of the corresponding enol acetate with two equivalents of methyllithium in 1,2-dimethoxyethane. Each enol acetate gives the corresponding enolate, for example,



The enol acetates, in turn, can be prepared by treatment of the parent ketone with an appropriate reagent.¹²⁴¹ Such treatment generally gives a mixture of the two enol acetates in which one or the other predominates, depending on the reagent. The mixtures are easily separable.¹⁶⁴⁸ An alternate procedure involves conversion of a silyl enol ether¹⁶⁵⁰ (see **12-17**) or a dialkylboron enol ether¹⁶⁵¹ (an enol borinate, see p. 645) to the corresponding enolate anion. If the less hindered enolate anion is desired (e.g., **126**), it can be prepared directly from the ketone by treatment with LDA in THF or 1,2-dimethoxyethane (DME) at -78°C .¹⁶⁵²

4. Begin not with the ketone itself, but with an α,β -unsaturated ketone in which the double bond is present on the side where alkylation is desired. Upon treatment with lithium in liquid NH_3 , such a ketone is reduced to an enolate anion. When the alkyl halide is added, it must react with the enolate anion on



the side where the double bond was.¹⁶⁵³ Of course, this method is not actually an alkylation of the ketone, but of the α,β -unsaturated ketone, although the

¹⁶⁴⁹Whitlock Jr., H.W.; Overman, L.E. *J. Org. Chem.* **1969**, *34*, 1962; House, H.O.; Gall, M.; Olmstead, H.D. *J. Org. Chem.* **1971**, *36*, 2361. For an improved procedure, see Liotta, C.L.; Caruso, T.C. *Tetrahedron Lett.* **1985**, *26*, 1599.

¹⁶⁵⁰Stork, G.; Hudrlík, P.F. *J. Am. Chem. Soc.* **1968**, *90*, 4462, 4464. For reviews, see Kuwajima, I.; Nakamura, E. *Acc. Chem. Res.* **1985**, *18*, 181; Fleming, I. *Chimia*, **1980**, *34*, 265; Rasmussen, J.K. *Synthesis* **1977**, 91.

¹⁶⁵¹Pasto, D.J.; Wojtkowski, P.W. *J. Org. Chem.* **1971**, *36*, 1790.

¹⁶⁵²House, H.O.; Gall, M.; Olmstead, H.D. *J. Org. Chem.* **1971**, *36*, 2361. See also, Corey, E.J.; Gross, A.W. *Tetrahedron Lett.* **1984**, *25*, 495.

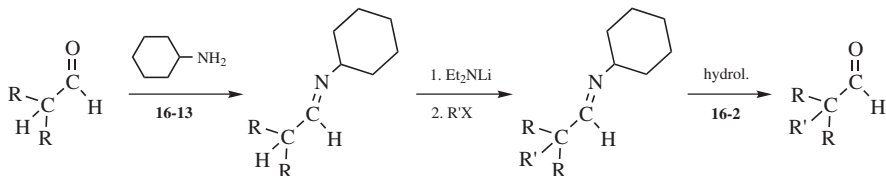
¹⁶⁵³Stork, G.; Rosen, P.; Goldman, N.; Coombs, R.V.; Tsuji, J. *J. Am. Chem. Soc.* **1965**, *87*, 275. For a review, see Caine, D. *Org. React.* **1976**, *23*, 1. For similar approaches, see Coates, R.M.; Sowerby, R.L. *J. Am. Chem. Soc.* **1971**, *93*, 1027; Näf, F.; Decorzant, R. *Helv. Chim. Acta* **1974**, *57*, 1317; Wender, P.A.; Eissenstat, M.A. *J. Am. Chem. Soc.* **1978**, *100*, 292.

product is the same as if the saturated ketone had been alkylated on the desired side.

Both sides of acetone have been alkylated with different alkyl groups, in one operation, by treatment of the *N,N*-dimethylhydrazone of acetone with *n*-BuLi, followed by a primary alkyl, benzylic, or allylic bromide or iodide; then another mole of *n*-BuLi, a second halide, and finally hydrolysis of the hydrazone.¹⁶⁵⁴ Alkylation of an unsymmetrical ketone at the more substituted position was reported using an alkyl bromide, NaOH, and a calix[*n*]arene catalyst (see p. 122 for calixarenes).¹⁶⁵⁵

Among other methods for the preparation of alkylated ketones are (1) Alkylation of silyl enol ethers using various reagents as noted above, (2) the Stork enamine reaction (10-69), (3) the acetoacetic ester synthesis (10-67), (4) alkylation of β -keto sulfones or sulfoxides (10-67), (5) acylation of $\text{CH}_3\text{SOCH}_2^-$ followed by reductive cleavage (16-86), (6) treatment of α -halo ketones with lithium dialkylcopper reagents (10-57), and (7) treatment of α -halo ketones with trialkylboranes (10-73).

Aldehydes can be indirectly alkylated via an imine derivative of the aldehyde.¹⁶⁵⁶ The derivative is easily prepared (16-13) and the product easily hydrolyzed to the aldehyde (16-2). Either or both R groups may be hydrogen, so that



mono-, di-, and trisubstituted acetaldehydes can be prepared by this method. R' may be primary alkyl, allylic, or benzylic. Imine alkylation can also be applied to the preparation of substituted amine derivatives. An amino acid surrogate, such as $\text{Ph}_2\text{C}=\text{NCH}_2\text{CO}_2\text{R}$, when treated with KOH and an alkyl halide gives the C-alkylated product.¹⁶⁵⁷ When a chiral additive is used, good enantioselectivity was observed. This reaction has also been done in the ionic liquid bmim tetrafluoroborate (see p. 415).¹⁶⁵⁸ It is possible to alkylate α -amino amides directly.¹⁶⁵⁹

¹⁶⁵⁴Yamashita, M.; Matsuyama, K.; Tanabe, M.; Suemitsu, R. *Bull. Chem. Soc. Jpn.* **1985**, *58*, 407.

¹⁶⁵⁵Shimizu, S.; Suzuki, T.; Sasaki, Y.; Hirai, C. *Synlett* **2000**, 1664.

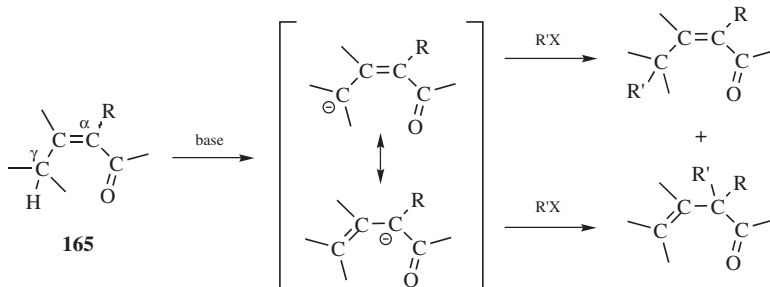
¹⁶⁵⁶Cuvigny, T.; Normant, H. *Bull. Soc. Chim. Fr.* **1970**, 3976. For reviews, see Fraser, R.R., in Buncel, E.; Durst, T. *Comprehensive Carbanion Chemistry*, Vol. 5, pt. B, Elsevier, NY, **1984**, pp. 65–105; Whitesell, J.K.; Whitesell, M.A. *Synthesis* **1983**, 517. For a list of references, see Larock, R.C. *Comprehensive Organic Transformations*, 2nd ed., Wiley-VCH, NY, **1999**, pp. 1513–1518. For a method in which the metalated imine is prepared from a nitrile, see Goering, H.L.; Tseng, C.C. *J. Org. Chem.* **1981**, *46*, 5250.

¹⁶⁵⁷Park, H.-g.; Jeong, B.-s.; Yoo, M.-s.; Park, M.-k.; Huh, H.; Jew, S.-s. *Tetrahedron Lett.* **2001**, *42*, 4645; Jew, S.-s.; Jeong, B.-s.; Yoo, M.-s.; Huh, H.; Park, H.-g. *Chem. Commun.* **2001**, 1244.

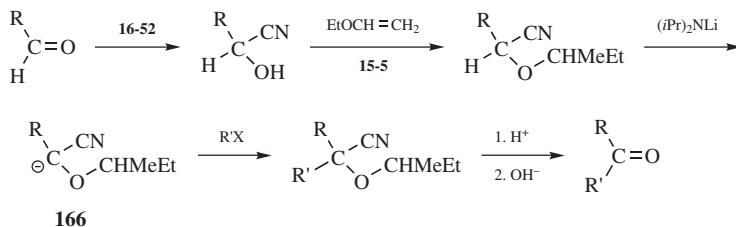
¹⁶⁵⁸Pellissier, H.; Santelli, M. *Tetrahedron* **2003**, *59*, 701.

¹⁶⁵⁹Myers, A.G.; Schnider, P.; Kwon, S.; Kung, D.W. *J. Org. Chem.* **1999**, *64*, 3322.

Hydrazones and other compounds with C=N bonds can be similarly alkylated.¹⁶³⁹ The use of chiral amines or hydrazines¹⁶⁶⁰ (followed by hydrolysis **16-2** of the alkylated imine) can lead to chiral alkylated ketones in high optical yields¹⁶⁶¹ (for an example, see p. 170).



In α,β -unsaturated ketones, nitriles, and esters (e.g., **165**), the γ hydrogen assumes the acidity normally held by the position α to the carbonyl group, especially when R is not hydrogen and so cannot compete. This principle, called *vinyl-ogy*, operates because the resonance effect is transmitted through the double bond. However, because of the resonance, alkylation at the α position (with allylic rearrangement) competes with alkylation at the γ position and usually predominates.



α -Hydroxynitriles (cyanohydrins), protected by conversion to acetals with ethyl vinyl ether (**15-5**), can be easily alkylated with primary or secondary alkyl or allylic halides.¹⁶⁶² The R group can be aryl or a saturated or unsaturated alkyl. Since the cyanohydrins¹⁶⁶³ are easily formed from aldehydes (**16-52**) and the product is easily hydrolyzed to a ketone, this is a method for converting an aldehyde

¹⁶⁶⁰For a review of the alkylation of chiral hydrazones, see Enders, D., in Morrison, J.D. *Asymmetric Synthesis*, Vol. 3, Academic Press, NY, **1984**, pp. 275–339.

¹⁶⁶¹Meyers, A.I.; Williams, D.R.; Erickson, G.W.; White, S.; Druelinger, M. *J. Am. Chem. Soc.* **1981**, *103*, 3081; Meyers, A.I.; Williams, D.R.; White, S.; Erickson, G.W. *J. Am. Chem. Soc.* **1981**, *103*, 3088; Enders, D.; Bockstiegel, B. *Synthesis* **1989**, 493; Enders, D.; Kipphardt, H.; Fey, P. *Org. Synth.* **65**, 183.

¹⁶⁶²Stork, G.; Maldonado, L. *J. Am. Chem. Soc.* **1971**, *93*, 5286; Stork, G.; Depezay, J.C.; D'Angelo, J. *Tetrahedron Lett.* **1975**, 389. See also, Rasmussen, J.K.; Heilmann, S.M. *Synthesis* **1978**, 219; Ahlbrecht, H.; Raab, W.; Vonderheid, C. *Synthesis* **1979**, 127; Hünig, S.; Marschner, C.; Peters, K.; von Schnering, H.G. *Chem. Ber.* **1989**, *122*, 2131, and other papers in this series.

¹⁶⁶³For a review of **166**, see Albright, J.D. *Tetrahedron* **1983**, *39*, 3207.

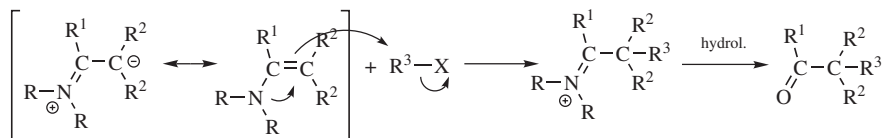
RCHO to a ketone RCOR^{1664} (for other methods, see **10-71**, **16-82**, and **18-9**).¹⁶⁶⁵ In this procedure the normal mode of reaction of a carbonyl carbon is reversed. The C atom of an aldehyde molecule is normally electrophilic and is attacked by nucleophiles (Chapter 16), but by conversion to the protected cyanohydrin this carbon atom has been induced to perform as a nucleophile.¹⁶⁶⁶ The German word *Umpolung*¹⁶⁶⁷ is used to describe this kind of reversal (another example is found in **10-71**). Since the ion **166** serves as a substitute for the unavailable $\text{R}^{\ominus}\text{C}=\text{O}$ anion, it is often called a “masked” $\text{R}^{\ominus}\text{C}=\text{O}$ ion. This method fails for formaldehyde ($\text{R} = \text{H}$), but other masked formaldehydes have proved successful.¹⁶⁶⁸ In an interesting variation of nitrile alkylation, a quaternary bromide $[\text{PhC}(\text{Br})(\text{Me})\text{CN}]$ reacted with allyl bromide, in the presence of a Grignard reagent, to give the alkylated product $[\text{PhC}(\text{CN})(\text{Me})\text{CH}_2\text{CH}=\text{CH}_2]$.¹⁶⁶⁹

A coupling react of two ketones to form a 1,4-diketone has been reported, using $\text{ZnCl}_2/\text{Et}_2\text{NH}$.¹⁶⁷⁰

OS **III**, 44, 219, 221, 223, 397; **IV**, 278, 597, 641, 962; **V**, 187, 514, 559, 848; **VI**, 51, 115, 121, 401, 818, 897, 958, 991; **VII**, 153, 208, 241, 424; **VIII**, 141, 173, 241, 403, 460, 479, 486; **X**, 59, 460; **80**, 31.

10-69 The Stork Enamine Reaction

α -Acylalkyl-de-halogenation¹⁶⁷¹



¹⁶⁶⁴For similar methods, see Stetter, H.; Schmitz, P.H.; Schreckenber, M. *Chem. Ber.* **1977**, *110*, 1971; Hünig, S. *Chimia*, **1982**, *36*, 1.

¹⁶⁶⁵For a review of methods of synthesis of aldehydes, ketones and carboxylic acids by coupling reactions, see Martin, S.F. *Synthesis* **1979**, 633.

¹⁶⁶⁶For reviews of such reversals of carbonyl group reactivity, see Block, E. *Reactions of Organosulfur Compounds*, Academic Press, NY, **1978**, pp. 56–67; Gröbel, B.; Seebach, D. *Synthesis* **1977**, 357; Lever, Jr., O.W. *Tetrahedron* **1976**, *32*, 1943; Seebach, D.; Kolb, M. *Chem. Ind. (London)* **1974**, 687; Seebach, D. *Angew. Chem. Int. Ed.* **1969**, *8*, 639. For a compilation of references to masked acyl and formyl anions, see Hase, T.A.; Koskimies, J.K. *Aldrichimica Acta* **1981**, *14*, 73. For tables of masked reagents, see Hase, T.A. *Umpoled Synthons*, Wiley, NY, **1987**, pp. xiii–xiv, 7–18, 219–317. For lists of references, see Larock, R.C. *Comprehensive Organic Transformations*, 2nd ed., Wiley-VCH, NY, **1999**, pp. 1435–1438.

¹⁶⁶⁷For a monograph, see Hase, T.A. *Umpoled Synthons*, Wiley, NY, **1987**. For a review, see Seebach, D. *Angew. Chem. Int. Ed.* **1979**, *18*, 239.

¹⁶⁶⁸Possel, O.; van Leusen, A.M. *Tetrahedron Lett.* **1977**, 4229; Stork, G.; Ozorio, A.A.; Leong, A.Y.W. *Tetrahedron Lett.* **1978**, 5175.

¹⁶⁶⁹Fleming, F.F.; Zhang, Z.; Knochel, P. *Org. Lett.* **2004**, *6*, 501.

¹⁶⁷⁰Nevar, N.M.; Kel'in, A.V.; Kulinkovich, O.G. *Synthesis* **2000**, 1259.

¹⁶⁷¹This is the IUPAC name with respect to the halide as substrate.

When enamines are treated with alkyl halides, an alkylation occurs to give an iminium salt via electron transfer from the electron pair on nitrogen, through the C=C to the electrophilic carbon of the alkyl halide.¹⁶⁷² In effect, an enamine behaves as a “nitrogen enolate” and generally react as carbon nucleophiles.¹⁶⁷³ Hydrolysis of the iminium salt gives a ketone. Since the enamine is normally formed from a ketone (**16-13**), the net result is alkylation of the ketone at the α position. The method, known as the *Stork enamine reaction*,¹⁶⁷⁴ is an alternative to the ketone alkylation considered in **10-68**, generally giving monoalkylation of the ketone. Alkylation usually takes place on the less substituted side of the original ketone. The most commonly used amines are the cyclic amines piperidine, morpholine, and pyrrolidine.

The method is quite useful for particularly active alkyl halides, such as allylic, benzylic, and propargylic halides, and for α -halo ethers and esters. Other primary and secondary halides can show sluggish reactivity. The reaction of enamines with benzotriazole derivatives has been reported.¹⁶⁷⁵ Tertiary halides do not give the reaction at all since, with respect to the halide, this is nucleophilic substitution and elimination predominates. The reaction can also be applied to activated aryl halides (e.g., 2,4-dinitrochlorobenzene; see Chapter 13), to epoxides,¹⁶⁷⁶ and to activated alkenes, such as acrylonitrile. The latter is a Michael-type reaction (**15-24**) with respect to the alkene.

Acylation¹⁶⁷⁷ can be accomplished with acyl halides or with anhydrides. Hydrolysis of the resulting iminium salt leads to a 1,3-diketone. A COOEt group can be introduced by treatment of the enamine with ethyl chloroformate ClCOOEt,¹⁶⁷⁸ a CN group with cyanogen chloride¹⁶⁷⁹ (not cyanogen bromide or iodide, which leads to halogenation of the enamine), a CHO group with the mixed anhydride of formic and acetic acids¹⁶⁷⁸ or with DMF and phosgene,¹⁶⁸⁰ and a C(R)=NR' group with a nitrilium salt $RC\equiv N^+R'$.¹⁶⁸¹ The acylation of the enamine can take

¹⁶⁷²See Adams, J.P. *J. Chem. Soc., Perkin Trans. 1* **2000**, 125.

¹⁶⁷³For a discussion of structure–nucleophilicity relationships, see Kempf, B.; Hampel, N.; Ofial, A.R.; Mayr, H. *Chem. Eur. J.* **2003**, *9*, 2209.

¹⁶⁷⁴Stork, G.; Brizzolara, A.; Landesman, H.; Szmuszkovicz, J.; Terrell, R. *J. Am. Chem. Soc.*, **1963**, *85*, 207. For general reviews of enamines, see Hickmott, P.W. *Tetrahedron*, **1984**, *40*, 2989; **1982**, *38*, 1975, 3363; Granik, V.G. *Russ. Chem. Rev.*, **1984**, *53*, 383. For reviews of this reaction, see, in Cook, A.G. *Enamines*, 2nd ed.; Marcel Dekker, NY, **1988**, the articles by Alt, G.H.; Cook, A.G. pp. 181–246, and Gadamasetti, G.; Kuehne, M.E. pp. 531–689; Whitesell, J.K.; Whitesell, M.A. *Synthesis*, **1983**, 517; Kuehne, M.E. *Synthesis*, **1970**, 510; House, H.O. *Modern Synthetic Reactions*, 2nd ed., W.A. Benjamin, NY, **1972**, pp. 570–582, 766–772; Bláha, K.; Červinka, O. *Adv. Heterocycl. Chem.*, **1966**, *6*, 147, pp. 186. ¹⁶⁷⁵Katritzky, A.R.; Fang, Y.; Silina, A. *J. Org. Chem.* **1999**, *64*, 7622; Katritzky, A.R.; Huang, Z.; Fang, Y. *J. Org. Chem.* **1999**, *64*, 7625.

¹⁶⁷⁶Britten, A.Z.; Owen, W.S.; Went, C.W. *Tetrahedron* **1969**, *25*, 3157.

¹⁶⁷⁷For reviews, see Hickmott, P.W. *Chem. Ind. (London)* **1974**, 731; Hünig, S.; Hoch, H. *Fortschr. Chem. Forsch.* **1970**, *14*, 235.

¹⁶⁷⁸Stork, G.; Brizzolara, A.; Landesman, H.; Szmuszkovicz, J.; Terrell, R. *J. Am. Chem. Soc.* **1963**, *85*, 207.

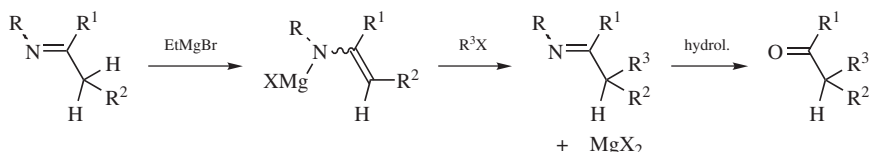
¹⁶⁷⁹Kuehne, M.E. *J. Am. Chem. Soc.*, **1959**, *81*, 5400.

¹⁶⁸⁰Ziegenbein, W. *Angew. Chem. Int. Ed. Engl.*, **1965**, *4*, 358.

¹⁶⁸¹Baudoux, D.; Fuks, R. *Bull. Soc. Chim. Belg.*, **1984**, *93*, 1009.

place by the same mechanism as alkylation, but another mechanism is also possible, if the acyl halide has an α -hydrogen and if a tertiary amine is present, as it often is (it is added to neutralize the HX given off). In this mechanism, the acyl halide is dehydrohalogenated by the tertiary amine, producing a ketene (**17-14**), which adds to the enamine to give a cyclobutanone (**15-63**). This compound can be cleaved in the solution to form the same acylated imine salt (that would form by the more direct mechanism, or it can be isolated (in the case of enamines derived from aldehydes), or it may cleave in other ways.¹⁶⁸²

N-Alkylation can be a problem, particularly with enamines derived from aldehydes. An alternative method, which gives good yields of alkylation with primary and secondary halides, is alkylation of enamine *salts*, which are prepared by treating an imine with ethylmagnesium bromide in THF:¹⁶⁸³



The imines are prepared by the reaction of secondary amines with aldehydes or ketones, mainly ketones (**16-13**). The enamine salt method has also been used to give good yields of mono α alkylation of α,β -unsaturated ketones.¹⁶⁸⁴ Enamines prepared from aldehydes and butylisobutylamine can be alkylated by simple primary alkyl halides in good yields.¹⁶⁸⁵ *N*-Alkylation in this case is presumably prevented by steric hindrance.

When the nitrogen of the substrate contains a chiral R group, both the Stork enamine synthesis and the enamine salt method can be used to perform enantioselective syntheses.¹⁶⁸⁶ The use of *S*-proline can generate a chiral enamine *in situ*, thus allowing alkylation to occur, giving alkylated product with good enantioselectivity. The reaction has been done intramolecularly.¹⁶⁸⁷

Conjugate addition (Michael addition) occurs when enamines react with conjugated ketones. This reaction is discussed in Section **15-24**.

Although not formally the enamine synthesis, reaction of an enamine with methyl bromoacetate in the presence of indium metal leads to α -alkylation: $\text{R}_2\text{N}-\text{CH}=\text{CHR} \rightarrow \text{R}_2\text{N}-\text{CH}(\text{R}')\text{CHR}$.¹⁶⁸⁸

OS V, 533, 869; VI, 242, 496, 526; VII, 473.

¹⁶⁸²See Alt, G.H.; Cook, A.G., in Cook, A.G. *Enamines*, 2nd ed., Marcel Dekker, NY, **1988**, pp. 204–215.

¹⁶⁸³Stork, G.; Dowd, S.R. *J. Am. Chem. Soc.*, **1963**, *85*, 2178.

¹⁶⁸⁴Stork, G.; Benaim, J. *J. Am. Chem. Soc.*, **1971**, *93*, 5938.

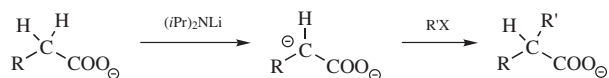
¹⁶⁸⁵Curphey, T.J.; Hung, J.C.; Chu, C.C.C. *J. Org. Chem.*, **1975**, *40*, 607. See also, Ho, T.; Wong, C.M. *Synth. Commun.*, **1974**, *4*, 147.

¹⁶⁸⁶For reviews, see N6grádi, M. *Stereoselective Synthesis*, VCH, NY, **1986**, pp. 248–255; Whitesell, J.K. *Acc. Chem. Res.*, **1985**, *18*, 280; Bergbreiter, D.E.; Newcomb, M., in Morrison, J.D. *Asymmetric Synthesis*, Vol. 2, Academic Press, NY, **1983**, pp. 243–273.

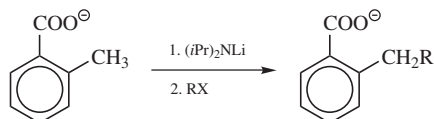
¹⁶⁸⁷Vignola, N.; List, B. *J. Am. Chem. Soc.* **2004**, *126*, 450.

¹⁶⁸⁸Bossard, F.; Dambrin, V.; Lintanf, V.; Beuchet, P.; Mosset, P. *Tetrahedron Lett.*, **1995**, *36*, 6055.

10-70 Alkylation of Carboxylic Acid Salts

 α -Carboxyalkyl-de-halogenation

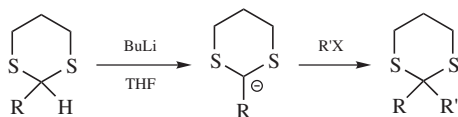
Carboxylic acids can be alkylated in the α position by conversion of their salts to dianions [which have resonance contributors $\text{RCH}=\text{C}(\text{O}^-)_2$ ¹⁶⁸⁹] by treatment with a strong base, such as LDA.¹⁶⁹⁰ The use of Li^+ as the counterion increases the solubility of the dianionic salt. The reaction has been applied¹⁶⁹¹ to primary alkyl, allylic, and benzylic halides, and to carboxylic acids of the form RCH_2COOH and $\text{RR}'^2\text{CHCOOH}$.¹⁶¹⁰ Alkylation occurs at carbon, the more nucleophilic site relative to the carboxylate oxygen anion (see p. 513). this procedure is an alternative to the malonic ester synthesis (10-67) as a means of preparing carboxylic acids and has the advantage that acids of the form $\text{RR}'\text{R}''\text{CCOOH}$ can also be prepared. In a related reaction, methylated aromatic acids can be alkylated at the methyl group by a similar procedure.¹⁶⁹²



OS V, 526; VI, 517; VII, 249. See also, OS VII, 164.

10-71 Alkylation at a Position α to a Heteroatom.

2-(2-Alkyl-thio)de-halogenation



The presence of a sulfur atom on a carbon enhances the acidity of a proton on that carbon, and in dithioacetals and dithioketals that proton (RSCH_2SR) is even more acidic. 1,3-Dithianes can be alkylated¹⁶⁹³ if a proton is first removed by

¹⁶⁸⁹Mladenova, M.; Blagoev, B.; Gaudemar, M.; Dardoize, F.; Lallemand, J.Y. *Tetrahedron* **1981**, *37*, 2153.

¹⁶⁹⁰Cregar, P.L. *J. Am. Chem. Soc.* **1967**, *89*, 2500; **1970**, *92*, 1397; Pfeffer, P.E.; Silbert, L.S.; Chirinko, Jr., J.M. *J. Org. Chem.* **1972**, *37*, 451.

¹⁶⁹¹For lists of reagents, with references, see Larock, R.C. *Comprehensive Organic Transformations*, 2nd ed., Wiley-VCH, NY, **1999**, pp. 1717–1720ff.

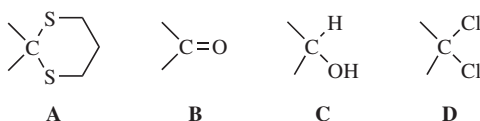
¹⁶⁹²Cregar, P.L. *J. Am. Chem. Soc.* **1970**, *92*, 1396.

¹⁶⁹³Seebach, D.; Corey, E.J. *J. Org. Chem.* **1975**, *40*, 231. For reviews, see Page, P.C.B.; van Niel, M.B.; Procter, J.C. *Tetrahedron* **1989**, *45*, 7643; Ager, D.J., in Hase, T.A. *Unpoled Synthons*, Wiley, NY, **1987**, pp. 19–37; Seebach, D. *Synthesis* **1969**, *17*, especially pp. 24–27; Olsen, R.K.; Currie, Jr., Y.O., in Patai, S. *The Chemistry of the Thiol Group*, pt. 2, Wiley, NY, **1974**, pp. 536–547.

treatment with butyllithium in THF.¹⁶⁹⁴ Since 1,3-dithianes can be prepared by treatment of an aldehyde or its acetal (see OS VI, 556) with 1,3-propanedithiol (**16-11**) and can be hydrolyzed (**10-7**), this is a method for the conversion of an aldehyde to a ketone¹⁶⁹⁵ (see also, **10-68** and **18-9**):



This is another example of Umpolung (see **10-68**);¹⁶⁶⁴ the normally electrophilic carbon of the aldehyde is made to behave as a nucleophile. The reaction can be applied to the unsubstituted dithiane (R = H) and one or two alkyl groups can be introduced, so a wide variety of aldehydes and ketones can be made starting with formaldehyde.¹⁶⁹⁶ The R' group may be primary or secondary alkyl or benzylic. Iodides give the best results. The reaction has been used to close rings.¹⁶⁹⁷ A similar synthesis of aldehydes can be performed starting with ethyl ethylthiomethyl sulfoxide (EtSOCH₂SEt).¹⁶⁹⁸



The group **A** may be regarded as a structural equivalent for the carbonyl group **B**, since introduction of **A** into a molecule is actually an indirect means of introducing **B**. It is convenient to have a word for units within molecules; such a word is *synthon*, introduced by Corey,¹⁶⁹⁹ which is defined as a structural unit within a molecule that can be formed and/or assembled by known or conceivable synthetic operations. There are many other synthons equivalent to **A** and **B**, for example, **C** (by reactions **19-36** and **19-3**) and **D** (by reactions **10-2** and **16-23**).¹⁷⁰⁰

Carbanions generated from 1,3-dithianes also react with epoxides¹⁷⁰¹ to give the expected products.

¹⁶⁹⁴For an improved method of removing the proton, see Lipshutz, B.H.; Garcia, E. *Tetrahedron Lett.* **1990**, 31, 7261.

¹⁶⁹⁵For examples of the use of this reaction, with references, see Larock, R.C. *Comprehensive Organic Transformations*, 2nd ed., Wiley-VCH, NY, **1999**, pp. 1451–1454.

¹⁶⁹⁶For a direct conversion of RX to RCHO, see **10-76**.

¹⁶⁹⁷For example, see Seebach, D.; Jones, N.R.; Corey, E.J. *J. Org. Chem.* **1968**, 33, 300; Hylton, T.; Boekelheide, V. *J. Am. Chem. Soc.* **1968**, 90, 6887; Ogura, K.; Yamashita, M.; Suzuki, M.; Tsuchihashi, G. *Tetrahedron Lett.* **1974**, 3653.

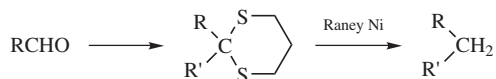
¹⁶⁹⁸Richman, J.E.; Herrmann, J.L.; Schlessinger, R.H. *Tetrahedron Lett.* **1973**, 3267. See also, Ogura, K.; Tsuchihashi, G. *Tetrahedron Lett.* **1971**, 3151; Schill, G.; Jones, P.R. *Synthesis* **1974**, 117; Hori, I.; Hayashi, T.; Midorikawa, H. *Synthesis* **1974**, 705.

¹⁶⁹⁹Corey, E.J. *Pure Appl. Chem.* **1967**, 14, 19, pp. 20–23.

¹⁷⁰⁰For a long list of synthons for RCO, with references, see Hase, T.A.; Koskimies, J.K. *Aldrichimica Acta* **1982**, 15, 35.

¹⁷⁰¹For example, see Corey, E.J.; Seebach, D. *J. Org. Chem.* **1975**, 40, 231; Jones, J.B.; Grayshan, R. *Chem. Commun.* **1970**, 141, 741.

Another useful application of this reaction stems from the fact that dithianes can be desulfurated with Raney nickel (**14-27**). Aldehydes can therefore be converted to chain-extended hydrocarbons:¹⁷⁰²



Similar reactions have been carried out with other thioacetals, as well as with compounds containing three thioether groups on a carbon.¹⁷⁰³

If a stabilizing group other than sulfur is attached to the S-CH₂ unit of a thioether (RSCH₂X, where X is a stabilizing group), formation of the anion and alkylation can be facile. For example, benzylic and allylic thioethers (RSCH₂Ar and RSCH₂CH=CH₂)¹⁷⁰⁴ and thioethers of the form RSCH₃ (R = tetrahydrofuranyl or 2-tetrahydropyranyl)¹⁷⁰⁵ have been successfully alkylated at the carbon adjacent to the sulfur atom.¹⁷⁰⁶ Stabilization by one thioether group has also been used in a method for the homologation of primary halides.¹⁷⁰⁷ Thioanisole is treated with BuLi to give the corresponding anion,¹⁷⁰⁸ which reacts with the halide to give the thioether, which is then refluxed with a mixture of methyl iodide and sodium iodide in DMF to give the alkyl iodide as the final product (via an intermediate sulfonium salt). By this sequence an alkyl halide RX is converted to its homolog RCH₂X by a pathway involving two laboratory steps (see also, **10-64**).

Vinyl sulfides containing an a hydrogen can also be alkylated¹⁷⁰⁹ by alkyl halides or epoxides. This is a method for converting an alkyl halide RX to an α,β -unsaturated aldehyde, which is the synthetic equivalent of the unknown H[⊖]C=CH-CHO ion.¹⁷¹⁰ Even simple alkyl aryl sulfides (RCH₂SAr and RR'CHSAr) have been alkylated to the sulfur.¹⁷¹¹

¹⁷⁰²For examples, see Hylton, T.; Boekelheide, V. *J. Am. Chem. Soc.* **1968**, *90*, 6887; Jones, J.B.; Grayshan, R. *Chem. Commun.* **1970**, 141, 741.

¹⁷⁰³For example, see Seebach, D. *Angew. Chem. Int. Ed.* **1967**, *6*, 442; Olsson, K. *Acta Chem. Scand.* **1968**, *22*, 2390; Mori, K.; Hashimoto, H.; Takenaka, Y.; Takigawa, T. *Synthesis* **1975**, 720; Lissel, M. *Liebigs Ann. Chem.* **1982**, 1589.

¹⁷⁰⁴Uemoto, K.; Kawahito, A.; Matsushita, N.; Skamoto, I.; Kaku, H.; Tsunoda, T. *Tetrahedron Lett.* **2001**, *42*, 905.

¹⁷⁰⁵Block, E.; Aslam, M. *J. Am. Chem. Soc.* **1985**, *107*, 6729.

¹⁷⁰⁶Biellmann, J.F.; Ducep, J.B. *Tetrahedron Lett.* **1968**, 5629; **1969**, 3707; *Tetrahedron* **1971**, *27*, 5861. See also, Narasaka, K.; Hayashi, M.; Mukaiyama, T. *Chem. Lett.* **1972**, 259.

¹⁷⁰⁷Corey, E.J.; Jautelat, M. *Tetrahedron Lett.* **1968**, 5787.

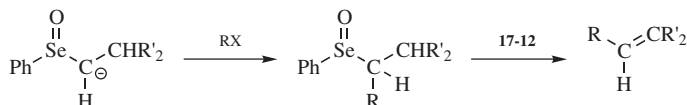
¹⁷⁰⁸Corey, E.J.; Seebach, D. *J. Org. Chem.* **1966**, *31*, 4097.

¹⁷⁰⁹Oshima, K.; Shimoji, K.; Takahashi, H.; Yamamoto, H.; Nozaki, H. *J. Am. Chem. Soc.* **1973**, *95*, 2694.

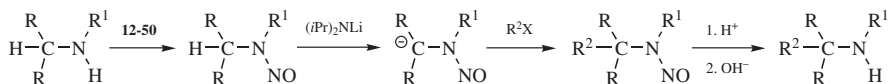
¹⁷¹⁰For references to other synthetic equivalents of this ion, see Funk, R.L.; Bolton, G.L. *J. Am. Chem. Soc.* **1988**, *110*, 1290.

¹⁷¹¹Dolak, T.M.; Bryson, T.A. *Tetrahedron Lett.* **1977**, 1961.

Sulfones¹⁷¹² and sulfonic esters can also be alkylated in the α position if strong enough bases are used.¹⁷¹³ Alkylation at the α position of selenoxides allows the formation of alkenes, since selenoxides easily undergo elimination (**17-12**).¹⁷¹⁴



Alkylation can also be carried out, in certain compounds, at positions α to other heteroatoms,¹⁷¹⁵ for example, at a position α to the nitrogen of tertiary amines.¹⁷¹⁶ Alkylation α to the nitrogen of primary or secondary amines is not generally feasible because an NH hydrogen is usually more acidic than a CH



hydrogen. α -Lithiation of *N*-Boc amines has been accomplished and these react with halides in the presence of a palladium catalyst.¹⁷¹⁷ Alkylation α to the nitrogen atom of a carbamate occurs when the carbamate is treated with a Grignard reagent under electrolysis conditions.¹⁷¹⁸ α -Methoxy amides also react with allyl halides and zinc metal to give alkylation via replacement of the OMe unit.¹⁷¹⁹ It has been accomplished, however, by replacing the NH hydrogens with other (removable) groups.¹⁷²⁰ In one example, a secondary amine is converted to its *N*-nitroso derivative (**12-50**).¹⁷²¹ The *N*-nitroso product is easily hydrolyzed to the product

¹⁷¹²For a review, see Magnus, P.D. *Tetrahedron* **1977**, *33*, 2019, 2022–2025. For alkylation of sulfones containing the F_3CSO_2 group, see Hendrickson, J.B.; Sternbach, D.D.; Bair, K.W. *Acc. Chem. Res.* **1977**, *10*, 306.

¹⁷¹³For examples, see Truce, W.E.; Hollister, K.R.; Lindy, L.B.; Parr, J.E. *J. Org. Chem.* **1968**, *33*, 43; Julia, M.; Arnould, D. *Bull. Soc. Chim. Fr.* **1973**, 743, 746; Bird, R.; Stirling, C.J.M. *J. Chem. Soc. B* **1968**, 111.

¹⁷¹⁴Reich, H.J.; Shah, S.K. *J. Am. Chem. Soc.* **1975**, *97*, 3250.

¹⁷¹⁵For a review of anions α to a selenium atom on small rings, see Krief, A. *Top. Curr. Chem.* **1987**, *135*, 1. For alkylation α to boron see Pelter, A.; Smith, K.; Brown, H.C. *Borane Reagents*, Academic Press, NY, **1988**, pp. 336–341.

¹⁷¹⁶Lepley, A.R.; Khan, W.A. *J. Org. Chem.* **1966**, *31*, 2061, 2064; *Chem. Commun.* **1967**, 1198; Lepley, A.R.; Giumanini, A.G. *J. Org. Chem.* **1966**, *31*, 2055; Ahlbrecht, H.; Dollinger, H. *Tetrahedron Lett.* **1984**, *25*, 1353.

¹⁷¹⁷Dieter, R.K.; Li, S. *Tetrahedron Lett.* **1995**, *36*, 3613.

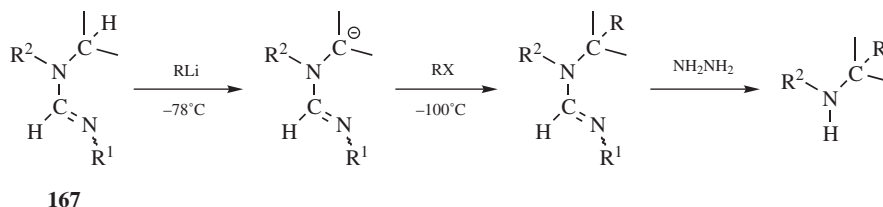
¹⁷¹⁸Suga, S.; Okajima, M.; Yoshida, J.-i. *Tetrahedron Lett.* **2001**, *42*, 2173.

¹⁷¹⁹Kise, N.; Yamazaki, H.; Mabuchi, T.; Shono, T. *Tetrahedron Lett.* **1994**, *35*, 1561.

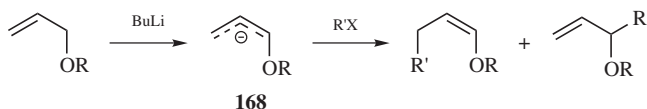
¹⁷²⁰For a review, see Beak, P.; Zajdel, W.J.; Reitz, D.B. *Chem. Rev.* **1984**, *84*, 471.

¹⁷²¹Seebach, D.; Enders, D.; Renger, B. *Chem. Ber.* **1977**, *110*, 1852; Renger, B.; Kalinowski, H.; Seebach, D. *Chem. Ber.* **1977**, *110*, 1866. For a review, see Seebach, D.; Enders, D. *Angew. Chem. Int. Ed.* **1975**, *14*, 15.

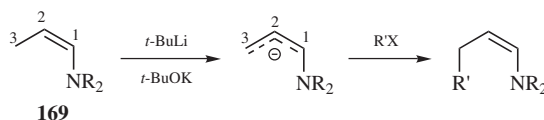
amine (**19-51**).¹⁷²² Alkylation of secondary and primary amines has also been accomplished with >10 other protecting groups, involving conversion of amines to amides, carbamates,¹⁷²³ formamidines,¹⁷²⁴ and phosphoramides.¹⁷¹⁹ In the case of formamidines (**167**), use of a chiral R' leads to a chiral amine, in high ee, even when R is not chiral.¹⁷²⁵



A proton can be removed from an allylic ether by treatment with an alkylolithium at about -70°C (at higher temperatures the Wittig rearrangement, **18-22**, takes place) to give the ion **168**, which reacts with alkyl halides to give the two products



shown.¹⁷²⁶ Similar reactions¹⁷²⁷ have been reported for allylic¹⁷²⁸ and vinylic tertiary amines. In the latter case, enamines **169**, treated with a strong base, are converted to anions that are then alkylated, generally at C-3.¹⁷²⁹ (For direct alkylation of enamines at C-2, see **10-69**.)



¹⁷²²Fridman, A.L.; Mukhametshin, F.M.; Novikov, S.S. *Russ. Chem. Rev.* **1971**, *40*, 34, pp. 41–42.

¹⁷²³For the use of *tert*-butyl carbamates, see Beak, P.; Lee, W. *Tetrahedron Lett.* **1989**, *30*, 1197.

¹⁷²⁴For a review, see Meyers, A.I. *Aldrichimica Acta* **1985**, *18*, 59.

¹⁷²⁵Gawley, R.E.; Hart, G.; Goicoechea-Pappas, M.; Smith, A.L. *J. Org. Chem.* **1986**, *51*, 3076; Gawley, R.E. *J. Am. Chem. Soc.* **1987**, *109*, 1265; Meyers, A.I.; Miller, D.B.; White, F. *J. Am. Chem. Soc.* **1988**, *110*, 4778; Gonzalez, M.A.; Meyers, A.I. *Tetrahedron Lett.* **1989**, *30*, 43, 47, and references cited therein.

¹⁷²⁶Evans, D.A.; Andrews, G.C.; Buckwalter, B. *J. Am. Chem. Soc.* **1974**, *96*, 5560; Still, W.C.; Macdonald, T.L. *J. Am. Chem. Soc.* **1974**, *96*, 5561; Funk, R.L.; Bolton, G.L. *J. Am. Chem. Soc.* **1988**, *110*, 1290. For a similar reaction with triple-bond compounds, see Hommes, H.; Verkrujisse, H.D.; Brandsma, L. *Recl. Trav. Chim. Pays-Bas* **1980**, *99*, 113, and references cited therein.

¹⁷²⁷For a review of allylic and benzylic carbanions substituted by heteroatoms, see Biellmann, J.F.; Ducep, J. *Org. React.* **1982**, *27*, 1.

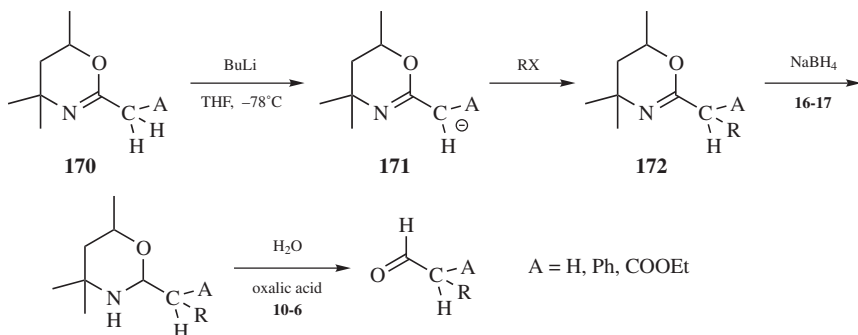
¹⁷²⁸Martin, S.F.; DuPriest, M.T. *Tetrahedron Lett.* **1977**, 3925, and references cited therein.

¹⁷²⁹For a review, see Ahlbrecht, H. *Chimia* **1977**, *31*, 391.

It is also possible to alkylate a methyl, ethyl, or other primary group of an aryl ester ArCOOR , where Ar is a 2,4,6-trialkylphenyl group.¹⁷³⁰ Since esters can be hydrolyzed to alcohols, this constitutes an indirect alkylation of primary alcohols. Methanol has also been alkylated by converting it to $^{\ominus}\text{CH}_2\text{O}^{\ominus}$.¹⁷³¹

OS VI, 316, 364, 542, 704, 869; VIII, 573.

10-72 Alkylation of Dihydro-1,3-Oxazine: The Meyers Synthesis of Aldehydes, Ketones, and Carboxylic Acids



A synthesis of aldehydes¹⁷³² developed by Meyers¹⁷³³ begins with the commercially available dihydro-1,3-oxazine derivatives **170** ($\text{A} = \text{H}$, Ph , or COOEt).¹⁷³⁴ Removal of a proton from the indicated carbon in **170** leads to the resonance stabilized and bidentate anion **172**. Alkylation occurs regioselectively at carbon by a many alkyl bromides and iodides. The R group of RX can be primary or secondary alkyl, allylic, or benzylic and can carry another halogen or a CN group.¹⁷³⁵ The alkylated oxazine **173** is then reduced and hydrolyzed to give an aldehyde containing two more carbons than the starting RX . This method thus complements **10-71**, which converts RX to an aldehyde containing one more carbon. Since A can be H, mono- or disubstituted acetaldehydes can be produced by this method.

The ion **171** also reacts with epoxides, to form γ -hydroxy aldehydes after reduction and hydrolysis,¹⁷³⁶ and with aldehydes and ketones (**16-38**). Similar aldehyde

¹⁷³⁰Beak, P.; Carter, L.G. *J. Org. Chem.* **1981**, *46*, 2363.

¹⁷³¹Seebach, D.; Meyer, N. *Angew. Chem. Int. Ed.* **1976**, *15*, 438.

¹⁷³²For examples of the preparation of aldehydes and ketones by the reactions in this section, see Larock, R.C. *Comprehensive Organic Transformations*, 2nd ed., Wiley-VCH, NY, **1999**, pp. 1461–1465.

¹⁷³³Meyers, A.I.; Nabeya, A.; Adickes, H.W.; Politzer, I.R.; Malone, G.R.; Kovelesky, A.C.; Nolen, R.L.; Portnoy, R.C. *J. Org. Chem.* **1973**, *38*, 36.

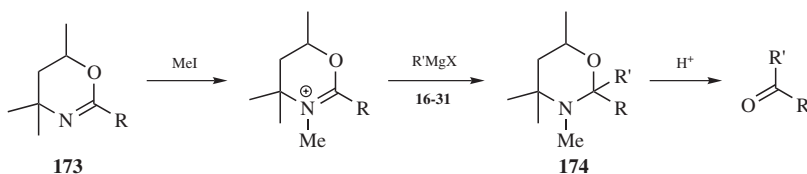
¹⁷³⁴For reviews of the preparation and reactions of **169**, see Schmidt, R.R. *Synthesis* **1972**, 333; Collington, E.W. *Chem. Ind. (London)* **1973**, 987.

¹⁷³⁵Meyers, A.I.; Malone, G.R.; Adickes, H.W. *Tetrahedron Lett.* **1970**, 3715.

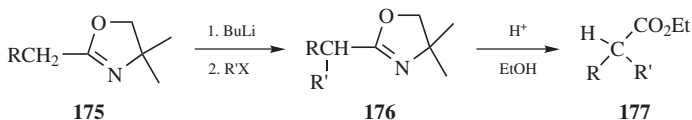
¹⁷³⁶Adickes, H.W.; Politzer, I.R.; Meyers, A.I. *J. Am. Chem. Soc.* **1969**, *91*, 2155.

synthesis has also been carried out with thiazoles¹⁷³⁷ and thiazolines¹⁷³⁸ (five-membered rings containing N and S in the 1 and 3 positions).

The reaction has been extended to the preparation of ketones:¹⁷³⁹ Treatment of a dihydro-1,3-oxazine (**172**) with iodomethane forms the iminium salt **173** (**10-31**) which, when treated with a Grignard reagent or organolithium compound (**16-31**)



produces **174**, which can be hydrolyzed to a ketone. The R group can be alkyl, cycloalkyl, aryl, benzylic, and so on, and R' of the Grignard reagent can be alkyl, aryl, benzylic, or allylic. Note that the heterocycles **170**, **172**, or **173** do not react directly with Grignard reagents. In another procedure, 2-oxazolines (**175**)¹⁷⁴⁰ can be alkylated to give **176**,¹⁷⁴¹ which are easily converted directly to the esters **177** by heating in 5–7% ethanolic sulfuric acid.



2-Oxazolines **175** and **176** are thus synthons for carboxylic acids; this is another indirect method for the α alkylation of a carboxylic acid,¹⁷⁴² representing an alternative to the malonic ester synthesis (**10-67**) and to **10-70** and **10-73**. The method can be adapted to the preparation of optically active carboxylic acids by the use of a chiral reagent.¹⁷⁴³ Note that, unlike **170**, **175** can be alkylated even if R is alkyl. However, the C=N bond of **175** and **176** cannot be effectively reduced, so that aldehyde synthesis is not feasible here.¹⁷⁴⁴

OS VI, 905.

¹⁷³⁷Altman, L.J.; Richheimer, S.L. *Tetrahedron Lett.* **1971**, 4709.

¹⁷³⁸Meyers, A.I.; Durandetta, J.L. *J. Org. Chem.* **1975**, *40*, 2021.

¹⁷³⁹Meyers, A.I.; Smith, E.M. *J. Am. Chem. Soc.* **1970**, *92*, 1084; *J. Org. Chem.* **1972**, *37*, 4289.

¹⁷⁴⁰For a review, see Meyers, A.I.; Mihelich, E.D. *Angew. Chem. Int. Ed.* **1976**, *15*, 270.

¹⁷⁴¹Meyers, A.I.; Temple, Jr., D.L.; Nolen, R.L.; Mihelich, E.D. *J. Org. Chem.* **1974**, *39*, 2778; Meyers, A.I.; Mihelich, E.D.; Nolen, R.L. *J. Org. Chem.* **1974**, *39*, 2783; Meyers, A.I.; Mihelich, E.D.; Kamata, K. *J. Chem. Soc., Chem. Commun.* **1974**, 768.

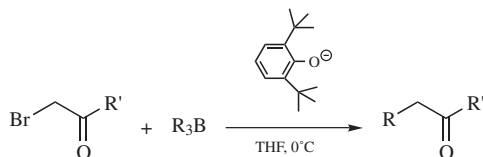
¹⁷⁴²For reviews, see Meyers, A.I. *Pure Appl. Chem.* **1979**, *51*, 1255; *Acc. Chem. Res.* **1978**, *11*, 375. See also, Hoobler, M.A.; Bergbreiter, D.E.; Newcomb, M. *J. Am. Chem. Soc.* **1978**, *100*, 8182; Meyers, A.I.; Snyder, E.S.; Ackerman, J.J.H. *J. Am. Chem. Soc.* **1978**, *100*, 8186.

¹⁷⁴³For a review of asymmetric synthesis via chiral oxazolines, see Lutomski, K.A.; Meyers, A.I., in Morrison, J.D. *Asymmetric Synthesis*, Vol. 3, Academic Press, NY, **1984**, pp. 213–274.

¹⁷⁴⁴Meyers, A.I.; Temple Jr., D.L. *J. Am. Chem. Soc.* **1970**, *92*, 6644, 6646.

10-73 Alkylation with Trialkylboranes

Alkyl-de-halogenation



Trialkylboranes react rapidly and in high yields with α -halo ketones,¹⁷⁴⁵ α -halo esters,¹⁷⁴⁶ α -halo nitriles,¹⁷⁴⁷ and α -halo sulfonyl derivatives (sulfones, sulfonic esters, sulfonamides)¹⁷⁴⁸ in the presence of a base to give, respectively, alkylated ketones, esters, nitriles, and sulfonyl derivatives.¹⁷⁴⁹ Potassium *tert*-butoxide is often a suitable base, but potassium 2,6-di-*tert*-butylphenoxide at 0°C in THF gives better results in most cases, possibly because the large bulk of the two *tert*-butyl groups prevents the base from coordinating with the R₃B.¹⁷⁵⁰ The trialkylboranes are prepared by treatment of 3 equivalents of an alkene with 1 equivalent of BH₃ (**15-16**).¹⁷⁵¹ With appropriate boranes, the R group transferred to α -halo ketones, nitriles, and esters can be vinylic,¹⁷⁵² or (for α -halo ketones and esters) aryl.¹⁷⁵³

The reaction can be extended to α,α -dihalo esters¹⁷⁵⁴ and α,α -dihalo nitriles.¹⁷⁵⁵ It is possible to replace just one halogen or both. In the latter case the two alkyl groups can be the same or different. When dialkylation is applied to dihalo nitriles, the two alkyl groups can be primary or secondary, but with dihalo esters, dialkylation is limited to primary R. Another extension is the reaction of boranes (BR₃) with γ -halo- α,β -unsaturated esters.¹⁷⁵⁶ Alkylation takes place in the γ position, but the double bond migrates out of conjugation with the COOEt unit [BrCH₂CH=CHCOOEt \rightarrow RCH=CHCH₂COOEt]. In this case, however, double-bond

¹⁷⁴⁵Brown, H.C.; Rogić, M.M.; Rathke, M.W. *J. Am. Chem. Soc.* **1968**, *90*, 6218.

¹⁷⁴⁶Brown, H.C.; Rogić, M.M.; Rathke, M.W.; Kabalka, G.W. *J. Am. Chem. Soc.* **1968**, *90*, 818.

¹⁷⁴⁷Brown, H.C.; Nambu, H.; Rogić, M.M. *J. Am. Chem. Soc.* **1969**, *91*, 6854.

¹⁷⁴⁸Truce, W.E.; Mura, L.A.; Smith, P.J.; Young, F. *J. Org. Chem.* **1974**, *39*, 1449.

¹⁷⁴⁹For reviews, see Negishi, E.; Idacavage, M.J. *Org. React.* **1985**, *33*, 1, 42–43, 143–150; Weill-Raynal, J. *Synthesis* **1976**, 633; Brown, H.C.; Rogić, M.M. *Organomet. Chem. Synth.* **1972**, *1*, 305; Rogić, M.M. *Intra-Sci. Chem. Rep.* **1973**, *7*(2), 155; Brown, H.C. *Boranes in Organic Chemistry*, Cornell University Press, Ithaca, NY, **1972**, pp. 372–391, 404–409; Cragg, G.M.L. *Organoboranes in Organic Synthesis*, Marcel Dekker, NY, **1973**, pp. 275–278, 283–287.

¹⁷⁵⁰Brown, H.C.; Nambu, H.; Rogić, M.M. *J. Am. Chem. Soc.* **1969**, *91*, 6852, 6854, 6855.

¹⁷⁵¹For an improved procedure, with B-9-BBN (see p. \$\$\$), see Brown, H.C.; Rogić, M.M. *J. Am. Chem. Soc.* **1969**, *91*, 2146; Brown, H.C.; Rogić, M.M.; Nambu, H.; Rathke, M.W. *J. Am. Chem. Soc.* **1969**, *91*, 2147; Katz, J.; Dubois, J.E.; Lion, C. *Bull. Soc. Chim. Fr.* **1977**, 683.

¹⁷⁵²Brown, H.C.; Bhat, N.G.; Campbell, Jr., J.B. *J. Org. Chem.* **1986**, *51*, 3398.

¹⁷⁵³Brown, H.C.; Rogić, M.M. *J. Am. Chem. Soc.* **1969**, *91*, 4304.

¹⁷⁵⁴Brown, H.C.; Rogić, M.M.; Rathke, M.W.; Kabalka, G.W. *J. Am. Chem. Soc.* **1968**, *90*, 1911.

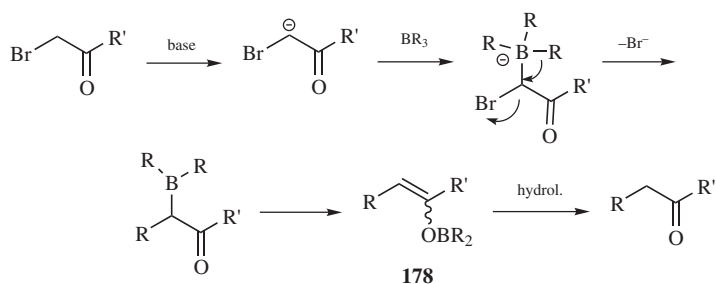
¹⁷⁵⁵Nambu, H.; Brown, H.C. *J. Am. Chem. Soc.* **1970**, *92*, 5790.

¹⁷⁵⁶Brown, H.C.; Nambu, H. *J. Am. Chem. Soc.* **1970**, *92*, 1761.

migration is an advantage, because nonconjugated β,γ -unsaturated esters are usually much more difficult to prepare than their α,β -unsaturated isomers.

The alkylation of activated halogen compounds is one of several reactions of trialkylboranes developed by H.C. Brown¹⁷⁵⁷ (see also, **15-16**, **15-27**, **18-31-18-40**, and so on). These compounds are extremely versatile and can be used for the preparation of many types of compounds. In this reaction, for example, an alkene (through the BR_3 prepared from it) can be coupled to a ketone, a nitrile, a carboxylic ester, or a sulfonyl derivative. Note that this is still another indirect way to alkylate a ketone (see **10-68**) or a carboxylic acid (see **10-70**), and provides an additional alternative to the malonic ester and acetoacetic ester syntheses (**10-67**).

Although superficially this reaction resembles **10-57** it is likely that the mechanism is quite different, involving migration of an R group from boron to carbon (see also, **18-23-18-26**). The mechanism is not known with certainty,¹⁷⁵⁸ but it may be tentatively shown as (illustrated for an α -halo ketone):



The first step is removal of the acidic proton by the base to give an enolate anion that combines with the borane (Lewis acid–base reaction). An R group then migrates, displacing the halogen leaving group.¹⁷⁵⁹ Another migration follows, this time of BR_2 from carbon to oxygen to give the enol borinate **178**,¹⁷⁶⁰ which is hydrolyzed. Configuration at R is retained.¹⁷⁶¹

¹⁷⁵⁷Brown, H.C. *Organic Syntheses via Boranes*, Wiley, NY, **1975**; *Hydroboration*, W.A. Benjamin, NY, **1962**; *Boranes in Organic Chemistry*, Cornell University Press, Ithaca, NY, **1972**; Pelter, A.; Smith, K.; Brown, H.C. *Borane Reagents*, Academic Press, NY, **1988**.

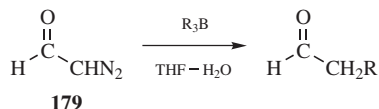
¹⁷⁵⁸See Prager, R.H.; Reece, P.A. *Aust. J. Chem.* **1975**, *28*, 1775.

¹⁷⁵⁹It has been shown that this migration occurs stereospecifically with inversion in the absence of a solvent, but nonstereospecifically in the presence of a solvent, such as THF or dimethyl sulfide: Midland, M.M.; Zolopa, A.R.; Halterman, R.I. *J. Am. Chem. Soc.* **1979**, *101*, 248. See also, Midland, M.M.; Preston, S.B. *J. Org. Chem.* **1980**, *45*, 747.

¹⁷⁶⁰Pasto, D.J.; Wojtkowski, P.W. *Tetrahedron Lett.* **1970**, 215, Pasto, D.J.; Wojtkowski, P.W. *J. Org. Chem.* **1971**, *36*, 1790.

¹⁷⁶¹Brown, H.C.; Rogić, M.M.; Rathke, M.W.; Kabalka, G.W. *J. Am. Chem. Soc.* **1969**, *91*, 2150.

The reaction has also been applied to compounds with other leaving groups. Diazo ketones, diazo esters, diazo nitriles, and diazo aldehydes (**179**)¹⁷⁶² react with trialkylboranes in a similar manner.

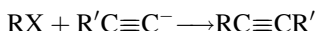


The mechanism is probably also similar. In this case a base is not needed, since the carbon already has an available pair of electrons. The reaction with diazo aldehydes¹⁷⁶³ is especially notable, since successful reactions cannot be obtained with α -halo aldehydes.¹⁷⁶⁴

OS VI, 919; IX, 107.

10-74 Alkylation at an Alkynyl Carbon

Alkynyl-de-halogenation



The reaction between alkyl halides and acetylide ions is useful but of limited scope.¹⁷⁶⁵ Only primary halides unbranched in the β -position give good yields, although allylic halides can be used if CuI is present.¹⁷⁶⁶ If acetylene is the reagent, two different groups can be successively attached. Sulfates, sulfonates, and epoxides¹⁷⁶⁷ are sometimes used as substrates. The acetylide ion is often prepared by treatment of an alkyne with a strong base such as NaNH_2 . Magnesium acetylides (ethynyl Grignard reagents; prepared as in **12-22**) are also frequently used, although they react only with active substrates, such as allylic, benzylic, and propargylic halides, and not with primary alkyl halides. Alternatively, the alkyl halide can be treated with a lithium acetylide–ethylenediamine complex.¹⁷⁶⁸ If 2 equivalents of a very

¹⁷⁶²Hooz, J.; Gunn, D.M.; Kono, H. *Can. J. Chem.* **1971**, *49*, 2371; Mikhailov, B.M.; Gurskii, M.E. *Bull. Acad. Sci. USSR Div. Chem. Sci.* **1973**, *22*, 2588.

¹⁷⁶³Hooz, J.; Morrison, G.F. *Can. J. Chem.* **1970**, *48*, 868.

¹⁷⁶⁴For an improved procedure, see Hooz, J.; Bridson, J.N.; Calzada, J.G.; Brown, H.C.; Midland, M.M.; Levy, A.B. *J. Org. Chem.* **1973**, *38*, 2574.

¹⁷⁶⁵For reviews, see Ben-Efraim, D.A., in Patai, S. *The Chemistry of the Carbon–Carbon Triple Bond*, Wiley, NY, **1978**, pp. 790–800; Ziegenbein, W., in Viehe, H.G. *Acetylenes*, Marcel Dekker, NY, **1969**, pp. 185–206, 241–244. For a discussion of the best ways of preparing various types of alkyne, see Bernadou, F.; Mesnard, D.; Miginiac, L. *J. Chem. Res. (S)* **1978**, 106; **1979**, 190.

¹⁷⁶⁶Bourgain, M.; Normant, J.F. *Bull. Soc. Chim. Fr.* **1973**, 1777; Jeffery, T. *Tetrahedron Lett.* **1989**, *30*, 2225.

¹⁷⁶⁷For example, see Fried, J.; Lin, C.; Ford, S.H. *Tetrahedron Lett.* **1969**, 1379; Krause, N.; Seebach, D. *Chem. Ber.* **1988**, *121*, 1315.

¹⁷⁶⁸Smith, W.N.; Beumel Jr., O.F. *Synthesis* **1974**, 441.

strong base are used, alkylation can be effected at a carbon α to a terminal triple bond: $\text{RCH}_2\text{C}\equiv\text{CH} + 2\text{BuLi} \rightarrow \text{RCHC}\equiv\text{C}^- + \text{R}'\text{Br} \rightarrow \text{RR}'\text{CHC}\equiv\text{C}^-$.¹⁷⁶⁹ For another method of alkylating at an alkynyl carbon, see **18-26**. An alternative method for generating an alkyne anion treated a trialkylsilyl alkyne with potassium carbonate in methanol, and then methyllithium/LiBr.¹⁷⁷⁰ In the presence of an alkyl iodide, alkylation at the alkynyl carbon occurred.

Alkynes couple with alkyl halides in the presence of SmI_2/Sm .¹⁷⁷¹ Alkynes react with hypervalent iodine compounds¹⁷⁷² and with reactive alkanes such as adamantane in the presence of AIBN.¹⁷⁷³ The reaction of benzylic amines with terminal alkynes, in the presence of copper triflate and *tert*-butylhydroperoxide leads to incorporation of the alkyne group α to the nitrogen.¹⁷⁷⁴ A similar reaction occurs at a methyl group of *N,N*-dimethylaniline.¹⁷⁷⁵ α -Methoxycarbamates ($\text{MeO}-\text{CHR}-\text{NR}^1-\text{CO}_2\text{R}^2$) react with terminal alkynes and CuBr to give the alkynylamine.¹⁷⁷⁶ In the presence of GaCl_3 , $\text{ClC}\equiv\text{CSiMe}_3$ reacts with silyl enol ethers to give, after treatment with methanolic acid, an α -ethynyl ketone.¹⁷⁷⁷

1-Haloalkynes ($\text{R}-\text{C}\equiv\text{C}-\text{X}$) react with ArSnBu_3 and CuI to give $\text{R}-\text{C}\equiv\text{C}-\text{Ar}$.¹⁷⁷⁸ Organozirconium compounds react in a similar manner.¹⁷⁷⁹ Acetylene reacts with 2 equivalents of iodobenzene, in the presence of a palladium catalyst and CuI , to give 1,2-diphenylethyne.¹⁷⁸⁰ 1-Trialkylsilyl alkynes react with 1-haloalkynes, in the presence of a CuCl catalyst, to give diynes¹⁷⁸¹ and with aryl triflates to give 1-aryl alkynes.¹⁷⁸²

In a related reaction, terminal alkynes react with silanes (R_3SiH) in the presence of an iridium catalyst to give the 1-trialkylsilyl alkyne.¹⁷⁸³ Similar products are obtained when terminal alkynes react with *N*-trialkylsilylamines and ZnCl_2 .¹⁷⁸⁴

¹⁷⁶⁹Bhanu, S.; Scheinmann, F. *J. Chem. Soc. Perkin Trans. 1*, **1979**, 1218; Quillinan, A.J.; Scheinmann, F. *Org. Synth.* **VI**, 595.

¹⁷⁷⁰Fiandanesse, V.; Bottalico, D.; Marchese, G.; Punzi, A. *Tetrahedron Lett.* **2003**, *44*, 9087.

¹⁷⁷¹Murakami, M.; Hayashi, M.; Ito, Y. *Synlett*, **1994**, 179.

¹⁷⁷²Kang, S.-K.; Lim, K.-H.; Ho, P.-S.; Kim, W.-Y. *Synthesis* **1997**, 874.

¹⁷⁷³Xiang, J.; Jiang, W.; Fuchs, P.L. *Tetrahedron Lett.* **1997**, *38*, 6635.

¹⁷⁷⁴Li, Z.; Li, C.-J. *Org. Lett.* **2004**, *6*, 4997.

¹⁷⁷⁵Li, Z.; Li, C.-J. *J. Am. Chem. Soc.* **2004**, *126*, 11810.

¹⁷⁷⁶Zhang, J.; Wei, C.; Lei, C.-J. *Tetrahedron Lett.* **2002**, *43*, 5731.

¹⁷⁷⁷Arisawa, M.; Amemiya, R.; Yamaguchi, M. *Org. Lett.* **2002**, *4*, 2209.

¹⁷⁷⁸Kang, S.-K.; Kim, W.-Y.; Jiao, X. *Synthesis* **1998**, 1252.

¹⁷⁷⁹Liu, Y.; Xi, C.; Hara, R.; Nakajima, K.; Yamazaki, A.; Kotoru, M.; Takahashi, T. *J. Org. Chem.* **2000**, *65*, 6951.

¹⁷⁸⁰Pal, M.; Kundu, N.G. *J. Chem. Soc. Perkin Trans 1*, **1996**, 449. Also see, Nguéfacq, J.-F.; Bolitt, V.; Sinou, D. *Tetrahedron Lett.* **1996**, *37*, 5527.

¹⁷⁸¹Nishihara, Y.; Ikegashira, K.; Mori, A.; Hiyama, T. *Tetrahedron Lett.* **1998**, *39*, 4075.

¹⁷⁸²Bumagin, N.A.; Sukhmolinova, L.I.; Luzikova, E.V.; Tolstaya, T.P.; Beletskaya, I.P. *Tetrahedron Lett.* **1996**, *37*, 897; Powell, N.A.; Rychnovsky, S.D. *Tetrahedron Lett.* **1996**, *37*, 7901; Nishihara, Y.; Ikegashira, K.; Mori, A.; Hiyama, T. *Chem. Lett.* **1997**, 1233.

¹⁷⁸³Shimizu, R.; Fuchikami, T. *Tetrahedron Lett.* **2000**, *41*, 907.

¹⁷⁸⁴Andreev, A.A.; Konshin, V.V.; Komarov, N.V.; Rubin, M.; Brouwer, C.; Gevorgyan, V. *Org. Lett.* **2004**, *6*, 421.

OS IV, 117; VI, 273, 564, 595; VIII, 415; IX, 117, 477, 688; 76, 263. Also see, OS IV, 801; VI, 925.

10-75 Preparation of Nitriles

Cyano-de-halogenation



The reaction between cyanide ion and alkyl halides is a convenient method for the preparation of nitriles.¹⁷⁸⁵ Primary, benzylic, and allylic halides give good yields of nitriles; secondary halides give moderate yields. The reaction fails for tertiary halides, which give elimination under these conditions. Many other groups on the molecule do not interfere. A number of solvents have been used, but the high yields and short reaction times observed with DMSO make it a very good solvent for this reaction.¹⁷⁸⁶ Other ways to obtain high yields under mild conditions are to use a phase-transfer catalyst,¹⁷⁸⁷ in alternative solvents, such as PEG 400 (a polyethylene glycol),¹⁷⁸⁸ or with ultrasound.¹⁷⁸⁹ This is an important way of increasing the length of a carbon chain by one carbon, since nitriles are easily hydrolyzed to carboxylic acids (16-4).

The cyanide ion is an ambident nucleophile (it can react via N or via C) and isocyanides (also called isonitriles, $\text{R}-\text{N}\equiv\text{C}$) may be side products.¹⁷⁹⁰ If the preparation of isocyanides is desired, they can be made the main products by the use of reagents with more covalent metal-carbon bonds, such as silver or copper(I) cyanide¹⁷⁹¹ (p. 515). However, the use on an excess of LiCN in acetone/THF gave the nitrile as the major product.¹⁷⁹² Tosyl cyanide (ToSO_2CN) has been used in some cases.¹⁷⁹³

Vinyl bromides can be converted to vinylic cyanides with CuCN,¹⁷⁹⁴ with KCN, a crown ether, and a Pd(0) complex,¹⁷⁹⁵ or with KCN and a Ni(0)

¹⁷⁸⁵For reviews, see, in Patai, S.; Rappoport, Z. *The Chemistry of Functional Groups, Supplement C*, pt. 1, Wiley, NY, 1983, the articles by Fatiadi, A.J. pt. 2, pp. 1057-1303, and Friedrich, K. pt. 2, pp. 1343-1390; Friedrich, K.; Wallenfels, K., in Rappoport, Z. *The Chemistry of the Cyano Group*, Wiley, NY, 1970, pp. 77-86.

¹⁷⁸⁶Smiley, R.A.; Arnold, C. *J. Org. Chem.* 1960, 25, 257; Friedman, L.; Shechter, H. *J. Org. Chem.* 1960, 25, 877.

¹⁷⁸⁷For reviews, see Starks, C.M.; Liotta, C. *Phase Transfer Catalysis*, Academic Press, NY, 1978, pp. 94-112; Weber, W.P.; Gokel, G.W. *Phase Transfer Catalysis in Organic Synthesis*, Springer, NY, 1977, pp. 96-108. See also, Bram, G.; Loupy, A.; Pedoussaut, M. *Tetrahedron Lett.* 1986, 27, 4171; *Bull. Soc. Chim. Fr.* 1986, 124.

¹⁷⁸⁸Cao, Y.-Q.; Che, B.-H.; Pei, B.-G. *Synth. Commun.* 2001, 31, 2203.

¹⁷⁸⁹Ando, T.; Kawate, T.; Ichihara, J.; Hanafusa, T. *Chem. Lett.* 1984, 725.

¹⁷⁹⁰For a solid-phase synthesis of isonitriles see Luanay, D.; Booth, S.; Clemens, I.; Merritt, A.; Bradley, M. *Tetrahedron Lett.* 2002, 43, 7201.

¹⁷⁹¹For an example, see Jackson, H.L.; McKusick, B.C. *Org. Synth.* IV, 438.

¹⁷⁹²Ciaccio, J.A.; Smrtka, M.; Maio, W.A.; Rucando, D. *Tetrahedron Lett.* 2004, 45, 7201.

¹⁷⁹³Kim, S.; Song, H.-J. *Synlett* 2002, 2110.

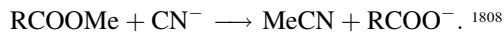
¹⁷⁹⁴For example, see Koelsch, C.F. *J. Am. Chem. Soc.* 1936, 58, 1328; Newman, M.S.; Boden, H. *J. Org. Chem.* 1961, 26, 2525; Lapouyade, R.; Daney, M.; Lapenue, M.; Bouas-Laurent, H. *Bull. Soc. Chim. Fr.* 1973, 720.

¹⁷⁹⁵Yamamura, K.; Murahashi, S. *Tetrahedron Lett.* 1977, 4429.

catalyst.¹⁷⁹⁶ Halides can be converted to the corresponding nitriles by treatment with trimethylsilyl cyanide in the presence of catalytic amounts of SnCl₄: R₃CCl + Me₃SiCN → R₃CCN.¹⁷⁹⁷ Primary, secondary, and tertiary alcohols are converted to nitriles in good yields by treatment with NaCN, Me₃SiCl, and a catalytic amount of NaI in DMF–MeCN.¹⁷⁹⁸ Lewis acids have been used in conjunction with NaCN or KCN.¹⁷⁹⁹ α,β-Epoxy amides were opened to the β-cyano-α-hydroxyamide with Et₂AlCN.¹⁸⁰⁰ Cyanohydrins react with alkyl halides in some cases to give the nitrile.¹⁸⁰¹

Substrates that react with cyanide may contain leaving groups other than halides, such as esters of sulfuric and sulfonic acids (sulfates and sulfonates, respectively). Vinylic triflates give vinylic cyanides when treated with LiCN, a crown ether, and a palladium catalyst.¹⁸⁰² Epoxides give β-hydroxy nitriles. The C-2-selectivity was observed when NaCN and B(OMe)₃ were reacted with a disubstituted epoxide.¹⁸⁰³ The use of trimethylsilyl cyanide (Me₃SiCN) and a Lewis acid generates the *o*-TMS β-hydroxy nitrile, and the use of YbCl₃ and a salen complex gave good enantioselectivity.¹⁸⁰⁴ One alkoxy group of acetals is replaced by CN [R₂C(OR')₂ → R₂C(OR')CN] with Me₃SiCN and a catalyst¹⁸⁰⁵ or with *t*-BuNC and TiCl₄.¹⁸⁰⁶ Tetrabutylammonium cyanide converted a primary alcohol to the corresponding nitrile in the presence of PPh₃/DDQ.¹⁸⁰⁷

Sodium cyanide in HMPA selectively cleaves methyl esters in the presence of ethyl esters:



¹⁷⁹⁶Sakakibara, Y.; Yadani, N.; Ibuki, I.; Sakai, M.; Uchino, N. *Chem. Lett.* **1982**, 1565; Procházka, M.; Siroky, M. *Collect. Czech. Chem. Commun.* **1983**, *48*, 1765.

¹⁷⁹⁷Reetz, M.T.; Chatziiosifidis, I. *Angew. Chem. Int. Ed.* **1981**, *20*, 1017; Zieger, H.E.; Wo, S. *J. Org. Chem.* **1994**, *59*, 3838. See Tsuji, Y.; Yamada, N.; Tanaka, S. *J. Org. Chem.* **1993**, *58*, 16 for a similar reaction with allylic acetates. See Hayashi, M.; Tamura, M.; Oguni, N. *Synlett*, **1992**, 663 for a similar reaction with epoxides using a titanium catalyst.

¹⁷⁹⁸Davis, R.; Untch, K.G. *J. Org. Chem.* **1981**, *46*, 2985. See also, Mizuno, A.; Hamada, Y.; Shioiri, T. *Synthesis* **1980**, 1007; Manna, S.; Falck, J.R.; Mioskowski, C. *Synth. Commun.* **1985**, *15*, 663; Camps, F.; Gasol, V.; Guerrero, A. *Synth. Commun.* **1988**, *18*, 445.

¹⁷⁹⁹Ce(OTf)₄: Iranpoor, N.; Shekariz, M. *Synth. Commun.* **1999**, *29*, 2249.

¹⁸⁰⁰Ruano, J.L.G.; Fernández-Ibáñez, M.Á.; Castro, A.M.M.; Ramos, J.H.R.; Flamarique, A.C.R. *Tetrahedron Asymmetry* **2002**, *13*, 1321.

¹⁸⁰¹Dowd, P.; Wilk, B.K.; Wlostowski, M. *Synth. Commun.* **1993**, *23*, 2323; Wilk, B.K. *Synth. Commun.* **1993**, *23*, 2481 and see Ohno, H.; Mori, A.; Inoue, S. *Chem. Lett.* **1993**, 975 and Mitchell, D.; Koenig, T.M. *Tetrahedron Lett.* **1992**, *33*, 3281 for similar reactions with epoxides.

¹⁸⁰²Piers, E.; Fleming, F.F. *J. Chem. Soc., Chem. Commun.* **1989**, 756.

¹⁸⁰³Sasaki, M.; Tanino, K.; Hirai, A.; Miyashita, M. *Org. Lett.* **2003**, *5*, 1789.

¹⁸⁰⁴Schaus, S.E.; Jacobsen, E.N. *Org. Lett.* **2000**, *2*, 1001.

¹⁸⁰⁵Torii, S.; Inokuchi, T.; Kobayashi, T. *Chem. Lett.* **1984**, 897; Soga, T.; Takenoshita, H.; Yamada, M.; Mukaiyama, T. *Bull. Chem. Soc. Jpn.* **1990**, *63*, 3122.

¹⁸⁰⁶Ito, Y.; Imai, H.; Segoe, K.; Saegusa, T. *Chem. Lett.* **1984**, 937.

¹⁸⁰⁷Iranpoor, N.; Firouzabadi, H.; Akhlaghinia, B.; Nowrouzi, N. *J. Org. Chem.* **2004**, *69*, 2562.

¹⁸⁰⁸Müller, P.; Siegfried, B. *Helv. Chim. Acta* **1974**, *57*, 987.

OS I, 46, 107, 156, 181, 254, 256, 536; II, 292, 376; III, 174, 372, 557; IV, 438, 496, 576; V, 578, 614.

10-76 Direct Conversion of Alkyl Halides to Aldehydes and Ketones

Formyl-de-halogenation



The direct conversion of alkyl bromides to aldehydes, with an increase in the chain length by one carbon, can be accomplished¹⁸⁰⁹ by treatment with sodium tetracarbonylferrate(-2)¹⁸¹⁰ (*Collman's reagent*) in the presence of triphenylphosphine and subsequent quenching of **180** with acetic acid. The reagent $\text{Na}_2\text{Fe}(\text{CO})_4$ can be prepared by treatment of iron pentacarbonyl $\text{Fe}(\text{CO})_5$ with sodium amalgam in THF. Good yields are obtained from primary alkyl bromides; secondary bromides give lower yields. The reaction is generally not satisfactory for benzylic bromides, but a good yield of the ketone was obtained using benzyl chloride and aryl iodides.¹⁸¹¹ The initial species produced from RX and $\text{Na}_2\text{Fe}(\text{CO})_4$ is the ion $\text{RFe}(\text{CO})_4^-$ (which can be isolated¹⁸¹²); it then reacts with Ph_3P to give **180**.¹⁸¹³

The synthesis can be extended to the preparation of ketones in six distinct ways.¹⁸¹⁴ These include quenching **180** with a second alkyl halide ($\text{R}'\text{X}$) rather than acetic acid; omitting PPh_3 with first RX and then adding the second, $\text{R}'\text{X}$; treatment with RX in the presence of CO ,¹⁸¹⁰ followed by treatment with $\text{R}'\text{X}$; treatment with an acyl halide followed by treatment with an alkyl halide or an epoxide, gives an α,β -unsaturated ketone.¹⁸¹⁵ The final variations involve reaction of alkyl halides or tosylates with $\text{Na}_2\text{Fe}(\text{CO})_4$ in the presence of ethylene to give alkyl ethyl ketones;¹⁸¹⁶ when 1,4-dihalides are used, five-membered cyclic ketones are prepared.¹⁸¹⁷

¹⁸⁰⁹Cooke, Jr., M.P. *J. Am. Chem. Soc.* **1970**, *92*, 6080.

¹⁸¹⁰For a review of this reagent, see Collman, J.P. *Acc. Chem. Res.* **1975**, *8*, 342. For a review of the related tetracarbonylhydridoferrates $\text{MHFe}(\text{CO})_4$, see Brunet, J. *Chem. Rev.* **1990**, *90*, 1041.

¹⁸¹¹Dolhem, E.; Barhdadi, R.; Folest, J.C.; Nédélec, J.Y.; Troupel, M. *Tetrahedron* **2001**, *57*, 525.

¹⁸¹²Siegl, W.O.; Collman, J.P. *J. Am. Chem. Soc.* **1972**, *94*, 2516.

¹⁸¹³For the mechanism of the conversion $\text{RFe}(\text{CO})_4^- \rightarrow \mathbf{180}$, see Collman, J.P.; Finke, R.G.; Cawse, J.N.; Brauman, J.I. *J. Am. Chem. Soc.* **1977**, *99*, 2515; **1978**, *100*, 4766.

¹⁸¹⁴For the first four of these methods, see Collman, J.P.; Winter, S.R.; Clark, D.R. *J. Am. Chem. Soc.* **1972**, *94*, 1788; Collman, J.P.; Hoffman, N.W. *J. Am. Chem. Soc.* **1973**, *95*, 2689.

¹⁸¹⁵Yamashita, M.; Yamamura, S.; Kurimoto, M.; Suemitsu, R. *Chem. Lett.* **1979**, 1067.

¹⁸¹⁶Cooke, Jr., M.P.; Parlman, R.M. *J. Am. Chem. Soc.* **1975**, *97*, 6863. The reaction was not successful for higher alkenes, except that where the double bond and the tosylate group are in the same molecule, five- and six-membered rings can be closed: see McMurry, J.E.; Andrus, A. *Tetrahedron Lett.* **1980**, *21*, 4687, and references cited therein.

¹⁸¹⁷Yamashita, M.; Uchida, M.; Tashika, H.; Suemitsu, R. *Bull. Chem. Soc. Jpn.* **1989**, *62*, 2728.

Yet another approach uses electrolysis conditions with the alkyl chloride, $\text{Fe}(\text{CO})_5$ and a nickel catalyst and gives the ketone directly, in one step.¹⁸¹⁸ In the first stage of methods 1, 2, and 3, primary bromides, iodides, and tosylates and secondary tosylates can be used. The second stage of the first four methods requires more active substrates, such as primary iodides or tosylates or benzylic halides. Method 5 has been applied to primary and secondary substrates.

Other acyl organometallic reagents are known. An acyl zirconium reagent, such as $\text{RCOZr}(\text{Cl})\text{Cp}_2$, reacted with allylic bromide in the presence of CuI to give the corresponding ketone, but with allylic rearrangement.¹⁸¹⁹

Symmetrical ketones R_2CO can be prepared by treatment of a primary alkyl or benzylic halide with $\text{Fe}(\text{CO})_5$ and a phase transfer catalyst,¹⁸²⁰ or from a halide RX (R = primary alkyl, aryl, allylic, or benzylic) and CO by an electrochemical method involving a nickel complex.¹⁸²¹ Aryl, benzylic, vinylic, and allylic halides have been converted to aldehydes by treatment with CO and Bu_3SnH , with a $\text{Pd}(0)$ catalyst.¹⁸²² Various other groups do not interfere. Several procedures for the preparation of ketones are catalyzed by palladium complexes. Alkyl aryl ketones are formed in good yields by treatment of a mixture of an aryl iodide, an alkyl iodide, and a $\text{Zn}-\text{Cu}$ couple with CO ($\text{ArI} + \text{RI} + \text{CO} \rightarrow \text{RCOAr}$).¹⁸²³ Vinylic halides react with vinylic tin reagents in the presence of CO to give unsymmetrical divinyl ketones.¹⁸²⁴ Aryl, vinylic, and benzylic halides can be converted to methyl ketones ($\text{RX} \rightarrow \text{RCOMe}$) by reaction with (α -ethoxyvinyl)tributyltin $\text{Bu}_3\text{Sn}-\text{C}(\text{OEt})=\text{CH}_2$.¹⁸²⁵ In addition, SmI_2 can be used to convert alkyl chloride to ketones, in the presence of 50 atm of CO .¹⁸²⁶ Carbonylation can also be done with Zn/CuI ,¹⁸²⁷ Zn , and then CoBr_2 ,¹⁸²⁸ or with AIBN and $(\text{Me}_3\text{Si})_3\text{SiH}$.¹⁸²⁹

¹⁸¹⁸Dolhem, E.; Oçafraïn, M.; Nédélec, J.Y.; Troupel, M. *Tetrahedron* **1997**, *53*, 17089; Yoshida, K.; Kobayashi, M.; Amano, S. *J. Chem. Soc. Perkin Trans. 1* **1992**, 1127.

¹⁸¹⁹Hanzawa, Y.; Narita, K.; Taguchi, T. *Tetrahedron Lett.* **2000**, *41*, 109.

¹⁸²⁰Kimura, Y.; Tomita, Y.; Nakanishi, S.; Otsuji, Y. *Chem. Lett.* **1979**, 321; des Abbayes, H.; Clément, J.; Laurent, P.; Tanguy, G.; Thilmont, N. *Organometallics* **1988**, *7*, 2293.

¹⁸²¹Garnier, L.; Rollin, Y.; Périchon, J. *J. Organomet. Chem.* **1989**, *367*, 347.

¹⁸²²Baillargeon, V.P.; Stille, J.K. *J. Am. Chem. Soc.* **1986**, *108*, 452. See also, Kasahara, A.; Izumi, T.; Yanai, H. *Chem. Ind. (London)* **1983**, 898; Pri-Bar, I.; Buchman, O. *J. Org. Chem.* **1984**, *49*, 4009; Takeuchi, R.; Tsuji, Y.; Watanabe, Y. *J. Chem. Soc., Chem. Commun.* **1986**, 351; Ben-David, Y.; Portnoy, M.; Milstein, D. *J. Chem. Soc., Chem. Commun.* **1989**, 1816.

¹⁸²³Tamaru, Y.; Ochiai, H.; Yamada, Y.; Yoshida, Z. *Tetrahedron Lett.* **1983**, *24*, 3869.

¹⁸²⁴Goure, W.F.; Wright, M.E.; Davis, P.D.; Labadie, S.S.; Stille, J.K. *J. Am. Chem. Soc.* **1984**, *106*, 6417. For a similar preparation of diallyl ketones, see Merrifield, J.H.; Godschalx, J.P.; Stille, J.K. *Organometallics* **1984**, *3*, 1108.

¹⁸²⁵Kosugi, M.; Sumiya, T.; Obara, Y.; Suzuki, M.; Sano, H.; Migita, T. *Bull. Chem. Soc. Jpn.* **1987**, *60*, 767.

¹⁸²⁶Ogawa, A.; Sumino, Y.; Nanke, T.; Ohya, S.; Sonoda, N.; Hirao, T. *J. Am. Chem. Soc.*, **1997**, *119*, 2745.

¹⁸²⁷Tsunoi, S.; Ryu, I.; Fukushima, H.; Tanaka, M.; Komatsu, M.; Sonoda, N. *Synlett*, **1995**, 1249.

¹⁸²⁸Devasagayaraj, A.; Knochel, P. *Tetrahedron Lett.* **1995**, *36*, 8411.

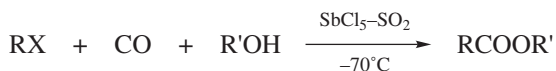
¹⁸²⁹Ryu, I.; Hasegawa, M.; Kurihara, A.; Ogawa, A.; Tsunoi, S.; Sonoda, N. *Synlett*, **1993**, 143.

The conversion of alkyl halides to aldehydes and ketones can also be accomplished indirectly (**10-71**). See also, **12-33**.

OS VI, 807.

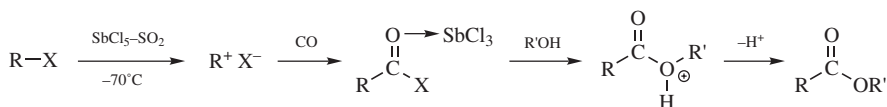
10-77 Carbonylation of Alkyl Halides, Alcohols, or Alkanes

Alkoxy-carbonyl-de-halogenation



A direct method for preparing a carboxylic acid treats an alkyl halide with NaNO_2 in acetic acid and DMSO.¹⁸³⁰ Reaction of an alkyl halide with $\text{ClCO-CO}_2\text{Me}$ and $(\text{Bu}_3\text{Sn})_2$ under photochemical conditions leads to the corresponding methyl ester.¹⁸³¹

Several methods, all based on carbon monoxide or metal carbonyls, have been developed for converting an alkyl halide to a carboxylic acid or an acid derivative with the chain extended by one carbon.¹⁸³² When an alkyl halide is treated with $\text{SbCl}_5\text{-SO}_2$ at -70°C , it dissociates into the corresponding carbocation (p. 236). If carbon monoxide and an alcohol are present, a carboxylic ester is formed by the following route:¹⁸³³



This has also been accomplished with concentrated H_2SO_4 saturated with CO .¹⁸³⁴ Not surprisingly, only tertiary halides perform satisfactorily; secondary halides give mostly rearrangement products. An analogous reaction takes place with alkanes possessing a tertiary hydrogen, using $\text{HF-SbF}_5\text{-CO}$.¹⁸³⁵

Carboxylic acids or esters are the products, depending on whether the reaction mixture is solvolized with water or an alcohol. Alcohols with more than seven

¹⁸³⁰Matt, C.; Wagner, A.; Mioskowski, C. *J. Org. Chem.* **1997**, *62*, 234.

¹⁸³¹Kim, S.; Jon, S.Y. *Tetrahedron Lett.* **1998**, *39*, 7317.

¹⁸³²For discussions of most of the reactions in this section, see Colquhoun, H.M.; Holton, J.; Thompson, D.J.; Twigg, M.V. *New Pathways for Organic Synthesis*; Plenum, NY, **1984**, pp. 199–204, 212–220, 234–235. For lists of reagents, with references, see Larock, R.C. *Comprehensive Organic Transformations*, 2nd ed., Wiley-VCH, NY, **1999**, pp. 1684–1685, 1694–1698, 1702–1704.

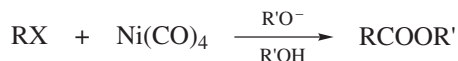
¹⁸³³Yoshimura, M.; Nojima, M.; Tokura, N. *Bull. Chem. Soc. Jpn.* **1973**, *46*, 2164; Puzitskii, K.V.; Pirozhkov, S.D.; Ryabova, K.G.; Myschenkova, T.N.; Éidus, Ya.T. *Bull. Acad. Sci. USSR Div. Chem. Sci.* **1974**, *23*, 192.

¹⁸³⁴Takahashi, Y.; Yoneda, N. *Synth. Commun.* **1989**, *19*, 1945.

¹⁸³⁵Paatz, R.; Weisgerber, G. *Chem. Ber.* **1967**, *100*, 984. For a related reaction using AlBr_3 see Akhrem, I.; Afanas'eva, L.; Petrovskii, P.; Vitt, S.; Orlinkov, A. *Tetrahedron Lett.* **2000**, *41*, 9903.

carbons are cleaved into smaller fragments by this procedure.¹⁸³⁶ Similarly, tertiary alcohols¹⁸³⁷ react with H₂SO₄ and CO (which is often generated from HCOOH and the H₂SO₄ in the solution) to give trisubstituted acetic acids in a process called the *Koch-Haaf reaction* (see also, **15-35**).¹⁸³⁸ If a primary or secondary alcohol is the substrate, the carbocation initially formed rearranges to a tertiary ion before reacting with the CO. Better results are obtained if trifluoromethanesulfonic acid F₃CSO₂OH is used instead of H₂SO₄.¹⁸³⁹ Iodo alcohols were transformed into lactones under radical conditions (AIBN, allylSnBu₃) and 45 atm of CO.¹⁸⁴⁰

Another method¹⁸⁴¹ for the conversion of alkyl halides to carboxylic esters is treatment of a halide with nickel carbonyl Ni(CO)₄ in the presence of an alcohol and its conjugate base.¹⁸⁴² When R' is primary, RX may only be a vinylic or an aryl halide; retention of configuration is observed at a vinylic R. Consequently, a carbocation intermediate is not involved here. When R' is tertiary, R may be primary alkyl as well as vinylic or aryl. This is thus one of the few methods for preparing esters of tertiary alcohols. Alkyl iodides give the best results, then bromides. In the presence of an amine, an amide can be isolated directly, at least in some instances.



Still another method for the conversion of halides to acid derivatives makes use of Na₂Fe(CO)₄. As described in **10-76**, primary and secondary alkyl halides and tosylates react with this reagent to give the ion RFe(CO)₄⁻ or, if CO is present, the ion RCOFe(CO)₄⁻. Treatment of RFe(CO)₄⁻ or RCOFe(CO)₄⁻ with oxygen or sodium hypochlorite gives, after hydrolysis, a carboxylic acid.¹⁸⁴³ Alternatively, RFe(CO)₄⁻ or RCOFe(CO)₄⁻ reacts with a halogen (e.g., I₂) in the presence of an

¹⁸³⁶Yoneda, N.; Takahashi, Y.; Fukuhara, T.; Suzuki, A. *Bull. Chem. Soc. Jpn.* **1986**, *59*, 2819.

¹⁸³⁷For reviews of other carbonylation reactions of alcohols and other saturated oxygenated compounds, see Bahrmann, H.; Cornils, B., in Falbe, J. *New Syntheses with Carbon Monoxide*, Springer, NY, **1980**, pp. 226–241; Piacenti, F.; Bianchi, M. in Wender, I.; Pino, P. *Organic Syntheses via Metal Carbonyls*, Vol. 2, Wiley, NY, **1977**, pp. 1–42.

¹⁸³⁸For a review, see Bahrmann, H., in Falbe, J. *New Syntheses with Carbon Monoxide*, Springer, NY, **1980**, pp. 372–413.

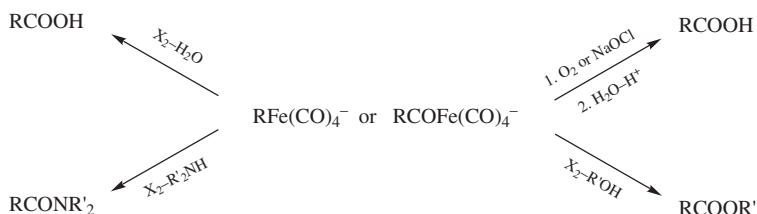
¹⁸³⁹Booth, B.L.; El-Fekky, T.A. *J. Chem. Soc. Perkin Trans. 1* **1979**, 2441.

¹⁸⁴⁰Kreimerman, S.; Ryu, I.; Minakata, S.; Komatsu, M. *Org. Lett.* **2000**, *2*, 389.

¹⁸⁴¹For reviews of methods involving transition metals, see Collman, J.P.; Hegedus, L.S.; Norton, J.R.; Finke, R.G. *Principles and Applications of Organotransition Metal Chemistry*, 2nd ed., University Science Books, Mill Valley, CA, **1987**, pp. 749–768; Anderson, G.K.; Davies, J.A., in Hartley, F.R.; Patai, S. *The Chemistry of the Metal–Carbon Bond*, Vol. 3, Wiley, NY, pp. 335–359, pp. 348–356; Heck, R.F. *Adv. Catal.*, **1977**, *26*, 323, see pp. 323; Cassar, L.; Chiusoli, G.P.; Guerrieri, F. *Synthesis* **1973**, 509.

¹⁸⁴²Corey, E.J.; Hegedus, L.S. *J. Am. Chem. Soc.* **1969**, *91*, 1233. See also, Crandall, J.K.; Michaely, W.J. *J. Organomet. Chem.* **1973**, *51*, 375.

¹⁸⁴³Collman, J.P.; Winter, S.R.; Komoto, R.G. *J. Am. Chem. Soc.* **1973**, *95*, 249.



alcohol to give a carboxylic ester,¹⁸⁴⁴ or in the presence of a secondary amine or water to give, respectively, the corresponding amide or free acid. The compound RFe(CO)_4^- and RCOFe(CO)_4^- , what are prepared from primary R, give high yields. With secondary R, the best results are obtained in the solvent THF by the use of RCOFe(CO)_4^- prepared from secondary tosylates. Ester and keto groups may be present in R without being affected. Carboxylic esters $\text{RCO}_2\text{R}'$ have also been prepared by treating primary alkyl halides RX with alkoxides $\text{R}'\text{O}^-$ in the presence of Fe(CO)_5 .¹⁸⁴⁵ RCOFe(CO)_4^- is presumably an intermediate.

Palladium complexes also catalyze the carbonylation of halides.¹⁸⁴⁶ Aryl (see 13-15),¹⁸⁴⁷ vinylic,¹⁸⁴⁸ benzylic, and allylic halides (especially iodides) can be converted to carboxylic esters with CO, an alcohol or alkoxide, and a palladium complex.¹⁸⁴⁹ Similar reactivity was reported with vinyl triflates.¹⁸⁵⁰ α -Halo ketones are converted to β -keto esters with CO, an alcohol, NBU_3 and a palladium catalyst at 110°C .¹⁸⁵¹ Use of an amine instead of the alcohol or alkoxide leads to an amide.¹⁸⁵²

¹⁸⁴⁴Collman, J.P.; Winter, S.R.; Komoto, R.G. *J. Am. Chem. Soc.* **1973**, *95*, 249; Masada, H.; Mizuno, M.; Suga, S.; Watanabe, Y.; Takegami, Y. *Bull. Chem. Soc. Jpn.* **1970**, *43*, 3824.

¹⁸⁴⁵Yamashita, M.; Mizushima, K.; Watanabe, Y.; Mitsudo, T.; Takegami, Y. *Chem. Lett.* **1977**, 1355. See also, Tanguy, G.; Weinberger, B.; des Abbayes, H. *Tetrahedron Lett.* **1983**, *24*, 4005.

¹⁸⁴⁶For reviews, see Gulevich, Yu.V.; Bumagin, N.A.; Beletskaya, I.P. *Russ. Chem. Rev.* **1988**, *57*, 299, 303–309; Heck, R.F. *Palladium Reagents in Organic Synthesis*, Academic Press, NY, **1985**, pp. 348–356, 366–370.

¹⁸⁴⁷For an example, see Bessard, Y.; Crettaz, R. *Heterocycles* **1999**, *51*, 2589.

¹⁸⁴⁸For conversion of vinylic triflates to carboxylic esters and amides, see Cacchi, S.; Morera, E.; Ortar, G. *Tetrahedron Lett.* **1985**, *26*, 1109.

¹⁸⁴⁹Tsuji, J.; Kishi, J.; Imamura, S.; Morikawa, M. *J. Am. Chem. Soc.* **1964**, *86*, 4350; Schoenberg, A.; Bartoletti, I.; Heck, R.F. *J. Org. Chem.* **1974**, *39*, 3318; Adapa, S.R.; Prasad, C.S.N. *J. Chem. Soc. Perkin Trans. 1* **1989**, 1706; Kiji, J.; Okano, T.; Higashimae, Y.; Kukui, Y. *Bull. Chem. Soc. Jpn.* **1996**, *69*, 1029; Okano, T.; Okabe, N.; Kiji, J. *Bull. Chem. Soc. Jpn.* **1992**, *65*, 2589.

¹⁸⁵⁰Jutand, A.; Négri, S. *Synlett*, **1997**, 719.

¹⁸⁵¹Lapidus, A.L.; Eliseev, O.L.; Bondarenko, T.N.; Sizan, O.E.; Ostapenko, A.G.; Beletskaya, I.P. *Synthesis* **2002**, 317.

¹⁸⁵²Schoenberg, A.; Heck, R.F. *J. Org. Chem.* **1974**, *39*, 3327. See also, Lindsay, L.M.; Widdowson, D.A. *J. Chem. Soc. Perkin Trans. 1* **1988**, 569; Cai, M.-Z.; Song, C.-S.; Huang, X. *Synth. Commun.* **1997**, *27*, 361. For a review of some methods of amide formation that involve transition metals, see Screttas, C.G.; Steele, B.R. *Org. Prep. Proceed. Int.* **1990**, *22*, 271, 288–314. See Satoh, T.; Ikeda, M.; Kushino, Y.; Miura, M.; Nomura, M. *J. Org. Chem.* **1997**, *62*, 2662 for the carbonylation of an alcohol to give the corresponding ester by a similar method.

Reaction with an amine, AIBN, CO and a tetraalkyltin catalyst also leads to an amide.¹⁸⁵³ Benzylic and allylic halides were converted to carboxylic acids electrocatalytically, with CO and a cobalt imine complex.¹⁸⁵⁴ Vinylic halides were similarly converted with CO and nickel cyanide, under phase-transfer conditions.¹⁸⁵⁵ Allylic *O*-phosphates were converted to allylic amides with CO and ClTi=NTMS, in the presence of a palladium catalyst.¹⁸⁵⁶ Terminal alkynes were converted to the alkynyl ester using CO, PdBr₂, CuBr₂ in methanol and sodium bicarbonate.¹⁸⁵⁷

Other organometallic reagents can be used to convert alkyl halides to carboxylic acid derivatives. Benzylic halides were converted to carboxylic esters with CO in the presence of a rhodium complex.¹⁸⁵⁸ Variations introduce the R' group via an ether R'₂O,¹⁸⁵⁹ a borate ester B(OR')₃,¹⁸⁶⁰ or an Al, Ti, or Zr alkoxide.¹⁸⁶¹ The reaction of an alkene, a primary alcohol and CO, in the presence of a rhodium catalyst, led to carbonylation of the alkene and formation of the corresponding ester.¹⁸⁶² Vinyl triflates were converted to the conjugated carboxylic acid with CO₂ and a nickel catalyst.¹⁸⁶³ Hydrogen peroxide with a catalytic amount of Na₂WO₄•2 H₂O converted benzylic chlorides to the corresponding benzoic acid.¹⁸⁶⁴ Reaction with an α,ω -diiodide, Bu₄NF and Mo(CO)₆ gave the corresponding lactone.¹⁸⁶⁵

Reaction of an alkyl halide with (MeS)₃C–Li followed by aqueous HBF₄ leads to a thioester.¹⁸⁶⁶

A number of double carbonylations have been reported. In these reactions, two molecules of CO are incorporated in the product, leading to α -keto acids or their derivatives.¹⁸⁶⁷ When the catalyst is a palladium complex, best results are obtained in the formation of α -keto amides.¹⁸⁶⁸ R is usually aryl or vinylic.¹⁸⁶⁹ The formation

¹⁸⁵³Ryu, I.; Nagahara, K.; Kambe, N.; Sonoda, N.; Kreimerman, S.; Komatsu, M. *Chem. Commun.* **1998**, 1953.

¹⁸⁵⁴Folest, J.; Duprilot, J.; Perichon, J.; Robin, Y.; Devynck, J. *Tetrahedron Lett.* **1985**, 26, 2633. See also, Miura, M.; Okuro, K.; Hattori, A.; Nomura, M. *J. Chem. Soc. Perkin Trans. 1* **1989**, 73; Urata, H.; Goto, D.; Fuchikami, T. *Tetrahedron Lett.* **1991**, 32, 3091; Isse, A.A.; Gennaro, A. *Chem. Commun.* **2002**, 2798.

¹⁸⁵⁵Alper, H.; Amer, I.; Vasapollo, G. *Tetrahedron Lett.* **1989**, 30, 2615. See also, Amer, I.; Alper, H. *J. Am. Chem. Soc.* **1989**, 111, 927.

¹⁸⁵⁶Ueda, K.; Mori, M. *Tetrahedron Lett.* **2004**, 45, 2907. For an intramolecular carbonylation to generate a cyclic amide, see Trost, B.M.; Ameriks, M.K. *Org. Lett.* **2004**, 6, 1745.

¹⁸⁵⁷Li, J.; Jiang, H.; Chen, M. *Synth. Commun.* **2001**, 31, 199.

¹⁸⁵⁸For an example, see Giroux, A.; Nadeau, C.; Han, Y. *Tetrahedron Lett.* **2000**, 41, 7601.

¹⁸⁵⁹Buchan, C.; Hamel, N.; Woell, J.B.; Alper, H. *Tetrahedron Lett.* **1985**, 26, 5743.

¹⁸⁶⁰Alper, H.; Hamel, N.; Smith, D.J.H.; Woell, J.B. *Tetrahedron Lett.* **1985**, 26, 2273.

¹⁸⁶¹Woell, J.B.; Fergusson, S.B.; Alper, H. *J. Org. Chem.* **1985**, 50, 2134.

¹⁸⁶²Yokoa, K.; Tatamidani, H.; Fukumoto, Y.; Chatani, N. *Org. Lett.* **2003**, 5, 4329.

¹⁸⁶³Senboku, H.; Kanaya, H.; Tokuda, M. *Synlett* **2002**, 140.

¹⁸⁶⁴Shi, M.; Feng, Y.-S. *J. Org. Chem.* **2001**, 66, 3235.

¹⁸⁶⁵Imbeaux, M.; Mestdagh, H.; Moughamir, K.; Rolando, C. *J. Chem. Soc., Chem. Commun.* **1992**, 1678.

¹⁸⁶⁶Barbero, M.; Cadamuro, S.; Degani, I.; Dughera, S.; Fochi, R. *J. Chem. Soc. Perkin Trans. 1* **1993**, 2075.

¹⁸⁶⁷For a review, see Collin, J. *Bull. Soc. Chim. Fr.* **1988**, 976.

¹⁸⁶⁸Kobayashi, T.; Tanaka, M. *J. Organomet. Chem.* **1982**, 233, C64; Ozawa, F.; Sugimoto, T.; Yuasa, Y.; Santra, M.; Yamamoto, T.; Yamamoto, A. *Organometallics* **1984**, 3, 683.

¹⁸⁶⁹Son, T.; Yanagihara, H.; Ozawa, F.; Yamamoto, A. *Bull. Chem. Soc. Jpn.* **1988**, 61, 1251.

of α -keto acids¹⁸⁷⁰ or esters¹⁸⁷¹ requires more severe conditions. α -Hydroxy acids were obtained from aryl iodides when the reaction was carried out in the presence of an alcohol, which functioned as a reducing agent.¹⁸⁷² Cobalt catalysts have also been used and require lower CO pressures.¹⁸⁶⁷

OS V, 20, 739.

¹⁸⁷⁰Tanaka, M.; Kobayashi, T.; Sakakura, T. *J. Chem. Soc., Chem. Commun.* **1985**, 837.

¹⁸⁷¹See Ozawa, F.; Kawasaki, N.; Okamoto, H.; Yamamoto, T.; Yamamoto, A. *Organometallics* **1987**, *6*, 1640.

¹⁸⁷²Kobayashi, T.; Sakakura, T.; Tanaka, M. *Tetrahedron Lett.* **1987**, *28*, 2721.

Aromatic Substitution, Electrophilic

Most substitutions at an aliphatic carbon are by nucleophiles. In aromatic systems the situation is reversed, because the high electron density at the aromatic ring leads to its reactivity as a Lewis base or a Brønsted–Lowry base, depending on the positive species. In electrophilic substitutions, a positive ion or the positive end of a dipole or induced dipole is attacked by the aromatic ring. The leaving group (the electrofuge) must necessarily depart without its electron pair. In nucleophilic substitutions, the chief leaving groups are those best able to carry the unshared pair: Br^- , H_2O , OTs^- , and so on., that is, the weakest bases. In electrophilic substitutions the most important leaving groups are those that can best exist without the pair of electrons necessary to fill the outer shell, that is, the weakest Lewis acids.

MECHANISMS

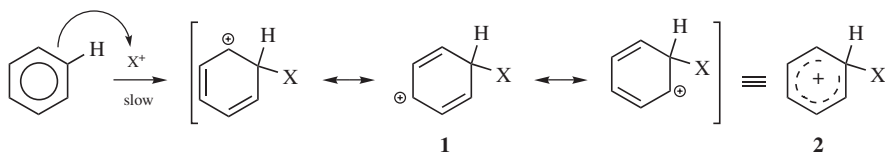
Electrophilic aromatic substitutions are unlike nucleophilic substitutions in that the large majority proceed by just one mechanism with respect to the substrate.¹ In this mechanism, which we call the *arenium ion mechanism*, the electrophile (which can be viewed as a Lewis acid) is attacked by the π -electrons of the aromatic ring (behaving as a Lewis base in most cases) in the first step. This reaction leads to formation of a new C–X bond and a new sp^3 carbon in a positively charged intermediate called an arenium ion, where X is the electrophile. The positively charged intermediate (the arenium ion) is resonance stabilized, but not aromatic. Loss of a proton from the sp^3 carbon that is “adjacent” to the positive carbon in the arenium ion, in what is effectively an E1 process (see p. 1487), is driven by rearomatization of the ring from the arenium ion to give the aromatic substitution product. A proton

¹For monographs, see Taylor, R. *Electrophilic Aromatic Substitution*, Wiley, NY, **1990**; Katritzky, A.R.; Taylor, R. *Electrophilic Substitution of Heterocycles: Quantitative Aspects* (Vol. 47 of *Adv. Heterocycl. Chem.*), Academic Press, NY, **1990**. For a review, see Taylor, R., in Bamford, C.H.; Tipper, C.F.H. *Comprehensive Chemical Kinetics*, Vol. 13, Elsevier, NY, **1972**, pp. 1–406.

therefore becomes the leaving group in this overall transformation, where X replaces H. The IUPAC designation for this mechanism is $A_E + D_E$. Another mechanism, much less common, consists of the opposite behavior: a leaving group departs *before* the electrophile arrives. In this case, a substituent (*not* H) is attached to the aromatic ring, and the substituent is lost prior to incorporation of the electrophile. This mechanism, the S_{E1} mechanism, corresponds to the S_{N1} mechanism of nucleophilic substitution. Simultaneous attack and departure mechanisms (corresponding to S_{N2}) are not found at all. An addition–elimination mechanism has been postulated in one case (see 11-6).

The Arenium Ion Mechanism²

In the arenium ion mechanism the electrophilic species may be produced in various ways, but when H is replaced by X conversion of the aromatic ring to an arenium ion is basically the same in all cases. For this reason, most attention in the study of this mechanism centers around the identity of the electrophilic entity and how it is produced.



The electrophile may be a positive ion or be a molecule that has a positive dipole. If it is a positive ion, it is attacked by the ring (a pair of electrons from the aromatic sextet is donated to the electrophile) to give a carbocation. This intermediate is a resonance hybrid as shown in **1**, but is often represented as in **2**. For convenience, the H atom to be replaced by X is shown in **1**. Ions of this type are called³ *Wheland intermediates*, σ *complexes*, or *arenium ions*.⁴ The inherent stability associated with aromaticity is no longer present in **1**, but the ion is stabilized by resonance. For this reason, the arenium ion is generally a highly reactive intermediate, although there are cases in which it has been isolated (see p. 661).

Carbocations can react in various ways (see p. 247), but for this type of ion the most likely pathway⁵ is loss of either X^+ or H^+ . In the second step of the

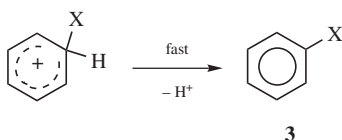
²This mechanism is sometimes called the S_{E2} mechanism because it is bimolecular, but in this book we reserve that name for aliphatic substrates (see Chapter 12).

³General agreement on what to call these ions has not yet been reached. The term σ complex is a holdover from the time when much less was known about the structure of carbocations and it was thought they might be complexes of the type discussed in Chapter 3. Other names have also been used. We will call them arenium ions, following the suggestion of Olah, G.A. *J. Am. Chem. Soc.* **1971**, *94*, 808.

⁴For reviews of arenium ions formed by addition of a proton to an aromatic ring, see Brouwer, D.M.; Mackor, E.L.; MacLean, C. in Olah, G.A.; Schleyer, P.V.R. *Carbonium Ions*, vol. 2, Wiley, NY, **1970**, pp. 837–897; Perkampus, H. *Adv. Phys. Org. Chem.* **1966**, *4*, 195.

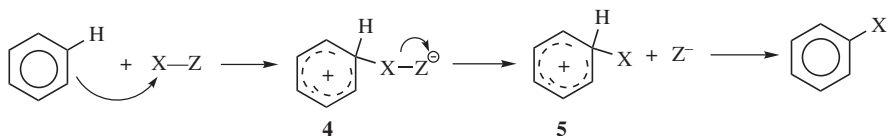
⁵For a discussion of cases in which **1** stabilizes itself in other ways, see de la Mare, P.B.D. *Acc. Chem. Res.* **1974**, *7*, 361.

mechanism, the reaction proceeds with loss of the proton and the aromatic sextet is restored in the final product **3**.



The second step is nearly always faster than the first, making the first rate determining, and the reaction is second order. If formation of the attacking species is slower still, the aromatic compound does not take part in the rate expression at all. If X^+ is lost, there is no net reaction, but if H^+ is lost, an aromatic substitution has taken place and a base (generally the counterion of the electrophilic species although solvents can also serve this purpose) is necessary to help remove it.

If the attacking species is not an ion, but a dipole, the product must have a negative charge unless part of the dipole, with its pair of electrons, is broken off somewhere in the process, as in the conversion of **4** to **5**. Note that when the aromatic ring attacks X, Z may be lost directly to give **5**.



The electrophilic entities and how they are formed are discussed for each reaction in the reactions section of this chapter.

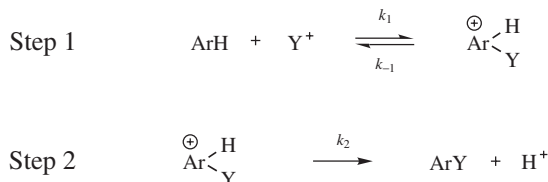
The evidence for the arenium ion mechanism is mainly of two kinds:

- 1. Isotope Effects.** If the hydrogen ion departs before the arrival of the electrophile (S_E1 mechanism) or if the arrival and departure are simultaneous, there should be a substantial isotope effect (i.e., deuterated substrates should undergo substitution more slowly than non-deuterated compounds) because, in each case, the C–H bond is broken in the rate-determining step. However, in the arenium ion mechanism, the C–H bond is not broken in the rate-determining step, so no isotope effect should be found. Many such studies have been carried out and, in most cases, especially in the case of nitrations, there is no isotope effect.⁶ This result is incompatible with either the S_E1 or the simultaneous mechanism.

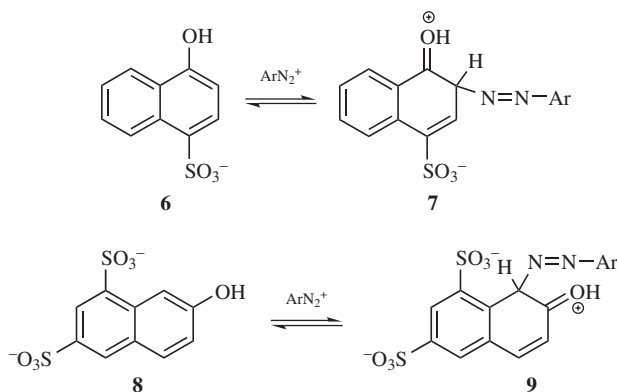
However, in many instances, isotope effects have been found. Since the values are generally much lower than expected for either the S_E1 or the simultaneous mechanisms (e.g., 1–3 for k_H/k_D instead of 6–7), we must look elsewhere for

⁶The pioneering studies were by Melander, L. *Ark. Kemi* **1950**, *2*, 213; Berglund-Larsson, U.; Melander, L. *Ark. Kemi* **1953**, *6*, 219. See also, Zollinger, H. *Adv. Phys. Org. Chem.* **1964**, *2*, 163.

the explanation. For the case where hydrogen is the leaving group, the arenium ion mechanism can be summarized:



The small isotope effects found most likely arise from the reversibility of step 1 by a *partitioning effect*.⁷ The rate at which ArHY^+ reverts to ArH should be essentially the same as that at which ArDY^+ (or ArTY^+) reverts to ArD (or ArT), since the Ar-H bond is not cleaving. However, ArHY^+ should go to ArY faster than either ArDY^+ or ArTY^+ , since the Ar-H bond is broken in this step. If $k_2 \gg k_{-1}$, this does not matter; since a large majority of the intermediates go to product, the rate is determined only by the slow step ($k_1[\text{ArH}][\text{Y}^+]$) and no isotope effect is predicted. However, if $k_2 \leq k_{-1}$, reversion to starting materials is important. If k_2 for ArDY^+ (or ArTY^+) is $< k_2$ for ArHY^+ , but k_{-1} is the same, then a larger proportion of ArDY^+ reverts to starting compounds. That is, k_2/k_{-1} (the *partition factor*) for ArDY^+ is less than that for ArHY^+ . Consequently, the reaction is slower for ArD than for ArH and an isotope effect is observed.



One circumstance that could affect the k_2/k_{-1} ratio is steric hindrance. Thus, diazonium coupling of **6** gave no isotope effect, while coupling of **8** gave a $k_{\text{H}}/k_{\text{D}}$ ratio of 6.55.⁸ For steric reasons, it is much more difficult for **9** to lose a proton (it is harder for a base to approach) than it is for **7**, so k_2 is greater for the latter. Since no base is necessary to remove ArN_2^+ , k_{-1} does not depend on steric factors⁹ and is about the same for each. Thus the partition factor k_2/k_{-1}

⁷For a discussion, see Hammett, L.P. *Physical Organic Chemistry*, 2nd ed., McGraw-Hill, NY, 1970, pp. 172–182.

⁸Zollinger, H. *Helv. Chim. Acta* 1955, 38, 1597, 1617, 1623.

⁹Snyckers, F.; Zollinger, H. *Helv. Chim. Acta* 1970, 53, 1294.

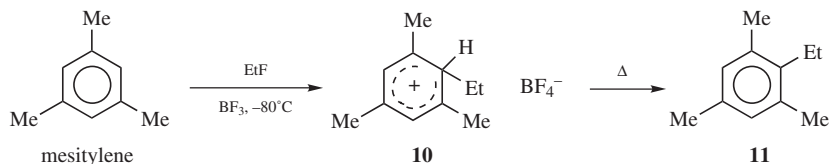
is sufficiently different for **7** and **9** that **8** exhibits a large isotope effect and **6** exhibits none.¹⁰ Base catalysis can also affect the partition factor, since an increase in base concentration increases the rate at which the intermediate goes to product without affecting the rate at which it reverts to starting materials. In some cases, isotope effects can be diminished or eliminated by a sufficiently high concentration of base.

Evidence for the arenium ion mechanism has also been obtained from other kinds of isotope-effect experiments, involving substitutions of the type



where M is Si, Ge, Sn, or Pb, and R is methyl or ethyl. In these reactions, the proton is the electrophile. If the arenium ion mechanism is operating, then the use of D_3O^+ should give rise to an isotope effect, since the D–O bond would be broken in the rate-determining step. Isotope effects of 1.55–3.05 were obtained,¹¹ in accord with the arenium ion mechanism.

2. *Isolation of Arenium Ion Intermediates.* Very strong evidence for the arenium ion mechanism comes from the isolation of arenium ions in a number of instances.¹² For example, **7** was isolated as a solid with a



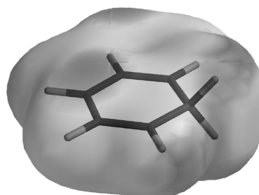
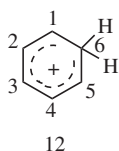
melting point of -15°C from treatment of mesitylene with ethyl fluoride and the catalyst BF_3 at -80°C . When **10** was heated, the normal substitution product **11** was obtained.¹³ Even the simplest such ion, the benzenonium ion (**12**), has been prepared in $\text{HF-SbF}_5\text{-SO}_2\text{ClF-SO}_2\text{F}_2$ at -134°C , where it could be studied

¹⁰For some other examples of isotope effects caused by steric factors, see Helgstrand, E. *Acta Chem. Scand.* **1965**, *19*, 1583; Nilsson, A. *Acta Chem. Scand.* **1967**, *21*, 2423; Baciocchi, E.; Illuminati, G.; Sleiter, G.; Stegel, F. *J. Am. Chem. Soc.* **1967**, *89*, 125; Myhre, P.C.; Beug, M.; James, L.L. *J. Am. Chem. Soc.* **1968**, *90*, 2105; Dubois, J.E.; Uzan, R. *Bull. Soc. Chim. Fr.* **1968**, 3534; Márton, J. *Acta Chem. Scand.* **1969**, *23*, 3321, 3329.

¹¹Bott, R.W.; Eaborn, C.; Greasley, P.M. *J. Chem. Soc.* **1964**, 4803.

¹²For reviews, see Koptuyg, V.A. *Top. Curr. Chem.* **1984**, *122*, 1; *Bull. Acad. Sci. USSR Div. Chem. Sci.* **1974**, *23*, 1031. For a review of polyfluorinated arenium ions, see Shteingarts, V.D. *Russ. Chem. Rev.* **1981**, *50*, 735. For a review of the protonation of benzene and simple alkylbenzenes, see Fărcașiu, D. *Acc. Chem. Res.* **1982**, *15*, 46.

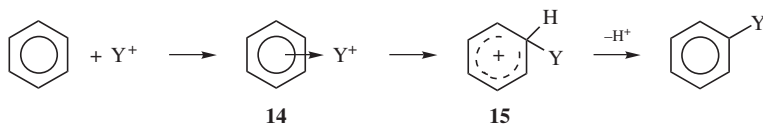
¹³Olah, G.A.; Kuhn, S.J. *J. Am. Chem. Soc.* **1958**, *80*, 6541. For some other examples, see Ershov, V.V.; Volod'kin, A.A. *Bull. Acad. Sci. USSR Div. Chem. Sci.* **1962**, 680; Farrell, P.G.; Newton, J.; White, R.F.M. *J. Chem. Soc. B* **1967**, 637; Kamshii, L.P.; Koptuyg, V.A. *Bull. Acad. Sci. USSR Div. Chem. Sci.* **1974**, *23*, 232; Olah, G.A.; Spear, R.J.; Messina, G.; Westerman, P.W. *J. Am. Chem. Soc.* **1975**, *97*, 4051; Nambu, N.; Hiraoka, N.; Shigemura, K.; Hamanaka, S.; Ogawa, M. *Bull. Chem. Soc. Jpn.* **1976**, *49*, 3637; Chikinev, A.V.; Bushmelev, V.A.; Shakirov, M.; Shubin, V.G. *J. Org. Chem. USSR* **1986**, *22*, 1311; Knoche, W.; Schoeller, W.W.; Schomäcker, R.; Vogel, S. *J. Am. Chem. Soc.* **1988**, *110*, 7484; Effenberger, F. *Acc. Chem. Res.* **1989**, *22*, 27.



13

spectrally.¹⁴ The ^{13}C NMR spectra of the benzenonium ion¹⁵ and the pentamethylbenzenonium ion¹⁶ give graphic evidence for the charge distribution shown in **1** (see the electron density map for the arenium ion, **13**). According to this, the 1, 3, and 5 carbons, each of which bears a positive charge of $+\frac{1}{3}$ [note that C-1,-3,-5 (numbering from **12**) are lighter, indicating less electron density in **13**, whereas C-2,-4 are darker for higher electron density], should have a greater chemical shift in the NMR than the 2 and 4 carbons, which are uncharged. The spectra bear this out. For example, ^{13}C NMR chemical shifts for **12** are C-3: 178.1; C-1 and C-5: 186.6; C-2 and C-4: 136.9, and C-6: 52.2.¹⁵

In Chapter 3, it was mentioned that positive ions can form addition complexes with π systems. Since the initial step of electrophilic substitution involves attack of a positive ion by an aromatic ring, it has been suggested¹⁷ that such a complex, called a π complex (represented as **14**), is formed first, and then is converted to the arenium ion **15**.¹⁸ Stable solutions of arenium ions or π complexes (e.g., with Br_2 , I_2 ,



picric acid, Ag^+ , or HCl) can be formed.¹⁹ For example, π complexes are formed when aromatic hydrocarbons are treated with HCl alone, but the use of HCl plus a

¹⁴Olah, G.A.; Schlosberg, R.H.; Porter, R.D.; Mo, Y.K.; Kelly, D.P.; Mateescu, G.D. *J. Am. Chem. Soc.* **1972**, *94*, 2034.

¹⁵Olah, G.A.; Staral, J.S.; Asencio, G.; Liang, G.; Forsyth, D.A.; Mateescu, G.D. *J. Am. Chem. Soc.* **1978**, *100*, 6299.

¹⁶Lyerla, J.R.; Yannoni, C.S.; Bruck, D.; Fyfe, C.A. *J. Am. Chem. Soc.* **1979**, *101*, 4770.

¹⁷Dewar, M.J.S. *Electronic Theory of Organic Chemistry*; Clarendon Press: Oxford, **1949**.

¹⁸For a discussion of both σ - and π -complexes in electrophilic aromatic substitution, see Hubig, S. M.; Kochi, J. K. *J. Org. Chem.* **2000**, *65*, 6807.

¹⁹For an *ab initio* study involving the interaction of water and hexafluorobenzene, to determine the efficacy of lone-pair binding to a π -system, see Gallivan, J.P.; Dougherty, D.A. *Org. Lett.* **1999**, *1*, 103. For a study concerning preorganization and charge-transfer complexes, see Rosokha, S.V.; Kochi, J.K. *J. Org. Chem.* **2002**, *67*, 1727.

TABLE 11.1. Relative Stabilities of Arenium Ions and π Complexes and Relative Rates of Chlorination and Nitration^a

Substituents	Relative Arenium Ion Stability ²⁰	Relative π -Complex Stability ²⁰	Rate of Chlorination ²¹	Rate of Nitration ²⁶
None (benzene)	0.09	0.61	0.0005	0.51
Me	0.63	0.92	0.157	0.85
<i>p</i> -Me ₂	1.00	1.00	1.00	1.00
<i>o</i> -Me ₂	1.1	1.13	2.1	0.89
<i>m</i> -Me ₂	26	1.26	200	0.84
1,2,4-Me ₃	63	1.36	340	
1,2,3-Me ₃	69	1.46	400	
1,2,3,4-Me ₄	400	1.63	2,000	
1,2,3,5-Me ₄	16,000	1.67	240,000	
Me ₅	29,900		360,000	

^aIn each case, *p*-xylene = 1.00.

Lewis acid (e.g., AlCl₃) gives arenium ions. The two types of solution have very different properties. For example, a solution of an arenium ion is colored and conducts electricity (showing positive and negative ions are present), while a π complex formed from HCl and benzene is colorless and does not conduct a current. Furthermore, when DCl is used to form a π complex, no deuterium exchange takes place (because there is no covalent bond between the electrophile and the ring), while formation of an arenium ion with DCl and AlCl₃ gives deuterium exchange. The relative stabilities of some methylated arenium ions and π complexes are shown in Table 11.1. The arenium ion stabilities listed were determined by the relative basicity of the substrate toward HF.²⁰ The π complex stabilities are relative equilibrium constants for the reaction²¹ between the aromatic hydrocarbon and HCl. As shown in Table 11.1, the relative stabilities of the two types of species are very different: the π complex stability changes very little with methyl substitution, but the arenium ion stability changes a great deal. It is noted that stable arenium ions have been obtained from large methylene-bridged polycyclic aromatic hydrocarbons.²²

How can we tell if **14** is present on the reaction path? If it is present, there are two possibilities: (1) The formation of **14** is rate determining (the conversion of **14** to **15** is much faster), or (2) the formation of **14** is rapid, and the conversion **14** to **15** is rate determining. One way to ascertain which species is formed in the rate-determining step in a given reaction is to use the stability information given in Table 11.1. We measure the relative rates of reaction of a given electrophile with the series of compounds listed in Table 11.1. If the relative rates resemble the arenium ion stabilities, we conclude that the arenium ion is formed in the slow step; but if they

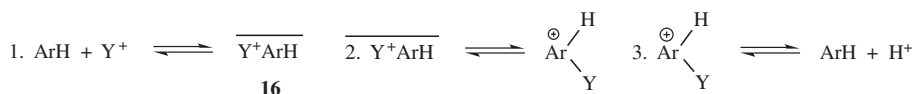
²⁰Kilpatrick, M.; Luborsky, F.E. *J. Am. Chem. Soc.* **1953**, *75*, 577.

²¹Brown, H.C.; Brady, J.D. *J. Am. Chem. Soc.* **1952**, *74*, 3570.

²²Laali, K.K.; Okazaki, T.; Harvey, R.G. *J. Org. Chem.* **2001**, *66*, 3977.

resemble the stabilities of the π complexes, the latter are formed in the slow step.²³ When such experiments are carried out, it is found in most cases that the relative rates are similar to the arenium ion and not to the π complex stabilities. For example, Table 11.1 lists chlorination rates.²¹ Similar results were obtained in room-temperature bromination with Br_2 in acetic acid²⁴ and in acetylation with $\text{CH}_3\text{CO}^+\text{SbF}_6^-$.²⁵ It is clear that in these cases the π complex either does not form at all, or if it does, its formation is not rate determining (unfortunately, it is very difficult to distinguish between these two possibilities).

On the other hand, in nitration with the powerful electrophile NO_2^+ (in the form of $\text{NO}_2^+\text{BF}_4^-$), the relative rates resembled π complex stabilities much more than arenium ion stabilities (Table 11.1).²⁶ Similar results were obtained for bromination with Br_2 and FeCl_3 in nitromethane. These results were taken to mean²⁷ that in these cases π complex formation is rate determining. However, graphical analysis of the NO_2^+ data showed that a straight line could not be drawn when the nitration rate was plotted against π complex stability,²⁸ which casts doubt on the rate-determining formation of a π complex in this case.²⁹ There is other evidence, from positional selectivities (discussed on p. 682), that *some* intermediate is present before the arenium ion is formed, whose formation can be rate determining with powerful electrophiles. Not much is known about this intermediate, which is given the nondescriptive name *encounter complex* and generally depicted as **16**. The arenium complex mechanism is therefore written as³⁰



²³Condon, F.E. *J. Am. Chem. Soc.* **1952**, *74*, 2528.

²⁴Brown, H.C.; Stock, L.M. *J. Am. Chem. Soc.* **1957**, *79*, 1421.

²⁵Olah, G.A.; Kuhn, S.J.; Flood, S.H.; Hardie, B.A. *J. Am. Chem. Soc.* **1964**, *86*, 2203.

²⁶Olah, G.A.; Kuhn, S.J.; Flood, S.H. *J. Am. Chem. Soc.* **1961**, *83*, 4571, 4581.

²⁷Olah, G.A.; Kuhn, S.J.; Flood, S.H.; Hardie, B.A. *J. Am. Chem. Soc.* **1964**, *86*, 1039, 1044; Olah, G.A.; Kuhn, S.J.; Flood, S.H. *J. Am. Chem. Soc.* **1961**, *83*, 4571, 4581.

²⁸Rys, P.; Skrabal, P.; Zollinger, H. *Angew. Chem. Int. Ed.* **1972**, *11*, 874. See also, DeHaan, F.P.; Covey, W.D.; Delker, G.L.; Baker, N.J.; Feigon, J.F.; Miller, K.D.; Stelter, E.D. *J. Am. Chem. Soc.* **1979**, *101*, 1336; Santiago, C.; Houk, K.N.; Perrin, C.L. *J. Am. Chem. Soc.* **1979**, *101*, 1337.

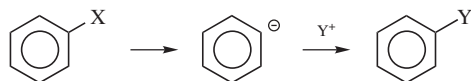
²⁹For other evidence against π complexes, see Tolgyesi, W.S. *Can. J. Chem.* **1965**, *43*, 343; Caille, S.Y.; Corriu, R.J.P. *Tetrahedron* **1969**, *25*, 2005; Coombes, R.G.; Moodie, R.B.; Schofield, K. *J. Chem. Soc. B* **1968**, 800; Hoggett, J.G.; Moodie, R.B.; Schofield, K. *J. Chem. Soc. B* **1969**, 1; Christy, P.F.; Ridd, J.H.; Stears, N.D. *J. Chem. Soc. B* **1970**, 797; Ridd, J.H. *Acc. Chem. Res.* **1971**, *4*, 248; Taylor, R.; Tewson, T.J. *J. Chem. Soc., Chem. Commun.* **1973**, 836; Naidenov, S.V.; Guk, Yu.V.; Golod, E.L. *J. Org. Chem. USSR* **1982**, *18*, 1731. For further support for π complexes, see Olah, G.A. *Acc. Chem. Res.* **1971**, *4*, 240; Olah, G.A.; Lin, H.C. *J. Am. Chem. Soc.* **1974**, *96*, 2892; Koptuyug, V.A.; Rogozhnikova, O.Yu.; Detsina, A.N. *J. Org. Chem. USSR* **1983**, *19*, 1007; El-Dusouqui, O.M.E.; Mahmud, K.A.M.; Sulfab, Y. *Tetrahedron Lett.* **1987**, *28*, 2417; Sedaghat-Herati, M.R.; Sharifi, T. *J. Organomet. Chem.* **1989**, *363*, 39. For an excellent discussion of the whole question, see Banthorpe, D.V. *Chem. Rev.* **1970**, *70*, 295, especially Sections VI and IX.

³⁰For discussions, see Stock, L.M. *Prog. Phys. Org. Chem.* **1976**, *12*, 21; Ridd, J.H. *Adv. Phys. Org. Chem.* **1978**, *16*, 1.

For the reason given above and for other reasons, it is unlikely that the encounter complex is a π complex, but just what kind of attraction exists between Y^+ and ArH is not known, other than the presumption that they are together within a solvent cage (see also p. 682). There is evidence (from isomerizations occurring in the alkyl group, as well as other observations) that π complexes are present on the pathway from substrate to arenium ion in the gas-phase protonation of alkylbenzenes.³¹

The S_E1 Mechanism

The S_E1 mechanism (*substitution electrophilic unimolecular*) is rare, being found only in certain cases in which carbon is the leaving atom (see **11-33**, **11-35**) or when a very strong base is present (see **11-1**, **11-10**, and **11-39**).³² It consists of two steps with an intermediate carbanion. The IUPAC designation is $D_E + A_E$.



Reactions **12-41**, **12-45**, and **12-46** also take place by this mechanism when applied to aryl substrates.

ORIENTATION AND REACTIVITY

Orientation and Reactivity in Monosubstituted Benzene Rings³³

When an electrophilic substitution reaction is performed on a monosubstituted benzene, the new group may be directed primarily to the ortho, meta, or para position and the substitution may be slower or faster than with benzene itself. The group already on the ring determines which position the new group will take and whether the reaction will be slower or faster than with benzene. Groups that increase the reaction rate are called *activating* and those that slow it *deactivating*. Some groups are predominantly meta directing; all of these are deactivating. Others are mostly ortho-para directing; some of these are deactivating too, but most are activating. Groups direct *predominantly*, but usually not *exclusively*. For example, nitration of nitrobenzene gave 93% *m*-dinitrobenzene, 6% of the ortho, and 1% of the para isomer.

The orientation and reactivity effects are explained on the basis of resonance and field effects of each group on the stability of the intermediate arenium ion. To understand why we can use this approach, it is necessary to know that in these reactions

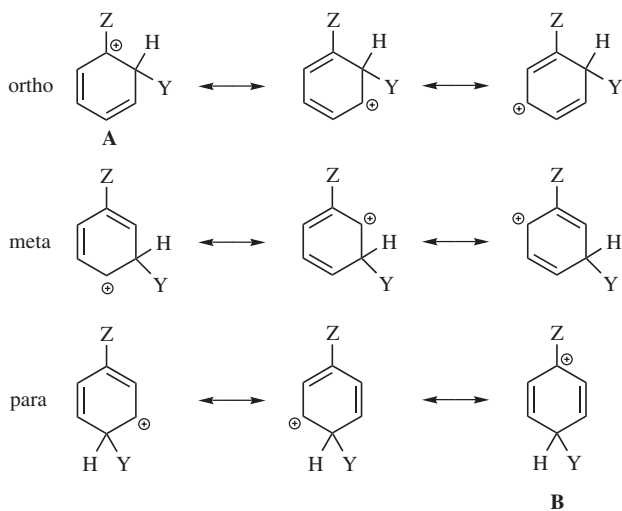
³¹Holman, R.W.; Gross, M.L. *J. Am. Chem. Soc.* **1989**, *111*, 3560.

³²It has also been found with a metal ($SnMe_3$) as electrofuge: Eaborn, C.; Hornfeld, H.L.; Walton, D.R.M. *J. Chem. Soc. B* **1967**, 1036.

³³For a review of orientation and reactivity in benzene and other aromatic rings, see Hoggett, J.G.; Moodie, R.B.; Penton, J.R.; Schofield, K. *Nitration and Aromatic Reactivity*, Cambridge University Press, Cambridge, **1971**, pp. 122–145, 163–220.

the product is usually kinetically and not thermodynamically controlled (see p. 307). Some of the reactions are irreversible and the others are usually stopped well before equilibrium is reached. *Therefore, which of the three possible intermediates is formed is dependent not on the thermodynamic stability of the products, but on the activation energy necessary to form each of the three intermediates.* It is not easy to predict which of the three activation energies is lowest, but we make the assumption that the free-energy profile resembles either Fig. 6.2(a or b). In either case, the transition state is closer in energy to the arenium ion intermediate than to the starting compounds. Invoking the Hammond postulate (p. 308), we can then assume that the geometry of the transition state also resembles that of the intermediate and that anything that increases the stability of the intermediate will also lower the activation energy necessary to attain it. Since the intermediate, once formed, is rapidly converted to products, we can use the relative stabilities of the three intermediates as guides to predict which products will predominantly form. Of course, if reversible reactions are allowed to proceed to equilibrium, we may get product ratios that are quite different. For example, the sulfonation of naphthalene at 80°C, where the reaction does not reach equilibrium, gives mostly α -naphthalenesulfonic acid,³⁴ while at 160°C, where equilibrium is attained, the β isomer predominates³⁵ (the α isomer is thermodynamically less stable because of steric interaction between the SO₃H group and the hydrogen at the 8 position).

The three possible ions from incorporation of Y at the ortho, meta, and para positions are shown, and each arenium ion obviously has a positive charge in the ring.



We can therefore predict that any group Z that has an electron-donating field effect (+I, Z will have a $-$ charge or a δ^- dipole in most cases) should stabilize all three

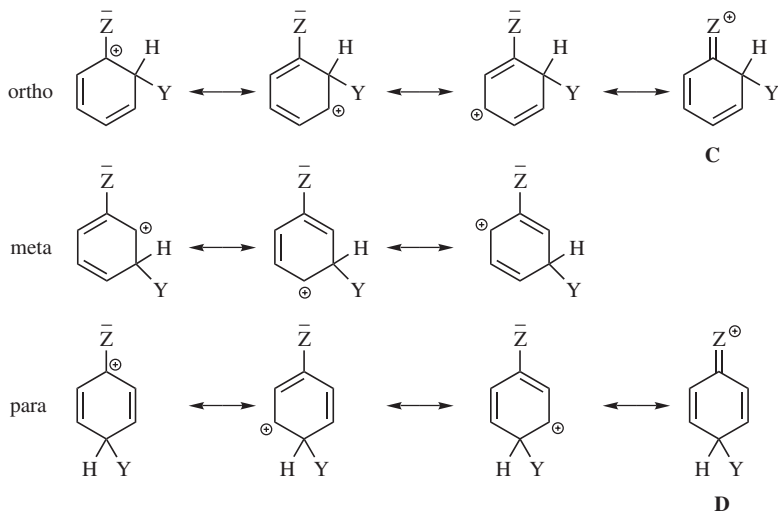
³⁴Fierz, H.E.; Weissenbach, P. *Helv. Chim. Acta* **1920**, 3, 312.

³⁵Witt, O.N. *Berchti* **1915**, 48, 743.

ions (relative to **1**), since electron donation to a positive center is stabilizing. On the other hand, electron-withdrawing groups ($-I$, Z will have a $+$ charge or a $\delta+$ dipole in most cases) will increase the positive charge on the ring (like charges repel), and destabilize the arenium ion. Formation of a stabilized ion should be faster than benzene (which generates **1**), or activating, but formation of a destabilized ion should be slower, or deactivating. Such field effects should taper off with distance and are thus strongest at the carbon connected to the group Z (known as the ipso carbon). Of the three arenium ions, only the ortho and para have any positive charge at this carbon. None of the canonical forms of the meta ion has a positive charge at the ipso carbon. Therefore, $+I$ groups should stabilize all three ions but mostly the ortho and para, so they should be not only activating but ortho-para-directing as well. On the other hand, $-I$ groups, by removing electron density, should destabilize all three ions but mostly the ortho and para, and should be not only deactivating but also meta-directing.

These conclusions are correct as far as they go, but they do not lead to the proper results in all cases. In many cases, there is *resonance interaction* between Z and the ring; this also affects the relative stability, in some cases in the same direction as the field effect, in others differently.

Some substituents have a pair of electrons (usually unshared) that may be contributed *toward* the ring. The three arenium ions would then look like this:



For each ion the same three canonical forms can be drawn as before, but now we can draw an extra form for the ortho and para ions. The stability of these two ions is increased by the extra form not only because it is another canonical form, but because it is more stable than the others and makes a greater contribution to the hybrid. Every atom (except of course hydrogen) in these forms (**C** and **D**) has a complete octet, while all the other forms have one carbon atom with a sextet. No corresponding form can be drawn for the meta isomer. The inclusion of this form in

the hybrid lowers the energy not only because of rule 6 (p. 47), but also because it spreads the positive charge over a larger area—out onto the group Z. Groups with a pair of electrons (e.g., as the halogens) to contribute would be expected, then, in the absence of field effects, not only to direct ortho and para, but also to activate these positions for electrophilic attack.

On the basis of these discussions, we can distinguish three types of groups.

1. Groups that contain an unshared pair of electrons on the atom connected to the ring. In this category are O^- , NR_2 , NHR , NH_2 ,³⁶ OH , OR , $NHCOR$, $OCOR$, SR , and the four halogens.³⁷ The halogens deactivate the aromatic ring to substitution (the rate of reaction is slower than that of benzene), and this effect may arise from the unique energy level of the halogen lone-pair orbital, which is higher than the adjacent π -molecular orbital of benzene (π_1).³⁸ The widely held explanation for this, however, is that the halogens have a $-I$ effect. The SH group would probably belong here too, except that in the case of thiophenols electrophiles usually attack the sulfur rather than the ring, and ring substitution is not feasible with these substrates.³⁹ The resonance explanation predicts that all these groups should be ortho-para directing, and they are, though all except O^- are electron withdrawing by the field effect (p. 20). Therefore, for these groups, resonance is more important than the field effect. This is especially true for NR_2 , NHR , NH_2 , and OH , which are *strongly* activating, as is O^- . The other groups are mildly activating, except for the halogens, which are deactivating. Fluorine is the least deactivating, and fluorobenzenes usually show a reactivity approximating that of benzene itself. The other three halogens deactivate about equally. In order to explain why chlorine, bromine, and iodine deactivate the ring, even though they direct ortho-para, we must assume that the canonical forms **C** and **D** make such great contributions to the respective hybrids that they make the ortho and para arenium ions more stable than the meta, even though the $-I$ effect of the halogen is withdrawing sufficient electron density from the ring to deactivate it. The three halogens make the ortho and para ions more stable than the meta, but less stable than the unsubstituted arenium ion (**I**). For the other groups that contain an unshared pair, the ortho and para ions are more stable than either the meta ion or the unsubstituted ion. For most of

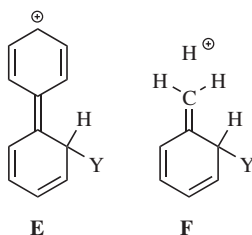
³⁶It must be remembered that in acid solution amines are converted to their conjugate acids, which for the most part are meta-directing (type 2). Therefore in acid (which is the most common medium for electrophilic substitutions) amino groups may direct meta. However, unless the solution is highly acidic, there will be a small amount of free amine present, and since amino groups are activating and the conjugate acids deactivating, ortho-para direction is often found even under acidic conditions.

³⁷For a review of the directing and orienting effects of amino groups, see Chuchani, G., in Patai's. *The Chemistry of the Amino Group*, Wiley, NY, **1968**, pp. 250–265; for ether groups see Kohnstam, G.; Williams, D.L.H., in Patai's. *The Chemistry of the Ether Linkage*, Wiley, NY, **1967**, pp. 132–150.

³⁸Tomoda, S.; Takamatsu, K.; Iwaoka, M. *Chem. Lett.* **1998**, 581.

³⁹Tarbell, D.S.; Herz, A.H. *J. Am. Chem. Soc.* **1953**, *75*, 4657. Ring substitution is possible if the SH group is protected. For a method of doing this, see Walker, D. *J. Org. Chem.* **1966**, *31*, 835.

- the groups in this category, the meta ion is more stable than **1**, so that groups, such as NH_2 and, OH , activate the meta positions too, but not as much as the ortho and para positions (see also the discussion on pp. 677–679).
2. Groups that lack an unshared pair on the atom connected to the ring and that are $-I$. In this category are, in approximate order of decreasing deactivating ability, NR_3^+ , NO_2 , CF_3 ,⁴⁰ CN , SO_3H , CHO , COR , COOH , COOR , CONH_2 , CCl_3 , and NH_3^+ . Also in this category are all other groups with a positive charge on the atom directly connected to the ring⁴¹ (SR_2^+ , PR_3^+ , etc.) and many groups with positive charges on atoms farther away, since often these are still powerful $-I$ groups. The field-effect explanation predicts that these should all be meta directing and deactivating, and (except for NH_3^+) this is the case. The NH_3^+ group is an anomaly, since this group directs para about as much as or a little more than it directs meta.⁴² The NH_2Me^+ , NHMe_2^+ , and NMe_3^+ groups all give more meta than para substitution, the percentage of para product decreasing with the increasing number of methyl groups.⁴³
 3. Groups that lack an unshared pair on the atom connected to the ring and that are ortho–para directing. In this category are alkyl groups, aryl groups, and the COO^- group,⁴⁴ all of which activate the ring. We will discuss them separately. Since aryl groups are $-I$ groups, they might seem to belong to category 2. They are nevertheless ortho–para directing and activating. This can be explained in a similar manner as in category 1, with a pair of electrons from the aromatic sextet playing the part played by the unshared pair, so



that we have forms like **E**. The effect of negatively charged groups like COO^- is easily explained by the field effect (negatively charged groups are of

⁴⁰For the long-range electron-withdrawing effects of this group, see Castagnetti, E.; Schlosser, M. *Chem. Eur. J.* **2002**, *8*, 799.

⁴¹For discussions, see Gastaminza, A.; Ridd, J.H.; Roy, F. *J. Chem. Soc. B* **1969**, 684; Gilow, H.M.; De Shazo, M.; Van Cleave, W.C. *J. Org. Chem.* **1971**, *36*, 1745; Hoggett, J.G.; Moodie, R.B.; Penton, J.R.; Schofield, K. *Nitration and Aromatic Reactivity*, Cambridge University Press, Cambridge, **1971**, pp. 167–176.

⁴²Hartshorn, S.R.; Ridd, J.H. *J. Chem. Soc. B* **1968**, 1063. For a discussion, see Ridd, J.H., in *Aromaticity, Chem. Soc. Spec. Publ.*, no. 21, **1967**, 149–162.

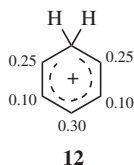
⁴³Brickman, M.; Utley, J.H.P.; Ridd, J.H. *J. Chem. Soc.* **1965**, 6851.

⁴⁴Spryskov, A.A.; Golubkin, L.N. *J. Gen. Chem. USSR* **1961**, *31*, 833. Since the COO^- group is present only in alkaline solution, where electrophilic substitution is not often done, it is seldom met with.

course electron donating), since there is no resonance interaction between the group and the ring. The effect of alkyl groups can be explained in the same way, but, in addition, we can also draw canonical forms, even though there is no unshared pair. These of course are hyperconjugation forms like **F** (see p. 669). This effect, like the field effect, predicts activation and ortho–para direction, so that it is not possible to say how much each effect contributes to the result. Another way of looking at the effect of alkyl groups (which sums up both field and hyperconjugation effects) is that (for $Z = R$) the ortho and para arenium ions are more stable because each contains a form (**A** and **B**) that is a tertiary carbocation, while all the canonical forms for the meta ion and for **1** are secondary carbocations. In activating ability, alkyl groups usually follow the Baker–Nathan order (p. 96), but not always.⁴⁵

The Ortho/Para Ratio⁴⁶

When an ortho–para-directing group is on a ring, it is usually difficult to predict how much of the product will be the ortho isomer and how much the para isomer. Indeed, these proportions can depend greatly on the reaction conditions. For example, chlorination of toluene gives an ortho/para ratio anywhere from 62:38 to 34:66.⁴⁷ Nevertheless, certain points can be made. On a purely statistical basis there would be 67% ortho and 33% para, since there are two ortho positions and only one para. However, the phenonium ion



12, which arises from protonation of benzene, has the approximate charge distribution shown⁴⁸ (see **13** as well). If we accept this as a model for the arenium ion in aromatic substitution, a para substituent would have a greater stabilizing effect on the adjacent carbon than an ortho substituent. If other effects are absent, this would mean that >33% para and <67% ortho substitution would be found. In hydrogen exchange (reaction **11-1**), where other effects are absent, it has been found for a number of substituents that the average ratio of the logarithms of the partial rate

⁴⁵For examples of situations where the Baker–Nathan order is not followed, see Eaborn, C.; Taylor, R. *J. Chem. Soc.* **1961**, 247; Utley, J.H.P.; Vaughan, T.A. *J. Chem. Soc. B* **1968**, 196; Schubert, W.M.; Gurka, D.F. *J. Am. Chem. Soc.* **1969**, 91, 1443; Himoe, A.; Stock, L.M. *J. Am. Chem. Soc.* **1969**, 91, 1452.

⁴⁶For a discussion, see Pearson, D.E.; Buehler, C.A. *Synthesis* **1971**, 455 see pp 455–464. For a discussion of the influence of reaction conditions on the ortho/para ratio, see Effenberger, F.; Maier, A.J. *J. Am. Chem. Soc.* **2001**, 123, 3429.

⁴⁷Stock, L.M.; Himoe, A. *J. Am. Chem. Soc.* **1961**, 83, 4605.

⁴⁸Olah, G.A. *Acc. Chem. Res.* **1970**, 4, 240, p. 248.

factors for these positions (see p. 677 for a definition of partial rate factor) was close to 0.865,⁴⁹ which is not far from the value predicted from the ratio of charge densities in **12**. This picture is further supported by the fact that meta-directing groups, which destabilize a positive charge, give ortho/para ratios $>67:33$ ⁵⁰ (of course the total amount of ortho and para substitution with these groups is small, but the *ratios* are generally $>67:33$). Another important factor is the steric effect. If either the group on the attacking ring or the group on the electrophile is large, steric hindrance inhibits formation of the ortho product and increases the amount of the para isomer. An example may be seen in the nitration, under the same conditions, of toluene and *tert*-butylbenzene. The former gave 58% of the ortho compound and 37% of the para, while the more bulky *tert*-butyl group gave 16% of the ortho product and 73% of the para.⁵¹ Some groups are so large that they direct almost entirely para.

When the ortho–para-directing group is one with an unshared pair (this of course applies to most of them), there is another effect that increases the amount of para product at the expense of the ortho. A comparison of the intermediates involved (p. 667) shows that **C** is a canonical form with an ortho-quinoid structure, while **D** has a para-quinoid structure. Since we know that para-quinones are more stable than the ortho isomers, it seems reasonable to assume that **D** is more stable than **C**, and therefore contributes more to the hybrid and increases its stability compared to the ortho intermediate.

It has been shown that it is possible to compel regiospecific para substitution by enclosing the substrate molecules in a cavity from which only the para position projects. Anisole was chlorinated in solutions containing a cyclodextrin, a molecule in which the anisole is almost entirely enclosed (see Fig. 3.4). With a high enough concentration of cyclodextrin, it was possible to achieve a para/ortho ratio of 21.6⁵² (in the absence of the cyclodextrin the ratio was only 1.48). This behavior is a model for the regioselectivity found in the action of enzymes.

IpsO Attack

We have discussed orientation in the case of monosubstituted benzenes entirely in terms of attachment at the ortho, meta, and para positions, but attachment at the

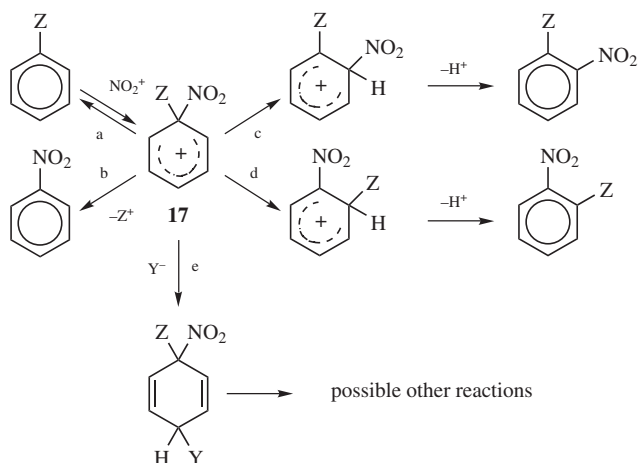
⁴⁹Ansell, H.V.; Le Guen, J.; Taylor, R. *Tetrahedron Lett.* **1973**, 13.

⁵⁰Hoggett, J.G.; Moodie, R.B.; Penton, J.R.; Schofield, K. *Nitration and Aromatic Reactivity*, Cambridge University Press, Cambridge, **1971**, pp. 176–180.

⁵¹Nelson, K.L.; Brown, H.C. *J. Am. Chem. Soc.* **1951**, *73*, 5605. For product ratios in the nitration of many monoalkylbenzenes, see Baas, J.M.A.; Wepster, B.M. *Recl. Trav. Chim. Pays-Bas* **1971**, *90*, 1081, 1089; **1972**, *91*, 285, 517, 831.

⁵²Breslow, R.; Campbell, P. *J. Am. Chem. Soc.* **1969**, *91*, 3085; *Bioorg. Chem.* **1971**, *1*, 140. See also Chen, N.Y.; Kaeding, W.W.; Dwyer, F.G. *J. Am. Chem. Soc.* **1979**, *101*, 6783; Konishi, H.; Yokota, K.; Ichihashi, Y.; Okano, T.; Kiji, J. *Chem. Lett.* **1980**, 1423; Komiyama, M.; Hirai, H. *J. Am. Chem. Soc.* **1983**, *105*, 2018; **1984**, *106*, 174; Chênevert, R.; Ampleman, G. *Can. J. Chem.* **1987**, *65*, 307; Komiyama, M. *Polym. J. (Tokyo)* **1988**, *20*, 439.

position bearing the substituent (called the *ipso position*⁵³) can also be important. Ipso attack has mostly been studied for nitration.⁵⁴ When attack of NO_2^+ leads to incorporation at the ipso position there are at least five possible fates for the resulting arenium ion (**17**).



Path a. The arenium ion can lose NO_2^+ and revert to the starting compounds. This results in no net reaction and is often undetectable.

Path b. The arenium ion can lose Z^+ , in which case this is simply aromatic substitution with a leaving group other than H (see **11-33–11-41**).

Path c. The electrophilic group (in this case NO_2^+) can undergo a 1,2-migration, followed by loss of the proton. The product in this case is the same as that obtained by direct attachment of NO_2^+ at the ortho position of PhZ . It is not always easy to tell how much of the ortho product in any individual case arises from this pathway,⁵⁵ though there is evidence that it can be a considerable proportion. Because of this possibility, many of the reported conclusions about the relative reactivity of the ortho, meta, and para positions are cast into doubt, since some of the product may have arisen not from direct attachment at the ortho position, but from attachment at the ipso position followed by rearrangement.⁵⁶

Path d. The ipso substituent (Z) can undergo 1,2-migration, which also produces the ortho product (though the rearrangement would become apparent if there

⁵³Perrin, C.L.; Skinner, G.A. *J. Am. Chem. Soc.* **1971**, *93*, 3389. For a review of ipso substitution, see Traynham, J.G. *J. Chem. Educ.* **1983**, *60*, 937.

⁵⁴For a review, see Moodie, R.B.; Schofield, K. *Acc. Chem. Res.* **1976**, *9*, 287. See also, Fischer, A.; Henderson, G.N.; RayMahasay, S. *Can. J. Chem.* **1987**, *65*, 1233, and other papers in this series.

⁵⁵For methods of doing so, see Gibbs, H.W.; Moodie, R.B.; Schofield, K. *J. Chem. Soc. Perkin Trans. 2* **1978**, 1145.

⁵⁶This was first pointed out by Myhre, P.C. *J. Am. Chem. Soc.* **1972**, *94*, 7921.

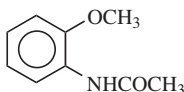
were other substituents present). The evidence is that this pathway is very minor, at least when the electrophile is NO_2^+ .⁵⁷

Path e. Attack of a nucleophile on **17**. In some cases, the products of such an attack (cyclohexadienes) have been isolated⁵⁸ (this is 1,4-addition to the aromatic ring), but further reactions are also possible.

Orientation in Benzene Rings With More Than One Substituent⁵⁹

It is often possible in these cases to predict the correct isomer. In many cases, the groups already on the ring reinforce each other. Thus, 1,3-dimethylbenzene is substituted at the 4 position (ortho to one group and para to the other), but not at the 5 position (meta to both). Likewise, the incoming group in *p*-chlorobenzoic acid goes to the position ortho to the chloro and meta to the carboxyl group.

When the groups oppose each other, predictions may be more difficult. In a case such as where two



groups of about equal directing ability are in competing positions, all four products can be expected, and it is not easy to predict the proportions, except that steric hindrance should probably reduce the yield of substitution ortho to the acetamido group, especially for large electrophiles. Mixtures of about equal proportions are frequent in such cases. Nevertheless, even when groups on a ring oppose each other, there are some regularities.

1. If a strong activating group competes with a weaker one or with a deactivating group, the former controls. Thus *o*-cresol gives substitution mainly ortho and para to the *hydroxyl* group and not to the methyl. For this purpose we can arrange the groups in the following order: $\text{NH}_2, \text{OH}, \text{NR}_2, \text{O}^- > \text{OR}, \text{OCOR}, \text{NHCOR} > \text{R}, \text{Ar} > \text{halogen} > \text{meta-directing groups}$.
2. All other things being equal, a third group is least likely to enter between two groups in the meta relationship. This is the result of steric hindrance and increases in importance with the size of the groups on the ring and with the size of the attacking species.⁶⁰

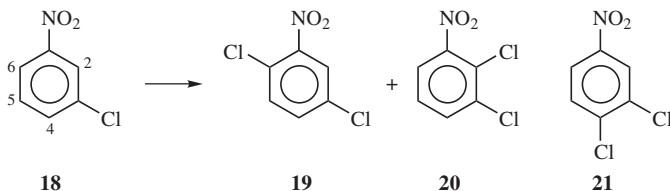
⁵⁷For examples of such migration, where $\text{Z} = \text{Me}$, see Hartshorn, M.P.; Readman, J.M.; Robinson, W.T.; Sies, C.W.; Wright, G.J. *Aust. J. Chem.* **1988**, *41*, 373.

⁵⁸For examples, see Banwell, T.; Morse, C.S.; Myhre, P.C.; Vollmar, A. *J. Am. Chem. Soc.* **1977**, *99*, 3042; Fischer, A.; Greig, C.C. *Can. J. Chem.* **1978**, *56*, 1063.

⁵⁹For a quantitative discussion, see pp. 677–678.

⁶⁰In some cases, attack at an electrophile preferentially leads to attachment at the position between two groups in the meta relationship. For a list of some of these cases and a theory to explain them, see Kruse, L.I.; Cha, J.K. *J. Chem. Soc., Chem. Commun.* **1982**, 1333.

3. When a meta-directing group is meta to an ortho-para-directing group, the incoming group primarily goes ortho to the meta-directing group rather than para. For example, chlorination of **18** gives mostly **19**.



The importance of this effect is underscored by the fact that **20**, which is in violation of the preceding rule, is formed in smaller amounts, but **21** is not formed at all. This is called the *ortho effect*,⁶¹ and many such examples are known.⁶² Another is the nitration of *p*-bromotoluene, which gives 2,3-dinitro-4-bromotoluene. In this case, once the first nitro group came in, the second was directed ortho to it rather than para, even though this means that the group has to come in between two groups in the meta position. There is no good explanation yet for the ortho effect, though possibly there is intramolecular assistance from the meta-directing group.

It is interesting that chlorination of **18** illustrates all three rules. Of the four positions open to the electrophile, the 5 position violates rule 1, the 2 position rule 2, and the 4 position rule 3. The principal attachment is therefore at position 6.

Orientation in Other Ring Systems⁶³

In fused ring systems, the positions are not equivalent and there is usually a preferred orientation, even in the unsubstituted hydrocarbon. The preferred positions may often be predicted as for benzene rings. Thus it is possible to draw more canonical forms for the arenium ion when attack by naphthalene leads to attachment of the electrophile at the α position than when attack by naphthalene leads to attachment of the electrophile at the β position. Therefore, the α position is the preferred site of attachment,⁶⁴ though, as previously mentioned (p. 666), the isomer formed by substitution at the β -position is thermodynamically more stable and is the product if the reaction is reversible and equilibrium is reached. Because of the more extensive delocalization of charges in the corresponding arenium ions, naphthalene is more reactive than benzene and substitution is faster at both positions. Similarly,

⁶¹This is not the same as the ortho effect mentioned on p. 412.

⁶²See Hammond, G.S.; Hawthorne, M.F., in Newman, M.S. *Steric Effects in Organic Chemistry*, Wiley, NY, **1956**, pp. 164–200, 178–182.

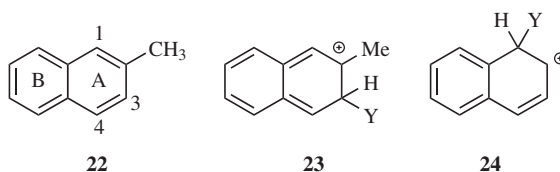
⁶³For a review of substitution on nonbenzenoid aromatic systems, see Hafner, H.; Moritz, K.L., in Olah, G.A. *Friedel-Crafts and Related Reactions*, Vol. 4, Wiley, NY, **1965**, pp. 127–183. For a review of aromatic substitution on ferrocenes, see Bublit, D.E.; Rinehart Jr., K.L. *Org. React.* **1969**, *17*, 1.

⁶⁴For a discussion on the preferred site of attachment for many ring systems, see de la Mare, P.B.D.; Ridd, J.H. *Aromatic Substitution Nitration and Halogenation*, Academic Press, NY, **1959**, pp. 169–209.

anthracene, phenanthrene, and other fused polycyclic aromatic hydrocarbons are also substituted faster than benzene.

Heterocyclic compounds, too, have nonequivalent positions, and the principles are similar,⁶⁵ in terms of mechanism, and rate data is available.⁶⁶ Furan, thiophene, and pyrrole are chiefly substituted at the 2 position, and all are substituted faster than benzene.⁶⁷ Pyrrole is particularly reactive, with a reactivity approximating that of aniline or the phenoxide ion. For pyridine,⁶⁸ it is not the free base that must attack the electrophile, but the conjugate acid (the pyridinium ion),⁶⁹ making the reactivity much less than that of benzene, being similar to that of nitrobenzene. The 3 position is most reactive in electrophilic substitution reactions of pyridine. However, groups can be introduced into the 4 position of a pyridine ring indirectly, by performing the reaction on the corresponding pyridine *N*-oxide.⁷⁰ Note that calculations show that the 2-pyridyl and 2-pyrimidyl cations are best represented as *ortho*-hetaryonium ions, being more stable than their positional, nonconjugated isomers by as much as 18–28 kcal mol⁻¹ (75–11) kJ mol⁻¹.⁷¹

When fused ring systems contain substituents, successful predictions can often be made by using a combination of the above principles. Thus, ring A of 2-methylnaphthalene (**22**) is activated by the methyl



group; ring B is not (though the presence of a substituent in a fused ring system affects all the rings,⁷² the effect is generally greatest on the ring to which it is attached). We therefore expect substitution in ring A. The methyl group activates positions 1 and 3, which are *ortho* to itself, but not position 4, which is *meta* to it.

⁶⁵For a monograph, see Katritzky, A.R.; Taylor, R. *Electrophilic Substitution of Heterocycles: Quantitative Aspects* (Vol. 47 of *Adv. Heterocycl. Chem.*), Academic Press, NY, **1990**.

⁶⁶Katritzky, A.R.; Fan, W.-Q. *Heterocycles* **1992**, *34*, 2179.

⁶⁷For a review of electrophilic substitution on five-membered aromatic heterocycles, see Marino, G. *Adv. Heterocycl. Chem.* **1971**, *13*, 235.

⁶⁸For reviews of substitution on pyridines and other six-membered nitrogen-containing aromatic rings, see Comins, D.L.; O'Connor, S. *Adv. Heterocycl. Chem.* **1988**, *44*, 199; Aksel'rod, Zh.I.; Berezovskii, V.M. *Russ. Chem. Rev.* **1970**, *39*, 627; Katritzky, A.R.; Johnson, C.D. *Angew. Chem. Int. Ed.* **1967**, *6*, 608; Abramovitch, R.A.; Saha, J.G. *Adv. Heterocycl. Chem.* **1966**, *6*, 229. For a review of methods of synthesizing 3-substituted pyrroles, see Anderson, H.J.; Loader, C.E. *Synthesis* **1985**, 353.

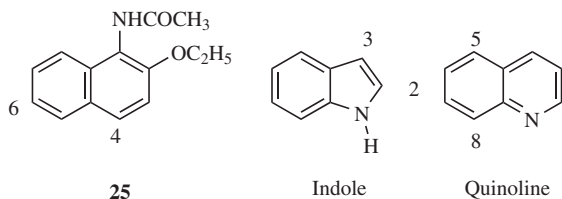
⁶⁹Olah, G.A.; Olah, J.A.; Overchuk, N.A. *J. Org. Chem.* **1965**, *30*, 3373; Katritzky, A.R.; Kingsland, M. *J. Chem. Soc. B* **1968**, 862.

⁷⁰Jaffé, H.H. *J. Am. Chem. Soc.* **1954**, *76*, 3527.

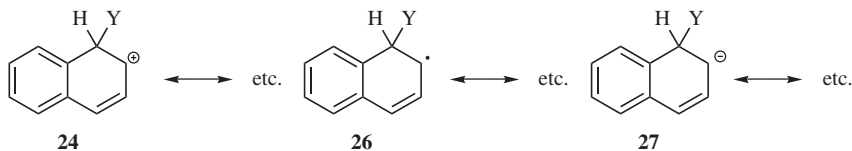
⁷¹Gozzo, F.C.; Eberlin, M.N. *J. Org. Chem.* **1999**, *64*, 2188.

⁷²See, for example, Ansell, H.V.; Sheppard, P.J.; Simpson, C.F.; Stroud, M.A.; Taylor, R. *J. Chem. Soc. Perkin Trans. 2* **1979**, 381.

However, substitution at the 3 position gives rise to an arenium ion for which it is impossible to write a low-energy canonical form in which ring B has a complete sextet. All we can write are forms like **23**, in which the sextet is no longer intact. In contrast, substitution at the 1 position gives rise to a more stable arenium ion, for which two canonical forms (one of them is **24**) can be written in which ring B is benzenoid. We thus predict predominant substitution at C-1, and that is what is generally found.⁷³ However, in some cases predictions are much harder to make. For example, chlorination or nitration of **25** gives mainly the 4 derivative, but bromination yields chiefly the 6 compound.⁷⁴



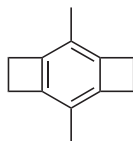
For fused heterocyclic systems too, we can often make predictions based on the above principles, though many exceptions are known. Thus, indole is chiefly substituted in the pyrrole ring (at position 3) and reacts faster than benzene, while quinoline generally reacts in the benzene ring, at the 5 and 8 positions, and slower than benzene, though faster than pyridine.



In alternant hydrocarbons (p. 69), the reactivity at a given position is similar for electrophilic, nucleophilic, and free-radical substitution, because the same kind of resonance can be shown in all three types of intermediate (cf. **24**, **26**, and **27**). Attachment of the electrophile at the position that will best delocalize a positive charge will also best delocalize a negative charge or an unpaired electron. Most results are in accord with these predictions. For example, naphthalene is attacked primarily at the 1 position by NO_2^+ , NH_2^- , and Ph^\bullet , and always more readily than benzene.

⁷³For example, see Alcorn, P.G.E.; Wells, P.R. *Aust. J. Chem.* **1965**, *18*, 1377, 1391; Eaborn, C.; Golborn, P.; Spillett, R.E.; Taylor, R. *J. Chem. Soc. B* **1968**, 1112; Kim, J.B.; Chen, C.; Krieger, J.K.; Judd, K.R.; Simpson, C.C.; Berliner, E. *J. Am. Chem. Soc.* **1970**, *92*, 910. For discussions, see Taylor, R. *Chimia* **1968**, *22*, 1; Gore, P.H.; Siddiquei, A.S.; Thorburn, S. *J. Chem. Soc. Perkin Trans. 1* **1972**, 1781.

⁷⁴Bell, F. *J. Chem. Soc.* **1959**, 519.

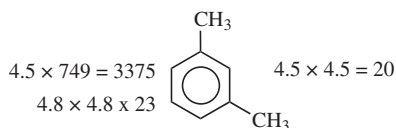


28

When strain due to a ring fused on an aromatic ring deforms that ring out of planarity, the molecule is more reactive to electrophilic aromatic substitution.⁷⁵ This has been explained by the presence of a shortened bond for the sp^2 hybridized carbon, increasing the strain at that position, and this is known as the *Mills–Nixon effect*.⁷⁶ There is EPR evidence (see p. 267) for 3,6-dimethyl-1,2,4,5-tetrahydrobenzo-bis(cyclobutene) (**28**) that supports the Mills–Nixon effect,⁷⁷ and a theoretical study supports this.⁷⁸ However, *ab initio* studies of triannulated benzene rings shows *no evidence* for the Mills–Nixon effect, and a new motif for bond-alternating benzenes was proposed.⁷⁹ Indeed, it is argued that the Mills–Nixon effect is not real.⁸⁰

Quantitative Treatments of Reactivity in the Substrate

Quantitative rate studies of aromatic substitutions are complicated by the fact that there are usually several hydrogens that can leave, so that measurements of overall rate ratios do not give a complete picture as they do in nucleophilic substitutions, where it is easy to compare substrates that have only one possible leaving group in a molecule. What is needed is not, say, the overall rate ratio for acetylation of toluene versus that for benzene, but the *rate ratio at each position*. These can be calculated from the overall rates and a careful determination of the proportion of isomers formed, provided that the products are kinetically controlled, as is usually the case. We may thus define the *partial rate factor* for a given group and a given reaction as the rate of substitution at a single position relative to a single position in benzene. For example, for acetylation



of toluene the partial rate factors are: for the ortho position $o_f^{\text{Me}} = 4.5$, for the meta $m_f^{\text{Me}} = 4.8$, and for the para $p_f^{\text{Me}} = 749$.⁸¹ This means that toluene is acetylated at

⁷⁵Taylor, R. *Electrophilic Aromatic Substitution*, Wiley, Chichester, **1990**, pp. 53.

⁷⁶Mills, W.H.; Nixon, I.G. *J. Chem. Soc.* **1930**, 2510.

⁷⁷Davies, A.G.; Ng, K.M. *J. Chem. Soc. Perkin Trans. 2* **1992**, 1857.

⁷⁸Eckert-Maksić, M.; Maksić, Z.B.; Klessinger, M. *J. Chem. Soc. Perkin Trans. 2* **1994**, 285; Eckert-Maksić, M.; Lesar, A.; Maksić, Z.B. *J. Chem. Soc. Perkin Trans. 2* **1992**, 993.

⁷⁹Baldrige, K.K.; Siegel, J.J. *J. Am. Chem. Soc.* **1992**, *114*, 9583.

⁸⁰Siegel, J.S. *Angew. Chem. Int. Ed.* **1994**, *33*, 1721.

⁸¹Brown, H.C.; Marino, G.; Stock, L.M. *J. Am. Chem. Soc.* **1959**, *81*, 3310.

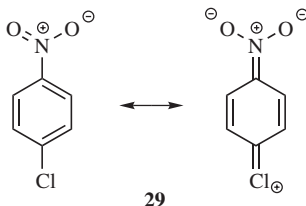
the ortho position 4.5 times as fast as a single position in benzene, or 0.75 times as fast as the overall rate of acetylation of benzene. A partial rate factor >1 for a given position indicates that the group in question activates that position for the given reaction. Partial rate factors differ from one reaction to another and are even different, though less so, for the same reaction under different conditions.

Once we know the partial rate factors, we can predict the proportions of isomers to be obtained when two or more groups are present on a ring, *if we make the assumption that the effect of substituents is independent*. For example, if the two methyl groups in *m*-xylene have the same effect as the methyl group in toluene, we can calculate the theoretical partial rate factors at each position by multiplying those from toluene, so they should be as indicated:

TABLE 11.2. Calculated and Experimental Isomer Distributions in the Acetylation of *m*-Xylene⁸¹

Position	Isomer Distribution, %	
	Calculated	Observed
2	0.30	0
4	9.36	97.5
5	0.34	2.5

From this, it is possible to calculate the overall theoretical rate ratio for acetylation of *m*-xylene relative to benzene, since this is one-sixth the sum of the partial rate factors (in this case 1130), and the isomer distribution if the reaction is kinetically controlled. The overall rate ratio actually is 347⁸² and the calculated and observed isomer distributions are listed in Table 11.2.⁷⁶ In this case, and in many others, agreement is fairly good, but many cases are known where the effects are not additive (as on p. 671).⁸³ For example, this treatment predicts that for 1,2,3-trimethylbenzene



⁸²Marino, G.; Brown, H.C. *J. Am. Chem. Soc.* **1959**, *81*, 5929.

⁸³For some examples where additivity fails, see Fischer, A.; Vaughan, J.; Wright, G.J. *J. Chem. Soc. B* **1967**, 368; Coombes, R.G.; Crout, D.H.G.; Hoggett, J.G.; Moodie, R.B.; Schofield, K. *J. Chem. Soc. B* **1970**, 347; Richards, K.E.; Wilkinson, A.L.; Wright, G.J. *Aust. J. Chem.* **1972**, *25*, 2369; Cook, R.S.; Phillips, R.; Ridd, J.H. *J. Chem. Soc. Perkin Trans. 2* **1974**, 1166. For a theoretical treatment of why additivity fails, see Godfrey, M. *J. Chem. Soc. B* **1971**, 1545.

there should be 35% 5 substitution and 65% 4 substitution, but acetylation gave 79% 5 substitution and 21% of the 4 isomer. The treatment is thrown off by steric effects, such as those mentioned earlier (p. 673), by-products arising from ipso attack (p. 671) and by resonance interaction *between* groups (e.g., **29**), which must make the results deviate from simple additivity of the effects of the groups.

Another approach that avoids the problem created by having competing leaving groups present in the same substrate is the use of substrates that contain only one leaving group. This is most easily accomplished by the use of a leaving group other than hydrogen. By this means overall rate ratios can be measured for specific positions.⁸⁴ Results obtained in this way⁸⁵ give a reactivity order quite consistent with that for hydrogen as leaving group.

A quantitative scale of reactivity for aromatic substrates (fused, heterocyclic, and substituted rings) has been devised, based on the hard-soft acid-base concept (p. 375).⁸⁶ From molecular-orbital theory, a quantity called *activation hardness* can be calculated for each position of an aromatic ring. The smaller the activation hardness, the faster the attachment at that position; hence the treatment predicts the most likely orientations for incoming groups.

A Quantitative Treatment of Reactivity of the Electrophile: The Selectivity Relationship

Not all electrophiles are equally powerful. The nitronium ion attacks not only benzene but also aromatic rings that contain a strongly deactivating group. On the other hand, diazonium ions couple only with rings containing a powerful activating group. Attempts have been made to correlate the influence of substituents with the power of the attacking group. The most obvious way to do this is with the Hammett equation (p. 392):

$$\log \frac{k}{k_0} = \rho \sigma$$

For aromatic substitution,⁸⁷ k_0 is divided by 6 and, for meta substitution, k is divided by 2, so that comparisons are made for only one position (consequently, k/k_0 for, say, the methyl group at a para position is identical to the partial rate factor p_f^{Me}). It was soon found that, while this approach worked fairly well for electron-withdrawing groups, it failed for those that are electron donating. However, if the equation is modified by the insertion of the Brown σ^+ values instead of the Hammett σ values (because a positive charge develops during the transition state), more satisfactory correlations can be made, even for electron-donating groups (see Table 9.4

⁸⁴For a review of aryl-silicon and Related cleavages, see Eaborn, C. *J. Organomet. Chem.* **1975**, *100*, 43.

⁸⁵See, for example, Deans, F.B.; Eaborn, C. *J. Chem. Soc.* **1959**, 2299; Eaborn, C.; Jackson, P.M. *J. Chem. Soc. B* **1969**, 21.

⁸⁶Zhou, Z.; Parr, R.G. *J. Am. Chem. Soc.* **1990**, *112*, 5720.

⁸⁷See Exner, O.; Böhm, S. *J. Org. Chem.* **2002**, *67*, 6320.

TABLE 11.3. Relative Rates and Product Distributions in Some Electrophilic Substitutions on Toluene and Benzene⁸⁹

Reaction	Relative Rate	Product Distribution, %	
	$k_{\text{toluene}}/k_{\text{benzene}}$	<i>m</i>	<i>p</i>
Bromination	605	0.3	66.8
Chlorination	350	0.5	39.7
Benzoylation	110	1.5	89.3
Nitration	23	2.8	33.9
Mercuration	7.9	9.5	69.5
Isopropylation	1.8	25.9	46.2

for a list of σ^+ values).⁸⁸ Groups with a negative value of σ_p^+ or σ_m^+ are activating for that position; groups with a positive value are deactivating. The ρ values correspond to the susceptibility of the reaction to stabilization or destabilization by the Z group and to the reactivity of the electrophile. The ρ values vary not only with the electrophile, but also with conditions. A large negative value of ρ means an electrophile of relatively low reactivity. Of course, this approach is completely useless for ortho substitution, since the Hammett equation does not apply there.

A modification of the Hammett approach, suggested by Brown, called the *selectivity relationship*,⁸⁹ is based on the principle that reactivity of a species varies inversely with selectivity. Table 11.3 shows how electrophiles can be arranged in order of selectivity as measured by two indexes: (1) their selectivity in attacking toluene rather than benzene, and (2) their selectivity between the meta and para positions in toluene.⁹⁰ As the table shows, an electrophile more selective in one respect is also more selective in the other. In many cases, electrophiles known to be more stable (hence less reactive) than others show a higher selectivity, as would be expected. For example, the *tert*-butyl cation is more stable and more selective than the isopropyl (p. 236), and Br_2 is more selective than Br^+ . However, deviations from the relationship are known.⁹¹ Selectivity depends not only on the nature of the electrophile but also on the temperature. As expected, it normally decreases with increasing temperature.

Brown assumed that a good measurement of selectivity was the ratio of the para and meta partial rate factors in toluene. He defined the selectivity S_f of a reaction as

$$S_f = \log \frac{p_f^{\text{Me}}}{m_f^{\text{Me}}}$$

⁸⁸For a discussion of the limitations of the Hammett equation approach, see Koptuyg, V.A.; Salakhutdinov, N.F.; Detsina, A.N. *J. Org. Chem. USSR* **1984**, *20*, 1039.

⁸⁹Stock, L.M.; Brown, H.C. *Adv. Phys. Org. Chem.* **1963**, *1*, 35.

⁹⁰Stock, L.M.; Brown, H.C. *Adv. Phys. Org. Chem.* **1963**, *1*, 35, see p. 45.

⁹¹At least some of these may arise from migration of groups already on the ring; see Olah, G.A.; Olah, J.A.; Ohyama, T. *J. Am. Chem. Soc.* **1984**, *106*, 5284.

That is, the more reactive an attacking species, the less preference it has for the para position compared to the meta. If we combine the Hammett–Brown $\sigma^+ \rho$ relationship with the linearity between $\log S_f$ and $\log p_f^{\text{Me}}$ and between $\log S_f$ and $\log m_f^{\text{Me}}$, it is possible to derive the following expressions:

$$\log p_f^{\text{Me}} = \frac{\sigma_p^+}{\sigma_p^+ - \sigma_m^+} S_f$$

$$\log m_f^{\text{Me}} = \frac{\sigma_m^+}{\sigma_p^+ - \sigma_m^+} S_f$$

S_f is related to ρ by

$$S_f = \rho(\sigma_p^+ - \sigma_m^+)$$

The general validity of these equations is supported by a great deal of experimental data on aromatic substitution reactions of toluene. Examples of values for some reactions obtained from these equations are given in Table 11.4.⁹² For other substituents, the treatment works well with groups that, like methyl, are not very polarizable. For more polarizable groups the correlations are sometimes satisfactory and sometimes not, probably because each electrophile in the transition state makes a different demand on the electrons of the substituent group.

Not only are there substrates for which the treatment is poor, but it also fails with very powerful electrophiles; this is why it is necessary to postulate the encounter complex mentioned on p. 664. For example, relative rates of nitration of *p*-xylene, 1,2,4-trimethylbenzene, and 1,2,3,5-tetramethylbenzene were 1.0, 3.7, and 6.4,⁹³ though the extra methyl groups should enhance the rates much more (*p*-xylene itself reacted 295 times faster than benzene). The explanation is that with powerful electrophiles the reaction rate is so rapid (reaction taking place at virtually every

TABLE 11.4. Values of m_f^{Me} , p_f^{Me} , S_f , and ρ for Three Reactions of Toluene⁹²

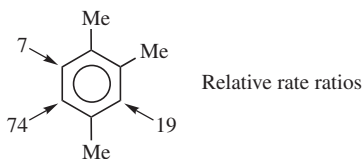
Reaction	m_f^{Me}	p_f^{Me}	S_f	ρ
PhMe + EtBr $\xrightarrow[\text{benzene, 25}^\circ\text{C}]{\text{GaBr}_3}$	1.56	6.02	0.587	-2.66
PhMe + HNO ₃ $\xrightarrow[45^\circ\text{C}]{90\% \text{ HOAc}}$	2.5	58	1.366	-6.04
PhMe + BR ₂ $\xrightarrow[25^\circ\text{C}]{85\% \text{ HOAc}}$	5.5	2420	2.644	-11.40

⁹²Stock, L.M.; Brown, H.C. *J. Am. Chem. Soc.* **1959**, *81*, 3323. Stock, L.M.; Brown, H.C. *Adv. Phys. Org. Chem.* **1963**, *1*, 35 presents many tables of these kinds of data. See also, DeHaan, F.P.; Chan, W.H.; Chang, J.; Ferrara, D.M.; Wainschel, L.A. *J. Org. Chem.* **1986**, *51*, 1591, and other papers in this series.

⁹³Olah, G.A.; Lin, H.C. *J. Am. Chem. Soc.* **1974**, *96*, 2892.

encounter⁹⁴ between an electrophile and substrate molecule)⁹⁵ that the presence of additional activating groups can no longer increase the rate.⁹⁶

Given this behavior (little selectivity in distinguishing between different substrate molecules), the selectivity relationship would predict that positional selectivity should also be very small. However, it is not. For example, under conditions where nitration of *p*-xylene and 1,2,4-trimethylbenzene takes place at about equal rates, there was no corresponding lack of selectivity at positions *within* the latter.⁹⁷ Though



steric effects are about the same at both positions, >10 times as much 5-nitro product was formed as 6-nitro product. It is clear that the selectivity relationship has broken down and it becomes necessary to explain why such an extremely rapid reaction should occur with positional selectivity. The explanation offered is that the rate-determining step is formation of an encounter complex (**12**, p. 664).⁹⁸ Since the position of attachment is not determined in the rate-determining step, the 5:6 ratio is not related to the reaction rate. Essentially the same idea was suggested earlier⁹⁹ and for the same reason (failure of the selectivity relationship in some cases), but the earlier explanation specifically pictured the complex as a π complex, and we have seen (p. 664) that there is evidence against this.

One interesting proposal¹⁰⁰ is that the encounter pair is a radical pair $\text{NO}_2 \cdot \text{ArH} \cdot^+$ formed by an electron transfer (SET), which would explain why the electrophile, once in the encounter complex, can acquire the selectivity that the free NO_2^+ lacked (it is not proposed that a radical pair is present in all aromatic substitutions; only in those that do not obey the selectivity relationship). The radical

⁹⁴See Coombes, R.G.; Moodie, R.B.; Schofield, K. *J. Chem. Soc. B* **1968**, 800; Moodie, R.B.; Schofield, K.; Thomas, P.N. *J. Chem. Soc. Perkin Trans. 2* **1978**, 318.

⁹⁵For a review of diffusion control in electrophilic aromatic substitution, see Ridd, J.H. *Adv. Phys. Org. Chem.* **1978**, *16*, 1.

⁹⁶Coombes, R.G.; Moodie, R.B.; Schofield, K. *J. Chem. Soc. B* **1968**, 800; Hoggett, J.G.; Moodie, R.B.; Schofield, K. *J. Chem. Soc. B* **1969**, 1; Manglik, A.K.; Moodie, R.B.; Schofield, K.; Dedeoglu, E.; Dutly, A.; Rys, P. *J. Chem. Soc. Perkin Trans. 2* **1981**, 1358.

⁹⁷Barnett, J.W.; Moodie, R.B.; Schofield, K.; Taylor, P.G.; Weston, J.B. *J. Chem. Soc. Perkin Trans. 2* **1979**, 747.

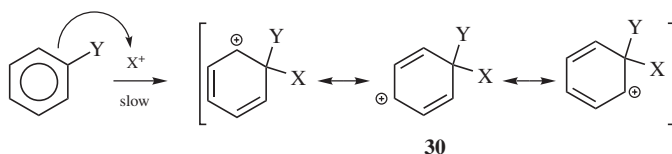
⁹⁸For kinetic evidence in favor of encounter complexes, see Sheats, G.F.; Strachan, A.N. *Can. J. Chem.* **1978**, *56*, 1280. For evidence for such complexes in the gas phase, see Attinà, M.; Cacace, F.; de Petris, G. *Angew. Chem. Int. Ed.* **1987**, *26*, 1177.

⁹⁹Olah, G.A. *Acc. Chem. Res.* **1971**, *4*, 240.

¹⁰⁰Perrin, C.L. *J. Am. Chem. Soc.* **1977**, *99*, 5516.

pair subsequently collapses to the arenium ion. There is evidence¹⁰¹ both for and against this proposal.¹⁰²

The Effect of the Leaving Group



In the vast majority of aromatic electrophilic substitutions, the leaving group is H^+ as indicated above, and very little work has been done on the relative electrofugal ability of other leaving groups. However, the following orders of leaving-group ability have been suggested:¹⁰³ (1) for leaving groups that depart without assistance ($\text{S}_{\text{N}}1$ process with respect to the leaving group), $\text{NO}_2^+^{104} < i\text{Pr}^+ \sim \text{SO}_3 < t\text{-Bu}^+ \sim \text{ArN}_2^+ < \text{ArCHOH}^+ < \text{NO}^+ < \text{CO}_2$; (2) for leaving groups that depart with assistance from an outside nucleophile ($\text{S}_{\text{N}}2$ process), $\text{Me}^+ < \text{Cl}^+ < \text{Br}^+ < \text{D}^+ \sim \text{RCO}^+ < \text{H}^+ \sim \text{I}^+ < \text{Me}_3\text{Si}^+$. We can use this kind of list to help predict which group, X or Y, will cleave from an arenium ion **30** (see **1**, where $\text{Y} = \text{H}$) once it has been formed, and so obtain an idea of which electrophilic substitutions are feasible. However, a potential leaving group can also affect a reaction in another way: by influencing the rate at which attack of the original electrophile leads to attachment directly at the ipso position. Partial rate factors for electrophilic attack at a position substituted by a group other than hydrogen are called ipso partial rate factors (i_f^{X}).⁵³ Such factors for the nitration of *p*-haloanisoles are 0.18, 0.08, and 0.06, for *p*-iodo-, *p*-bromo-, and *p*-chloroanisole, respectively.¹⁰⁵ This means, for example, that attack at the electrophile in this case leads to attachment at the 4 position of 4-iodoanisole 0.18 times as fast as a single position of benzene. Note that this is far slower than attachment at the 4 position resulting from attack of anisole itself so that the presence of the iodo group greatly slows the reaction at that position. A similar experiment on *p*-cresol showed that ipso

¹⁰¹For evidence in favor of the proposal, see Reents, Jr., W.D.; Freiser, B.S. *J. Am. Chem. Soc.* **1980**, *102*, 271; Morkovnik, A.S.; Dobaeva, N.M.; Panov, V.B.; Okhlobystin, O.Yu. *Doklad. Chem.* **1980**, *251*, 116; Sankararaman, S.; Haney, W.A.; Kochi, J.K. *J. Am. Chem. Soc.* **1987**, *109*, 5235; Keumi, T.; Hamanaka, K.; Hasegawa, K.; Minamide, N.; Inoue, Y.; Kitajima, H. *Chem. Lett.* **1988**, 1285; Johnston, J.F.; Ridd, J.H.; Sandall, J.P.B. *J. Chem. Soc., Chem. Commun.* **1989**, 244. For evidence against it, see Barnes, C.E.; Myhre, P.C. *J. Am. Chem. Soc.* **1978**, *100*, 975; Ebersson, L.; Radner, F. *Acc. Chem. Res.* **1987**, *20*, 53; Baciocchi, E.; Mandolini, L. *Tetrahedron* **1987**, *43*, 4035.

¹⁰²For a review, see Morkovnik, A.S. *Russ. Chem. Rev.* **1988**, *57*, 144.

¹⁰³Perrin, C.L. *J. Org. Chem.* **1971**, *36*, 420.

¹⁰⁴For examples where NO_2^+ is a leaving group (in a migration), see Bullen, J.V.; Ridd, J.H.; Sabek, O. *J. Chem. Soc. Perkin Trans. 2* **1990**, 1681, and other papers in this series.

¹⁰⁵Perrin, C.L.; Skinner, G.A. *J. Am. Chem. Soc.* **1971**, *93*, 3389. See also, Fischer, P.B.; Zollinger, H. *Helv. Chim. Acta* **1972**, *55*, 2139.

attack at the methyl position was 6.8 times slower than attack of phenol leading to attachment at the para position.¹⁰⁶ Thus, in these cases, both an iodo and a methyl group deactivate the ipso position.¹⁰⁷

REACTIONS


The reactions in this chapter are classified according to leaving group. Hydrogen replacements are treated first, then rearrangements in which the attacking entity is first cleaved from another part of the molecule (hydrogen is also the leaving group in these cases), and finally replacements of other leaving groups.

Hydrogen as the Leaving Group in Simple Substitution Reactions

A. Hydrogen as the Electrophile

11-1 Hydrogen Exchange

Deuterio-de-hydrogenation or Deuteriation



Aromatic compounds can exchange hydrogens when treated with acids. The reaction is used chiefly to study mechanistic questions¹⁰⁸ (including substituent effects), but can also be useful to deuterate (add ²H) or tritiate (add ³H) aromatic rings selectively. The usual directive effects apply and, for example, phenol treated with D₂O gives slow exchange on heating, with only ortho and para hydrogens being exchanged.¹⁰⁹ Strong acids, of course, exchange faster with aromatic substrates, and this exchange must be taken into account when studying the mechanism of any aromatic substitution catalyzed by acids. There is a great deal of evidence that exchange takes place by the ordinary arenium ion mechanism. Among the evidence are the orientation effects noted above and the finding that the reaction is general acid catalyzed, which means that a proton is transferred in the slow step¹¹⁰ (p. 373). Furthermore, many examples have been reported of stable solutions of arenium ions formed by attack of a proton on an aromatic ring.⁴ Simple aromatic compounds can be extensively deuterated in a convenient fashion by

¹⁰⁶Tee, O.; Iyengar, N.R.; Bennett, J.M. *J. Org. Chem.* **1986**, *51*, 2585.

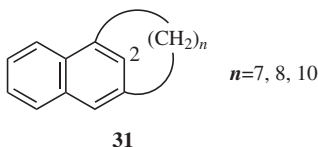
¹⁰⁷For other work on ipso reactivity, see Baciocchi, E.; Illuminati, G. *J. Am. Chem. Soc.* **1967**, *89*, 4017; Berwin, H.J. *J. Chem. Soc., Chem. Commun.* **1972**, 237; Galley, M.W.; Hahn, R.C. *J. Am. Chem. Soc.* **1974**, *96*, 4337; Clemens, A.H.; Hartshorn, M.P.; Richards, K.E.; Wright, G.J. *Aust. J. Chem.* **1977**, *30*, 103, 113.

¹⁰⁸For a review, see Taylor, R., in Bamford, C.H.; Tipper, C.F.H. *Comprehensive Chemical Kinetics*, Vol. 13, Elsevier, NY, **1972**, pp. 194–277.

¹⁰⁹Small, P.A.; Wolfenden, J.H. *J. Chem. Soc.* **1936**, 1811.

¹¹⁰For example, see Challis, B.C.; Long, F.A. *J. Am. Chem. Soc.* **1963**, *85*, 2524; Batts, B.D.; Gold, V.J. *Chem. Soc.* **1964**, 4284; Kresge, A.J.; Chiang, Y.; Sato, Y. *J. Am. Chem. Soc.* **1967**, *89*, 4418; Gruen, L.C.; Long, F.A. *J. Am. Chem. Soc.* **1967**, *89*, 1287; Butler, A.B.; Hendry, J.B. *J. Chem. Soc. B* **1970**, 852.

treatment with D_2O and BF_3 .¹¹¹ It has been shown that tritium exchange takes place readily at the 2 position of **31**, despite the fact that this position is hindered by the bridge. The rates were not very different from the comparison compound 1,3-dimethylnaphthalene.¹¹²



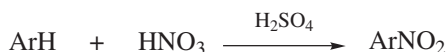
Hydrogen exchange can also be effected with strong bases,¹¹³ such as NH_2^- . In these cases, the slow step is the proton transfer:



so the S_E1 mechanism and not the usual arenium ion mechanism is operating.¹¹⁴ Aromatic rings can also be deuterated by treatment with D_2O and a rhodium(III) chloride¹¹⁵ or platinum¹¹⁶ catalyst or with C_6D_6 and an alkylaluminum dichloride catalyst,¹¹⁷ though rearrangements may take place during the latter procedure. Tritium (3H , abbreviated T) can be introduced by treatment with T_2O and an alkylaluminum dichloride catalyst.¹¹⁷ Tritiation at specific sites (e.g., >90% para in toluene) has been achieved with T_2 gas and a microporous aluminophosphate catalyst.¹¹⁸

B. Nitrogen Electrophiles

11-2 Nitration or Nitro-de-hydrogenation



¹¹¹Larsen, J.W.; Chang, L.W. *J. Org. Chem.* **1978**, *43*, 3602.

¹¹²Laws, A.P.; Neary, A.P.; Taylor, R. *J. Chem. Soc. Perkin Trans. 2* **1987**, 1033.

¹¹³For a review of base-catalyzed hydrogen exchange on heterocycles, see Elvidge, J.A.; Jones, J.R.; O'Brien, C.; Evans, E.A.; Sheppard, H.C. *Adv. Heterocycl. Chem.* **1974**, *16*, 1.

¹¹⁴Shatenshtein, A.I. *Tetrahedron* **1962**, *18*, 95.

¹¹⁵Lockley, W.J.S. *Tetrahedron Lett.* **1982**, *23*, 3819; *J. Chem. Res. (S)* **1985**, 178.

¹¹⁶See, for example, Leitch, L.C. *Can. J. Chem.* **1954**, *32*, 813; Fraser, R.R.; Renaud, R.N. *J. Am. Chem. Soc.* **1966**, *88*, 4365; Fischer, G.; Puza, M. *Synthesis* **1973**, 218; Blake, M.R.; Garnett, J.L.; Gregor, I.K.; Hannan, W.; Hoa, K.; Long, M.A. *J. Chem. Soc., Chem. Commun.* **1975**, 930. See also, Parshall, G.W. *Acc. Chem. Res.* **1975**, *8*, 113.

¹¹⁷Long, M.A.; Garnett, J.L.; West, J.C. *Tetrahedron Lett.* **1978**, 4171.

¹¹⁸Garnett, J.L.; Kennedy, E.M.; Long, M.A.; Than, C.; Watson, A.J. *J. Chem. Soc., Chem. Commun.* **1988**, 763.

Most aromatic compounds, whether of high or low reactivity, can be nitrated, because a wide variety of nitrating agents is available.¹¹⁹ For benzene, the simple alkylbenzenes, and less reactive compounds, the most common reagent is a mixture of concentrated nitric and sulfuric acids,¹²⁰ but for active substrates, the reaction can be carried out with nitric acid alone,¹²¹ or in water, acetic acid, acetic anhydride, or chloroform.¹²² Nitric acid in acetic anhydride/trifluoroacetic anhydride on zeolite H- β was used to convert toluene to 2,4-dinitrotoluene,¹²³ and AcONO₂ on clay converted ethylbenzene to ortho-para nitro ethylbenzene.¹²⁴ In fact, these milder conditions are necessary for active compounds, such as amines, phenols, and pyrroles, since reaction with mixed nitric and sulfuric acids would oxidize these substrates. With active substrates, such as amines and phenols, nitration can be accomplished by nitrosation under oxidizing conditions with a mixture of dilute nitrous and nitric acids.¹²⁵ A mixture of NO₂/O₂/Fe(acac)₃ can be used for active compounds,¹²⁶ as can NaNO₂ with trichloroisocyanuric acid on wet silica gel,¹²⁷ or N₂O₄ and silica acetate.¹²⁸ Trimethoxybenzenes were nitrated easily with ceric ammonium nitrate on silica gel,¹²⁹ and mesitylene was nitrated in an

¹¹⁹For a discussion of a unified mechanism, see Esteves, P.M.; de M. Carneiro, J.W.; Cardoso, S.P.; Barbosa, A.G.H.; Laali, K.K.; Rasul, G.; Prakash, G.K.S.; Olah, G.A. *J. Am. Chem. Soc.* **2003**, *125*, 4836. For monographs, see Olah, G.A.; Malhotra, R.; Narang, S.C. *Nitration: Methods and Mechanisms*, VCH, NY, **1989**; Schofield, K. *Aromatic Nitration*; Cambridge University Press, Cambridge, **1980**; Hoggett, J.H.; Moodie, R.B.; Penton, J.R.; Schofield, K. *Nitration and aromatic Reactivity*, Cambridge University Press, Cambridge, **1971**. For reviews, see Weaver, W.M., in Feuer, H. *Chemistry of the Nitro and Nitroso Groups*, pt. 2, Wiley, NY, **1970**, pp. 1–48; de la Mare, P.B.D.; Ridd, J.H. *Aromatic Substitution Nitration and Halogenation*, Academic Press, NY, **1959**, pp. 48–93. See also, Ref. 1. For a review of side reactions, see Suzuki, H. *Synthesis* **1977**, 217. Also see, Bosch, E.; Kochi, J.K. *J. Org. Chem.* **1994**, *59*, 3314; Olah, G.A.; Wang, Q.; Li, X.; Bucsi, I. *Synthesis* **1992**, 1085; Olah, G.A.; Reddy, V.P.; Prakash, G.K.S. *Synthesis* **1992**, 1087.

¹²⁰For the use of sulfuric acid/nitric acid on silica, see Smith, A.C.; Narvaez, L.D.; Akins, B.G.; Langford, M.M.; Gary, T.; Geisler, V.J.; Khan, F.A. *Synth. Commun.* **1999**, *29*, 4187. For a reaction with guanidine-nitric acid with sulfuric acid, see Ramana, M.M.V.; Malik, S.S.; Parihar, J.A. *Tetrahedron Lett.* **2004**, *45*, 8681.

¹²¹For a reaction with nitric acid and a lanthanum salt, see Parac-Vogt, T.N.; Binnesmans, K. *Tetrahedron Lett.* **2004**, *45*, 3137.

¹²²Used with (NH₄)₂SO₄•NiSO₄•6 H₂O: Tasneem, Ali, M.M.; Rajanna, K.C.; Saiparakash, P.K. *Synth. Commun.* **2001**, *31*, 1123.

¹²³Smith, K.; Gibbons, T.; Millar, R.W.; Claridge, R.P. *J. Chem. Soc., Perkin Trans. 1*, **2000**, 2753.

¹²⁴Rodrigues, J.A.R.; Filho, A.P.O.; Moran, P.J.S. *Synth. Commun.* **1999**, *29*, 2169.

¹²⁵For discussions of the mechanism in this case, see Giffney, J.C.; Ridd, J.H. *J. Chem. Soc. Perkin Trans. 2* **1979**, 618; Bazanova, G.V.; Stotskii, A.A. *J. Org. Chem. USSR* **1980**, *16*, 2070, 2075; Ross, D.S.; Moran, K.D.; Malhotra, R. *J. Org. Chem.* **1983**, *48*, 2118; Dix, L.R.; Moodie, R.B. *J. Chem. Soc. Perkin Trans. 2* **1986**, 1097; Leis, J.R.; Peña, M.E.; Ridd, J.H. *Can. J. Chem.* **1989**, *67*, 1677. For a review, see Ridd, J.H. *Chem. Soc. Rev.* **1991**, *20*, 149.

¹²⁶Suzuki, H.; Yonezawa, S.; Nonoyama, N.; Mori, T. *J. Chem. Soc. Perkin Trans. 1* **1996**, 2385.

¹²⁷Zolfigol, M.A.; Madrakian, E.; Ghaemi, E. *Synlett* **2003**, 2222.

¹²⁸Iranpoor, N.; Firouzabadi, H.; Heydari, R. *Synth. Commun.* **2003**, *33*, 703.

¹²⁹Khadilkar, B.M.; Madyar, V.R. *Synth. Commun.* **1999**, *29*, 1195.

ionic liquid using nitric acid–acetic anhydride.¹³⁰ Phenol can be nitrated in an ionic liquid.¹³¹

If anhydrous conditions are required, nitration can be effected with N_2O_5 ¹³² in CCl_4 in the presence of P_2O_5 , which removes the water formed in the reaction.¹³³ These reagents can also be used with proton or Lewis acid catalysts. Representative nitrating agents are NaNO_2 and trifluoroacetic acid,¹³⁴ N_2O_4 (which gives good yields with polycyclic hydrocarbons¹³⁵), $\text{N}_2\text{O}_4/\text{O}_2$ and a catalytic amount of zeolite $\text{H}\beta$,¹³⁶ $\text{Yb}(\text{OTf})_3$,¹³⁷ and nitronium salts,¹³⁸ such as $\text{NO}_2^+\text{BF}_4^-$, $\text{NO}_2^+\text{PF}_6^-$, and $\text{NO}_2^+\text{CF}_3\text{SO}_3^-$.¹³⁹ A mixture of NO_2 and ozone has also been used.¹⁴⁰ Clays, such as clay-supported cupric nitrate (Claycop),^{141,142} or Montmorillonite $\text{KSF-Bi}(\text{NO}_3)$ ¹⁴³ can be used to nitrate aromatic rings. Nitration of styrene poses a problem since addition occurs to the $\text{C}=\text{C}$ unit to give a 1-nitroethyl aryl.¹⁴⁴ Heterocycles, such as pyridine, are nitrated with N_2O_5 and SO_2 .¹⁴⁵ Deactivated aromatic rings, as in acetophenone, were nitrated with N_2O_5 and $\text{Fe}(\text{acac})_2$.¹⁴⁶

¹³⁰In *bmpy* NTf_2 , 1-butyl-4-methylpyridinium triflimide: Lancaster, N.L.; Llopis-Mestre, V. *Chem. Commun.* **2003**, 2812.

¹³¹In *bbim* BF_4 , 1,3-dibutylimidazolium tetrafluoroborate: Rajogopal, R.; Srinivasan, K.V. *Synth. Commun.* **2004**, *34*, 961.

¹³²For a review of N_2O_5 , see Fischer, J.W. in Feuer, H.; Nielsen, A.T. *Nitro Compounds, Recent Advances in synthesis and Chemistry*; VCH, NY, **1990**, pp. 267–365.

¹³³For another method, see Olah, G.A.; Krishnamurthy, V.V.; Narang, S.C. *J. Org. Chem.* **1982**, *47*, 596.

¹³⁴Uemura, S.; Toshimitsu, A.; Okano, M. *J. Chem. Soc. Perkin Trans. 1* **1978**, 1076. For a reaction with NaNO_2 and wet silica, see Zolfigol, M.A.; Ghaemi, E.; Madrakian, E. *Synth. Commun.* **2000**, *30*, 1689; Zolfigol, M.A.; Bagherzadeh, M.; Madrakian, E.; Gaemi, E.; Taqian-Nasab, A. *J. Chem. Res. (S)* **2001**, 140.

¹³⁵Radner, F. *Acta Chem. Scand. Ser. B* **1983**, *37*, 65.

¹³⁶Smith, K.; Almeer, S.; Black, S.J. *Chem. Commun.* **2000**, 1571. See also, Smith, K.; Musson, A.; DeBoos, G.A. *J. Org. Chem.* **1998**, *63*, 8448.

¹³⁷Barrett, A.G.M.; Braddock, D.C.; Ducray, R.; McKinnell, R.M.; Waller, F.J. *Synlett* **2000**, 57.

¹³⁸Olah, G.A.; Kuhn, S.J. *J. Am. Chem. Soc.* **1962**, *84*, 3684. These have also been used together with crown ethers: Masci, B. *J. Org. Chem.* **1985**, *50*, 4081; Iranpoor, N.; Firouzabadi, H.; Heydari, R. *Synth. Commun.* **1999**, *29*, 3295. For a review of nitronium salts in organic chemistry, see Guk, Yu. V.; Ilyushin, M.A.; Golod, E.L.; Gidaspov, B.V. *Russ. Chem. Rev.* **1983**, *52*, 284.

¹³⁹This salt gives a very high yield of products at low temperatures, see Coon, C.L.; Blucher, W.G.; Hill, M.E. *J. Org. Chem.* **1973**, *38*, 4243; Effenberger, F.; Geke, J. *Synthesis* **1975**, 40.

¹⁴⁰Nose, M.; Suzuki, H.; Suzuki, H. *J. Org. Chem.* **2001**, *66*, 4356; Peng, X.; Suzuki, H. *Org. Lett.* **2001**, *3*, 3431; Suzuki, H.; Tomaru, J.-i.; Murashima, T. *J. Chem. Soc. Perkin Trans. 1* **1994**, 2413; Suzuki, H.; Tatsumi, A.; Ishibashi, T.; Mori, T. *J. Chem. Soc. Perkin Trans. 1* **1995**, 339.

¹⁴¹For reviews of clay-supported nitrates, see Cornélis, A.; Laszlo, P. *Synthesis* **1985**, 909; Laszlo, P. *Acc. Chem. Res.* **1986**, 121; Laszlo, P.; Cornélis, A. *Aldrichimica Acta* **1988**, *21*, 97.

¹⁴²Cornélis, A.; Delaude, L.; Gerstmans, A.; Laszlo, P. *Tetrahedron Lett.* **1988**, *29*, 5657. See also, Smith, K.; Fry, K.; Butters, M.; Nay, B. *Tetrahedron Lett.* **1989**, *30*, 5333; Cornélis, A.; Laszlo, P.; Pennetreau, P. *Bull. Soc. Chim. Belg.*, **1984**, *93*, 961; Poirier, J.; Vottero, C. *Tetrahedron* **1989**, *45*, 1415. For a method of nitrating phenols in the ortho position, see Pervez, H.; Onyiriuka, S.O.; Rees, L.; Rooney, J.R.; Suckling, C.J. *Tetrahedron* **1988**, *44*, 4555.

¹⁴³Samajdar, S.; Becker, F.F.; Banik, B.K. *Tetrahedron Lett.* **2000**, *41*, 8017.

¹⁴⁴Lewis, R.J.; Moodie, R.B. *J. Chem. Soc. Perkin Trans. 2* **1997**, 563.

¹⁴⁵Arnestad, B.; Bakke, J.M.; Hegbom, I.; Ranes, E. *Acta Chem. Scand. B* **1996**, *50*, 556.

¹⁴⁶Bak, R.R.; Smalldridge, A.J. *Tetrahedron Lett.* **2001**, *42*, 6767.

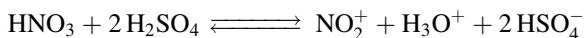
An alternative route for the nitration of activated aromatic compounds, such as anisole, used a nitrate ester (RONO₂) with triflic acid in an ionic liquid for ortho-selective nitration.¹⁴⁷ Nitration in alkaline media can be accomplished with esters of nitric acid, such as ethyl nitrate (EtONO₂).

When anilines are nitrated under strong acid conditions, meta orientation is generally observed, because the species undergoing nitration is actually the conjugate acid of the amine. If the conditions are less acidic, the free amine is nitrated and the orientation is ortho–para. Although the free base may be present in much smaller amounts than the conjugate acid, it is far more susceptible to aromatic substitution (see also p. 668). Because of these factors and because they are vulnerable to oxidation by nitric acid, primary aromatic amines are often protected before nitration by treatment with acetyl chloride (**16-72**) or acetic anhydride (**16-73**). Nitration of the resulting acetanilide derivative avoids all these problems. There is evidence that when the reaction takes place on the free amine, it is the nitrogen that is attacked to give an *N*-nitro compound Ar–NH–NO₂ which rapidly undergoes rearrangement (see **11-28**) to give the product.¹⁴⁸

Since the nitro group is deactivating, it is usually easy to stop the reaction after one group has entered the ring, but a second and a third group can be introduced if desired, especially when an activating group is also present. Even *m*-dinitrobenzene can be nitrated if vigorous conditions are applied. This has been accomplished with NO₂⁺BF₄⁻ in FSO₃H at 150°C.¹⁴⁹

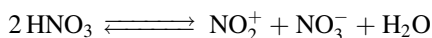
With most of the reagents mentioned, the attacking species is the nitronium ion NO₂⁺. Among the ways in which this ion is formed are

1. In concentrated sulfuric acid, by an acid–base reaction in which nitric acid is the base:



This ionization is essentially complete.

2. In concentrated nitric acid alone,¹⁵⁰ by a similar acid–base reaction in which one molecule of nitric acid is the acid and another the base:



This equilibrium lies to the left (~4% ionization), but enough NO₂⁺ is formed for nitration to occur.

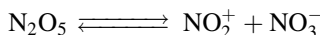
¹⁴⁷In emim OTf, 1-ethyl-3-methylimidazolium triflate: Laali, K.K.; Gettewert, V.J. *J. Org. Chem.* **2001**, *66*, 35.

¹⁴⁸Ridd, J.H.; Scriven, E.F.V. *J. Chem. Soc., Chem. Commun.* **1972**, 641. See also, Helsby, P.; Ridd, J.H. *J. Chem. Soc. Perkin Trans. 2* **1983**, 1191.

¹⁴⁹Olah, G.A.; Lin, H.C. *Synthesis* **1974**, 444.

¹⁵⁰See Belson, D.J.; Strachan, A.N. *J. Chem. Soc. Perkin Trans. 2* **1989**, 15.

3. The equilibrium just mentioned occurs to a small extent even in organic solvents.
4. With N_2O_5 in CCl_4 , there is spontaneous dissociation:



but in this case there is evidence that some nitration also takes place with undissociated N_2O_5 as the electrophile.

5. When nitronium salts are used, NO_2^+ is of course present to begin with. Esters and acyl halides of nitric acid ionize to form NO_2^+ . Nitrocyclohexadienones are converted to NO_2^+ and the corresponding phenol.¹³²

There is a great deal of evidence that NO_2^+ is present in most nitration reactions and that it is the attacking entity,¹⁵¹ for example,

1. Nitric acid has a peak in the Raman spectrum. When nitric acid is dissolved in concentrated sulfuric acid, the peak disappears and two new peaks appear, one at 1400 cm^{-1} attributable to NO_2^+ and one at 1050 cm^{-1} due to HSO_4^- .¹⁵²
2. On addition of nitric acid, the freezing point of sulfuric acid is lowered about four times the amount expected if no ionization has taken place.¹⁵³ This means that the addition of one molecule of nitric acid results in the production of four particles, which is strong evidence for the ionization reaction between nitric and sulfuric acids given above.
3. The fact that nitronium salts in which nitronium ion is known to be present (by X-ray studies) nitrate aromatic compounds shows that this ion does attack the ring.
4. The rate of the reaction with most reagents is proportional to the concentration of NO_2^+ , not to that of other species.¹⁵⁴ When the reagent produces this ion in small amounts, the attack is slow and only active substrates can be nitrated. In concentrated and aqueous mineral acids, the kinetics are second order: first order each in aromatic substrate and in nitric acid (unless pure nitric acid is used in which case there are pseudo-first-order kinetics). But in organic solvents such as nitromethane, acetic acid, and CCl_4 , the kinetics are first order in nitric acid alone and zero order in aromatic substrate, because the rate-determining step is formation of NO_2^+ and the substrate does not take part in this.

¹⁵¹For an exhaustive study of this reaction, see Hughes, E.D.; Ingold, C.K. in a series of several papers with several different co-workers, see *J. Chem. Soc.* **1950**, 2400.

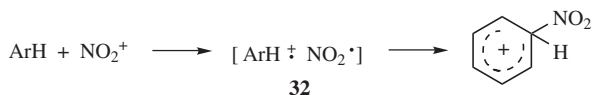
¹⁵²Ingold, C.K.; Millen, D.J.; Poole, H.G. *J. Chem. Soc.* **1950**, 2576.

¹⁵³Gillespie, R.J.; Graham, J.; Hughes, E.D.; Ingold, C.K.; Peeling, E.R.A. *J. Chem. Soc.* **1950**, 2504.

¹⁵⁴This is not always strictly true. See Ross, D.S.; Kuhlmann, K.F.; Malhotra, R. *J. Am. Chem. Soc.* **1983**, *105*, 4299.

An interesting route to nitrobenzene begins with bromobenzene. Reaction with butyllithium gives phenyllithium, which reacts with an excess of N_2O_4 to give nitrobenzene.¹⁵⁵

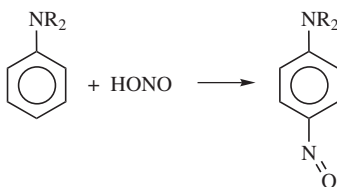
In a few cases, depending on the substrate and solvent, there is evidence that the arenium ion is not formed directly, but via the intermediacy of a radical pair (see p. 682) such as **32**.¹⁵⁶



Arylboronic acids have been shown to react with ammonium nitrate and trifluoroacetic acid to give the corresponding nitrobenzene.¹⁵⁷

OS **I**, 372, 396, 408 (see also OS **53**, 129); **II**, 254, 434, 438, 447, 449, 459, 466; **III**, 337, 644, 653, 658, 661, 837; **IV**, 42, 364, 654, 711, 722, 735; **V**, 346, 480, 829, 1029, 1067.

11-3 Nitrosation or Nitroso-de-hydrogenation



Ring nitrosation¹⁵⁸ with nitrous acid is normally carried out only with active substrates, such as amines and phenols. However, primary aromatic amines give diazonium ions (**13-19**) when treated with nitrous acid,¹⁵⁹ and secondary amines tend to give *N*-nitroso rather than *C*-nitroso compounds (**12-50**); hence this reaction is normally limited to phenols and tertiary aromatic amines. Nevertheless, secondary aromatic amines can be *C*-nitrosated in two ways. The *N*-nitroso compound first obtained can be isomerized to a *C*-nitroso compound (**11-29**), or it can be treated with another equivalent of nitrous acid to give an *N,C*-dinitroso compound. Also, a successful nitrosation of anisole has been reported, where the solvent was $\text{CF}_3\text{COOH}-\text{CH}_2\text{Cl}_2$.¹⁶⁰

¹⁵⁵Tani, K.; Lukin, K.; Eaton, P.E. *J. Am. Chem. Soc.* **1997**, *119*, 1476.

¹⁵⁶For a review of radical processes in aromatic nitration, see Ridd, J.H. *Chem. Soc. Rev.* **1991**, *20*, 149. For a review of aromatic substitutions involving radical cations, see Kochi, J.K. *Adv. Free Radical Chem. (Greenwich, Conn.)* **1990**, *1*, 53.

¹⁵⁷Salzbrunn, S.; Simon, J.; Prakash, G.K.S.; Petasis, N.A.; Olah, G.A. *Synlett* **2000**, 1485; Prakash, G.K.S.; Panja, C.; Mathew, T.; Surampudi, V.; Petasis, N.A.; Olah, G.A. *Org. Lett.* **2004**, *6*, 2205.

¹⁵⁸For a review, see Williams, D.L.H. *Nitrosation*, Cambridge University Press, Cambridge, **1988**, pp. 58–76. Also see Atherton, J.H.; Moodie, R.B.; Noble, D.R.; O'Sullivan, B. *J. Chem. Soc. Perkin Trans. 2* **1997**, 663.

¹⁵⁹For examples of formation of *C*-nitroso compounds from primary and secondary amines, see Hoefnagel, M.A.; Wepster, B.M. *Recl. Trav. Chim. Pays-Bas* **1989**, *108*, 97.

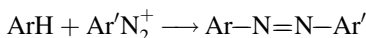
¹⁶⁰Radner, F.; Wall, A.; Loncar, M. *Acta Chem. Scand.* **1990**, *44*, 152.

Much less work has been done on the mechanism of this reaction than on **11-2**.¹⁶¹ In some cases, the attacking entity is NO^+ , but in others it is apparently NOCl , NOBr , N_2O_3 , and so on, in each of which there is a carrier of NO^+ . Both NOCl and NOBr are formed during the normal process of making nitrous acid (the treatment of sodium nitrite with HCl or HBr). Nitrosation requires active substrates because NO^+ is much less reactive than NO_2^+ . Kinetic studies have shown that NO^+ is at least 10^{14} times less reactive than NO_2^+ .¹⁶² A consequence of the relatively high stability of NO^+ is that this species is easily cleaved from the arenium ion, so that k_{-1} competes with k_2 (p. 660) and isotope effects are found.¹⁶³ With phenols, there is evidence that nitrosation may first take place at the OH group, after which the nitrite ester thus formed rearranges to the C-nitroso product.¹⁶⁴ Tertiary aromatic amines substituted in the ortho position generally do not react with HONO , probably because the ortho substituent prevents planarity of the dialkylamino group, without which the ring is no longer activated. This is an example of steric inhibition of resonance (p. 48).

OS I, 214, 411, 511; II, 223; IV, 247.

11-4 Diazonium Coupling

Arylazo-de-hydrogenation



Aromatic diazonium ions normally couple only with active substrates, such as amines and phenols.¹⁶⁵ Many of the products of this reaction are used as dyes (*azo dyes*).¹⁶⁶ Presumably because of the size of the attacking species, substitution is mostly para to the activating group, unless that position is already occupied, in which case ortho substitution takes place. The pH of the solution is important both for phenols and amines. For amines, the solutions may be mildly acidic or neutral. The fact that amines give ortho and para products shows that even in mildly acidic solution they react in their un-ionized form. If the acidity is too high, the reaction does not occur, because the concentration of free amine becomes too small. Phenols must be coupled in slightly alkaline solution where they are converted to the more reactive phenoxide ions, because phenols themselves are not active enough for the

¹⁶¹For a review of nitrosation mechanisms at C and other atoms, see Williams, D.L.H. *Adv. Phys. Org. Chem.* **1983**, *19*, 381. See Williams, D.L.H. *Nitrosation*, Cambridge University Press, Cambridge, **1988**, pp. 58–76; Atherton, J.H.; Moodie, R.B.; Noble, D.R.; O'Sullivan, B. *J. Chem. Soc. Perkin Trans. 2* **1997**, 663.

¹⁶²Challis, B.C.; Higgins, R.J.; Lawson, A.J. *J. Chem. Soc. Perkin Trans. 2* **1972**, 1831; Challis, B.C.; Higgins, R.J. *J. Chem. Soc. Perkin Trans. 2* **1972**, 2365.

¹⁶³Challis, B.C.; Higgins, R.J. *J. Chem. Soc. Perkin Trans. 2* **1973**, 1597.

¹⁶⁴Gosney, A.P.; Page, M.I. *J. Chem. Soc. Perkin Trans. 2* **1980**, 1783.

¹⁶⁵For reviews, see Szele, I.; Zollinger, H. *Top. Curr. Chem.* **1983**, *112*, 1; Hegarty, A.F., in Patai's. *The Chemistry of Diazonium and Diazo Groups*, pt. 2, Wiley, NY, **1978**, pp. 545–551.

¹⁶⁶For reviews of azo dyes, see Zollinger, H. *Color Chemistry*, VCH, NY, **1987**, pp. 85–148; Gordon, P.F.; Gregory, P. *Organic Chemistry in Colour*, Springer, NY, **1983**, pp. 95–162.

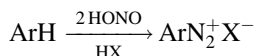
reaction. However, neither phenols nor amines react in moderately alkaline solution, because the diazonium ion is converted to a diazo hydroxide Ar-N=O^- . Primary and secondary amines face competition from attack at the nitrogen.¹⁶⁷ However, the resulting *N*-azo compounds (aryl triazenes) can be isomerized to *C*-azo compounds (**11-30**). In at least some cases, even when the *C*-azo compound is isolated, it is the result of initial *N*-azo compound formation followed by isomerization. It is therefore possible to synthesize the *C*-azo compound directly in one laboratory step.¹⁶⁸ Acylated amines and phenolic ethers and esters are ordinarily not active enough for this reaction, though it is sometimes possible to couple them (as well as such polyalkylated benzenes as mesitylene and pentamethylbenzene) to diazonium ions containing electron-withdrawing groups in the para position, since such groups increase the concentration of the positive charge and thus the electrophilicity of the ArN_2^+ . Some coupling reactions which are otherwise very slow (in cases where the coupling site is crowded) are catalyzed by pyridine for reasons discussed on p. 661. Phase transfer catalysis has also been used.¹⁶⁹

Coupling of a few aliphatic diazonium compounds to aromatic rings has been reported. All the examples reported so far involve cyclopropanediazonium ions and bridgehead diazonium ions, in which loss of N_2 would lead to very unstable carbocations.¹⁷⁰ Azobenzenes have been prepared by Pd-catalyzed coupling of aryl halozides with aryl halides, followed by direct oxidation.¹⁷¹

The mechanism of *Z/E* isomerization in Ar-N=NAr systems has been studied.¹⁷² OS I, 49, 374; II, 35, 39, 145.

11-5 Direct Introduction of the Diazonium Group

Diazonation or Diazo-de-hydrogenation



Diazonium salts can be prepared directly by replacement of an aromatic hydrogen without the necessity of going through the amino group.¹⁷³ The reaction is essentially limited to active substrates (amines and phenols), since otherwise poor yields are obtained. Since the reagents and the substrate are the same as in reaction **11-3**, the first species formed is the nitroso compound. In the presence of excess nitrous acid, this is converted to the diazonium ion.¹⁷⁴ The reagent

¹⁶⁷See Penton, J.R.; Zollinger, H. *Helv. Chim. Acta* **1981**, *64*, 1717, 1728.

¹⁶⁸Kelly, R.P.; Penton, J.R.; Zollinger, H. *Helv. Chim. Acta* **1982**, *65*, 122.

¹⁶⁹Hashida, Y.; Kubota, K.; Sekiguchi, S. *Bull. Chem. Soc. Jpn.* **1988**, *61*, 905.

¹⁷⁰See Szele, I.; Zollinger, H. *Top. Curr. Chem.* **1983**, *112*, 1, see pp. 3–6.

¹⁷¹Lim, Y.-K.; Lee, K.-S.; Cho, C.-G. *Org. Lett.* **2003**, *5*, 979.

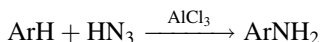
¹⁷²Asano, T.; Furuta, H.; Hofmann, H.-J.; Cimraglia, R.; Tsuno, Y.; Fujio, M. *J. Org. Chem.* **1993**, *58*, 4418.

¹⁷³Tedder, J.M. *J. Chem. Soc.* **1957**, 4003.

¹⁷⁴Tedder, J.M.; Theaker, G. *Tetrahedron* **1959**, *5*, 288; Kamalova, F.R.; Nazarova, N.E.; Solodova, K.V.; Yaskova, M.S. *J. Org. Chem. USSR* **1988**, *24*, 1004.

(azidochloromethylene)dimethylammonium chloride $[\text{Me}_2\text{N}=\text{C}(\text{Cl})\text{N}_3 \text{Cl}^-]$ can also introduce the diazonium group directly into a phenol.¹⁷⁵ A synthesis of solid aryl diazonium chlorides is now available.¹⁷⁶

11-6 Amination or Amino-de-hydrogenation¹⁷⁷



Aromatic compounds can be converted to primary aromatic amines, in 10–65% yields, by treatment with hydrazoic acid HN_3 in the presence of AlCl_3 or H_2SO_4 .¹⁷⁸ Higher yields (>90%) have been reported with trimethylsilyl azide (Me_3SiN_3) and triflic acid $\text{F}_3\text{CSO}_2\text{OH}$.¹⁷⁹ Treatment of an aromatic compound with tetramethylhydrazonium iodide and then ammonium also give the aryl amine.¹⁸⁰ Tertiary amines have been prepared in ~50–90% yields by treatment of aromatic hydrocarbons with *N*-chlorodialkylamines; by heating in 96% sulfuric acid; or with AlCl_3 or FeCl_3 in nitroalkane solvents; or by irradiation.¹⁸¹ Treatment of an aryl halide with an amine and a palladium catalyst leads to the aniline derivative.¹⁸²

Tertiary (and to a lesser extent, secondary) aromatic amines can also be prepared in moderate to high yields by amination with an *N*-chlorodialkylamine (or an *N*-chloroalkylamine) and a metallic-ion catalyst (e.g., Fe^{2+} , Ti^{3+} , Cu^+ , Cr^{2+}) in the presence of sulfuric acid.¹⁸³ The attacking species in this case is the aminium radical ion $\text{R}_2\text{NH}\bullet$ formed by¹⁸⁴



Because attack is by a positive species (even though it is a free radical), orientation is similar to that in other electrophilic substitutions (e.g., phenol and acetanilide give ortho and para substitution, mostly para). When an alkyl group is present, attack at the benzylic position competes with ring substitution. Aromatic rings containing only meta-directing groups do not give the reaction at all. Fused ring systems react well.¹⁸⁵

¹⁷⁵Kokel, B.; Viehe, H.G. *Angew. Chem. Int. Ed.* **1980**, *19*, 716.

¹⁷⁶Mohamed, S.K.; Gomaa, M.A.-M.; El-Din, A..M.N. *J. Chem. Res. (S)* **1997**, 166.

¹⁷⁷For a review, see Kovacic, P., in Olah, G.A. *Friedel–Crafts and Related Reactions*, Vol. 3, Wiley, NY, **1964**, pp. 1493–1506.

¹⁷⁸Kovacic, P.; Russell, R.L.; Bennett, R.P. *J. Am. Chem. Soc.* **1964**, *86*, 1588.

¹⁷⁹Olah, G.A.; Ernst, T.D. *J. Org. Chem.* **1989**, *54*, 1203.

¹⁸⁰Rozhkov, V.V.; Shevelev, S.A.; Chervin, I.T.; Mitchel, A.R.; Schmidt, R.D. *J. Org. Chem.* **2003**, *68*, 2498.

¹⁸¹Bock, H.; Kompa, K. *Angew. Chem. Int. Ed.* **1965**, *4*, 783; *Chem. Ber.* **1966**, *99*, 1347, 1357, 1361.

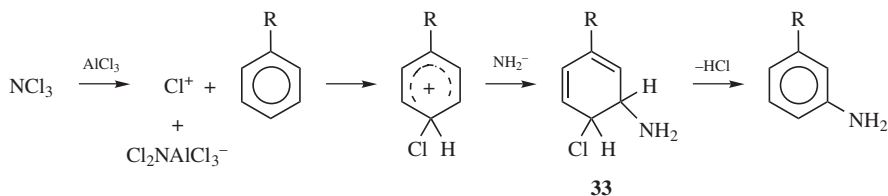
¹⁸²Guram, A.S.; Rennels, R.A.; Buchwald, S.L. *Angew. Chem. Int. Ed. Engl.* **1995**, *34*, 1348.

¹⁸³For reviews, see Minisci, F. *Top. Curr. Chem.* **1976**, *62*, 1, see pp. 6–16, *Synthesis* **1973**, 1, see pp. 2–12, Sosnovsky, G.; Rawlinson, D.J. *Adv. Free-Radical Chem.* **1972**, *4*, 203, see pp. 213–238.

¹⁸⁴For a review of aminium radical ions, see Chow, Y.L. *React. Intermed. (Plenum)* **1980**, *1*, 151.

¹⁸⁵The reaction has been extended to the formation of primary aromatic amines, but the scope is narrow: Citterio, A.; Gentile, A.; Minisci, F.; Navarrini, V.; Serravalle, M.; Ventura, S. *J. Org. Chem.* **1984**, *49*, 4479.

Unusual orientation has been reported for amination with haloamines and with NCl_3 in the presence of AlCl_3 . For example, toluene gave predominately meta amination.¹⁸⁶ It has been suggested that initial attack in this case is by Cl^+ and that a nitrogen nucleophile (whose structure is not known, but is represented here as NH_2^- for simplicity) adds to the resulting arenium ion, so that the initial reaction is addition to a carbon-carbon double bond followed by elimination of HCl from **33**.¹⁸⁷



According to this suggestion, the electrophilic attack is at the para position (or the ortho, which leads to the same product) and the meta orientation of the amino group arises indirectly. This mechanism is called the σ -substitution mechanism.

Diphenyliodonium salts react with amines in the presence of a copper catalyst. Diphenyliodonium tetrafluoroborate, $\text{Ph}_2\text{I}^+\text{BF}_4^-$, reacts with indole in DMF at 150°C with a $\text{Cu}(\text{OAc})_2$ catalyst, for example, to give *N*-phenylindole.¹⁸⁸

Aromatic compounds that do not contain meta-directing groups can be converted to diarylamines by treatment with aryl azides in the presence of phenol at -60°C : $\text{ArH} + \text{Ar}'\text{N}_3 \rightarrow \text{ArNHAr}'$.¹⁸⁹ Diarylamines are also obtained by the reaction of *N*-arylhydroxylamines with aromatic compounds (benzene, toluene, anisole) in the presence of F_3CCOOH : $\text{ArH} + \text{Ar}'\text{NHOH} \rightarrow \text{ArNHAr}'$.¹⁹⁰

Direct amidation can be carried out if an aromatic compound is heated with a hydroxamic acid (**34**) in polyphosphoric acid, but the scope is essentially limited to phenolic ethers.¹⁹¹ The reaction of an aromatic compound with aniline, Bu_4NF and KMnO_4 led to the diarylamine.¹⁹² The formation of hydroindole derivatives was accomplished by reaction of a *N*-carbamoyl phenylethylamine derivative with phenyliodine (III) diacetate, followed by Bu_4NF .¹⁹³ Direct amidation via ipso substitution by nitrogen was accomplished when a *N*-methoxy arylethylamide (**35**) was

¹⁸⁶See Strand, J.W.; Kovacic, P. *J. Am. Chem. Soc.* **1973**, *95*, 2977, and references cited therein.

¹⁸⁷Kovacic, P.; Levitsky, J.A. *J. Am. Chem. Soc.* **1966**, *88*, 1000.

¹⁸⁸Zhou, T.; Chen, Z.-C. *Synth. Commun.* **2002**, *32*, 903.

¹⁸⁹Nakamura, K.; Ohno, A.; Oka, S. *Synthesis* **1974**, 882. See also, Takeuchi, H.; Takano, K. *J. Chem. Soc. Perkin Trans. 1* **1986**, 611.

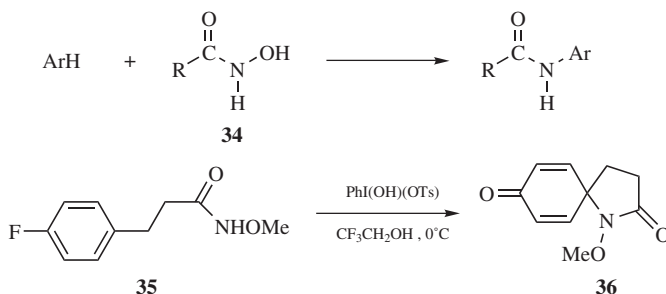
¹⁹⁰Shudo, K.; Ohta, T.; Okamoto, T. *J. Am. Chem. Soc.* **1981**, *103*, 645.

¹⁹¹Wassmundt, F.W.; Padegimas, S.J. *J. Am. Chem. Soc.* **1967**, *89*, 7131; March, J.; Engenito Jr., J.S. *J. Org. Chem.* **1981**, *46*, 4304. Also see, Cablewski, T.; Gurr, P.A.; Rander, K.D.; Strauss, C.R. *J. Org. Chem.* **1994**, *59*, 5814.

¹⁹²Huertas, I.; Gallardo, I.; Marquet, J. *Tetrahedron Lett.* **2001**, *42*, 3439.

¹⁹³Pouységu, L.; Avellan, A.-V.; Quideau, S. *J. Org. Chem.* **2002**, *67*, 3425.

treated with [hydroxyl(tosyloxy)iodo]benzene (HTIB) in 2,2,2-trifluoroethanol, giving a *N*-methoxy spirocyclic amide, **36**.¹⁹⁴



Aromatic compounds add to DEAD (diethyl azodicarboxylate), in the presence of $\text{InCl}_3\text{-SiO}_2$ and microwave irradiation, to give the *N*-aryldiamino compound $[\text{ArN}(\text{CO}_2\text{Et})\text{-NHCO}_2\text{Et}]$.¹⁹⁵

An interesting variation in the alkylation reaction used five equivalents of aluminum chloride in a reaction of *N*-methyl-*N*-phenylhydrazine and benzene to give *N*-methyl-4-phenylaniline.¹⁹⁶

Also see **13-5**, **13-16**.

C. Sulfur Electrophiles

11-7 Sulfonation or Sulfo-de-hydrogenation



The sulfonation reaction is very broad in scope and many aromatic hydrocarbons (including fused ring systems), aryl halides, ethers, carboxylic acids, amines,¹⁹⁷ acylated amines, ketones, nitro compounds, and sulfonic acids have been sulfonated.¹⁹⁸ Phenols can also be successfully sulfonated, but attack at oxygen may compete.¹⁹⁹ Sulfonation is often accomplished with concentrated sulfuric acid, but it can also be done with fuming sulfuric acid, SO_3 , ClSO_2OH , $\text{ClSO}_2\text{NMe}_2/\text{In}(\text{OTf})_3$,²⁰⁰ or other reagents.²⁰¹ As with nitration (**11-2**), reagents of a wide variety of activity are available to suit both highly active and highly inactive substrates. Since this is a reversible reaction (see **11-38**), it may be necessary to drive the reaction to completion.

¹⁹⁴Miyazawa, E.; Sakamoto, T.; Kikugawa, Y. *J. Org. Chem.* **2003**, *68*, 5429.

¹⁹⁵Yadav, J.S.; Subba Reddy, B.V.; Kumar, G.M.; Madan, C. *Synlett* **2001**, 1781.

¹⁹⁶Ohwada, A.; Nara, S.; Sakamoto, T.; Kikugawa, Y. *J. Chem. Soc., Perkin Trans. 1* **2001**, 3064.

¹⁹⁷See Khelevin, R.N. *J. Org. Chem. USSR* **1987**, *23*, 1709; **1988**, *24*, 535, and references cited therein.

¹⁹⁸For reviews, see Nelson, K.L. in Olah, G.A. *Friedel-Crafts and Related Reactions*, Vol. 3, Wiley, NY, **1964**, pp. 1355–1392; Gilbert, E.E. *Sulfonation and Related Reactions*, Wiley, NY, **1965**, pp. 62–83, 87–124.

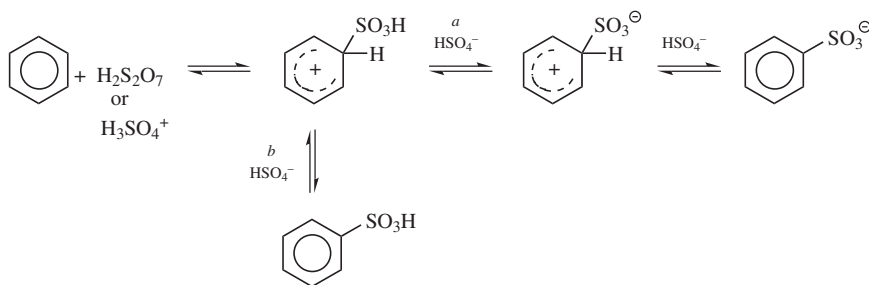
¹⁹⁹See, for example, de Wit, P.; Woldhuis, A.F.; Cerfontain, H. *Recl. Trav. Chim. Pays-Bas* **1988**, *107*, 668.

²⁰⁰Frost, C.G.; Hartley, J.P.; Griffin, D. *Synlett* **2002**, 1928.

²⁰¹For a reaction using silica sulfuric acid, see Hajipour, A.R.; Mirjalili, B.B.F.; Zarei, A.; Khazdooz, L.; Ruoho, A.E. *Tetrahedron Lett.* **2004**, *45*, 6607.

However, at low temperatures the reverse reaction is very slow and the forward reaction is practically irreversible.²⁰² Sulfur trioxide reacts much more rapidly than sulfuric acid with benzene it is nearly instantaneous. Sulfones are often side products. When sulfonation is carried out on a benzene ring containing four or five alkyl and/or halogen groups, rearrangements usually occur (see 11-36).

A great deal of work has been done on the mechanism,²⁰³ chiefly by Cerfontain and co-workers. Mechanistic study is made difficult by the complicated nature of the solutions. Indications are that the electrophile varies with the reagent, though SO_3 is involved in all cases, either free or combined with a carrier. In aqueous H_2SO_4 solutions, the electrophile is thought to be H_3SO_4^+ (or a combination of H_2SO_4 and H_3O^+) at concentrations below $\sim 80\text{--}85\%$ H_2SO_4 , and $\text{H}_2\text{S}_2\text{O}_7$ (or a combination of H_2SO_4 and SO_3) at concentrations higher than this²⁰⁴ (the change-over point varies with the substrate²⁰⁵). Evidence for a change in electrophile is that in the dilute and in the concentrated solutions the rate of the reaction was proportional to the activity of H_3SO_4^+ and $\text{H}_2\text{S}_2\text{O}_7$, respectively. Further evidence is that with toluene as substrate the two types of solution gave very different ortho/para ratios. The mechanism is essentially the same for both electrophiles and may be shown as:²⁰⁴



The other product of the first step is HSO_4^- or H_2O from $\text{H}_2\text{S}_2\text{O}_7$ or H_3SO_4^+ , respectively. Path *a* is the principal route, except at very high H_2SO_4 concentrations, when path *b* becomes important. With H_3SO_4^+ the first step is rate determining under all conditions, but with $\text{H}_2\text{S}_2\text{O}_7$ the first step is the slow step only up to $\sim 96\%$ H_2SO_4 , when a subsequent proton transfer becomes partially rate determining.²⁰⁶ The $\text{H}_2\text{S}_2\text{O}_7$ is more reactive than H_3SO_4^+ . In fuming sulfuric acid (H_2SO_4 containing excess SO_3), the electrophile is thought to be $\text{H}_3\text{S}_2\text{O}_7^+$ (protonated $\text{H}_2\text{S}_2\text{O}_7$) up to

²⁰²Spryskov, A.A. *J. Gen. Chem. USSR* **1960**, 30, 2433.

²⁰³For a monograph, see Cerfontain, H. *Mechanistic Aspects in Aromatic Sulfonation and Desulfonation*, Wiley, NY, **1968**. For reviews, see Cerfontain, H. *Recl. Trav. Chim. Pays-Bas* **1985**, 104, 153; Cerfontain, H.; Kort, C.W.F. *Int. J. Sulfur Chem. C* **1971**, 6, 123; Taylor, R., in Bamford, C.H.; Tipper, C.F.H. *Comprehensive Chemical Kinetics*, Vol. 13, Elsevier, NY, **1972**, pp. 56–77.

²⁰⁴Cerfontain, H.; Lambrechts, H.J.A.; Schaasberg-Nienhuis, Z.R.H.; Coombes, R.G.; Hadjigeorgiou, P.; Tucker, G.P. *J. Chem. Soc. Perkin Trans. 2* **1985**, 659, and references cited therein.

²⁰⁵See, for example, Kaandorp, A.W.; Cerfontain, H. *Recl. Trav. Chim. Pays-Bas* **1969**, 88, 725.

²⁰⁶Kort, C.W.F.; Cerfontain, H. *Recl. Trav. Chim. Pays-Bas* **1967**, 86, 865.

~104% H₂SO₄ and H₂S₄O₁₃ (H₂SO₄ + 3SO₃) beyond this concentration.²⁰⁷ Finally, when pure SO₃ is the reagent in aprotic solvents, SO₃ itself is the actual electrophile.²⁰⁸ Free SO₃ is the most reactive of all these species, so that attack here is generally fast and a subsequent step is usually rate determining, at least in some solvents.

OS II, 42, 97, 482, 539; III, 288, 824; IV, 364; VI, 976.

11-8 Halosulfonation or Halosulfo-de-hydrogenation

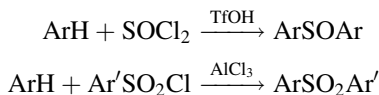


Aromatic sulfonyl chlorides can be prepared directly, by treatment of aromatic rings with chlorosulfuric acid.²⁰⁹ Since sulfonic acids can also be prepared by the same reagent (11-7), it is likely that they are intermediates, being converted to the halides by excess chlorosulfuric acid.²¹⁰ The reaction has also been effected with bromo- and fluorosulfuric acids. Sulfinyl chlorides (ArSOCl) have been prepared by the reaction of thionyl chloride and an aromatic compound on Montmorillonite K10 clay.²¹¹

OS I, 8, 85.

11-9 Sulfonylation

Alkylsulfonylation or Alkylsulfo-de-hydrogenation



Diaryl sulfoxides can be prepared by the reaction of aromatic compounds with thionyl chloride and triflic acid.²¹² Diaryl sulfones have also been prepared using thionyl chloride with the ionic liquid [bmim]Cl•AlCl₃.²¹³ Diaryl sulfones can be formed by treatment of aromatic compounds with aryl sulfonyl chlorides and a Friedel–Crafts catalyst²¹⁴ This reaction is analogous to Friedel–Crafts acylation with carboxylic acid halides (11-17). In a better procedure, the aromatic compound

²⁰⁷Koeberg-Telder, A.; Cerfontain, H. *J. Chem. Soc. Perkin Trans. 2* **1973**, 633.

²⁰⁸Lammertsma, K.; Cerfontain, H. *J. Chem. Soc. Perkin Trans. 2* **1980**, 28, and references cited therein.

²⁰⁹For a review, see Gilbert, E.E. *Sulfonylation and Related Reactions*, Wiley, NY, **1965**, pp. 84–87.

²¹⁰For a discussion of the mechanism with this reagent, see van Albada, M.P.; Cerfontain, H. *J. Chem. Soc. Perkin Trans. 2* **1977**, 1548, 1557.

²¹¹Karade, N.N.; Kate, S.S.; Adude, R.N. *Synlett* **2001**, 1573.

²¹²Olah G.A.; Marinez, E.R.; Prakash, G.K.S. *Synlett* **1999**, 1397.

²¹³In [bmim]Cl•AlCl₃, 1-butyl-3-methylimidazolium chloroaluminum: Mohile, S.S.; Potdar, M.K.; Salunkhe, M.M. *Tetrahedron Lett.* **2003**, *44*, 1255.

²¹⁴For reviews, see Taylor, R., in Bamford, C.H.; Tipper, C.F.H. *Comprehensive Chemical Kinetics*, Vol. 13, Elsevier, NY, **1972**, pp. 77–83; Jensen, F.R.; Goldman, G. in Olah, G.A. *Friedel–Crafts and Related Reactions*, Vol. 3, Wiley, NY, **1964**, pp. 1319–1347. For a solid-state reaction using Fe³⁺-Montmorillonite, see Choudary, B.M.; Chowdari, N.S.; Kantam, M.L. *J. Chem. Soc., Perkin Trans. 1*, **2000**, 2689.

is treated with an aryl sulfonic acid and P₂O₅ in polyphosphoric acid.²¹⁵ Still another method uses an arylsulfonic trifluoromethanesulfonic anhydride ArSO₂OSO₂CF₃ (generated *in situ* from ArSO₂Br and CF₃SO₃Ag) without a catalyst.²¹⁶ Indium tris(triflate)²¹⁷ and indium trichloride²¹⁸ give sulfonation with sulfonyl chlorides, and indium bromide was used in indoles.²¹⁹ A ferric chloride catalyzed reaction with microwave irradiation has also been reported,²²⁰ as has the use of zinc metal with microwave irradiation.²²¹

The reaction can be extended to the preparation of alkyl aryl sulfones by the use of a sulfonyl fluoride.²²²

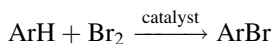
Direct formation of diaryl sulfones from benzenesulfonic acid and benzene was accomplished using Nafion-H.²²³

OS X, 147.

D. Halogen Electrophiles

11-10 Halogenation²²⁴

Halo-de-hydrogenation



1. *Chlorine and Bromine.* Aromatic compounds can be brominated or chlorinated by treatment with bromine or chlorine in the presence of a catalyst. For amines and phenols the reaction is so rapid that it is carried out with a dilute solution of Br₂ or Cl₂ in water at room temperature, or with aqueous HBr in DMSO.²²⁵ Even so, with amines it is not possible to stop the reaction before all the available ortho and para positions are substituted, because the initially formed haloamines are weaker bases than the original amines and are less

²¹⁵ Graybill, B.M. *J. Org. Chem.* **1967**, *32*, 2931; Sipe, Jr., H.J.; Clary, D.W.; White, S.B. *Synthesis* **1984**, 283. See also, Ueda, M.; Uchiyama, K.; Kano, T. *Synthesis* **1984**, 323.

²¹⁶ Effenberger, F.; Huthmacher, K. *Chem. Ber.* **1976**, *109*, 2315. For similar methods, see Hancock, R.A.; Tyobeka, T.E.; Weigel, H. *J. Chem. Res. (S)* **1980**, 270; Ono, M.; Nakamura, Y.; Sato, S.; Itoh, I. *Chem. Lett.* **1988**, 395.

²¹⁷ Frost, C.G.; Hartley, J.P.; Whittle, A.J. *Synlett* **2001**, 830.

²¹⁸ Garzya, V.; Forbes, I.T.; Lauru, S.; Maragni, P. *Tetrahedron Lett.* **2004**, *45*, 1499.

²¹⁹ Yadav, J.S.; Reddy, B.V.S.; Krishna, A.D.; Swamy, T. *Tetrahedron Lett.* **2003**, *44*, 6055.

²²⁰ Marquié, J.; Laporterie, A.; Dubac, J.; Roques, N.; Desmurs, J.-R. *J. Org. Chem.* **2001**, *66*, 421.

²²¹ Bandgar, B.P.; Kasture, S.P. *Synth. Commun.* **2001**, *31*, 1065.

²²² Hyatt, J.A.; White, A.W. *Synthesis* **1984**, 214.

²²³ Olah, G.A.; Mathew, T.; Prakash, G.K.S. *Chem. Commun.* **2001**, 1696.

²²⁴ For a monograph, see de la Mare, P.B.D. *Electrophilic Halogenation*, Cambridge University Press, Cambridge, **1976**. For reviews, see Buehler, C.A.; Pearson, D.E. *Survey of Organic Synthesis*, Wiley, NY, **1970**, pp. 392–404; Braendlin, H.P.; McBee, E.T., in Olah, G.A. *Friedel–Crafts and Related Reactions*, Vol. 3, Wiley, NY, **1964**, pp. 1517–1593. For a review of the halogenation of heterocyclic compounds, see Eisch, J.J. *Adv. Heterocycl. Chem.* **1966**, *7*, 1. For a list of reagents, with references, see Larock, R.C. *Comprehensive Organic Transformations*, 2nd ed., Wiley-VCH, NY, **1999**, pp. 619–628.

²²⁵ Srivastava, S.K.; Chauhan, P.M.S.; Bhaduri, A.P. *Chem. Commun.* **1996**, 2679.

likely to be protonated by the liberated HX.²²⁶ For this reason, primary amines are often converted to the corresponding anilides if monosubstitution is desired. With phenols it is possible to stop after one group has entered.²²⁷ The rapid room-temperature reaction with amines and phenols is often used as a test for these compounds.

For less activated aromatic rings, iron was commonly used at one time for halogenation, but the real catalyst was shown not to be the iron itself, but rather the ferric bromide or ferric chloride formed in small amounts from the reaction between iron and the reagent. Indeed, ferric chloride and other Lewis acids are typically directly used as catalysts, as is iodine. For active substrates, including amines, phenols, naphthalene, and polyalkylbenzenes,²²⁸ such as mesitylene and isodurene, no catalyst is needed. Many Lewis acids can be used, including thallium(III) acetate, which promotes bromination with high regioselectivity para to an ortho-para-directing group.²²⁹ A mixture of Mn(OAc)₃ and acetyl chloride, with ultrasound, chlorinates anisole with high selectivity.²³⁰ Bromination on NaY zeolite occurs with high para selectivity.²³¹

Other acids can be used to promote chlorination or bromination. *N*-Bromosuccinimide and HBF₄ can be used to brominate phenols with high para-selectivity,²³² as can pyridinium bromide perbromide,²³³ and NBS in acetic acid with ultrasound is effective.²³⁴ The use of NBS with a catalytic amount of HCl has also been reported.²³⁵ Both NCS and NBS with aqueous BF₃ gave the respective chloride or bromide.²³⁶ Note that NBS in an ionic liquid²³⁷ gave the brominated aromatic. Bromine on silica gel gave good yields of the brominated aromatic compound.²³⁸ HBr with hydrogen peroxide

²²⁶Monobromination (para) of aromatic amines has been achieved with tetrabutylammonium tribromide: Berthelot, J.; Guette, C.; Desbène, P.; Basselier, J.; Chaquin, P.; Masure, D. *Can. J. Chem.* **1989**, *67*, 2061. For another procedure, see Onaka, M.; Izumi, Y. *Chem. Lett.* **1984**, 2007.

²²⁷For a review of the halogenation of phenols, see Brittain, J.M.; de la Mare, P.B.D., in Patai, S.; Rappoport, Z. *The Chemistry of Functional Groups, Supplement D*, pt. 1, Wiley, NY, **1983**, pp. 522–532.

²²⁸For a review of aromatic substitution on polyalkylbenzenes, see Baciocchi, E.; Illuminati, G. *Prog. Phys. Org. Chem.* **1967**, *5*, 1.

²²⁹McKillop, A.; Bromley, D.; Taylor, E.C. *J. Org. Chem.* **1972**, *37*, 88.

²³⁰Prokes, I.; Toma, S.; Luche, J.-L. *J. Chem. Res. (S)* **1996**, 164.

²³¹See Smith, K.; Bahzad, D. *Chem. Commun.* **1996**, 467; Smith, K.; Musson, A.; DeBoos, G.A. *J. Org. Chem.* **1998**, *63*, 8448. Also see, Paul, V.; Sudalai, A.; Daniel, T.; Srinivasan, K.V. *Tetrahedron Lett.* **1994**, *35*, 7055.

²³²Oberhauser, T. *J. Org. Chem.* **1997**, *62*, 4504.

²³³Reeves, W.P.; Lu, C.V.; Schulmeier, B.; Jonas, L.; Hatlevik, O. *Synth. Commun.* **1998**, *28*, 499; Reeves, W.P.; King II, R.M. *Synth. Commun.* **1993**, *23*, 855. Also see, Bisarya, S.C.; Rao, R. *Synth. Commun.* **1993**, *23*, 779.

²³⁴Paul, V.; Sudalai, A.; Daniel, T.; Srinivasan, K.V. *Synth. Commun.* **1995**, *25*, 2401.

²³⁵Andersh, B.; Murphy, D.L.; Olson, R.J. *Synth. Commun.* **2000**, *30*, 2091.

²³⁶Prakash, G.K.S.; Mathew, T.; Hoole, D.; Esteves, P.M.; Wang, Q.; Rasul, G.; Olah, G.A. *J. Am. Chem. Soc.* **2004**, *126*, 15770.

²³⁷In bbim BF₄, 1,3-di-*n*-butylimidazolium tetrafluoroborate: Rajagopal, R.; Jarikote, D.V.; Lahoti, R.J.; Daniel, T.; Srinivasan, K.V. *Tetrahedron Lett.* **2003**, *44*, 1815.

²³⁸Ghiaci, M.; Asghari, J. *Bull. Chem. Soc. Jpn.* **2001**, *74*, 1151.

converted aniline to 2,4,6-tribromoaniline.²³⁹ Majetich and co-workers reported the use of HBr/DMSO for the remarkably selective bromination of aniline.²⁴⁰ *para*-Bromination of aniline was reported by mixing aniline with the ionic liquid, bmim Br₃.²⁴¹ Similarly, hmim Br₃²⁴² without another reagent is a brominating agent.

Other reagents have been used for chlorination and bromination, among them HOCl,²⁴³ HOBr, and *N*-chloro and *N*-bromo amides (especially NBS and tetraalkylammonium polyhalides²⁴⁴). In all but the last of these cases, the reaction is catalyzed by the addition of acids. Sulfuryl chloride (SO₂Cl₂) in acetic acid effectively chlorinates anisole derivatives,²⁴⁵ and LiBr with ceric ammonium nitrate in acetonitrile brominates.²⁴⁶ Acetyl chloride with a catalytic amount of ceric ammonium nitrate also converted aromatic compounds to the corresponding chlorinated derivative.²⁴⁷ A mixture of KCl and Oxone[®] as chlorinated activated aromatic compounds.²⁴⁸ Oxone[®] and KBr gave good *para* bromination of anisole.²⁴⁹ Dibromoisocyanuric acid in H₂SO₄ is a very good brominating agent²⁵⁰ for substrates with strongly deactivating substituents.²⁵¹ If the substrate contains alkyl groups, side-chain halogenation (**14-1**) is possible with most of the reagents mentioned, including chlorine and bromine. Since side-chain halogenation is catalyzed by light, the reactions should be run in the absence of light wherever possible. Both NCS in isopropanol²⁵² and *tert*-butyl hypochlorite²⁵³ chlorinate aniline derivatives, and KBr/NaBO₃•4 H₂O has been used for the bromination of aniline derivatives.²⁵⁴ Anisole was brominated with *para* selectivity using HBr, in the presence of *tert*-butyl hydroperoxide and hydrogen peroxide.²⁵⁵ Potassium bromide (KBr) with a zeolite (HZSM-5), acetic acid and 30% hydrogen peroxide was used to brominate both anisole and aniline derivatives.²⁵⁶ Conversion of aniline to the *N*-SnMe₃ derivative allowed

²³⁹Vyas, P.V.; Bhatt, A.K.; Ramachandraiah, G.; Bedekar, A.V. *Tetrahedron Lett.* **2003**, *44*, 4085.

²⁴⁰Majetich, G.; Hicks, R.; Reister, S. *J. Org. Chem.* **1997**, *62*, 4321.

²⁴¹1-Butyl-3-methylimidazolium tribromide: Lei, Z.-G.; Chen, Z.-C.; Hu, Y.; Zheng, Q.-G. *Synthesis* **2004**, 2809.

²⁴²In hmim, *N*-methylimidazolium: See Chiappe, C.; Leandri, E.; Pieraccini, D. *Chem. Commun.* **2004**, 2536.

²⁴³For the use of calcium hypochlorite, see Nwaukwa, S.O.; Keehn, P.M. *Synth. Commun.* **1989**, *19*, 799.

²⁴⁴See Kajigaeshi, S.; Moriawaki, M.; Tanaka, T.; Fujisaki, S.; Kakinami, T.; Okamoto, T. *J. Chem. Soc. Perkin Trans. 1* **1990**, 897, and other papers in this series.

²⁴⁵Yu, G.; Mason, H.J.; Wu, X.; Endo, M.; Douglas, J.; Macor, J.E. *Tetrahedron Lett.* **2001**, *42*, 3247.

²⁴⁶Roy, S.C.; Guin, C.; Rana, K.K.; Maiti, G. *Tetrahedron Lett.* **2001**, *42*, 6941.

²⁴⁷Roy, S.C.; Rana, K.K.; Guin, C.; Banerjee, B. *Synlett* **2003**, 221.

²⁴⁸Narender, N.; Srinivasu, P.; Kulkarni, S.J.; Raghavan, K.V. *Synth. Commun.* **2002**, *32*, 279.

²⁴⁹Tamhankar, B.V.; Desai, U.V.; Mane, R.B.; Wadgaonkar, P.P.; Bedekar, A.V. *Synth. Commun.* **2001**, *31*, 2021.

²⁵⁰Nitrobenzene is pentabrominated in 1 min with this reagent in 15% oleum at room temperature.

²⁵¹Gottardi, W. *Monatsh. Chem.* **1968**, *99*, 815; **1969**, *100*, 42.

²⁵²Zanka, A.; Kubota, A. *Synlett* **1999**, 1984.

²⁵³Lengyel, I.; Cesare, V.; Stephani, R. *Synth. Commun.* **1998**, *28*, 1891.

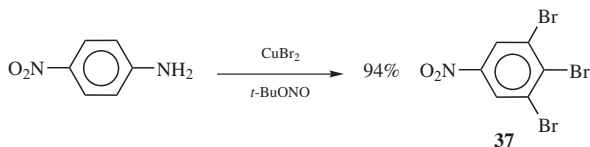
²⁵⁴Roche, D.; Prasad, K.; Repic, O.; Blacklock, T.J. *Tetrahedron Lett.* **2000**, *41*, 2083.

²⁵⁵Barhate, N.B.; Gajare, A.S.; Wakharkar, R.D.; Bedekar, A.V. *Tetrahedron* **1999**, *55*, 11127.

²⁵⁶Narender, N.; Srinivasu, P.; Kulkarni, S.J.; Raghavan, K.V. *Synth. Commun.* **2000**, *30*, 3669.

in situ bromination with bromine, with high para selectivity after conversion to the free amine with aqueous KF .²⁵⁷ Pyridinium bromochromate converted phenolic derivatives to brominated phenols.²⁵⁸

Chlorine is a more active reagent than bromine. Phenols can be brominated exclusively in the ortho position (disubstitution of phenol gives 2,6-dibromophenol) by treatment with Br_2 at about -70°C , in the presence of *tert*-butylamine or triethylenediamine to precipitate out the liberated HBr .²⁵⁹ Predominant ortho chlorination²⁶⁰ of phenols has been achieved with chlorinated cyclohexadienes,²⁶¹ while para chlorination of phenols, phenolic ethers, and amines can be accomplished with *N*-chloroamines²⁶² and with *N*-chlorodimethylsulfonium chloride ($\text{Me}_2\text{S}^+\text{ClCl}^-$).²⁶³ The last method is also successful for bromination when *N*-bromodimethylsulfonium bromide is used. On the other hand, certain alkylated phenols can be brominated in the meta positions with Br_2 in the superacid solution $\text{SbF}_5\text{--HF}$.²⁶⁴ It is likely that the meta orientation is the result of conversion by the super acid of the OH group to the OH_2^+ group, which should be meta directing because of its positive charge. Bromination and the Sandmeyer reaction (**14-20**) can be carried out in one laboratory step to give **37** by treatment of an aromatic primary amine with CuBr_2 and *tert*-butyl nitrite, for example²⁶⁵



With deactivated aromatic derivatives, such as nitrobenzene, BrF_3 and Br_2 is an effective reagent, gives the *meta*-brominated product.²⁶⁶ Tetrabutylammonium bromide and P_2O_5 at 100°C has been used to convert 2-hydroxypyridine derivatives to the corresponding 2-bromopyridine.²⁶⁷ Bromination at C-6 of 2-aminopyridine was accomplished with NBS.²⁶⁸ An alternative route

²⁵⁷Smith, M.B.; Guo, L.; Okeyo, S.; Stenzel, J.; Yanella, J.; La Chapelle, E. *Org. Lett.* **2002**, *4*, 2321.

²⁵⁸Patwari, S.B.; Baseer, M.A.; Vibhute, Y.B.; Bhusare, S.R. *Tetrahedron Lett.* **2003**, *44*, 4893.

²⁵⁹Pearson, D.E.; Wysong, R.D.; Breder, C.V. *J. Org. Chem.* **1967**, *32*, 2358.

²⁶⁰For other methods of regioselective chlorination or bromination, see Kodomari, M.; Takahashi, S.; Yoshitomi, S. *Chem. Lett.* **1987**, 1901; Kamigata, N.; Satoh, T.; Yoshida, M.; Matsuyama, H.; Kameyama, M. *Bull. Chem. Soc. Jpn.* **1988**, *61*, 2226; de la Vega, F.; Sasson, Y. *J. Chem. Soc., Chem. Commun.* **1989**, 653.

²⁶¹Lemaire, M.; Guy, A.; Guette, J. *Bull. Soc. Chim. Fr.* **1985**, 477.

²⁶²Lindsay Smith, J.R.; McKeer, L.C.; Taylor, J.M. *J. Chem. Soc. Perkin Trans. 2* **1989**, 1529, 1537. See also, Minisci, F.; Vismara, E.; Fontana, F.; Platone, E.; Faraci, G. *J. Chem. Soc. Perkin Trans. 2* **1989**, 123.

²⁶³Olah, G.A.; Ohannesian, L.; Arvanaghi, M. *Synthesis* **1986**, 868.

²⁶⁴Jacquesy, J.; Jouannetaud, M.; Makani, S. *J. Chem. Soc., Chem. Commun.* **1980**, 110.

²⁶⁵Doyle, M.P.; Van Lente, M.A.; Mowat, R.; Fobare, W.F. *J. Org. Chem.* **1980**, *45*, 2570.

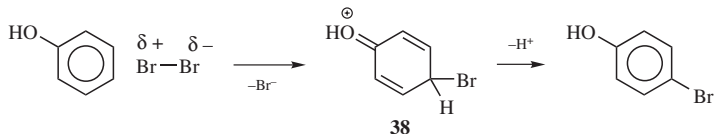
²⁶⁶Rozen, S.; Lerman, O. *J. Org. Chem.* **1993**, *58*, 239.

²⁶⁷Kato, Y.; Okada, S.; Tomimoto, K.; Mase, T. *Tetrahedron Lett.* **2001**, *42*, 4849.

²⁶⁸Cañibano, V.; Rodríguez, J.F.; Santos, M.; Sanz-Tejedor, A.; Carreño, M.C.; González, G.; García-Ruano, J.L. *Synthesis* **2001**, 2175.

reacted pyridine *N*-oxide was POCl₃ and triethylamine to give 2-chloropyridine.²⁶⁹ Pyridinium dichlorobromate with FeCl₃ brominates benzene.²⁷⁰

For reactions in the absence of a catalyst, the attacking entity is simply Br₂ or Cl₂ that has been polarized by the ring.²⁷¹



Evidence for molecular chlorine or bromine as the attacking species in these cases is that acids, bases, and other ions, especially chloride ion, accelerate the rate about equally, though if chlorine dissociated into Cl⁺ and Cl⁻, the addition of chloride should decrease the rate and the addition of acids should increase it. Intermediate **38** has been detected spectrally in the aqueous bromination of phenol.²⁷²

When a Lewis acid catalyst is used with chlorine or bromine, the attacking entity may be Cl⁺ or Br⁺, formed by FeCl₃ + Br₂ → FeCl₃Br⁻ + Br⁺, or it may be Cl₂ or Br₂, polarized by the catalyst. With other reagents, the attacking entity in brominations may be Br⁺ or a species, such as H₂OBr⁺ (the conjugate acid of HOBr), in which H₂O is a carrier of Br⁺.²⁷³ With HOCl in water the electrophile may be Cl₂O, Cl₂, or H₂OCl⁺; in acetic acid it is generally AcOCl. All these species are more reactive than HOCl itself.²⁷⁴ It is extremely doubtful that Cl⁺ is a significant electrophile in chlorinations by HOCl.²⁷⁴ It has been demonstrated in the reaction between *N*-methylaniline and calcium hypochlorite that the chlorine attacking entity attacks the *nitrogen* to give *N*-chloro-*N*-methylaniline, which rearranges (as in **11-31**) to give a mixture of ring-chlorinated *N*-methylanilines in which the ortho isomer predominates.²⁷⁵ In addition to hypohalous acids and metal hypohalites, organic hypohalites are reactive. An example is *tert*-butylhypobromite (*t*-BuOBr), which brominated toluene in the presence of zeolite HNaX.²⁷⁶

²⁶⁹Jung, J.-C.; Jung, Y.-J.; Park, O.-S. *Synth. Commun.* **2001**, *31*, 2507.

²⁷⁰Muathen, H.A. *Synthesis* **2002**, 169.

²⁷¹For reviews of the mechanism of halogenation, see de la Mare, P.B.D., *Electrophilic Halogenation*, Cambridge University Press, Cambridge, **1976**; de la Mare, P.B.D.; Swedlund, B.E., in Patai, S. *The Chemistry of the Carbon-Halogen Bond*, pt. 1, Wiley, NY, **1973**; pp. 490–536; Taylor, R., in Bamford, C.H.; Tipper, C.F.H. *Comprehensive Chemical Kinetics*, Vol. 13, Elsevier, NY, **1972**, pp. 83–139. See also, Schubert, W.M.; Dial, J.L. *J. Am. Chem. Soc.* **1975**, *97*, 3877; Keefer, R.M.; Andrews, L.J. *J. Am. Chem. Soc.* **1977**, *99*, 5693; Tee, O.S.; Paventi, M.; Bennett, J.M. *J. Am. Chem. Soc.* **1989**, *111*, 2233.

²⁷²Tee, O.S.; Iyengar, N.R.; Paventi, M. *J. Org. Chem.* **1983**, *48*, 759. See also, Tee, O.S.; Iyengar, N.R. *Can. J. Chem.* **1990**, *68*, 1769.

²⁷³For discussions, see Gilow, H.M.; Ridd, J.H. *J. Chem. Soc. Perkin Trans. 2* **1973**, 1321; Rao, T.S.; Mali, S.I.; Dangat, V.T. *Tetrahedron* **1978**, *34*, 205.

²⁷⁴Swain, C.G.; Crist, D.R. *J. Am. Chem. Soc.* **1972**, *94*, 3195.

²⁷⁵Gassman, P.G.; Campbell, G.A. *J. Am. Chem. Soc.* **1972**, *94*, 3891; Paul, D.F.; Haberfield, P. *J. Org. Chem.* **1976**, *41*, 3170.

²⁷⁶Smith, K.; El-Hiti, G.A.; Hammond, M.E.W.; Bahzad, D.; Li, Z.; Siquet, C. *J. Chem. Soc., Perkin Trans. 1* **2000**, 2745.

When chlorination or bromination is carried out at high temperatures (e.g., 300–400°C), ortho–para-directing groups direct meta and vice versa.²⁷⁷ A different mechanism operates here, which is not completely understood. It is also possible for bromination to take place by the S_E1 mechanism, for example, in the *t*-BuOK-catalyzed bromination of 1,3,5-tribromobenzene.²⁷⁸

Furan and thiophene are known to polymerize in the presence of strong acid, both Brønsted–Lowry and Lewis. For such highly reactive heteroaromatic systems, alternative halogenating reagents are commonly used. Furan was converted to 2-bromofuran with a bromine•dioxane complex, for example, at <0°C.²⁷⁹ 3-Butylthiophene reacted with NBS/acetic acid to give 2-bromo-3-butylthiophene.²⁸⁰ *N*-Methylpyrrole reacted with NBS and a catalytic amount of PBr₃, at –78°C → –10°C, to give *N*-methyl-3-bromopyrrole.²⁸¹

2. **Iodine.** Iodine is the least reactive of the halogens in aromatic substitution.²⁸² Except for active substrates, an oxidizing agent must normally be present to oxidize I₂ to a better electrophile.²⁸³ Examples of such oxidizing agents are HNO₃, HIO₃, SO₃, MnO₂,²⁸⁴ hypervalent iodine compounds, such as PhI(OTf)₂,²⁸⁵ NaIO₄,²⁸⁶ peroxyacetic acid, H₂O₂,²⁸⁷ peroxydisulfates,²⁸⁸ and ammonium iodide with Oxone[®].²⁸⁹ The ICl is a better iodinating agent than iodine itself.²⁹⁰ Among other reagents used have been IF (prepared directly from the elements),²⁹¹ and benzyltrialkylammonium dichloroiodate (which iodinate phenols, aromatic amines, and *N*-acylated aromatic amines,²⁹² as well

²⁷⁷For a review of this type of reaction, see Kooyman, E.C. *Pure. Appl. Chem.* **1963**, 7, 193.

²⁷⁸Mach, M.H.; Bunnett, J.F. *J. Am. Chem. Soc.* **1974**, 96, 936.

²⁷⁹See Baciocchi, E.; Clementi, S.; Sebastiani, G.V. *J. Chem. Soc., Chem. Commun.* **1975**, 875.

²⁸⁰Hoffmann, K.J.; Carlsen, P.H.J. *Synth. Commun.* **1999**, 29, 1607.

²⁸¹Dvornikova, E.; Kamińska-Trela, K. *Synlett* **2002**, 1152.

²⁸²For reviews of I₂ as an electrophilic reagent, see Pizey, J.S., in Pizey, J.S. *Synthetic Reagents*, Vol. 3, Wiley, NY, **1977**, pp. 227–276. For a review of aromatic iodination, see Merkushev, E.B. *Synthesis* **1988**, 923.

²⁸³Butler, A.R. *J. Chem. Educ.* **1971**, 48, 508.

²⁸⁴Luliski, P.; Skulski, L. *Bull. Chem. Soc. Jpn.* **1999**, 72, 115.

²⁸⁵D'Auria, M.; Mauriello, G. *Tetrahedron Lett.* **1995**, 36, 4883; Togo, H.; Abe, S.; Nogami, G.; Yokoyama, M. *Bull. Chem. Soc. Jpn.* **1999**, 72, 2351; Panunzi, B.; Rotiroti, L.; Tingoli, M. *Tetrahedron Lett.* **2003**, 44, 8753.

²⁸⁶Luliński, P.; Skulski, L. *Bull. Chem. Soc. Jpn.* **2000**, 73, 951.

²⁸⁷For a discussion, see Makhon'kov, D.I.; Cheprakov, A.V.; Beletskaya, I.P. *J. Org. Chem. USSR* **1989**, 24, 2029. See Iskra, J.; Stavber, S.; Zupan, M. *Synthesis* **2004**, 1869.

²⁸⁸Tajik, H.; Esmaeili, A.A.; Mohammadpoor-Baltork, I.; Ershadi, A.; Tajmehri, H. *Synth. Commun.* **2003**, 33, 1319.

²⁸⁹Mohan, K.V.V.K.; Narender, N.; Kulkarni, S.J. *Tetrahedron Lett.* **2004**, 45, 8015.

²⁹⁰For a review of ICl, see McClelland, C.W., in Pizey, J.S. *Synthetic Reagents*, Vol. 5, Wiley, NY, **1983**, pp. 85–164. For a reaction using ICl, ZnO and an iron catalyst, see Mukaiyama, T.; Kitagawa, H.; Matsuo, J.-i. *Tetrahedron Lett.* **2000**, 41, 9383.

²⁹¹Rozen, S.; Zamir, D. *J. Org. Chem.* **1990**, 55, 3552.

²⁹²See Kajigaeshi, S.; Kakinami, T.; Watanabe, F.; Okamoto, T. *Bull. Chem. Soc. Jpn.* **1989**, 62, 1349, and references cited therein. For a reaction of anisole with Me₄N ICl₂ to give *p*-iodoanisole exclusively, see Hajipour, A.R.; Arbabian, M.; Ruoho, A.E. *J. Org. Chem.* **2002**, 67, 8622.

as unprotected aniline derivatives²⁹³). Iodination can also be accomplished by treatment of the substrate with NCI and sulfuric acid,²⁹⁴ NIS and trifluoroacetic acid,²⁹⁵ KI/KIO₃ in aqueous methanol,²⁹⁶ I₂ in the presence of copper salts,²⁹⁷ Al₂O₃,²⁹⁸ and NaI with an iron catalyst.²⁹⁹ Sodium periodate and iodine was used to iodinate β -carboline.³⁰⁰ Sodium iodide in liquid NO₂ can be used to iodinate aniline derivatives.³⁰¹ A solvent-free iodination was accomplished using NaCl₂ and an *N*-bromoammonium salt.³⁰² Another solvent-free iodination used I₂ with Bi(NO₃)₃ on silica gel.³⁰³ Iodine with Selectfluor also leads to iodination of aromatic compounds.³⁰⁴

The actual attacking species is less clear than with bromine or chlorine. Iodine itself is too unreactive, except for active species, such as phenols, where there is good evidence that I₂ is the attacking entity.³⁰⁵ There is evidence that AcOI may be the attacking entity when peroxyacetic acid is the oxidizing agent,³⁰⁶ and I₃⁺ when SO₃ or HIO₃ is the oxidizing agent.³⁰⁷ The I⁺ ion has been implicated in several procedures.³⁰⁸ For an indirect method for accomplishing aromatic iodination, see **12-31**.

Note that conversion of aniline derivatives to the corresponding para aryllithium, followed by reaction with B(OMe)₃ and then bromine at -78°C gave *p*-bromoaniline.³⁰⁹

- 3. Fluorine.** Direct fluorination of aromatic rings with F₂ is not feasible at room temperature, because of the extreme reactivity of F₂.³¹⁰ It has been accomplished at low temperatures (e.g., -70 to -20°C, depending on the

²⁹³Kosynkin, D.V.; Tour, J.M. *Org. Lett.* **2001**, *3*, 991.

²⁹⁴Chaikovskii, V.K.; Shorokhodov, V.I.; Filimonov, V.D. *Russ. J. Org. Chem.* **2001**, *37*, 1503.

²⁹⁵Castanet, A.-S.; Colobert, F.; Broutin, P.-E. *Tetrahedron Lett.* **2002**, *43*, 5047.

²⁹⁶Adimurthy, S.; Ramachandraiah, G.; Ghosh, P.K.; Bedekar, A.V. *Tetrahedron Lett.* **2003**, *44*, 5099.

²⁹⁷Baird Jr., W.C.; Surridge, J.H. *J. Org. Chem.* **1970**, *35*, 3436; Horiuchi, C.A.; Satoh, J.Y. *Bull. Chem. Soc. Jpn.* **1984**, *57*, 2691; Makhon'kov, D.I.; Cheprakov, A.V.; Rodkin, M.A.; Beletskaya, I.P. *J. Org. Chem. USSR* **1986**, *22*, 1003.

²⁹⁸Pagni, R.M.; Kabalka, G.W.; Boothe, R.; Gaetano, K.; Stewart, L.J.; Conaway, R.; Dial, C.; Gray, D.; Larson, S.; Luidhart, T. *J. Org. Chem.* **1988**, *53*, 4477.

²⁹⁹Firouzabadi, H.; Iranpoor, N.; Shiri, M. *Tetrahedron Lett.* **2003**, *44*, 8781.

³⁰⁰Bonesi, S.M.; Erra-Balsells, R. *J. Heterocyclic Chem.* **2001**, *38*, 77.

³⁰¹Suzuki, H.; Nonoyama, N. *Tetrahedron Lett.* **1998**, *39*, 4533.

³⁰²Hajipour, A.R.; Ruoho, A.E. *Org. Prep. Proceed. Int.* **2002**, *34*, 647.

³⁰³Alexander, V.M.; Khandekar, A.C.; Samant, S.D. *Synlett* **2003**, 1895.

³⁰⁴Stavber, S.; Kralj, P.; Zupan, M. *Synlett* **2002**, 598.

³⁰⁵Grovenstein, Jr., E.; Aprahamian, N.S.; Bryan, C.J.; Gnanapragasam, N.S.; Kilby, D.C.; McKelvey Jr., J.M.; Sullivan, R.J. *J. Am. Chem. Soc.* **1973**, *95*, 4261.

³⁰⁶Ogata, Y.; Urasaki, I. *J. Chem. Soc. C* **1970**, 1689.

³⁰⁷Arotzky, J.; Butler, R.; Darby, A.C. *J. Chem. Soc. C* **1970**, 1480.

³⁰⁸Galli, C. *J. Org. Chem.* **1991**, *56*, 3238.

³⁰⁹Zhao, J.; Jia, X.; Zhai, H. *Tetrahedron Lett.* **2003**, *44*, 9371.

³¹⁰For a monograph on fluorinating agents, see German, L.; Zemskov, S. *New Fluorinating Agents in Organic Synthesis*, Springer, NY, **1989**. For reviews of F₂ in organic synthesis see Purrington, S.T.; Kagen, B.S.; Patrick, T.B. *Chem. Rev.* **1986**, *86*, 997; Grakauskas, V. *Intra-Sci. Chem. Rep.* **1971**, *5*, 85. For a review of fluoroaromatic compounds, see Hewitt, C.D.; Silvester, M.J. *Aldrichimica Acta* **1988**, *21*, 3.

substrate),³¹¹ but the reaction is not yet of preparative significance. Fluorination has also been reported with acetyl hypofluorite CH_3COOF (generated from F_2 and sodium acetate),³¹² with XeF_2 ,³¹³ and with an *N*-fluoroperfluoroalkyl sulfonamide, for example $(\text{CF}_3\text{SO}_2)_2\text{NF}$.³¹⁴ Pyridine has been converted to 2-fluoropyridine with $\text{F}_2/\text{I}_2/\text{NET}_3$ in 1,1,2-trichloro-1,2,2-trifluoroethane.³¹⁵ However, none of these methods seems likely to displace the Schiemann reaction (**13-23**; heating diazonium tetrafluoroborates) as the most common method for introducing fluorine into aromatic rings.

The overall effectiveness of reagents in aromatic substitution is $\text{Cl}_2 > \text{BrCl} > \text{Br}_2 > \text{ICl} > \text{I}_2$.

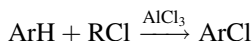
OS I, 111, 121, 123, 128, 207, 323; II, 95, 97, 100, 173, 196, 343, 347, 349, 357, 592; III, 132, 134, 138, 262, 267, 575, 796; IV, 114, 166, 256, 545, 547, 872, 947; V, 117, 147, 206, 346; VI, 181, 700; VIII, 167; IX, 121, 356. Also see, OS II, 128.

E. Carbon Electrophiles

In the reactions in this section, a new carbon–carbon bond is formed. With respect to the aromatic ring, they are electrophilic substitutions, because a positive species attacks the ring. We treat them in this manner because it is customary. However, with respect to the electrophile, most of these reactions are nucleophilic substitutions, and what was said in Chapter 10 is pertinent to them.

11-11 Friedel–Crafts Alkylation

Alkylation or Alkyl-de-hydrogenation



The alkylation of aromatic rings, called *Friedel–Crafts alkylation*, is a reaction of very broad scope.³¹⁶ The most important reagents are alkyl halides, alkenes, and

³¹¹Grakauskas, V. *J. Org. Chem.* **1970**, *35*, 723; Cacace, F.; Giacomello, P.; Wolf, A.P. *J. Am. Chem. Soc.* **1980**, *102*, 3511; Stavber, S.; Zupan, M. *J. Org. Chem.* **1983**, *48*, 2223. See also, Purrington, S.T.; Woodard, D.L. *J. Org. Chem.* **1991**, *56*, 142.

³¹²See Hebel, D.; Lerman, O.; Rozen, S. *Bull. Soc. Chim. Fr.* **1986**, 861; Visser, G.W.M.; Bakker, C.N.M.; van Halteren, B.W.; Herscheid, J.D.M.; Brinkman, G.A.; Hoekstra, A. *J. Org. Chem.* **1986**, *51*, 1886.

³¹³Shaw, M.J.; Hyman, H.H.; Filler, R. **1970**, *92*, 6498; *J. Org. Chem.* **1971**, *36*, 2917; Mackenzie, D.R.; Fajer, J. *J. Am. Chem. Soc.* **1970**, *92*, 4994; Filler, R. *Isr. J. Chem.* **1978**, *17*, 71.

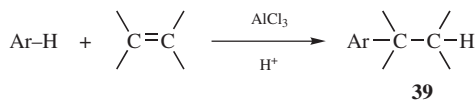
³¹⁴Singh, S.; DesMarteau, D.D.; Zuberi, S.S.; Witz, M.; Huang, H. *J. Am. Chem. Soc.* **1987**, *109*, 7194.

³¹⁵Chambers, R.D.; Parsons, M.; Sandford, G.; Skinner, C.J.; Atherton, M.J.; Moilliet, J.S. *J. Chem. Soc., Perkin Trans. 1* **1999**, 803.

³¹⁶For a monograph, see Roberts, R.M.; Khalaf, A.A. *Friedel–Crafts Alkylation Chemistry*, Marcel Dekker, NY, **1984**. For a treatise on Friedel–Crafts reactions in general, see Olah, G.A. *Friedel–Crafts and Related Reactions*, Wiley, NY, **1963–1965**. Volume 1 covers general aspects, such as catalyst activity, intermediate complexes, and so on. Volume 2 covers alkylation and related reactions. In this volume, the various reagents are treated by the indicated authors as follows: alkenes and alkanes, Patinkin, S.H.; Friedman, B.S. pp. 1–288; dienes and substituted alkenes, Koncos, R.; Friedman, B.S. pp. 289–412; alkynes, Franzen, V. pp. 413–416; alkyl halides, Drahowzal, F.A. pp. 417–475; alcohols and ethers, Schriesheim, A. pp. 477–595; sulfonates and inorganic esters, Drahowzal, F.A. pp. 641–658. For a monograph in which five chapters of the above treatise are reprinted and more recent material added, see Olah, G.A. *Friedel–Crafts Chemistry*, Wiley, NY, **1973**.

alcohols, but other types of reagent have also been employed.³¹⁶ Tertiary halides are particularly good substrates since they form relatively stable tertiary carbocations. *tert*-Butyl chloride reacts with phenetole in the presence of a $\text{ReBr}(\text{CO})_5$ catalyst, for example, to give the 4-*tert*-butyl isomer as the major product.³¹⁷ When alkyl halides are used, the reactivity order is $\text{F} > \text{Cl} > \text{Br} > \text{I}$.³¹⁸ This trend can be seen in reactions of dihalo compounds, such as $\text{FCH}_2\text{CH}_2\text{CH}_2\text{Cl}$, which react with benzene to give $\text{PhCH}_2\text{CH}_2\text{CH}_2\text{Cl}$ ³¹⁹ when the catalyst is BCl_3 . By the use of this catalyst, it is therefore possible to place a haloalkyl group on a ring (see also, **11-14**).³²⁰ Di- and trihalides, when all the halogens are the same, usually react with more than one molecule of an aromatic compound; it is usually not possible to stop the reaction earlier.³²¹ Thus, benzene with CH_2Cl_2 gives not PhCH_2Cl , but Ph_2CH_2 ; benzene with CHCl_3 gives Ph_3CH . With CCl_4 , however, the reaction stops when only three rings have been substituted to give Ph_3CCl . Functionalized alkyl halides, such as $\text{ClCH}(\text{SEt})\text{CO}_2\text{Et}$, undergo Friedel–Crafts alkylation.³²² Interestingly, benzyl chloride was converted to diphenylmethane in benzene at 130°C with 10 atm of CO ,³²³ and also with a $\text{LiB}(\text{C}_6\text{F}_5)_4$ catalyst.³²⁴

Alkenes are especially good alkylating agents, generally proceeding by formation of an intermediate carbocation that reacts with the electron rich aromatic ring, and the final product (**39**) incorporates a H and Ar from ArH to a $\text{C}=\text{C}$ double bond. Many variations are possible. This reaction has been accomplished in an ionic liquid, using $\text{Sc}(\text{OTf})_3$ as the catalyst.³²⁵ Intramolecular versions lead to polycyclic aromatic compounds.³²⁶ Benzene reacted with 1,2,3,6-tetrahydropyridine in the presence of trifluoromethanesulfonic acid to give 4-phenylpiperidine.³²⁷



³¹⁷Nishiyama, Y.; Kakushou, F.; Sonoda, N. *Bull. Chem. Soc. Jpn.* **2000**, *73*, 2779.

³¹⁸For example, see Calloway, N.O. *J. Am. Chem. Soc.* **1937**, *59*, 1474; Brown, H.C.; Jungk, H. *J. Am. Chem. Soc.* **1955**, *77*, 5584.

³¹⁹Olah, G.A.; Kuhn, S.J. *J. Org. Chem.* **1964**, *29*, 2317.

³²⁰For a review of selectivity in this reaction, see Olah, G.A., in Olah, G.A. *Friedel–Crafts and Related Reactions*, Vol. 1, Wiley, NY, **1963**, pp. 881–905. This review also covers the case of alkylation versus acylation.

³²¹It has proven possible in some cases. Thus, arenes ArH have been converted to ArCCl_3 with CCl_4 and excess AlCl_3 ; Raabe, D.; Hörhold, H. *J. Prakt. Chem.* **1987**, *329*, 1131; Belen'kii, L.I.; Brokhovetsky, D.B.; Krayushkin, M.M. *Chem. Scr.* **1989**, *29*, 81.

³²²For the reaction of anisole using a $\text{Yb}(\text{OTf})_3$ catalyst, see Sinha, S.; Mandal, B.; Chandrasekaran, S. *Tetrahedron Lett.* **2000**, *41*, 9109.

³²³Ogoshi, S.; Nakashima, H.; Shimonaka, K.; Kurosawa, H. *J. Am. Chem. Soc.* **2001**, *123*, 8626.

³²⁴Mukaiyama, T.; Nakano, M.; Kikuchi, W.; Matsuo, J.-i. *Chem. Lett.* **2000**, 1010.

³²⁵In emim SbF_6 , 1-ethyl-3-methylimidazolium: Song, C.E.; Shim, W.H.; Roh, E.J.; Choi, J.H. *Chem. Commun.* **2000**, 1695.

³²⁶For a $\text{RuCl}_3/\text{AgOTf}$ catalyzed version, see Youn, S.W.; Pastine, S.J.; Sames, D. *Org. Lett.* **2004**, *6*, 581.

³²⁷Klumpp, D.A.; Beauchamp, P.S.; Sanchez Jr., G.V.; Aguirre, S.; de Leon, S. *Tetrahedron Lett.* **2001**, *42*, 5821.

When 4-methoxyphenol reacted with isobutylene (electrolysis with 3 M LiClO₄ in nitromethane and acetic acid, initial reaction with the phenolic oxygen generated an ether moiety and the resulting carbocation was attacked by the aromatic ring to form a benzofuran.³²⁸ Acetylene reacts with 2 mol of aromatic compound to give 1,1-diarylethanes, and phenylacetylene reacted to give 1,1-diarylethenes with a Sc(OTf)₃ catalyst.³²⁹ Variations are possible here as well. Phenol reacted with trimethylsilylethyne, in the presence of SnCl₄ and 50% BuLi, at 105°C, to give the 2-vinyl phenolic derivative.³³⁰ A palladium-catalyzed reaction of ethyl propiolate and *p*-xylene, with trifluoroacetic acid, gave the 3-arylalkenyl ester.³³¹ A ruthenium catalyzed intramolecular reaction with a pendant alkyne unit led to a dihydronaphthalene derivative.³³²

Alcohols are more active than alkyl halides, but if a Lewis acid catalyst is used more catalyst is required, since the catalyst complexes with the OH group. However, proton acids, such as H₂SO₄, are often used to catalyze alkylation with alcohols. An intramolecular cyclization was reported from an allylic alcohol, using P₂O₅, to give indene derivatives.³³³ When carboxylic esters are the reagents, there is competition between alkylation and acylation (11-17). This competition can often be controlled by choice of catalyst, and alkylation is usually favored, but carboxylic esters are not often employed in Friedel-Crafts reactions. Other alkylating agents are ethers, thiols, sulfates, sulfonates, alkyl nitro compounds,³³⁴ and even alkanes and cycloalkanes, under conditions where these are converted to carbocations. Notable here are ethylene oxide, which puts the CH₂CH₂OH group onto the ring,³³⁵ and cyclopropyl³³⁶ units. For all types of reagent the reactivity order is allylic ~ benzylic > tertiary > secondary > primary.

³²⁸Chiba, K.; Fukuda, M.; Kim, S.; Kitano, Y.; Toda, M. *J. Org. Chem.* **1999**, *64*, 7654. For a variation using a seleno ether to form a fused six-membered ring, see Abe, H.; Koshiha, N.; Yamasaki, A.; Harayama, T. *Heterocycles* **1999**, *51* 2301. See also, Shen, Y.; Atobe, M.; Fuchigami, T. *Org. Lett.* **2004**, *6*, 2441.

³²⁹Tsuchimoto, T.; Maeda, T.; Shirakawa, E.; Kawakami, Y. *Chem. Commun.* **2000**, 1573.

³³⁰Kobayasshi, K.; Yamaguchi, M. *Org. Lett.* **2001**, *3*, 241.

³³¹Jia, C.; Lu, W.; Oyamada, J.; Kitamura, T.; Katsuda, K.; Irie, M.; Fujiwara, Y. *J. Am. Chem. Soc.* **2000**, *122*, 7252.

³³²Chatani, N.; Inoue, H.; Ikeda, T.; Murai, S. *J. Org. Chem.* **2000**, *65*, 4913. For a GaCl₃ catalyzed version, see Inoue, H.; Chatani, N.; Murai, S. *J. Org. Chem.* **2002**, *67*, 1414. For a mercuric salt catalyst, see Nishizawa, M.; Takao, H.; Yadav, V.K.; Imagawa, H.; Sugihara, T. *Org. Lett.* **2003**, *5*, 4563. For a BF₃ catalyzed version that generates allenes, see Ishikawa, T.; Manabe, S.; Aikawa, T.; Kudo, T.; Saito, S. *Org. Lett.* **2004**, *6*, 2361. See also, Fillion, E.; Carson, R.J.; Trépanier, V.E.; Goll, J.M.; Remorova, A.A. *J. Am. Chem. Soc.* **2004**, *126*, 15354.

³³³Basavaiah, D.; Bakthadoss, M.; Reddy, G.J. *Synthesis* **2001**, 919. For a variation involving a propargylic alcohols with a ruthenium catalyst and ammonium tetrafluoroborate, see Nishibayashi, Y.; Joshikawa, M.; Inada, Y.; Hidai, M.; Uemura, S. *J. Am. Chem. Soc.* **2002**, *124*, 11846.

³³⁴Bonvino, V.; Casini, G.; Ferappi, M.; Cingolani, G.M.; Pietroni, B.R. *Tetrahedron* **1981**, *37*, 615.

³³⁵Taylor, S.K.; Dickinson, M.G.; May, S.A.; Pickering, D.A.; Sadek, P.C. *Synthesis* **1998**, 1133. See also, Brandänge, S.; Bäckvall, J.-E.; Leijonmarck, H. *J. Chem. Soc., Perkin Trans. 1* **2001**, 2051.

³³⁶Patra, P.K.; Patro, B.; Ila, H.; Junjappa, H. *Tetrahedron Lett.* **1993**, *34*, 3951.

Regardless of which reagent is used, a catalyst is nearly always required.³³⁷ Aluminum chloride and boron trifluoride are the most common, but many other Lewis acids have been used, and also proton acids, such as HF and H₂SO₄.³³⁸ For active halides a trace of a less active catalyst, such as ZnCl₂, may be enough. For an unreactive halide, such as chloromethane, a more powerful catalyst, such as AlCl₃, is needed, and in larger amounts. In some cases, especially with alkenes, a Lewis acid catalyst causes reaction only if a small amount of proton-donating cocatalyst is present. Catalysts have been arranged in the following order of overall reactivity: AlBr₃ > AlCl₃ > GaCl₃ > FeCl₃ > SbCl₅³³⁹ > ZrCl₄, SnCl₄ > BCl₃, BF₃, SbCl₃,³⁴⁰ but the reactivity order in each case depends on the substrate, reagent, and conditions.

Alkyl mesylates undergo alkylation reaction with benzene rings in the presence of Sc(OTf)₃.³⁴¹ Allylic acetates undergo alkylation with Mo(CO)₆³⁴² and allylic chlorides react in the presence of ZnCl₂/SiO₂.³⁴³ Montmorillonite clay (K10) is an effective medium for alkylation reactions.³⁴⁴ Nafion-H, a super acidic perfluorinated resin sulfonic acid, is a very good catalyst for gas phase alkylations with alkyl halides, alcohols,³⁴⁵ or alkenes.³⁴⁶

Friedel–Crafts alkylation is unusual among the principal aromatic substitutions in that the entering group is activating (the product is more reactive than the starting aromatic substrate), and di- and polyalkylation are frequently observed. However, the activating effect of simple alkyl groups (e.g., ethyl, isopropyl) is only ~1.5–3 times as fast as benzene for Friedel–Crafts alkylations,³⁴⁷ so it is often possible to obtain high yields of monoalkyl product.³⁴⁸ Actually, the fact that di- and polyalkyl derivatives are frequently obtained is not due to the small difference in reactivity, but to the circumstance that alkylbenzenes are preferentially soluble in the catalyst layer, where the reaction actually takes place.³⁴⁹ This factor can be removed by the use of a suitable solvent, by high temperatures, or by high-speed stirring.

³³⁷There are a few exceptions. Certain alkyl and vinylic triflates alkylate aromatic rings without a catalyst, see Gramstad, T.; Haszeldine, R.N. *J. Chem. Soc.* **1957**, 4069; Olah, G.A.; Nishimura, J. *J. Am. Chem. Soc.* **1974**, *96*, 2214; Stang, P.J.; Anderson, A.G. *J. Am. Chem. Soc.* **1978**, *100*, 1520.

³³⁸For a review of catalysts and solvents in Friedel–Crafts reactions, see Olah, G.A., in Olah, G.A. *Friedel–Crafts and Related Reactions*, Vol. 1, Wiley, NY, **1963**, pp. 201–366, 853–881.

³³⁹For a review of SbCl₅ as a Friedel–Crafts catalyst, see Jakobson, G.G.; Furin, G.G. *Synthesis* **1980**, 345.

³⁴⁰Russell, G.A. *J. Am. Chem. Soc.* **1959**, *81*, 4834.

³⁴¹Kotsuki, H.; Oshisi, T.; Inoue, M.; Kojima, T. *Synthesis* **1999**, 603; Singh, R.P.; Kamble, R.M.; Chandra, K.L.; Saravanani, P.; Singh, V.K. *Tetrahedron* **2001**, *57*, 241.

³⁴²Shimizu, I.; Sakamoto, T.; Kawaragi, S.; Maruyama, Y.; Yamamoto, A. *Chem. Lett.* **1997**, 137.

³⁴³Kodomari, M.; Nawa, S.; Miyoshi, T. *J. Chem. Soc. Chem. Commun.* **1995**, 1895.

³⁴⁴Sieskind, O.; Albrecht, P. *Tetrahedron Lett.* **1993**, *34*, 1197.

³⁴⁵Aleksiuk, O.; Biali, S.E. *Tetrahedron Lett.* **1993**, *34*, 4857.

³⁴⁶For a review of Nafion-H in organic synthesis, see Olah, G.A.; Iyer, P.S.; Prakash, G.K.S. *Synthesis* **1986**, 513.

³⁴⁷Condon, F.E. *J. Am. Chem. Soc.* **1948**, *70*, 2265; Olah, G.A.; Kuhn, S.J.; Flood, S.H. *J. Am. Chem. Soc.* **1962**, *84*, 1688.

³⁴⁸See Davister, M.; Laszlo, P. *Tetrahedron Lett.* **1993**, *34*, 533 for examples of paradoxical selectivity in Friedel–Crafts alkylation.

³⁴⁹Francis, A.W. *Chem. Rev.* **1948**, *43*, 257.

It is important to note that the OH, OR, NH₂, and so on groups do not facilitate the reaction, since most Lewis acid catalysts coordinate with these basic groups. Although phenols give the usual Friedel–Crafts reactions, orienting ortho and para, the reaction is very poor for aniline derivatives. However, amines can undergo the reaction if alkenes are used as reagents and aluminum anilides as catalysts.³⁵⁰ In this method, the catalyst is prepared by treating the amine to be alkylated with $\frac{1}{3}$ equivalent of AlCl₃. A similar reaction can be performed with phenols, though here the catalyst is Al(OAr)₃.³⁵¹ Primary aromatic amines (and phenols) can be methylated regioselectively in the ortho position by an indirect method (see **11-23**). For an indirect method for regioselective ortho methylation of phenols (see p. 1247).

Naphthalene and other fused ring compounds are so reactive that they react with the catalyst, and therefore tend to give poor yields in Friedel–Crafts alkylation. Heterocyclic rings are also tend to be poor substrates for the reaction. Although some furans and thiophenes have been alkylated, polymerization is quite common, and a true alkylation of a pyridine or a quinoline has never been described.³⁵² *N*-Methylpyrrole reacted with the C=C unit of methacrolein in the presence of a chiral catalyst (a chiral Friedel–Crafts catalyst) to give the 2-alkylated pyrrole, with good enantioselectivity.³⁵³ Alkylation at C-5 of 2-trimethylsilylfuran was accomplished using the carbocation [(*p*-MeOC₆H₄)₂CH⁺ OTf] and Proton Sponge (see p. 386).³⁵⁴ Although mechanistically different, an intramolecular cyclization of an *N*-allylic pyrrole was accomplished using a rhodium catalyst with 100 atm of CO/H₂.³⁵⁵ Note that alkylation of pyridine and other nitrogen heterocycles can be accomplished by a free radical³⁵⁶ (**14-19**) and by a nucleophilic method (**13-17**). A variation generates an electrophilic species on the aromatic substrate. The reaction of isoquinoline with ClCO₂Ph and AgOTf, followed by reaction with an allylic silane, led to a 2-allylic dihydroisoquinoline.³⁵⁷

In most cases, meta-directing groups make the ring too inactive for alkylation. Nitrobenzene cannot be alkylated, and there are only a few reports of successful Friedel–Crafts alkylations when electron-withdrawing groups are present.³⁵⁸ This is not because the attacking species is not powerful enough; indeed we have

³⁵⁰For a review, see Stroh, R.; Ebersberger, J.; Haberland, H.; Hahn, W. *Newer Methods Prep. Org. Chem.* **1963**, 2, 227. This article also appeared in *Angew. Chem.* **1957**, 69, 124.

³⁵¹Koshchii, V.A.; Kozlikovskii, Ya.B.; Matyusha, A.A. *J. Org. Chem. USSR* **1988**, 24, 1358; Laan, J.A.M.; Giesen, F.L.L.; Ward, J.P. *Chem. Ind. (London)* **1989**, 354. For a review, see Stroh, R.; Seydel, R.; Hahn, W. *Newer Methods Prep. Org. Chem.* **1963**, 2, 337. This article also appeared in *Angew. Chem.* **1957**, 69, 669.

³⁵²Drahowzal, F.A., in Olah, G.A., *Friedel–Crafts and Related Reactions*, Vol. 2, Wiley, NY, **1964**, p. 433.

³⁵³Paras, N.A.; MacMillan, D.W.C. *J. Am. Chem. Soc.* **2001**, 123, 4370.

³⁵⁴Herrlich, M.; Hampel, N.; Mayr, H. *Org. Lett.* **2001**, 3, 1629.

³⁵⁵Settambalo, R.; Caiazzo, A.; Lazzaroni, R. *Tetrahedron Lett.* **2001**, 42, 4045.

³⁵⁶For a silyl-mediated reaction with 2-bromopyridine and 2 equivalents of AIBN, see Núñez, A.; Sánchez, A.; Burgos, C.; Alvarez-Builla, J. *Tetrahedron* **2004**, 60, 6217.

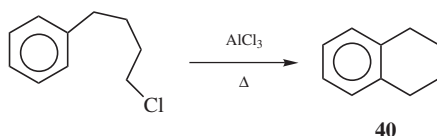
³⁵⁷Yamaguchi, R.; Nakayasu, T.; Hatano, B.; Nagura, T.; Kozima, S.; Fujita, K.-i. *Tetrahedron* **2001**, 57, 109.

³⁵⁸Campbell Jr., B.N.; Spaeth, E.C. *J. Am. Chem. Soc.* **1959**, 81, 5933; Yoneda, N.; Fukuhara, T.; Takahashi, Y.; Suzuki, A. *Chem. Lett.* **1979**, 1003; Shen, Y.; Liu, H.; Chen, Y. *J. Org. Chem.* **1990**, 55, 3961.

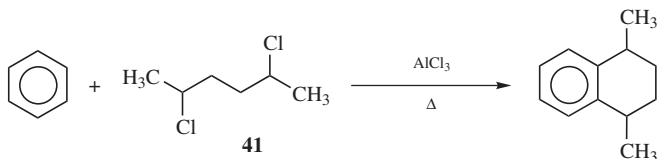
seen (p. 681) that alkyl cations are among the most powerful of electrophiles. The difficulty is caused by the fact that, with inactive substrates, degradation and polymerization of the electrophile occurs before it can attack the ring. However, if an activating and a deactivating group are both present on a ring, Friedel–Crafts alkylation can be accomplished.³⁵⁹ Aromatic nitro compounds can be methylated by a nucleophilic mechanism (13-17).

The intermediate for Friedel–Crafts alkylation is a carbocation, and rearrangement to a more stable cation can be quite facile. Therefore, rearrangement of the alkyl substrate occurs frequently and is an important synthetic limitation of Friedel–Crafts alkylation. For example, benzene treated with *n*-propyl bromide gives mostly isopropylbenzene (cumene) and much less *n*-propylbenzene. Rearrangement is usually in the order primary \rightarrow secondary \rightarrow tertiary and usually occurs by migration of the smaller group on the adjacent carbon. Therefore, in the absence of special electronic or resonance influences on the migrating group (such as phenyl), H migrates before methyl, which migrates before ethyl, and so on (see discussion of rearrangement mechanisms in Chapter 18). It is therefore not usually possible to put a primary alkyl group (other than methyl³⁶⁰ and ethyl) onto an aromatic ring by Friedel–Crafts alkylation. Because of these rearrangements, *n*-alkylbenzenes are often prepared by *acylation* (11-17), followed by reduction (19-61).

An important use of the Friedel–Crafts alkylation reaction is to effect ring closure.³⁶¹ The most common method is to heat with aluminum chloride an aromatic compound having a halogen, hydroxy, or alkene group in the proper position, as, for example, in the preparation of tetralin, 40.



Another way of effecting ring closure through Friedel–Crafts alkylation is to use a reagent containing two groups, such as 41.



These reactions are most successful for the preparation of six-membered rings,³⁶² though five- and seven-membered rings have also been closed in this

³⁵⁹Olah, G.A. in Olah, G.A. *Friedel–Crafts and Related Reactions*, Vol. 1, Wiley, NY, 1963, p. 34.

³⁶⁰For methylation using a specialized aluminum reagent, with a nickel catalyst, see Gelman, D.; Schumann, H.; Blum, J. *Tetrahedron Lett.* 2000, 41, 7555.

³⁶¹For a review, see Barclay, L.R.C., in Olah, G.A. *Friedel–Crafts and Related Reactions*, Vol. 2, Wiley, NY, 1964, pp. 785–977.

³⁶²See Khalaf, A.A.; Roberts, R.M. *J. Org. Chem.* 1966, 31, 89.

manner. For other Friedel–Crafts ring-closure reactions, see **11-15**, **11-13**, and **11-17**. An interesting variation in this reaction showed that *N*-acyl aniline derivatives, upon treatment with $\text{Et}_2\text{P}(=\text{O})\text{H}$ in water and a water soluble initiator (V-501) led to an intramolecular alkylation reaction to give an amide.³⁶³

As mentioned above, the electrophile in Friedel–Crafts alkylation is a carbocation, at least in most cases.³⁶⁴ This is in accord with the knowledge that carbocations rearrange in the direction primary \rightarrow secondary \rightarrow tertiary (see Chapter 18). In each case the cation is formed from the attacking reagent and the catalyst. For the three most important types of reagent these reactions are



There is direct evidence, from ir and nmr spectra, that the *tert*-butyl cation is quantitatively formed when *tert*-butyl chloride reacts with AlCl_3 in anhydrous liquid HCl .³⁶⁶ In the case of alkenes, Markovnikov's rule (p. 1019) is followed. Carbocation formation is particularly easy from some reagents, because of the stability of the cations. Triphenylmethyl chloride³⁶⁷ and 1-chloroadamantane³⁶⁸ alkylate activated aromatic rings (e.g., phenols, amines) with no catalyst or solvent. Ions as stable as this are less reactive than other carbocations and often attack only active substrates. The tropylium ion, for example, alkylates anisole, but not benzene.³⁶⁹ It was noted on p. 476 that relatively stable vinylic cations can be generated from certain vinylic compounds. These have been used to introduce vinylic groups into aryl substrates.³⁷⁰ Lewis acids, such as BF_3 ³⁷¹ or AlEt_3 ,³⁷² can also be used to alkylation of aromatic rings with alkene units.

³⁶³Khan, T.A.; Tripoli, R.; Crawford, J.T.; Martin, C.G. Murphy, J.A. *Org. Lett.* **2003**, *5*, 2971.

³⁶⁴For a discussion of the mechanism, see Taylor, R. *Electrophilic Aromatic Substitution, Electrophilic Aromatic Substitution*, Wiley, NY, **1990**, pp. 188–213.

³⁶⁵See Bijoy, P.; Subba Rao, G.S.R. *Tetrahedron Lett.* **1994**, *35*, 3341 for a double Friedel–Crafts alkylation involving a diol.

³⁶⁶Kalchschmid, F.; Mayer, E. *Angew. Chem. Int. Ed.* **1976**, *15*, 773.

³⁶⁷See, for example, Hart, H.; Cassis, F.A. *J. Am. Chem. Soc.* **1954**, *76*, 1634; Hickinbottom, W.J. *J. Chem. Soc.* **1934**, 1700; Chuchani, G.; Zabicky, J. *J. Chem. Soc. C* **1966**, 297.

³⁶⁸Takaku, M.; Taniguchi, M.; Inamoto, Y. *Synth. Commun.* **1971**, *1*, 141.

³⁶⁹Bryce-Smith, D.; Perkins, N.A. *J. Chem. Soc.* **1962**, 5295.

³⁷⁰Kitamura, T.; Kobayashi, S.; Taniguchi, H.; Rappoport, Z. *J. Org. Chem.* **1982**, *47*, 5503.

³⁷¹Majetich, G.; Liu, S.; Siesel, D. *Tetrahedron Lett.* **1995**, *36*, 4749; Majetich, G.; Zhang, Y.; Feltman, T.L.; Belfoure, V. *Tetrahedron Lett.* **1993**, *34*, 441; Majetich, G.; Zhang, Y.; Feltman, T.L.; Duncan Jr., S. *Tetrahedron Lett.* **1993**, *34*, 445.

³⁷²Majetich, G.; Zhang, Y.; Liu, S. *Tetrahedron Lett.* **1994**, *35*, 4887.

There is considerable evidence that many Friedel–Crafts alkylations, especially with primary reagents, do not go through a completely free carbocation. The ion may exist as a tight ion pair with, say, AlCl_4^- as the counterion or as a complex. Among the evidence is that methylation of toluene by methyl bromide and methyl iodide gave different ortho/para/meta ratios,³⁷³ although we would expect the same ratios if the same species attacked in each case. Other evidence is that, in some cases, the reaction kinetics are third order; first order each in aromatic substrate, attacking reagent, and catalyst.³⁷⁴ In these instances a mechanism in which the carbocation is slowly formed and then rapidly attacked by the aromatic ring is ruled out since, in such a mechanism, the substrate would not appear in the rate expression. Since it is known that free carbocations, once formed, are rapidly attacked by the ring (acting as a nucleophile), there are no free carbocations here. Another possibility (with alkyl halides) is that some alkylations take place by an $\text{S}_{\text{N}}2$ mechanism (with respect to the halide), in which case no carbocations would be involved at all. However, a completely $\text{S}_{\text{N}}2$ mechanism requires inversion of configuration. Most investigations of Friedel–Crafts stereochemistry, even where an $\text{S}_{\text{N}}2$ mechanism might most be expected, have resulted in total racemization, or at best a few percent inversion. A few exceptions have been found,³⁷⁵ most notably where the reagent was optically active propylene oxide, in which case 100% inversion was reported.³⁷⁶

Rearrangement is possible even with a non-carbocation mechanism. The rearrangement could occur *before* the attack on the ring takes place. It has been shown that treatment of $\text{CH}_3^{14}\text{CH}_2\text{Br}$ with AlBr_3 in the absence of any aromatic compound gave a mixture of the starting material and $^{14}\text{CH}_3\text{CH}_2\text{Br}$.³⁷⁷ Similar results were obtained with $\text{PhCH}_2^{14}\text{CH}_2\text{Br}$, in which case the rearrangement was so fast that the rate could be measured only below -70°C .³⁷⁸ Rearrangement could also occur *after* formation of the product, since alkylation is reversible (see **11-33**).³⁷⁹

See **14-17** and **14-19** for free-radical alkylation.

A variation of this reaction involves acylation of a β -keto ester, followed by Friedel–Crafts cyclization of the ketone moiety. The product is a coumarin **43**, in what is known as the *Pechmann condensation*.³⁸⁰ Isolation of esters, such as **42**, is not

³⁷³Brown, H.C.; Jungk, H. *J. Am. Chem. Soc.* **1956**, *78*, 2182.

³⁷⁴For examples see Choi, S.U.; Brown, H.C. *J. Am. Chem. Soc.* **1963**, *85*, 2596.

³⁷⁵Some instances of retention of configuration have been reported; a neighboring-group mechanism is likely in these cases: see Masuda, S.; Nakajima, T.; Suga, S. *Bull. Chem. Soc. Jpn.* **1983**, *56*, 1089; Effenberger, F.; Weber, T. *Angew. Chem. Int. Ed.* **1987**, *26*, 142.

³⁷⁶Nakajima, T.; Suga, S.; Sugita, T.; Ichikawa, K. *Tetrahedron* **1969**, *25*, 1807. For cases of almost complete inversion, with acyclic reagents, see Piccolo, O.; Azzena, U.; Melloni, G.; Delogu, G.; Valoti, E. *J. Org. Chem.* **1991**, *56*, 183.

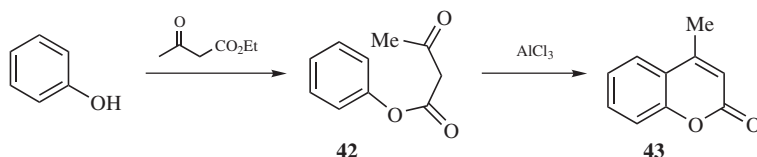
³⁷⁷Adema, E.H.; Sixma, F.L.J. *Recl. Trav. Chim. Pays-Bas* **1962**, *81*, 323, 336.

³⁷⁸For a review of the use of isotopic labeling to study Friedel–Crafts reactions, see Roberts, R.M.; Gibson, T.L. *Isot. Org. Chem.* **1980**, *5*, 103.

³⁷⁹For an example, see Lee, C.C.; Hamblin, M.C.; Uthe, J.F. *Can. J. Chem.* **1964**, *42*, 1771.

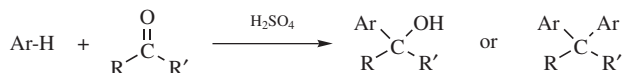
³⁸⁰von Pechmann, H.; Duisberg, C. *Berchti* **1883**, *16*, 2119; Sethna, S.; Shah, N.M. *Chem. Rev.* **1945**, *36*, 1 (see p 10); Sethna, S.; Phadke, R. *Org. React.* **1953**, *7*, 1.

always necessary, and protonic acids can be used rather than Lewis acids. The Pechmann condensation is facilitated by the presence of hydroxyl (OH), dimethylamino (NMe₂) and alkyl groups meta to the hydroxyl of the phenol.³⁸¹ The reaction has been accomplished using microwave irradiation on graphite/Montmorillonite K10.³⁸² Pechmann condensation in an ionic liquid using ethyl acetate has also been reported.³⁸³




OS I, 95, 548; II, 151, 229, 232, 236, 248; III, 343, 347, 504, 842; IV, 47, 520, 620, 665, 702, 898, 960; V, 130, 654; VI, 109, 744.

11-12 Hydroxyalkylation or Hydroxyalkyl-de-hydrogenation



When an aldehyde, ketone, or other carbonyl-containing substrate is treated with a protonic or Lewis acid, an oxygen-stabilized cation is generated. In the presence of an aromatic ring, Friedel–Crafts type alkylation occurs. The condensation of aromatic rings with aldehydes or ketones is called *hydroxyalkylation*.³⁸⁴ The reaction can be used to prepare alcohols,³⁸⁵ though more often the alcohol initially produced reacts with another molecule of aromatic compound (**11-11**) to give diarylation. For this the reaction is quite useful, an example being the preparation of DDT, **44**:



The diarylation reaction is especially common with phenols (the diaryl product here is called a bisphenol). The reaction is normally carried out in alkaline solution on

³⁸¹Shah, M.M.; Shah, R.C. *Ber.* **1938**, *71*, 2075; Miyano, M.; Dorn, C.R. *J. Org. Chem.* **1972**, *37*, 259.

³⁸²Frère, S.; Thiéry, V.; Besson, T. *Tetrahedron Lett.* **2001**, *42*, 2791.

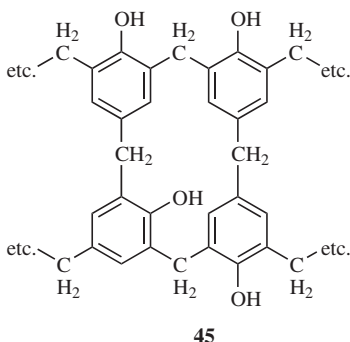
³⁸³In [bmim]Cl·2AlCl₃, 1-butyl-3-methylimidazolium chloroaluminum: Potdar, M.K.; Mohile, S.S.; Salunkhe, M.M. *Tetrahedron Lett.* **2001**, *42*, 9285.

³⁸⁴For a review, see Hofmann, J.E.; Schriesheim, A., in Olah, G.A., *Friedel–Crafts and Related Reactions*, Vol. 2, Wiley, NY, **1963**, pp. 597–640.

³⁸⁵See, for example, Casiraghi, G.; Casnati, G.; Puglia, G.; Sartori, G. *Synthesis* **1980**, 124.

the phenolate ion.³⁸⁶ Another variation involved Friedel–Crafts coupling of an aldehyde to an activated aromatic compound (an aniline derivative) to give diaryl carbinols that exhibited atropisomerism (see 146).³⁸⁷ When the reaction was done with a chiral aluminum complex, modest enantioselectivity was observed.

The hydroxymethylation of phenols with formaldehyde is called the *Lederer–Manasse reaction*. This reaction must be carefully controlled,³⁸⁸ since it is possible for the para and both ortho positions to be substituted and for each of these to be rearylated, so that a polymeric structure **45** is produced. However, such polymers, which are of the Bakelite type (phenol–formaldehyde resins, **45**), are of considerable commercial importance.



The attacking species is the carbocation,



formed from the aldehyde or ketone and the acid catalyst, except when the reaction is carried out in basic solution.

When an aromatic ring is treated with diethyl oxomalonate, $(\text{EtOOC})_2\text{C}=\text{O}$, the product is an arylmalonic acid derivative $\text{ArC}(\text{OH})(\text{COOEt})_2$, which can be converted to an arylmalonic acid, $\text{ArCH}(\text{COOEt})_2$.³⁸⁹ This is therefore a way of applying the malonic ester synthesis (**10-67**) to an aryl group (see also, **13-14**). Of course, the opposite mechanism applies here: The aryl species is the nucleophile.

Two methods, both involving boron-containing reagents, have been devised for the regioselective ortho hydroxymethylation of phenols or aromatic amines.³⁹⁰

OS III, 326; V, 422; VI, 471, 856; VIII, 75, 77, 80. Also see, OS I, 214.

³⁸⁶For a review, see Schnell, H.; Krimm, H. *Angew. Chem. Int. Ed.* **1963**, 2, 373.

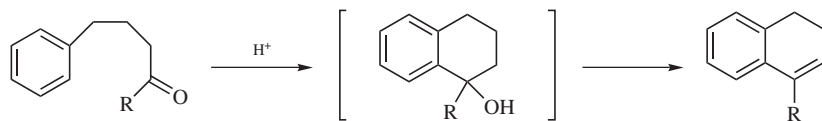
³⁸⁷Gothelf, A.S.; Hansen, T.; Jørgensen, K.A. *J. Chem. Soc., Perkin Trans. 1* **2001**, 854.

³⁸⁸See, for example, Casiraghi, G.; Casnati, G.; Pochini, A.; Puglia, G.; Ungaro, R.; Sartori, G. *Synthesis* **1981**, 143.

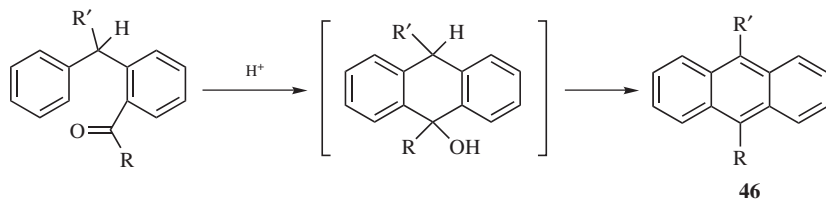
³⁸⁹Ghosh, S.; Pardo, S.N.; Salomon, R.G. *J. Org. Chem.* **1982**, 47, 4692.

³⁹⁰Sugasawa, T.; Toyoda, T.; Adachi, M.; Sasakura, K. *J. Am. Chem. Soc.* **1978**, 100, 4842; Nagata, W.; Okada, K.; Aoki, T. *Synthesis* **1979**, 365.

11-13 Cyclodehydration of Carbonyl-Containing Compounds



As described in the previous section (11-12), the reaction of carbonyl-containing functional groups with protonic or Lewis acids lead to oxygen-stabilized carbocations. When generated in the presence of an aromatic ring, Friedel–Crafts alkylation occurs to give an alcohol or an alkene, if dehydration occurs under the reaction conditions. When an aromatic compound contains an aldehyde or ketone function in a position suitable for closing a suitably sized ring, treatment with acid results in cyclodehydration. The reaction is a special case of 11-12, but in this case dehydration almost always takes place to give a double bond conjugated with the aromatic ring.³⁹¹ The method is very general and is widely used to close both carbocyclic and heterocyclic rings.³⁹² Polyphosphoric acid is a common reagent, but other acids have also been used. In a variation known as the *Bradsher reaction*,³⁹³ diarylmethanes containing a carbonyl group in the ortho position can be cyclized to anthracene derivatives, **46**. In this case, 1,4-dehydration takes place, at least formally.



An intramolecular cyclization of an aryl ether to the carbonyl of a pendant aryl ketone, on clay with microwave irradiation, led to a benzofuran via Friedel–Crafts cyclization and elimination of water.³⁹⁴

The carbonyl unit involved in the cyclization process is not restricted to aldehydes and ketones. The carbonyl of acid derivatives, such as amides can also be utilized. One of the more important cyclodehydration reactions is applied to the formation of heterocyclic systems via cyclization of β -aryl amides, in what is called the *Bischler–Napieralski reaction*.³⁹⁵ In this reaction amides of the type **47** are

³⁹¹For examples where the hydroxy compound was the principal product (with R = CF₃), see Fung, S.; Abraham, N.A.; Bellini, F.; Sestanj, K. *Can. J. Chem.* **1983**, *61*, 368; Bonnet-Delpon, D.; Charpentier-Morize, M.; Jacquot, R. *J. Org. Chem.* **1988**, *53*, 759.

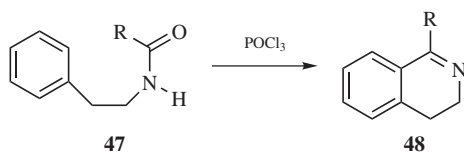
³⁹²For a review, see Bradsher, C.K. *Chem. Rev.* **1987**, *87*, 1277.

³⁹³For examples, see Bradsher, C.K. *J. Am. Chem. Soc.* **1940**, *62*, 486; Saraf, S.D.; Vingiello, F.A. *Synthesis* **1970**, 655; Bradsher, C.K. *Chem. Rev.* **1987**, *87*, 1277, see pp. 1287–1294.

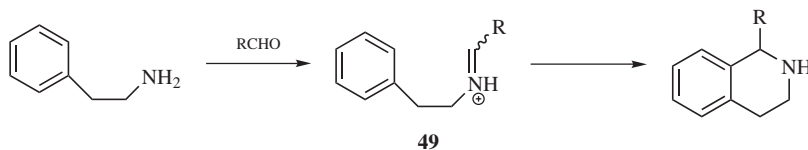
³⁹⁴Meshram, H.M.; Sekhar, K.C.; Ganesh, Y.S.S.; Yadav, J.S. *Synlett* **2000**, 1273.

³⁹⁵For a review of the mechanism, see Fodor, G.; Nagubandi, S. *Tetrahedron* **1980**, *36*, 1279.

cyclized with phosphorous oxychloride or other reagents, including polyphosphoric acid, sulfuric acid or phosphorus pentoxide, to give a dihydroisoquinoline, **48**. The Bischler–Napieralski reaction has been done in ionic liquids using POCl_3 .³⁹⁶ The reaction has also been done using solid-phase (see p. 416) techniques.³⁹⁷



If the starting compound contains a hydroxyl group in the α position, an additional dehydration takes place and the product is an isoquinoline.³⁹⁸ Higher yields can be obtained if the amide is treated with PCl_5 to give an imino chloride $\text{ArCH}_2\text{CH}_2\text{N}=\text{CR}-\text{Cl}$, which is isolated and then cyclized by heating.³⁹⁹ In this latter case, a nitrilium ion $\text{ArCH}_2\text{CH}_2^{\oplus}\text{N}\equiv\text{CR}$ is an intermediate.



Another useful variation is the *Pictet–Spengler isoquinoline synthesis*, also known as the *Pictet–Spengler reaction*.⁴⁰⁰ The reactive intermediate is an iminium ion **49** rather than an oxygen-stabilized cation, but attack at the electrophilic carbon of the $\text{C}=\text{N}$ unit (see **16-31**) leads to an isoquinoline derivative. When a β -arylamine reacts with an aldehyde, the product is an iminium salt, which cyclizes with an aromatic ring to complete the reaction and generate a tetrahydroisoquinoline.⁴⁰¹ A variety of aldehydes can be used, and substitution on the aromatic ring leads to many derivatives. When the reaction is done in the presence of a chiral thiourea catalyst, good enantioselectivity was observed.⁴⁰²

Another variation in this basic procedure leads to tetrahydroisoquinolines. When phenethylamine was treated with *N*-hydroxymethylbenzotriazole and then AlCl_3 in chloroform, cyclization occurred, and reduction with sodium borohydride gave the 1,2,3,4-tetrahydro-*N*-methylisoquinoline.⁴⁰³

³⁹⁶The reaction was done in bmim PF_6 , 1-butyl-3-methylimidazolium hexafluorophosphate: Judeh, Z.M.A.; Ching, C.B.; Bu, J.; McCluskey, A. *Tetrahedron Lett.* **2002**, 43, 5089.

³⁹⁷Chern, M.-S.; Li, W.R. *Tetrahedron Lett.* **2004**, 45, 8323.

³⁹⁸Wang, X.-j.; Tan, J.; Grozinger, K. *Tetrahedron Lett.* **1998**, 39, 6609.

³⁹⁹Fodor, G.; Gal, G.; Phillips, B.A. *Angew. Chem. Int. Ed.* **1972**, 11, 919.

⁴⁰⁰Pictet, A.; Spengler, T. *Ber.* **1911**, 44, 2030; Cox, E.D.; Cook, J.M. *Chem. Rev.* **1995**, 95, 1797. See also Whaley, W.M.; Govindachari, T.R. *Org. React.* **1951**, 6, 74.

⁴⁰¹Ong, H.H.; May, E.L. *J. Heterocyclic Chem.* **1971**, 8, 1007.

⁴⁰²Taylor, M.S.; Jacobsen, E.N. *J. Am. Chem. Soc.* **2004**, 126, 10558.

⁴⁰³Locher, C.; Peerzada, N. *J. Chem. Soc., Perkin Trans. 1* **1999**, 179.

OS I, 360, 478; II, 62, 194; III, 281, 300, 329, 568, 580, 581; IV, 590; V, 550; VI, 1. Also see, OS I, 54.

11-14 Haloalkylation or Haloalkyl-de-hydrogenation



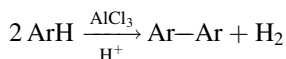
When certain aromatic compounds are treated with formaldehyde and HCl, the CH_2Cl group is introduced into the ring in a reaction called *chloromethylation*. The reaction has also been carried out with other aldehydes and with HBr and HI. The more general term *haloalkylation* covers these cases.⁴⁰⁴ The reaction is successful for benzene, and alkyl-, alkoxy-, and halobenzenes. It is greatly hindered by meta-directing groups, which reduce yields or completely prevent the reactions. Amines and phenols are too reactive and usually give polymers unless deactivating groups are also present, but phenolic ethers and esters successfully undergo the reaction. Compounds of lesser reactivity can often be chloromethylated with chloromethyl methyl ether (ClCH_2OMe), or methoxyacetyl chloride $\text{MeOCH}_2\text{COCl}$.⁴⁰⁵ Zinc chloride is the most common catalyst, but other Friedel–Crafts catalysts are also employed. As with reaction 11-12 and for the same reason, an important side product is the diaryl compound Ar_2CH_2 (from formaldehyde).

Apparently, the initial step involves reaction of the aromatic compound with the aldehyde to form the hydroxyalkyl compound, exactly as in 11-12, and then the HCl converts this to the chloroalkyl compound.⁴⁰⁶ The acceleration of the reaction by ZnCl_2 has been attributed⁴⁰⁷ to the raising of the acidity of the medium, causing an increase in the concentration of HOCH_2^+ ions.

OS III, 195, 197, 468, 557; IV, 980.

11-15 Friedel–Crafts Arylation: The Scholl Reaction

De-hydrogen-coupling



The coupling of two aromatic molecules by treatment with a Lewis acid and a proton acid is called the *Scholl reaction*.⁴⁰⁸ Yields are low and the synthesis is seldom useful. High temperatures and strong-acid catalysts are required, and the reaction fails for substrates that are destroyed by these conditions. Because the reaction

⁴⁰⁴For reviews, see Belen'kii, L.I.; Vol'kenshtein, Yu.B.; Karmanova, I.B. *Russ. Chem. Rev.* **1977**, *46*, 891; Olah, G.A.; Tolgyesi, W.S., in Olah, G.A. *Friedel–Crafts and Related Reactions*, Vol. 2, Wiley, NY, **1963**, pp. 659–784.

⁴⁰⁵McKillop, A.; Madjadabadi, F.A.; Long, D.A. *Tetrahedron Lett.* **1983**, *24*, 1933.

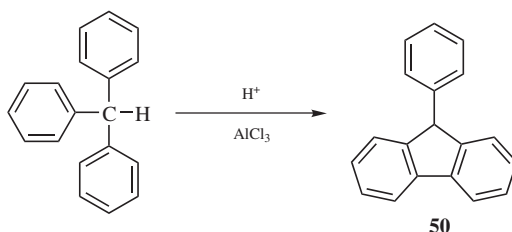
⁴⁰⁶Ziegler, E.; Hontschik, I.; Milowiz, L. *Monatsh. Chem.* **1948**, *79*, 142; Ogata, Y.; Okano, M. *J. Am. Chem. Soc.* **1956**, *78*, 5423. See also, Olah, G.A.; Yu, S.H. *J. Am. Chem. Soc.* **1975**, *97*, 2293.

⁴⁰⁷Lyushin, M.M.; Mekhtiev, S.D.; Guseinova, S.N. *J. Org. Chem. USSR* **1970**, *6*, 1445.

⁴⁰⁸For reviews, see Kovacic, P.; Jones, M.B. *Chem. Rev.* **1987**, *87*, 357; Balaban, A.T.; Nenitzescu, C.D., in Olah, G.A. *Friedel–Crafts and Related Reactions*, Vol. 2, Wiley, NY, **1964**, pp. 979–1047.

becomes important with large fused-ring systems, ordinary Friedel–Crafts reactions (**11-11**) on these systems are rare. For example, naphthalene gives binaphthyl under Friedel–Crafts conditions. Yields can be increased by the addition of a salt, such as CuCl_2 or FeCl_3 , which acts as an oxidant.⁴⁰⁹ Rhodium catalysts have also been used.⁴¹⁰

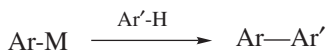
Intramolecular Scholl reactions, such as formation of **50** from triphenylmethane,



are much more successful than the intermolecular reaction. The mechanism is not clear, but it may involve attack by a proton to give an arenium ion of the type **12** (p. 662), which would be the electrophile that attacks the other ring.⁴¹¹ Sometimes arylations have been accomplished by treating aromatic substrates with particularly active aryl halides, especially fluorides. For free-radical arylations, see reactions **12-15**, **13-26**, **13-27**, **13-10**, **14-17**, and **14-18**.

OS IV, 482; X, 359. Also see, OS V, 102, 952.

11-16 Arylation of Aromatic Compounds By Metalated Aryls



Many metalated aryl compounds are known to couple with aromatic compounds. Aniline derivatives react with $\text{ArPb}(\text{OAc})_3$, for example, to give the 2-arylaniline.⁴¹² Phenolic anions also react to form biaryls, with modest enantioselectivity in the presence of brucine.⁴¹³

Phenylboronates $[\text{ArB}(\text{OR})_2]$ react with electron-deficient aromatic compounds, such as acetophenone, to give the biaryl.⁴¹⁴ Arylboronates also react with π -allyl palladium complexes to form the alkylated aromatic compound.⁴¹⁵

⁴⁰⁹Kovacic, P.; Koch, Jr., F.W. *J. Org. Chem.* **1965**, *30*, 3176; Kovacic, P.; Wu, C. *J. Org. Chem.* **1961**, *26*, 759, 762. For examples with references, see Larock, R.C. *Comprehensive Organic Transformations*, 2nd ed., Wiley-VCH, NY, **1999**, pp. 77–84; Sartori, G.; Maggi, R.; Bigi, F.; Grandi, M. *J. Org. Chem.* **1993**, *58*, 7271

⁴¹⁰Barrett, A.G.M.; Itoh, T.; Wallace, E.M. *Tetrahedron Lett.* **1993**, *34*, 2233.

⁴¹¹For a discussion, see Clowes, G.A. *J. Chem. Soc., C* **1968**, 2519.

⁴¹²Saito, S.; Kano, T.; Ohyabu, Y.; Yamamoto, H. *Synlett* **2000**, 1676.

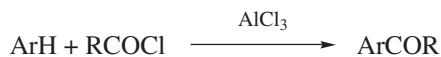
⁴¹³Kano, T.; Ohyabu, Y.; Saito, S.; Yamamoto, H. *J. Am. Chem. Soc.* **2002**, *124*, 5365.

⁴¹⁴Kakiuchi, F.; Kan, S.; Igi, K.; Chatani, N.; Murai, S. *J. Am. Chem. Soc.* **2003**, *125*, 1698.

⁴¹⁵Oftar, G. *Tetrahedron Lett.* **2003**, *44*, 4311.

11-17 Friedel–Crafts Acylation

Acylation or Acyl-de-hydrogenation



The most important method for the preparation of aryl ketones is known as *Friedel–Crafts acylation*.⁴¹⁶ The reaction is of wide scope. Reagents other than acyl halides can be used,⁴¹⁷ including carboxylic acids,⁴¹⁸ anhydrides, and ketenes. Oxalyl chloride has been used to give diaryl 1,2-diketones.⁴¹⁹ Carboxylic esters usually give alkylation as the predominant product (see **11-11**).⁴²⁰ *N*-Carbamoyl β -lactams reacted with naphthalene in the presence of trifluoromethanesulfonic acid to give the keto-amide.⁴²¹

The alkyl group (R in RCOCl) may be aryl as well as alkyl. The major disadvantages of Friedel–Crafts alkylation, polyalkylation, and rearrangement of the intermediate carbocation, are not a problem in Friedel–Crafts acylation. Rearrangement of the alkyl group (R in RCOCl) is never found because the intermediate is an acylium ion (an acyl cation, $\text{RC}\equiv\text{O}^+$, see below). Because the RCO group is deactivating, the reaction stops cleanly after one group is introduced. All four acyl halides can be used, though chlorides are most commonly employed. The order of activity is usually, but not always, $\text{I} > \text{Br} > \text{Cl} > \text{F}$.⁴²² Catalysts are Lewis acids,⁴²³ similar to those in reaction **11-11**, but in acylation a little > than 1 equivalent of catalyst is required per mole of reagent, because the first mole coordinates

⁴¹⁶For reviews of Friedel–Crafts acylation, see Olah, G.A. *Friedel–Crafts and Related Reactions*, Wiley, NY, **1963–1964**, as follows: Vol. 1, Olah, G.A. pp. 91–115; Vol. 3, Gore, P.H. pp. 1–381; Peto, A.G. pp. 535–910; Sethna, S. pp. 911–1002; Jensen, F.R.; Goldman, G. pp. 1003–1032. For another review, see Gore, P.H. *Chem. Ind. (London)* **1974**, 727.

⁴¹⁷For a list of reagents, with references, see Larock, R.C. *Comprehensive Organic Transformations*, 2nd ed., Wiley-VCH, NY, **1999**, pp. 1423–1426.

⁴¹⁸Ranu, B.C.; Ghosh, K.; Jana, U. *J. Org. Chem.* **1996**, *61*, 9546; Kawamura, M.; Cui, D.-M.; Hayashi, T.; Shimada, S. *Tetrahedron Lett.* **2003**, *44*, 7715. For an example of acylation by heating with octanoic acid, without a catalyst, see Kaur, J.; Kozhevnikov, I.V. *Chem. Commun.* **2002**, 2508.

⁴¹⁹Mohr, B.; Enkelmann, V.; Wegner, G. *J. Org. Chem.* **1994**, *59*, 635; Taber, D.F.; Sethuraman, M.R. *J. Org. Chem.* **2000**, *65*, 254.

⁴²⁰For a reaction involving the Friedel–Crafts acylation using an ester, see Hwang, J.P.; Prakash, G.K.S.; Olah, G.A. *Tetrahedron* **2000**, *56*, 7199.

⁴²¹Anderson, K.W.; Tepe, J. *Org. Lett.* **2002**, *4*, 459.

⁴²²Yamase, Y. *Bull. Chem. Soc. Jpn.* **1961**, *34*, 480; Corriu, R. *Bull. Soc. Chim. Fr.* **1965**, 821.

⁴²³The usual Lewis acids can be used, as described in **11-11**, and ferric chloride, iodine, zinc chloride, and iron are probably the most common catalysts. For a review, see Pearson, D.E.; Buehler, C.A. *Synthesis* **1972**, 533. Recently employed catalysts include, $\text{Ga}(\text{ONf})_3$, where Nf = nonafluorobutanesulfonate; Matsu, J.-i.; Odashima, K.; Kobayashi, S. *Synlett* **2000**, 403. $\text{In}(\text{OTf})_3$ with LiClO_4 ; Chapman, C.J.; Frost, C.G.; Hartley, J.P.; Whittle, A.J. *Tetrahedron Lett.* **2001**, *42*, 773. InCl_3 ; Choudhary, V.R.; Jana, S.K.; Patil, N.S. *Tetrahedron Lett.* **2002**, *43*, 1105. $\text{Sc}(\text{OTf})_3$; Kawada, A.; Mitamura, S.; Matsuo, J.-i.; Tsuchiya, T.; Kobayashi, S. *Bull. Chem. Soc. Jpn.* **2000**, *73*, 2325. $\text{Yb}[\text{C}(\text{SO}_2\text{C}_4\text{F}_9)_3]_3$; Barrett, A.G.M.; Boulouc, N.; Braddock, D.C.; Chadwick, D.; Henderson, D.A. *Synlett* **2002**, 1653. BiOCl_3 ; Répichet, S.; Le Roux, C.; Roques, N.; Dubac, J. *Tetrahedron Lett.* **2003**, *44*, 2037. ZnO ; Sarvari, M.H.; Sharghi, H. *J. Org. Chem.* **2004**, *69*, 6953.

with the oxygen of the reagent [as in $R(Cl)C=O^+ \text{ } ^-AlCl_3$].⁴²⁴ A reusable catalyst $[Ln(OTf)_3-LiClO_4]$ has been developed as well.⁴²⁵ HY-Zeolite has also been used to facilitate the reaction with acetic anhydride.⁴²⁶ A platinum catalyst was used with acetic anhydride,⁴²⁷ $TiCl_4$ with acetyl chloride⁴²⁸ or acetyl chloride and zinc powder with microwave irradiation.⁴²⁹ Friedel–Crafts acylation using a carboxylic acid with a catalyst called Envirocat-EPIC (an acid-treated clay-based material) was reported.⁴³⁰ Friedel–Crafts acylation was reported in an ionic liquid.⁴³¹ An interesting acylation reaction was reported that coupled trichlorophenylmethane to benzene, giving benzophenone in the presence of the ionic liquid $AlCl_3-n-BPC$.⁴³² Acylation has been accomplished in carbon disulfide.⁴³³

Proton acids can be used as catalysts when the reagent is a carboxylic acid. The mixed carboxylic sulfonic anhydrides $RCOOSO_2CF_3$ are extremely reactive acylating agents and can smoothly acylate benzene without a catalyst.⁴³⁴ With active substrates (e.g., aryl ethers, fused-ring systems, thiophenes), Friedel–Crafts acylation can be carried out with very small amounts of catalyst, often just a trace, or even sometimes with no catalyst at all.

The reaction is quite successful for many types of substrate, including fused ring systems, which give poor results in **11-11**. Compounds containing ortho–para-directing groups, including alkyl, hydroxy, alkoxy, halogen, and acetamido groups, are easily acylated and give mainly or exclusively the para products, because of the relatively large size of the acyl group. However, aromatic amines give poor results. With amines and phenols there may be competition for *N*- or *O*-acylation; however, *O*-acylated phenols can be converted to *C*-acylated phenols by the Fries rearrangement (**11-27**). Friedel–Crafts acylation is usually prevented by meta-directing groups. Indeed, nitrobenzene is often used as a solvent for the reaction. Many heterocyclic systems, including furans, thiophenes, pyrans, and pyrroles⁴³⁵

⁴²⁴The crystal structures of several of these complexes have been reported: Rasmussen, S.E.; Broch, N.C. *Acta Chem. Scand.* **1966**, *20*, 1351; Chevrier, B.; Le Carpentier, J.; Weiss, R. *J. Am. Chem. Soc.* **1972**, *94*, 5718. For a review of these complexes, see Chevrier, B.; Weiss, R. *Angew. Chem. Int. Ed.* **1974**, *13*, 1.

⁴²⁵Kawada, A.; Mitamura, S.; Kobayashi, S. *Chem. Commun.* **1996**, 183. See Kawada, A.; Mitamura, S.; Kobayashi, S. *SynLett*, **1994**, 545 for the use of $Sc(OTf)_3$ with acetic anhydride and Hachiya, I.; Moriwaki, M.; Kobayashi, S. *Tetrahedron Lett.* **1995**, *36*, 409 for the use of $Hf(OTf)_4$.

⁴²⁶Sreekumar, R.; Padmukumar, R. *Synth. Commun.* **1997**, *27*, 777. See Paul, V.; Sudalai, A.; Daniel, T.; Srinivasan, K.V. *Tetrahedron Lett.* **1994**, *35*, 2601 for the use of an acidic zeolite.

⁴²⁷Fürstner, A.; Voigtländer, D.; Schrader, W.; Giebel, D.; Reetz, M.T. *Org. Lett.* **2001**, *3*, 417.

⁴²⁸Bensari, A.; Zaveri, N.T. *Synthesis* **2003**, 267.

⁴²⁹Paul, S.; Nanda, P.; Gupta, R.; Loupy, A. *Synthesis* **2003**, 2877.

⁴³⁰Bandgari, B.P.; Sadavarte, V.S. *Synth. Commun.* **1999**, *29*, 2587.

⁴³¹The reaction was catalyzed by Br_2O_3 in bmim NTf₂, 1-butyl-3-methylimidazolium triflimide: Gmouth, S.; Yang, H.; Vaultier, M. *Org. Lett.* **2003**, *5*, 2219.

⁴³²This catalyst is *n*-butylpyridinium chloroaluminate, see Rebeiro, G.L.; Khadilkar, B.M. *Synth. Commun.* **2000**, *30*, 1605.

⁴³³Georgakilas, V.; Perdikomatis, G.P.; Triantafyllou, A.S.; Siskos, M.G.; Zarkadis, A.K. *Tetrahedron* **2002**, *58*, 2441.

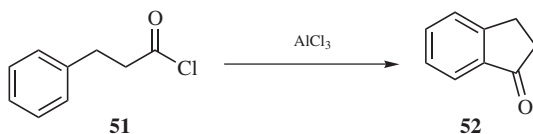
⁴³⁴Effenberger, F.; Sohn, E.; Epple, G. *Chem. Ber.* **1983**, *116*, 1195. See also, Keumi, T.; Yoshimura, K.; Shimada, M.; Kitajima, H. *Bull. Chem. Soc. Jpn.* **1988**, *44*, 455.

⁴³⁵Yadav, J.S.; Reddy, B.V.S.; Kondaji, G.; Rao, R.S.; Kumar, S.P. *Tetrahedron Lett.* **2002**, *43*, 8133.

but not pyridines or quinolines, can be acylated in good yield. Initial reaction of indole with Et_2AlCl ⁴³⁶ or SnCl_4 ,⁴³⁷ followed by acetyl chloride leads to 3-acetylindole. By comparison, the reaction of *N*-acetylindole with acetic anhydride and AlCl_3 gave *N*,6-diacetylindole.⁴³⁸ Acetylation at C-3 was also accomplished with acetyl chloride in the ionic liquid emimcl- AlCl_3 .⁴³⁹ Gore, in Ref. 417 (pp. 36–100; with tables, pp. 105–321), presents an extensive summary of the substrates to which this reaction has been applied. Pyridines and quinolines can be also be acylated by a free-radical mechanism (reaction 14-19).

When a mixed-anhydride $\text{RCOOCOR}'$ is the reagent, two products are possible: ArCOR and ArCOR' . Which product predominates depends on two factors. If R contains electron-withdrawing groups, then ArCOR' is chiefly formed, but if this factor is approximately constant in R and R', the ketone with the larger R group predominantly forms.⁴⁴⁰ This means that *formylations* of the ring do not occur with mixed anhydrides of formic acid HCOOCOR .

An important use of the Friedel–Crafts acylation is to effect ring closure.⁴⁴¹ This can be done if an acyl halide, anhydride, or carboxylic acid⁴⁴² group is in the proper position. An example is the conversion of **51** to **52**.



The reaction is used mostly to close six-membered rings, but has also been done for five- and seven-membered rings, which close less readily. Even larger rings can be closed by high-dilution techniques.⁴⁴³ Tricyclic and larger systems are often made by using substrates containing one of the acyl groups on a ring. Many fused-ring systems are made in this manner. If the bridging group is CO, the product is a quinone.⁴⁴⁴ One of the most common catalysts for intramolecular Friedel–Crafts

⁴³⁶Okauchi, T.; Itonaga, M.; Minami, T.; Owa, T.; Kitoh, K.; Yoshino, H. *Org. Lett.* **2000**, 2, 1485; Zhang, Z.; Yang, Z.; Wong, H.; Zhu, J.; Meanwell, N.A.; Kadow, J.F.; Wang, T. *J. Org. Chem.* **2002**, 67, 6226.

⁴³⁷Otoni, O.; de V.F. Neder, A.; Dias, A.K.B.; Cruz, R.P.A.; Aquino, L.B. *Org. Lett.* **2001**, 3, 1005.

⁴³⁸Cruz, R.P.A.; Otoni, O.; Abella, C.A.M.; Aquino, L.B. *Tetrahedron Lett.* **2001**, 42, 1467. 3-Methylindole was converted to 2-acetyl-3-methylindole with acetyl chloride and zinc(II) chloride: see Pal, M.; Dakarapu, R.; Padakanti, S. *J. Org. Chem.* **2004**, 69, 2913.

⁴³⁹The ionic liquid emimcl- AlCl_3 is 1-ethyl-3-methylimidazolium chloroaluminate, see Yeung, K.-S.; Farkas, M.E.; Qiu, Z.; Yang, Z. *Tetrahedron Lett.* **2002**, 43, 5793.

⁴⁴⁰Edwards, Jr., W.R.; Sibelle, E.C. *J. Org. Chem.* **1963**, 28, 674.

⁴⁴¹For a review, see Sethna, S., in Olah, G.A. *Friedel–Crafts and Related Reactions*, Vol. 3, Wiley, NY, **1964**, pp. 911–1002;. For examples with references, see Larock, R.C. *Comprehensive Organic Transformations*, 2nd ed., Wiley-VCH, NY, **1999**, pp. 1427–1431.

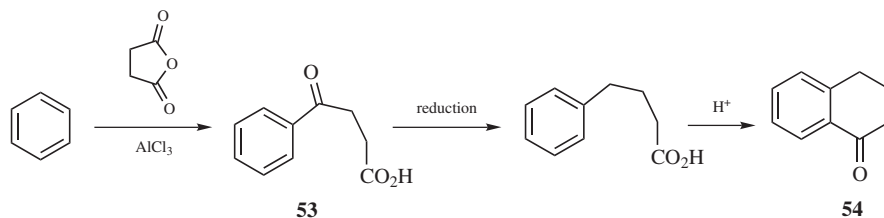
⁴⁴²For an example using $\text{Tb}(\text{OTf})_3$, see Cui, D.-M.; Zhang, C.; Kawamura, M.; Shimada, S. *Tetrahedron Lett.* **2004**, 45, 1741.

⁴⁴³For example, see Schubert, W.M.; Sweeney, W.A.; Latourette, H.K. *J. Am. Chem. Soc.* **1954**, 76, 5462.

⁴⁴⁴For discussions, see Naruta, Y.; Maruyama, K., in Patai, S.; Rappoport, Z. *The Chemistry of the Quinonoid Compounds*, Vol. 2, pt. 1, Wiley, NY, **1988**, pp. 325–332; Thomson, R.H., in Patai, S. *The Chemistry of the Quinonoid Compounds*, Vol. 1, pt. 1, Wiley, NY, **1974**; pp. 136–139.

acylation is polyphosphoric acid⁴⁴⁵ (because of its high potency), but AlCl_3 , H_2SO_4 , and other Lewis and proton acids are also used, though acylations with acyl halides are not generally catalyzed by proton acids.

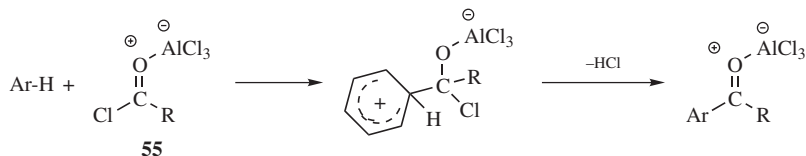
Friedel–Crafts acylation can be carried out with cyclic anhydrides,⁴⁴⁶ in which case the product contains a carboxyl group in the side chain (**53**). When succinic anhydride is used, the product is $\text{ArCOCH}_2\text{CH}_2\text{COOH}$. This can be reduced (**19-61**) to $\text{ArCH}_2\text{CH}_2\text{CH}_2\text{COOH}$, which can then be cyclized by an internal Friedel–Crafts acylation to give **54**. The total process is called the *Haworth reaction*.⁴⁴⁷



The mechanism of Friedel–Crafts acylation is not completely understood,⁴⁴⁸ but at least two mechanisms probably operate, depending on conditions.⁴⁴⁹ In most cases the attacking species is the acyl cation, either free or as an ion pair, formed by⁴⁵⁰



If R is tertiary, RCO^+ may lose CO to give R^+ , so that the alkyl arene ArR is often a side product or even the main product. This kind of cleavage is much more likely with relatively unreactive substrates, where the acylium ion has time to break down. For example, pivaloyl chloride Me_3CCOCl gives the normal acyl product with anisole, but the alkyl product Me_3CPh with benzene. In the other mechanism, an acyl cation is not involved, but the 1:1 complex (**55**) attacks directly.⁴⁵¹



⁴⁴⁵For a review of polyphosphoric acid, see Rowlands, D.A., in Pizey, J.S. *Synthetic Reagents*, Vol. 6, Wiley, NY, **1985**, pp. 156–414.

⁴⁴⁶For a review see Peto, A.G., in Olah, G.A. *Friedel–Crafts and Related Reactions*, Vol. 3, Wiley, NY, **1964**, p. 535.

⁴⁴⁷See Agrat, I.; Shih, Y. *J. Chem. Educ.* **1976**, *53*, 488.

⁴⁴⁸See Effenberger, F.; Eberhard, J.K.; Maier, A.H. *J. Am. Chem. Soc.* **1996**, *118*, 12572 for first evidence of the reacting electrophile.

⁴⁴⁹For a review of the mechanism, see Taylor, R. *Electrophilic Aromatic Substitution*, Wiley, NY, **1990**, pp. 222–237.

⁴⁵⁰After 2 min, exchange between PhCOCl and $\text{Al}(^{36}\text{Cl})_3$ is complete: Oulevey, G.; Susz, P.B. *Helv. Chim. Acta* **1964**, *47*, 1828.

⁴⁵¹For example, see Corriu, R.; Dore, M.; Thomassin, R. *Tetrahedron* **1971**, *27*, 5601, 5819; Tan, L.K.; Brownstein, S. *J. Org. Chem.* **1983**, *48*, 302.

Free-ion attack is more likely for sterically hindered R.⁴⁵² The ion CH_3CO^+ has been detected (by IR spectroscopy) in the liquid complex between acetyl chloride and aluminum chloride, and in polar solvents, such as nitrobenzene; but in nonpolar solvents, such as chloroform, only the complex and not the free ion is present.⁴⁵³ In any event, 1 equivalent of catalyst certainly remains complexed to the product at the end of the reaction. When the reaction is performed with $\text{RCO}^+\text{SbF}_6^-$, no catalyst is required and the free ion⁴⁵⁴ (or ion pair) is undoubtedly the attacking entity.⁴⁵⁵ The use of LiClO_4 on the metal triflate-catalyzed Friedel–Crafts acylation of methoxynaphthalene derivatives has been examined, and the presence of the lithium salt leads to acylation in the ring containing the methoxy unit, whereas reaction occurs in the other ring in the absence of lithium salts.⁴⁵⁶ Note that lithium perchlorate forms a complex with acetic anhydride, which can be used for the Friedel–Crafts acylation of activated aromatic compounds.⁴⁵⁷

OS I, 109, 353, 476, 517; II, 3, 8, 15, 81, 156, 169, 304, 520, 569; III, 6, 14, 23, 53, 109, 183, 248, 272, 593, 637, 761, 798; IV, 8, 34, 88, 898, 900; V, 111; VI, 34, 618, 625 X, 125.

Reaction 11-18 is a direct formylation of the ring.⁴⁵⁸ Reaction 11-17 has not been used for formylation, since neither formic anhydride nor formyl chloride is stable at ordinary temperatures. Formyl chloride has been shown to be stable in chloroform solution for 1 h at -60°C ,⁴⁵⁹ but it is not useful for formylating aromatic rings under these conditions. Formic anhydride has been prepared in solution, but has not been isolated.⁴⁶⁰ Mixed anhydrides of formic and other acids are known⁴⁶¹ and can be used to formylate amines (see 16-73) and alcohols, but no formylation takes place when they are applied to aromatic rings. See 13-17 for a nucleophilic method for the formylation of aromatic rings.

A related reaction involves a biaryl, where one ring is a phenol. Treatment with BCl_3 and an AlCl_3 catalyst, followed by reaction with CO and $\text{Pd}(\text{OAc})_2$, led to

⁴⁵²Yamase, Y. *Bull. Chem. Soc. Jpn.* **1961**, 34, 484; Gore, P.H. *Bull. Chem. Soc. Jpn.* **1962**, 35, 1627; Satchell, D.P.N. *J. Chem. Soc.* **1961**, 5404.

⁴⁵³Cook, D. *Can. J. Chem.* **1959**, 37, 48; Cassimatis, D.; Bonnin, J.P.; Theophanides, T. *Can. J. Chem.* **1970**, 48, 3860.

⁴⁵⁴Crystal structures of solid $\text{RCO}^+\text{SbF}_6^-$ salts have been reported: Boer, F.P. *J. Am. Chem. Soc.* **1968**, 90, 6706; Chevrier, B.; Le Carpentier, J.; Weiss, R. *Acta Crystallogr., Sect. B*, **1972**, 28, 2673; *J. Am. Chem. Soc.* **1972**, 94, 5718.

⁴⁵⁵Olah, G.A.; Lin, H.C.; Germain, A. *Synthesis* **1974**, 895. For a review of acylium salts in organic synthesis, see Al-Talib, M.; Tashtoush, H. *Org. Prep. Proced. Int.* **1990**, 22, 1.

⁴⁵⁶Kobayashi, S.; Komoto, I. *Tetrahedron* **2000**, 56, 6463.

⁴⁵⁷Bartoli, G.; Bosco, M.; Marcantoni, E.; Massaccesi, M.; Rinalde, S.; Sambri, L. *Tetrahedron Lett.* **2002**, 43, 6331.

⁴⁵⁸For a review, see Olah, G.A.; Kuhn, S.J. Olah, G.A. *Friedel–Crafts and Related Reactions*, Vol. 3, Wiley, NY, **1964**, pp. 1153–1256. For a review of formylating agents, see Olah, G.A.; Ohannesian, L.; Arvanaghi, M. *Chem. Rev.* **1987**, 87, 671. For a list of reagents, with references, see Larock, R.C. *Comprehensive Organic Transformations*, 2nd ed., Wiley-VCH, NY, **1999**, pp. 1423–1426.

⁴⁵⁹Staab, H.A.; Datta, A.P. *Angew. Chem. Int. Ed.* **1964**, 3, 132.


⁴⁶⁰Olah, G.A.; Vankar, Y.D.; Arvanaghi, M.; Sommer, J. *Angew. Chem. Int. Ed.* **1979**, 18, 614; Schijf, R.; Scheeren, J.W.; van Es, A.; Stevens, W. *Recl. Trav. Chim. Pays-Bas* **1965**, 84, 594.

⁴⁶¹Stevens, W.; van Es, A. *Recl. Trav. Chim. Pays-Bas* **1964**, 83, 863.

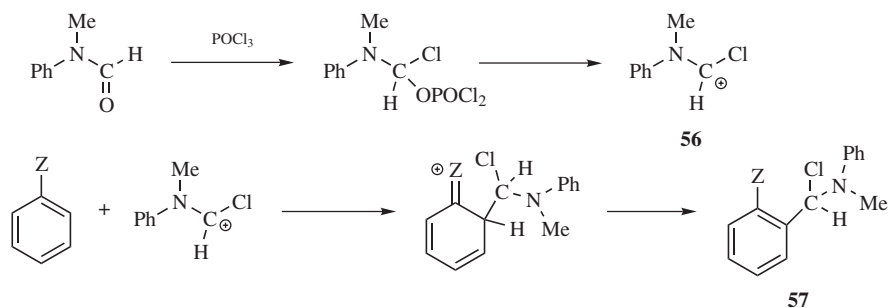
carbonylation and acylation to give the corresponding lactone.⁴⁶² Carbonylation of aromatic compounds can lead to aryl ketones. Heating an aromatic compound with Ru(CO)₁₂, ethylene and 20 atm of CO gave the corresponding aryl ethyl ketone.⁴⁶³

11-18 Formylation

Formylation or Formyl-de-hydrogenation



The reaction with disubstituted formamides R₂N-CHO and phosphorus oxychloride, called the *Vilsmeier* or the *Vilsmeier-Haack reaction*,⁴⁶⁴ is the most common method for the formylation of aromatic rings.⁴⁶⁵ However, it is applicable only to active substrates, such as amines and phenols. An intramolecular version is also known.⁴⁶⁶ Aromatic hydrocarbons and heterocycles can also be formylated, but only if they are much more active than benzene (e.g., azulenes, ferrocenes). Although *N*-phenyl-*N*-methylformamide is a common reagent, other arylalkyl amides and dialkyl amides are also used.⁴⁶⁷ Phosgene (COCl₂) has been used in place of POCl₃. The reaction has also been carried out with other amides to give ketones (actually an example of **11-17**), but not often. The attacking species⁴⁶⁸ is **56**,⁴⁶⁹ and the mechanism is probably that shown to give **57**, which is unstable and easily hydrolyzes to the product. Either formation of **56** or the reaction of **56** with the substrate can be rate determining, depending on the reactivity of the substrate.⁴⁷⁰



⁴⁶²Zhou, Q.J.; Worm, K.; Dolle, R.E. *J. Org. Chem.* **2004**, *69*, 5147.

⁴⁶³Ie, Y.; Chatani, N.; Ogo, T.; Marshall, D.R.; Fukuyama, T.; Kakiuchi, F.; Murai, S. *J. Org. Chem.* **2000**, *65*, 1475.

⁴⁶⁴See Blaser, D.; Calmes, M.; Daunis, J.; Natt, F.; Tardy-Delassus, A.; Jacquier, R. *Org. Prep. Proceed. Int.* **1993**, *25*, 338 for improvements in this reaction.

⁴⁶⁵For a review, see Jutz, C. *Adv. Org. Chem.* **1976**, *9*, pt. 1, 225.

⁴⁶⁶Meth-Cohn, O.; Goon, S. *J. Chem. Soc. Perkin Trans. 1* **1997**, 85.

⁴⁶⁷For a review of dimethylformamide, see Pizey, J.S. *Synthetic Reagents*, Vol. 1, Wiley, NY, **1974**, pp. 1-99.

⁴⁶⁸For a review of such species, see Kantlehner, W. *Adv. Org. Chem.* **1979**, *9*, pt. 2, 5.

⁴⁶⁹See Arnold, Z.; Holy, A. *Collect. Czech. Chem. Commun.* **1962**, *27*, 2886; Fritz, H.; Oehl, R. *Liebigs Ann. Chem.* **1971**, *749*, 159; Jugie, G.; Smith, J.A.S.; Martin, G.J. *J. Chem. Soc. Perkin Trans. 2* **1975**, 925.

⁴⁷⁰Alunni, S.; Linda, P.; Marino, G.; Santini, S.; Savelli, G. *J. Chem. Soc. Perkin Trans. 2* **1972**, 2070.

When $(\text{CF}_3\text{SO}_2)_2\text{O}$ was used instead of POCl_3 , the reaction was extended to some less-active compounds, including naphthalene and phenanthrene.⁴⁷¹

In a related reaction, paraformaldehyde can be used, with $\text{MgCl}_2\text{-NEt}_3$, to convert phenol to phenol 2-carboxaldehyde.⁴⁷² Another variation treated acetanilide with $\text{POCl}_3\text{-DMF}$ and generated 2-chloroquinoline-3-carboxaldehyde.⁴⁷³ Used in conjunction with conjugated hydroxylamines, a tandem Vilsmeier–Beckman reaction (see **18-17** for the Beckman rearrangement) leads to pyridines (2-chloro-3-carboxaldehyde).⁴⁷⁴ A chain-extension variation has been reported in which an aryl alkyl ketone is treated with POCl_3/DMF on silica with microwave irradiation to give a conjugated aldehyde, $\text{ArC(=O)R} \rightarrow \text{ArC(Cl)=CHCHO}$.⁴⁷⁵

OS **I**, 217; **III**, 98, **IV**, 331, 539, 831, 915.



Formylation with Zn(CN)_2 and HCl is called the *Gatterman reaction*.⁴⁷⁶ It can be applied to alkylbenzenes, phenols and their ethers, and many heterocyclic compounds. However, it cannot be applied to aromatic amines. In the original version of this reaction the substrate was treated with HCN , HCl , and ZnCl_2 , but the use of Zn(CN)_2 and HCl (HCN and ZnCl_2 are generated *in situ*) makes the reaction more convenient to carry out and yields are not diminished. The mechanism of the Gatterman reaction has not been investigated very much, but it is known that an initially formed but not isolated nitrogen-containing product is hydrolyzed to aldehyde. This product is presumed to be $\text{ArCH=NH}_2^+ \text{Cl}^-$, as shown. When benzene was treated with NaCN under superacid conditions ($\text{F}_3\text{CSO}_2\text{OH-SbF}_5$, see p. 236), a good yield of product was obtained, leading to the conclusion that the electrophile in this case was $^+\text{C(H)=N}^+\text{H}_2$.⁴⁷⁷ The Gatterman reaction may be regarded as a special case of **11-24**.

Another method, formylation with CO and HCl in the presence of AlCl_3 and CuCl ⁴⁷⁸ (the *Gatterman–Koch reaction*), is limited to benzene and alkylbenzenes.⁴⁷⁹

⁴⁷¹Martínez, A.G.; Alvarez, R.M.; Barcina, J.O.; Cerero, S. de la M.; Vilar, E.T.; Fraile, A.G.; Hanack, M.; Subramanian, L.R. *J. Chem. Soc., Chem. Commun.* **1990**, 1571.

⁴⁷²Hofsjökken, N.U.; Skattebøl, L. *Acta Chem. Scand.* **1999**, 53, 258.

⁴⁷³Ali, M.M.; Tasneem, Rajanna, K.C.; Prakash, P.K.S. *Synlett* **2001**, 251. For another variation to generate 4-chloro-2-phenyl-*N*-formylidihydroquinoline derivatives, see Akila, S.; Selvi, S.; Balasubramanian, K. *Tetrahedron* **2001**, 57, 3465.

⁴⁷⁴Amaresh, R.R.; Perumal, P.T. *Synth. Commun.* **2000**, 30, 2269.

⁴⁷⁵Paul, S.; Gupta, M.; Gupta, R. *Synlett* **2000**, 1115.

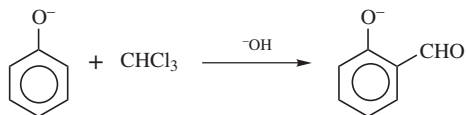
⁴⁷⁶For a review, see Truce, W.E. *Org. React.* **1957**, 9, 37. See Tanaka, M.; Fujiwara, M.; Ando, H. *J. Org. Chem.* **1995**, 60, 2106 for rate studies.

⁴⁷⁷Yato, M.; Ohwada, T.; Shudo, K. *J. Am. Chem. Soc.* **1991**, 113, 691.

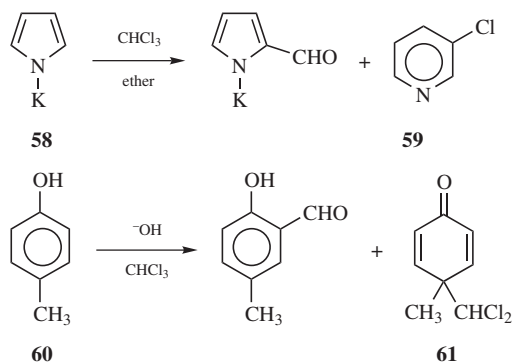
⁴⁷⁸The CuCl is not always necessary: see Toniolo, L.; Graziani, M. *J. Organomet. Chem.* **1980**, 194, 221.

⁴⁷⁹For a review, see Crouse, N.N. *Org. React.* **1949**, 5, 290.

OS II, 583; III, 549.



In the *Reimer–Tiemann reaction*, aromatic rings are formylated by reaction with chloroform and hydroxide ion.⁴⁸⁰ The method is useful only for phenols and certain heterocyclic compounds such as pyrroles and indoles. Unlike the previous formylation methods (**11-18**), this one is conducted in basic solution. Yields are generally low, seldom rising above 50%.⁴⁸¹ The incoming group is directed ortho, unless both ortho positions are filled, in which case the attack is para.⁴⁸² Certain substrates have been shown to give abnormal products instead of or in addition to the normal ones. For example, **58** and **60** gave, respectively, **59** and **61** as well as the normal aldehyde products. From the nature of the reagents and



from the kind of abnormal products obtained, it is clear that the reactive entity in this reaction is dichlorocarbene CCl₂.⁴⁸³ This is known to be produced by treatment of chloroform with bases (p. 521); it is an electrophilic reagent and is known to give ring expansion of aromatic rings (see **15-64**), accounting for products like **58**. The mechanism of the normal reaction is thus something like this.⁴⁸⁴

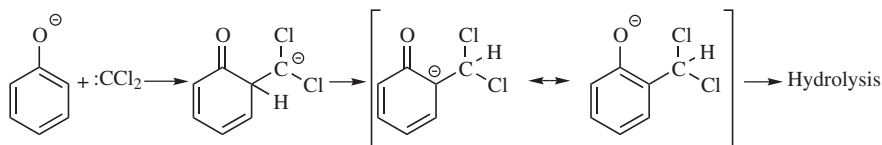
⁴⁸⁰For a review, see Wynberg, H.; Meijer, E.W. *Org. React.* **1982**, 28, 1.

⁴⁸¹For improved procedures, see Thøer, A.; Denis, G.; Delmas, M.; Gaset, A. *Synth. Commun.* **1988**, 18, 2095; Cochran, J.C.; Melville, M.G. *Synth. Commun.* **1990**, 20, 609.

⁴⁸²Increased para selectivity has been achieved by the use of polyethylene glycol: Neumann, R.; Sasson, Y. *Synthesis* **1986**, 569.

⁴⁸³For a review of carbene methods for introducing formyl and acyl groups into organic molecules see Kulinkovich, O.G. *Russ. Chem. Rev.* **1989**, 58, 711.


⁴⁸⁴Robinson, E.A. *J. Chem. Soc.* **1961**, 1663; Hine, J.; van der Veen, J.M. *J. Am. Chem. Soc.* **1959**, 81, 6446. See also, Langlois, B.R. *Tetrahedron Lett.* **1991**, 32, 3691.



The formation of **61** in the case of **60** can be explained by attack of some of the CCl_2 ipso to the CH_3 group. Since this position does not contain a hydrogen, normal proton loss cannot take place and the reaction ends when the CCl_2^- moiety acquires a proton.

A method closely related to the Reimer–Tiemann reaction is the *Duff reaction*, in which hexamethylenetetramine $(\text{CH}_2)_6\text{N}_4$ is used instead of chloroform. This reaction can be applied only to phenols and amines; ortho substitution is generally observed and yields are low. A mechanism⁴⁸⁵ has been proposed that involves initial aminoalkylation (**11-22**) to give ArCH_2NH_2 , followed by dehydrogenation to $\text{ArCH}=\text{NH}$ and hydrolysis of this to the aldehyde product. When $(\text{CH}_2)_6\text{N}_4$ is used in conjunction with F_3CCOOH , the reaction can be applied to simple alkylbenzenes; yields are much higher and a high degree of regioselectively para substitution is found.⁴⁸⁶ In this case too an imine seems to be an intermediate.

OS III, 463; IV, 866



Besides **11-18**, several other formylation methods are known.⁴⁸⁷ In one of these, dichloromethyl methyl ether formylates aromatic rings with Friedel–Crafts catalysts.⁴⁸⁸ The ArCHClOMe compound is probably an intermediate. Orthoformates have also been used.⁴⁸⁹ In another method, aromatic rings are formylated with formyl fluoride HCOF and BF_3 .⁴⁹⁰ Unlike formyl chloride, formyl fluoride is stable enough for this purpose. This reaction was successful for benzene, alkylbenzenes, PhCl , PhBr , and naphthalene. Phenols can be regioselectively formylated in the ortho position in high yields by treatment with 2 equivalents of paraformaldehyde in aprotic solvents in the presence of SnCl_4 and a tertiary amine.⁴⁹¹ Phenols have also been formylated indirectly by conversion to the aryllithium reagent followed by treatment with *N*-formyl piperidine.⁴⁹² See also the indirect method mentioned at **11-23**.

⁴⁸⁵Ogata, Y.; Kawasaki, A.; Sugiura, F. *Tetrahedron* **1968**, *24*, 5001.

⁴⁸⁶Smith, W.E. *J. Org. Chem.* **1972**, *37*, 3972.

⁴⁸⁷For methods other than those described here, see Smith, R.A.J.; Manas, A.R.B. *Synthesis* **1984**, 166; Olah, G.A.; Laali, K.; Farooq, O. *J. Org. Chem.* **1985**, *50*, 1483; Nishino, H.; Tsunoda, K.; Kurosawa, K. *Bull. Chem. Soc. Jpn.* **1989**, *62*, 545.

⁴⁸⁸Rieche, A.; Gross, H.; Höft, E. *Chem. Ber.* **1960**, *93*, 88; Lewin, A.H.; Parker, S.R.; Fleming, N.B.; Carroll, F.I. *Org. Prep. Proceed. Int.* **1978**, *10*, 201.

⁴⁸⁹Gross, H.; Rieche, A.; Matthey, G. *Chem. Ber.* **1963**, *96*, 308.

⁴⁹⁰Olah, G.A.; Kuhn, S.J. *J. Am. Chem. Soc.* **1960**, *82*, 2380.

⁴⁹¹Casiraghi, G.; Casnati, G.; Puglia, G.; Sartori, G.; Terenghi, G. *J. Chem. Soc. Perkin Trans. 1* **1980**, 1862.

⁴⁹²Hardcastle, I.R.; Quayle, P.; Ward, E.L.M. *Tetrahedron Lett.* **1994**, *35*, 1747.

OS V, 49; VII, 162.

Reactions **11-19** and **11-20** are direct carboxylations⁴⁹³ of aromatic rings.⁴⁹⁴

11-19 Carboxylation With Carbonyl Halides

Carboxylation or Carboxy-de-hydrogenation



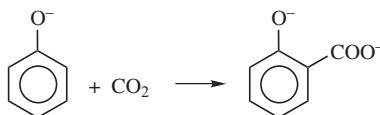
Phosgene, in the presence of Friedel–Crafts catalysts, can carboxylate the ring. This process is analogous to **11-17**, but the ArCOCl initially produced hydrolyzes to the carboxylic acid. However, in most cases the reaction does not take this course, but instead the ArCOCl attacks another ring to give a ketone ArCOAr. A number of other reagents have been used to get around this difficulty, among them oxalyl chloride, urea hydrochloride, chloral Cl_3CCHO ,⁴⁹⁵ carbamoyl chloride H_2NCOCl , and *N,N*-diethylcarbamoyl chloride.⁴⁹⁶ With carbamoyl chloride the reaction is called the *Gatterman amide synthesis* and the product is an amide. Among compounds carboxylated by one or another of these reagents are benzene, alkylbenzenes, and fused ring systems.⁴⁹⁷

Although mechanistically different, other methods are available to convert aromatic compounds to aromatic carboxylic acids. The palladium-catalyzed reaction of aromatic compounds and formic acid leads to benzoic acid derivatives.⁴⁹⁸ Diphenyliodonium tetrafluoroborate, $\text{Ph}_2\text{I}^+\text{BF}_4^-$ reacts with CO and In in DMF, with a palladium catalyst, to give benzophenone.⁴⁹⁹

OS V, 706; VII, 420.

11-20 Carboxylation With Carbon Dioxide: The Kolbe–Schmitt Reaction

Carboxylation or Carboxy-de-hydrogenation



⁴⁹³For other carboxylation methods, one of which leads to the anhydride, see Sakakibara, T.; Odaira, M. *J. Org. Chem.* **1976**, *41*, 2049; Fujiwara, Y.; Kawata, I.; Kawauchi, T.; Taniguchi, H. *J. Chem. Soc., Chem. Commun.* **1982**, 132.

⁴⁹⁴For a review, see Olah, G.A.; Olah, J.A., in Olah, G.A. *Friedel–Crafts and Related Reactions*, Vol. 3, Wiley, NY, **1964**, pp. 1257–1273.

⁴⁹⁵Menegheli, P.; Rezende, M.C.; Zucco, C. *Synth. Commun.* **1987**, *17*, 457.

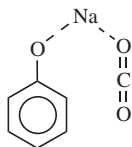
⁴⁹⁶Naumov, Yu.A.; Isakova, A.P.; Kost, A.N.; Zakharov, V.P.; Zvolinskii, V.P.; Moiseikina, N.F.; Nikeryasova, S.V. *J. Org. Chem. USSR* **1975**, *11*, 362.

⁴⁹⁷For the use of phosgene to carboxylate phenols, see Sartori, G.; Casnati, G.; Bigi, F.; Bonini, G. *Synthesis* **1988**, 763.

⁴⁹⁸Shibahara, F.; Kinoshita, S.; Nozaki, K. *Org. Lett.* **2004**, *6*, 2437.

⁴⁹⁹Zhou, T.; Chen, Z.-C. *Synth. Commun.* **2002**, *32*, 3431.

Sodium phenoxides can be carboxylated, mostly in the ortho position, by carbon dioxide (the *Kolbe–Schmitt reaction*). The mechanism is not clearly understood, but apparently some kind of a complex is formed between the reactants,⁵⁰⁰ making the carbon of the CO₂ more positive and putting it in a good



position to attack the ring. Potassium phenoxide, which is less likely to form such a complex,⁵⁰¹ is chiefly attacked in the para position.⁵⁰² Carbon tetrachloride can be used instead of CO₂ under Reimer–Tiemann (**11-18**) conditions.

Sodium or potassium phenoxide can be carboxylated regioselectively in the para position in high yield by treatment with sodium or potassium carbonate and carbon monoxide.⁵⁰³ ¹⁴C Labeling showed that it is the carbonate carbon that appears in the *p*-hydroxybenzoic acid product.⁵⁰⁴ The CO is converted to sodium or potassium formate. Carbon monoxide has also been used to carboxylate aromatic rings with palladium compounds as catalysts.⁵⁰⁵ In addition, a palladium-catalyzed reaction has been used directly to prepare acyl fluorides ArH → ArCOF.⁵⁰⁶

An enzymatic carboxylation was reported, in supercritical CO₂ (see p. \$\$\$), in which exposure of pyrrole to *Bacillus megaterium* PYR2910 and KHCO₃ gave the potassium salt of pyrrole-2-carboxylic acid.⁵⁰⁷

OS II, 557.

11-21 Amidation

N-Alkylcarbamoyl-de-hydrogenation



⁵⁰⁰Hales J.L.; Jones, J.I.; Lindsey, A.S. *J. Chem. Soc.* **1954**, 3145.

⁵⁰¹There is evidence that, in the complex formed from potassium salts, the bonding is between the aromatic compound and the carbon atom of CO₂; Hirao, I.; Kito, T. *Bull. Chem. Soc. Jpn.* **1973**, *46*, 3470.

⁵⁰²Actually, the reaction seems to be more complicated than this. At least part of the potassium *p*-hydroxybenzoate that forms comes from a rearrangement of initially formed potassium salicylate. Sodium salicylate does not rearrange. See Shine, H.J. *Aromatic Rearrangements*, Elsevier, NY, **1967**, pp. 344–348. See also, Ota, K. *Bull. Chem. Soc. Jpn.* **1974**, *47*, 2343.

⁵⁰³Yasuhara, Y.; Nogi, T. *J. Org. Chem.* **1968**, *33*, 4512, *Chem. Ind. (London)* **1969**, 77.

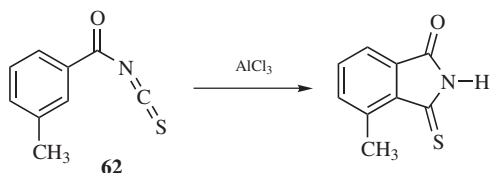
⁵⁰⁴Yasuhara, Y.; Nogi, T.; Saishō *Bull. Chem. Soc. Jpn.* **1969**, *42*, 2070.

⁵⁰⁵See Sakakibara, T.; Odaira, Y. *J. Org. Chem.* **1976**, *41*, 2049; Jintoku, T.; Taniguchi, H.; Fujiwara, Y. *Chem. Lett.* **1987**, 1159; Ugo, R.; Chiesa, A. *J. Chem. Soc. Perkin Trans. 1* **1987**, 2625.

⁵⁰⁶Sakakura, T.; Chaisupakitsin, M.; Hayashi, T.; Tanaka, M. *J. Organomet. Chem.* **1987**, *334*, 205.

⁵⁰⁷Matsuda, T.; Ohashi, Y.; Harada, T.; Yanagihara, R.; Nagasawa, T.; Nakamura, K. *Chem. Commun.* **2001**, 2194.

N-Substituted amides can be prepared by direct attack of isocyanates on aromatic rings.⁵⁰⁸ The R group may be alkyl or aryl, but if the latter, dimers and trimers are also obtained. Isothiocyanates similarly give thioamides.⁵⁰⁹ The reaction has been carried out intramolecularly both with aralkyl isothiocyanates and acyl isothiocyanates.⁵¹⁰ In the latter case, the product is easily hydrolyzable to a dicarboxylic acid; this is a way



of putting a carboxyl group on a ring ortho to one already there (**62** is prepared by treatment of the acyl halide with lead thiocyanate). The reaction gives better yields with substrates of the type $\text{ArCH}_2\text{CONCS}$, where six-membered rings are formed.

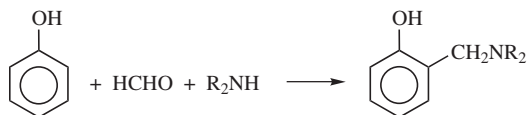
There are interesting transition metal-catalyzed-reactions that lead to aryl amides. The use of POCl_3 and DMF, with a palladium catalyst, converts aryl iodides to benzamides.⁵¹¹ A palladium-catalyzed reaction of aryl halides and formamide leads to benzamide derivatives.⁵¹² Carbonylation is another method that generates amides. When an aryl iodide was treated with a secondary amine and $\text{Mo}(\text{CO})_6$, in the presence of 3 equivalents of DBU, 10% $\text{Pd}(\text{OAc})_2$, with microwave irradiation at 100°C , the corresponding benzamide was obtained.⁵¹³

OS V, 1051; VI, 465.

Reactions **11-12–11-23** involve the introduction of a CH_2Z group, where Z is halogen, hydroxyl, amino, or alkylthio. They are all Friedel–Crafts reactions of aldehydes and ketones and, with respect to the carbonyl compound, additions to the $\text{C}=\text{O}$ double bond. They follow mechanisms discussed in Chapter 16.

11-22 Aminoalkylation and Amidoalkylation

Dialkylaminoalkylation or Dialkylamino-de-hydrogenation



⁵⁰⁸Effenberger, F.; Gleiter, R.; Heider, L.; Niess, R. *Chem. Ber.* **1968**, *101*, 502; Piccolo, O.; Filippini, L.; Tinucci, L.; Valoti, E.; Citterio, A. *Tetrahedron* **1986**, *42*, 885.

⁵⁰⁹Jagodziński, T. *Synthesis* **1988**, 717.

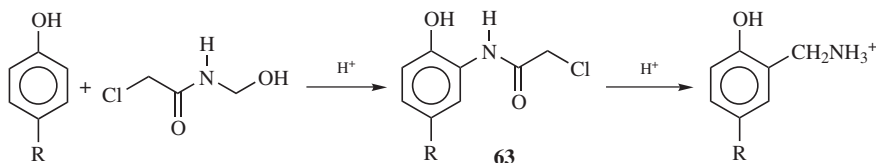
⁵¹⁰Smith, P.A.S.; Kan, R.O. *J. Org. Chem.* **1964**, *29*, 2261.

⁵¹¹Hosoi, K.; Nozaki, K.; Hiyama, T. *Org. Lett.* **2002**, *4*, 2849.

⁵¹²Schnyder, A.; Beller, M.; Mehlretter, G.; Nsenda, T.; Studer, M.; Indolese, A.F. *J. Org. Chem.* **2001**, *66*, 4311. See also, Schnyder, A.; Indolese, A.F. *J. Org. Chem.* **2002**, *67*, 594.

⁵¹³Wannberg, J.; Larhed, M. *J. Org. Chem.* **2003**, *68*, 5750.

Phenols, secondary and tertiary aromatic amines,⁵¹⁴ pyrroles, and indoles can be aminomethylated by treatment with formaldehyde and a secondary amine. Other aldehydes have sometimes been employed. Aminoalkylation is a special case of the Mannich reaction (16-19). When phenols and other activated aromatic compounds are treated with *N*-hydroxymethylchloroacetamide, *amidomethylation* takes place⁵¹⁵ to

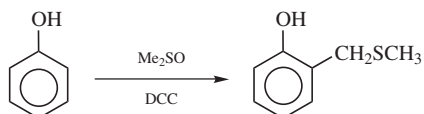


give **63**, which is often hydrolyzed *in situ* to the aminoalkylated product. Other *N*-hydroxyalkyl and *N*-chlorinated compounds have also been used.³⁷⁴

OS I, 381; IV, 626; V, 434; VI, 965; VII, 162.

11-23 Thioalkylation

Alkylthioalkylation or Alkylthioalkyl-de-hydrogenation



A methylthiomethyl group can be inserted into the ortho position of phenols by heating with dimethyl sulfoxide and dicyclohexylcarbodiimide (DCC).⁵¹⁶ Other reagents can be used instead of DCC, among them SOCl_2 ,⁵¹⁷ and acetic anhydride.⁵¹⁸ Alternatively, the phenol can be treated with dimethyl sulfide and *N*-chlorosuccinimide, followed by triethylamine.⁵¹⁹ The reaction can be applied to amines (to give *o*- $\text{NH}_2\text{C}_6\text{H}_4\text{CH}_2\text{SMe}$) by treatment with *t*-BuOCl, Me_2S , and NaOMe in CH_2Cl_2 .⁵²⁰ Aromatic hydrocarbons have been thioalkylated with ethyl α -(chloromethylthio)-acetate $\text{ClCH}_2\text{SCH}_2\text{COOEt}$ (to give $\text{ArCH}_2\text{SCH}_2\text{CO-OEt}$)⁵²¹ and with methyl methylsulfynylmethyl sulfide $\text{MeSCH}_2\text{SOMe}$ or methylthiomethyl *p*-tolyl sulfone $\text{MeSCH}_2\text{SO}_2\text{C}_6\text{H}_4\text{Me}$ (to give ArCH_2SMe),⁵²² in each case with a Lewis acid catalyst.

OS VI, 581, 601.

⁵¹⁴Miocque, M.; Vierfond, J. *Bull. Soc. Chim. Fr.* **1970**, 1896, 1901, 1907.

⁵¹⁵For a review, see Zaugg, H.E. *Synthesis* **1984**, 85.

⁵¹⁶Burdon, M.G.; Moffatt, J.G. *J. Am. Chem. Soc.* **1966**, *88*, 5855, **1967**, *89*, 4725; Olofson, R.A.; Marino, J.P. *Tetrahedron* **1971**, *27*, 4195.

⁵¹⁷Sato, K.; Inoue, S.; Ozawa, K.; Tazaki, M. *J. Chem. Soc. Perkin Trans. 1* **1984**, 2715.

⁵¹⁸Hayashi, Y.; Oda, R. *J. Org. Chem.* **1967**, *32*, 457; Pettit, G.H.; Brown, T.H. *Can. J. Chem.* **1967**, *45*, 1306; Claus, P. *Monatsh. Chem.* **1968**, *99*, 1034.

⁵¹⁹Gassman, P.G.; Amick, D.R. *J. Am. Chem. Soc.* **1978**, *100*, 7611.

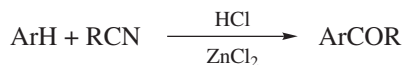
⁵²⁰Gassman, P.G.; Gruetzmacher, G. *J. Am. Chem. Soc.* **1973**, *95*, 588; Gassman, P.G.; van Bergen, T.J. *J. Am. Chem. Soc.* **1973**, *95*, 590, 591.

⁵²¹Tamura, Y.; Tsugoshi, T.; Annoura, H.; Ishibashi, H. *Synthesis* **1984**, 326.

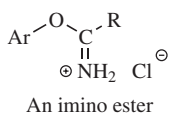
⁵²²Torisawa, Y.; Satoh, A.; Ikegami, S. *Tetrahedron Lett.* **1988**, *29*, 1729.

11-24 Acylation with Nitriles: The Hoesch Reaction

Acylation or Acyl-de-hydrogenation

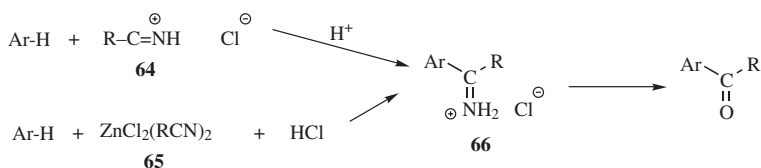


Friedel–Crafts acylation with nitriles and HCl is called the *Hoesch* or the *Houben–Hoesch reaction*.⁵²³ In most cases, a Lewis acid is necessary; zinc chloride is the most common. The reaction is generally useful only with phenols, phenolic ethers, and some reactive heterocyclic compounds such as pyrrole, but it can be extended to aromatic amines by the use of BCl_3 .⁵²⁴ Acylation in the case of aniline derivatives is regioselectively ortho. Monohydric phenols, however, generally do not give ketones⁵²⁵ but are attacked at the oxygen to



produce imino esters. Many nitriles have been used. Even aryl nitriles give good yields if they are first treated with HCl and ZnCl_2 and then the substrate added at 0°C .⁵²⁶ In fact, this procedure increases yields with any nitrile. If thiocyanates RSCN are used, thiol esters ArCOSR can be obtained. The Gatterman reaction (11-18) is a special case of the Hoesch synthesis.

The reaction mechanism is complex and not completely settled.⁵²⁷ The first stage consists of an attack on the substrate by a species containing the nitrile and HCl (and the Lewis acid, if present) to give an imine salt (66). Among the possible attacking species are 64 and 65. In the second stage, the salts are hydrolyzed to the products, first the iminium salt, and then the ketone. Ketones can also be obtained by treating phenols or phenolic ethers with a nitrile in the presence of $\text{F}_3\text{CSO}_2\text{OH}$.⁵²⁸ The mechanism in this case is different.



OS II, 522.

⁵²³For a review, see Ruske, W., in Olah, G.A. *Friedel–Crafts and Related Reactions*, Vol. 3, Wiley, NY, **1964**, pp. 383–497.

⁵²⁴Sugasawa, T.; Toyoda, T.; Adachi, M.; Sasakura, K. *J. Am. Chem. Soc.* **1978**, *100*, 4842; Sugawara, T.; Adachi, M.; Sasakura, K.; Kitagawa, A. *J. Org. Chem.* **1979**, *44*, 578.

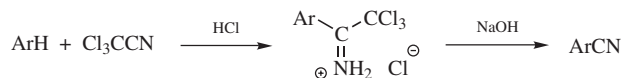
⁵²⁵For an exception, see Toyoda, T.; Sasakura, K.; Sugawara, T. *J. Org. Chem.* **1981**, *46*, 189.

⁵²⁶Zil'berman, E.N.; Rybakova, N.A. *J. Gen. Chem. USSR* **1960**, *30*, 1972.

⁵²⁷For discussions, see Ruske, W., in Olah, G.A. *Friedel–Crafts and Related Reactions*, Vol. 3, Wiley, NY, **1964**, p. 383; Jeffery, E.A.; Satchell, D.P.N. *J. Chem. Soc. B* **1966**, 579.

⁵²⁸Amer, M.I.; Booth, B.L.; Noori, G.F.M.; Proença, M.F.J.R.P. *J. Chem. Soc. Perkin Trans. 1* **1983**, 1075.

11-25 Cyanation or Cyano-de-hydrogenation



Aromatic hydrocarbons (including benzene), phenols, and phenolic ethers can be cyanated with trichloroacetonitrile, BrCN, or mercury fulminate $\text{Hg}(\text{ONC})_2$.⁵²⁹ In the case of Cl_3CCN , the actual attacking entity is probably $\text{Cl}_3\text{C}-\text{C}=\text{NH}$, formed by addition of a proton to the cyano nitrogen. Secondary aromatic amines ArNHR , as well as phenols, can be cyanated in the ortho position with Cl_3CCN and BCl_3 .⁵³⁰

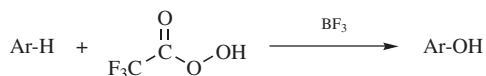
It is noted that aryl triflates are converted to the aryl nitrile by treatment with $\text{Zn}(\text{CN})_2$ and a palladium catalyst.⁵³¹

OS III, 293.

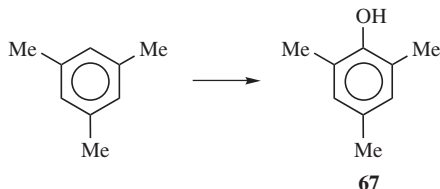
F. Oxygen Electrophiles

Oxygen electrophiles are very uncommon, since oxygen does not bear a positive charge very well. However, there is one reaction that can be mentioned.

11-26 Hydroxylation or Hydroxy-de-hydrogenation



There have been only a few reports of direct hydroxylation⁵³² by an electrophilic process (see, however, 14-5).⁵³³ In general, poor results are obtained, partly because the introduction of an OH group activates the ring to further attack. Quinone formation is common. However, alkyl-substituted benzenes, such as mesitylene or durene can be hydroxylated in good yield with trifluoroperacetic acid and boron trifluoride.⁵³⁴ In the case of mesitylene, the product (**67**) is not subject to further attack.



⁵²⁹Olah, G.A., in Olah, G.A. *Friedel-Crafts and Related Reactions*, Vol. 1, Wiley, NY, 1963, pp. 119–120.

⁵³⁰Adachi, M.; Sugawara, T. *Synth. Commun.* **1990**, 20, 71.

⁵³¹Kubota, H.; Rice, K.C. *Tetrahedron Lett.* **1998**, 39, 2907.

⁵³²For a list of hydroxylation reagents, with references, see Larock, R.C. *Comprehensive Organic Transformations*, 2nd ed., Wiley-VCH, NY, 1999, pp. 977–978.

⁵³³For reviews of electrophilic hydroxylation, see Jacquesy, J.; Gesson, J.; Jouannetaud, M. *Rev. Chem. Intermed.* **1988**, 9, 1, see pp. 5–10; Haines, A.H. *Methods for the Oxidation of Organic Compounds*, Academic Press, NY, 1985, pp. 173–176, 347–350.

⁵³⁴Hart, H.; Buehler, C.A. *J. Org. Chem.* **1964**, 29, 2397. See also, Hart, H. *Acc. Chem. Res.* **1971**, 4, 337.

In a related procedure, even benzene and substituted benzenes (e.g., PhMe, PhCl, xylenes) can be converted to phenols in good yields with sodium perborate– F_3CSO_2OH .⁵³⁵ Aromatic amines, *N*-acyl amines, and phenols were hydroxylated with H_2O_2 in SbF_5-HF .⁵³⁶ Pyridine and quinoline were converted to their 2-acetoxy derivatives in high yields with acetyl hypofluorite $AcOF$ at $-75^\circ C$.⁵³⁷

Another hydroxylation reaction is the *Elbs reaction*.⁵³⁸ In this method phenols can be oxidized to *p*-diphenols with $K_2S_2O_8$ in alkaline solution.⁵³⁹ Primary, secondary, or tertiary aromatic amines give predominant or exclusive ortho substitution unless both ortho positions are blocked, in which case para substitution is found. The reaction with amines is called the *Boyland–Sims oxidation*. Yields are low with either phenols or amines, generally $<50\%$. The mechanisms are not clear,⁵⁴⁰ but for the Boyland–Sims oxidation there is evidence that the $S_2O_8^{2-}$ ion attacks at the ipso position, and then a migration follows.⁵⁴¹

Electrolysis of benzene, in the presence of trifluoroacetic acid and triethylamine, leads to a 73% yield of phenol.⁵⁴²

G. Metal Electrophiles

Reactions in which a metal replaces the hydrogen of an aromatic ring are considered along with their aliphatic counterparts in Chapter 12 (12-22 and 12-23).

HYDROGEN AS THE LEAVING GROUP IN REARRANGEMENT REACTIONS

In these reactions, a group is detached from a *side chain* and then attacks the ring, but in other aspects they resemble the reactions already treated in this chapter.⁵⁴³ Since a group moves from one position to another in a molecule, these are rearrangements. In all these reactions, the question arises as to whether the group that cleaves from a given molecule attacks the same molecule or another one, that is is the reaction intramolecular or intermolecular? For intermolecular reactions the mechanism is the same as ordinary aromatic substitution, but for intramolecular

⁵³⁵Prakash, G.K.S.; Krass, N.; Wang, Q.; Olah, G.A. *Synlett* **1991**, 39.

⁵³⁶Berrier, C.; Carreyre, H.; Jacquesy, J.; Joannetaud, M. *New J. Chem.* **1990**, 14, 283, and cited references.

⁵³⁷Rozen, S.; Hebel, D.; Zamir, D. *J. Am. Chem. Soc.* **1987**, 109, 3789.

⁵³⁸For a review of the Elbs and Boyland–Sims reactions, see Behrman, E.J. *Org. React.* **1988**, 35, 421.

⁵³⁹For a method for the ortho hydroxylation of phenols, see Capdevielle, P.; Maumy, M. *Tetrahedron Lett.* **1982**, 23, 1573, 1577.

⁵⁴⁰Behrman, E.J. *J. Am. Chem. Soc.* **1967**, 89, 2424; Ogata, Y.; Akada, T. *Tetrahedron* **1970**, 26, 5945; Walling, C.; Camaioni, D.M.; Kim, S.S. *J. Am. Chem. Soc.* **1978**, 100, 4814.

⁵⁴¹Srinivasan, C.; Perumal, S.; Arumugam, N. *J. Chem. Soc. Perkin Trans. 2* **1985**, 1855.

⁵⁴²Fujimoto, K.; Tokuda, Y.; Maekawa, H.; Matsubara, Y.; Mizuno, T.; Nishiguchi, I. *Tetrahedron* **1996**, 52, 3889; Fujimoto, K.; Maekawa, H.; Tokuda, Y.; Matsubara, Y.; Mizuno, T.; Nishiguchi, I. *SynLett*, **1995**, 661.

⁵⁴³For a monograph, see Shine, H.J. *Aromatic Rearrangements*, Elsevier, NY, **1967**. For reviews, see Williams, D.L.H.; Buncl, I.M. *Isot. Org. Chem.* **1980**, 5, 147; Williams, D.L.H., in Bamford, C.H.; Tipper, C.F.H. *Comprehensive Chemical Kinetics*, Vol. 13, Elsevier, NY, **1972**, pp. 433–486.

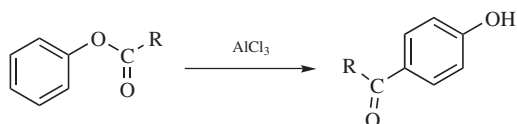
cases the migrating group could never be completely free, or else it would be able to attack another molecule. Since the migrating species in intramolecular rearrangements is thus likely to remain near the atom from which it cleaved, it has been suggested that intramolecular reactions are more likely to lead to ortho products than are the intermolecular type. This characteristic has been used, among others, to help decide whether a given rearrangement is inter- or intramolecular, though there is evidence that at least in some cases, an intermolecular mechanism can still result in a high degree of ortho migration.⁵⁴⁴

The Claisen (18-33) and benzidine (18-36) rearrangements, which superficially resemble those in this section, have different mechanisms and are treated in Chapter 18.

A. Groups Cleaving from Oxygen

11-27 The Fries Rearrangement

1/C-Hydro,5/O-acyl-interchange⁵⁴⁵



Phenolic esters can be rearranged by heating with Friedel–Crafts catalysts in a synthetically useful reaction known as the *Fries rearrangement*.⁵⁴⁶ Both *o*- and *p*-acylphenols can be produced, and it is often possible to select conditions so that either one predominates. The ortho/para ratio is dependent on the temperature, solvent, and amount of catalyst used. Exceptions are known, but low temperatures generally favor the para product and high temperatures the ortho product. The R group may be aliphatic or aromatic. Any meta-directing substituent on the ring interferes with the reactions, as might be expected for a Friedel–Crafts process. In the case of aryl benzoates treated with F_3CSO_2OH , the Fries rearrangement was shown to be reversible and an equilibrium was established.⁵⁴⁷ Transition-metal-catalyzed Fries rearrangements have been reported.⁵⁴⁸

⁵⁴⁴See Dawson, I.M.; Hart, L.S.; Littler, J.S. *J. Chem. Soc. Perkin Trans. 2* **1985**, 1601.

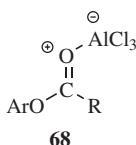
⁵⁴⁵This is the name for the para migration. For the ortho migration, the name is 1/C-hydro,3/O-acyl-interchange.

⁵⁴⁶For reviews, see Shine, H.J. *Aromatic Rearrangements*, Elsevier, NY, **1967**, pp. 72–82, 365–368; Gerecs, A., in Olah, G.A. *Friedel–Crafts and Related Reactions*, Vol. 3, Wiley, NY, **1964**, pp. 499–533. For a list of references, see Larock, R.C. *Comprehensive Organic Transformations*, 2nd ed., Wiley-VCH, NY, **1999**, p. 1310.

⁵⁴⁷Effenberger, F.; Gutmann, R. *Chem. Ber.* **1982**, *115*, 1089.

⁵⁴⁸With $Sc(OTf)_3$, see Kobayashi, S.; Moriwaki, M.; Hachiya, I. *Tetrahedron Lett.* **1996**, *37*, 4183; with $ZrCl_4$ see Harrowven, D.C.; Dainty, R.F. *Tetrahedron Lett.* **1996**, *37*, 7659; with $Hf(OTf)_4$ see Kobayashi, S.; Moriwaki, M.; Hachiya, I. *Tetrahedron Lett.* **1996**, *37*, 2053. Also see Kobayashi, S.; Moriwaki, M.; Hachiya, I. *J. Chem. Soc., Chem. Commun.* **1995**, 1527.

The exact mechanism has still not been completely worked out.⁵⁴⁹ Opinions have been expressed that it is completely intermolecular,⁵⁵⁰ completely intramolecular,⁵⁵¹ and partially inter- and intramolecular.⁵⁵² One way to decide between inter- and intramolecular processes is to run the reaction of the phenolic ester in the presence of another aromatic compound, say, toluene. If some of the toluene is acylated, the reaction must be, at least in part, intermolecular. If the toluene is not acylated, the presumption is that the reaction is intramolecular, though this is not certain, for it may be that the toluene is not attacked because it is less active than the other. A number of such experiments (called *crossover experiments*) have been carried out; sometimes crossover products have been found and sometimes not. As in **11-17**, an initial complex (**68**) is formed between the substrate and the catalyst, so that a catalyst/substrate molar ratio of at least 1:1 is required. In the presence of aluminum chloride, the Fries rearrangement can be induced with microwave irradiation.⁵⁵³ Simply heating phenyl acetate with microwave irradiation gives the Fries rearrangement.⁵⁵⁴ The Fries rearrangement has been carried out in ionic melts.⁵⁵⁵



The Fries rearrangement can also be carried out with UV light, in the absence of a catalyst.⁵⁵⁶ This reaction, called the *photo-Fries rearrangement*,⁵⁵⁷ is predominantly an intramolecular free-radical process. Both ortho and para migration are observed.⁵⁵⁸ Unlike the Lewis acid-catalyzed Fries rearrangement, the photo-Fries reaction can be accomplished, though often in low yields, when meta-directing groups are on the ring. The available evidence strongly suggests the following

⁵⁴⁹For the mechanism in polyphosphoric acid, see Sharghi, H.; Eshghi, H. *Bull. Chem. Soc. Jpn.* **1993**, *66*, 135.

⁵⁵⁰Martin, R.; Gavard, J.; Delfly, M.; Demerseman, P.; Tromelin, A. *Bull. Soc. Chim. Fr.* **1986**, 659 and cited references.

⁵⁵¹Ogata, Y.; Tabuchi, H. *Tetrahedron* **1964**, *20*, 1661.

⁵⁵²Munavilli, S. *Chem. Ind. (London)* **1972**, 293; Warshawsky, A.; Kalir, R.; Patchornik, A. *J. Am. Chem. Soc.* **1978**, *100*, 4544; Dawson, I.M.; Hart, L.S.; Littler, J.S. *J. Chem. Soc. Perkin Trans. 2* **1985**, 1601.

⁵⁵³Khadilkar, B.M.; Madyar, V.R. *Synth. Commun.* **1999**, *29*, 1195.

⁵⁵⁴Paul, S.; Gupta, M. *Synthesis* **2004**, 1789.

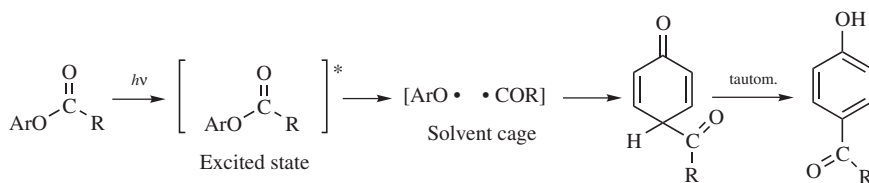
⁵⁵⁵Harjani, J.R.; Nara, S.J.; Salunkhe, M.M. *Tetrahedron Lett.* **2001**, *42*, 1979.

⁵⁵⁶Kobsa, H. *J. Org. Chem.* **1962**, *27*, 2293; Anderson, J.C.; Reese, C.B. *J. Chem. Soc.* **1963**, 1781; Finnegan, R.A.; Matice, J.J. *Tetrahedron* **1965**, *21*, 1015.

⁵⁵⁷For reviews, see Belluš, D. *Adv. Photochem.* **1971**, *8*, 109; Belluš, D.; Hrdlovič, P. *Chem. Rev.* **1967**, *67*, 599; Stenberg, V.I. *Org. Photochem.* **1967**, *1*, 127. See Cui, C.; Wang, X.; Weiss, R.G. *J. Org. Chem.* **1996**, *61*, 1962.

⁵⁵⁸The migration can be made almost entirely ortho by cyclodextrin encapsulation (see p. 129): Syamala, M.S.; Rao, B.N.; Ramamurthy, V. *Tetrahedron* **1988**, *44*, 7234. See also, Veglia, A.V.; Sanchez, A.M.; de Rossi, R.H. *J. Org. Chem.* **1990**, *55*, 4083.

mechanism involving formation of the excited state ester followed by dissociation to a radical pair⁵⁵⁹ for the photo-Fries rearrangement⁵⁶⁰ (illustrated for para attack).



The phenol ArOH is always a side product, resulting from some ArO• that leaks from the solvent cage and abstracts a hydrogen atom from a neighboring molecule. When the reaction was performed on phenyl acetate in the gas phase, where there are no solvent molecules to form a cage (but in the presence of isobutane as a source of abstractable hydrogens), phenol was the chief product and virtually no *o*- or *p*-hydroxyacetophenone was found.⁵⁶¹ Other evidence⁵⁶² for the mechanism is that CIDNP has been observed during the course of the reaction⁵⁶³ and that the ArO• radical has been detected by flash photolysis⁵⁶⁴ and by nanosecond time-resolved Raman spectroscopy.⁵⁶⁵

Treatment of *O*-arylsulfonate esters with AlCl₃–ZnCl₂, on silica with microwave irradiation, leads to 2-sulfonyl phenols in a thia-Fries rearrangement.⁵⁶⁶ A similar reaction was reported with *O*-arylsulfonamides.⁵⁶⁷

OS II, 543; III, 280, 282.

B. Groups Cleaving from Nitrogen⁵⁶⁸

It has been shown that PhNH₂D rearranges to *o*- and *p*-deuterioaniline.⁵⁶⁹ The migration of OH, formally similar to reactions **11-28–11-32**, is a nucleophilic substitution and is treated in Chapter 13 (**13-32**).

⁵⁵⁹Proposed by Kobsa, H. *J. Org. Chem.* **1962**, 27, 2293.

⁵⁶⁰It has been suggested that a second mechanism, involving a four-center transition state, is also possible: Bellus, D.; Schaffner, K.; Hoigné, J. *Helv. Chim. Acta* **1968**, 51, 1980; Sander, M.R.; Hedaya, E.; Trecker, D.J. *J. Am. Chem. Soc.* **1968**, 90, 7249; Belluš, D. *Adv. Photochem.* **1971**, 8, 109.

⁵⁶¹Meyer, J.W.; Hammond, G.S. *J. Am. Chem. Soc.* **1972**, 94, 2219.

⁵⁶²For evidence from isotope effect studies, see Shine, H.J.; Subotkowski, W. *J. Org. Chem.* **1987**, 52, 3815.

⁵⁶³Adam, W.; Arce de Sanabia, J.; Fischer, H. *J. Org. Chem.* **1973**, 38, 2571; Adam, W. *J. Chem. Soc., Chem. Commun.* **1974**, 289.

⁵⁶⁴Kalmus, C.E.; Hercules D.M. *J. Am. Chem. Soc.* **1974**, 96, 449.

⁵⁶⁵Beck, S.M.; Brus, L.E. *J. Am. Chem. Soc.* **1982**, 104, 1805.

⁵⁶⁶Moghaddam, F.M.; Dakamin, M.G. *Tetrahedron Lett.* **2000**, 41, 3479.

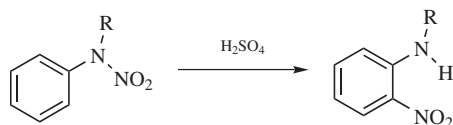
⁵⁶⁷Benson, G.A.; Maughan, P.J.; Shelly, D.P.; Spillane, W.J. *Tetrahedron Lett.* **2001**, 42, 8729.

⁵⁶⁸For a review, see Stevens, T.S.; Watts, W.E. *Selected Molecular Rearrangements*, Van Nostrand-Reinhold, Princeton, NJ **1973**, pp. 192–199.

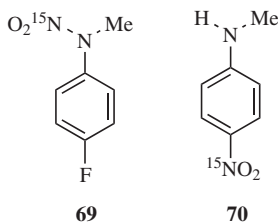
⁵⁶⁹Okazaki, N.; Okumura, A. *Bull. Chem. Soc. Jpn.* **1961**, 34, 989.

11-28 Migration of the Nitro Group

1/C-Hydro,3/N-nitro-interchange



N-Nitro aromatic amines rearrange on treatment with acids to *o*- and *p*-nitroamines with the ortho compounds predominating.⁵⁷⁰ Aside from this indication of an intramolecular process, there is also the fact that virtually no meta isomer is produced in this reaction,⁵⁷¹ although direct nitration of an aromatic amine generally gives a fair amount of meta product. Thus a mechanism in which NO_2^+ is dissociated from the ring, and then attacks another molecule must be ruled out. Further results indicating an intramolecular process include the observation that rearrangement of several substrates in the presence of K^{15}NO_3 gave products containing no ^{15}N ,⁵⁷² and that rearrangement of a mixture of $\text{PhNH}^{15}\text{NO}_2$ and unlabeled *p*- $\text{MeC}_6\text{H}_4\text{NHNO}_2$ gave 2-nitro-4-methylaniline containing no ^{15}N .⁵⁷³ On the other hand, rearrangement of **69** in the presence of



unlabeled PhNMeNO_2 gave labeled **70**, which did not arise by displacement of F.⁵⁷⁴ The R group may be hydrogen or alkyl. Two principal mechanisms have been suggested, one involving cyclic attack by the oxygen of the nitro group at the ortho position before the group cleaves,⁵⁷⁵ and the other involving a cleavage into a

⁵⁷⁰For reviews, see Williams, D.L.H., in Patai, S. *The Chemistry of Functional Groups, Supplement F*, pt. 1, Wiley, NY, **1982**, pp. 127–153; White, W.N. *Mech. Mol. Migr.* **1971**, 3, 109–143; Shine, H.J. *Aromatic Rearrangements*, Elsevier, NY, **1967**, pp. 235–249.

⁵⁷¹Hughes, E.D.; Jones, G.T. *J. Chem. Soc.* **1950**, 2678.

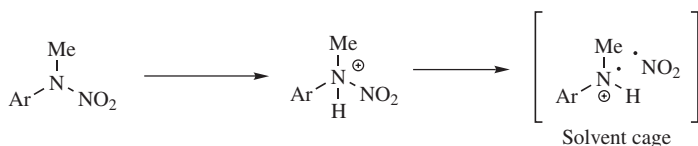
⁵⁷²Brownstein, S.; Bunton, C.A.; Hughes, E.D. *J. Chem. Soc.* **1958**, 4354; Banthorpe, D.V.; Thomas, J.A.; Williams, D.L.H. *J. Chem. Soc.* **1965**, 6135.

⁵⁷³Geller, B.A.; Dubrova, L.N. *J. Gen. Chem. USSR* **1960**, 30, 2627.

⁵⁷⁴White, W.N.; Golden, J.T. *J. Org. Chem.* **1970**, 35, 2759.

⁵⁷⁵Banthorpe, D.V.; Thomas, J.A. *J. Chem. Soc.* **1965**, 7149, 7158. Also see, Brownstein, S.; Bunton, C.A.; Hughes, E.D. *J. Chem. Soc.* **1958**, 4354; Banthorpe, D.V.; Thomas, J.A.; Williams, D.L.H. *J. Chem. Soc.* **1965**, 6135.

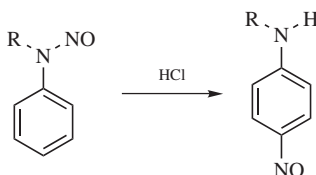
radical and a radical ion held together in a solvent cage.⁵⁷⁶ Among the evidence for the latter view⁵⁷⁷ are



the effects of substituents on the rate of the reaction,⁵⁷⁸ ¹⁵N and ¹⁴C kinetic isotope effects that show non-concertedness,⁵⁷⁹ and the fact that both *N*-methylaniline and nitrous acid are produced in sizable and comparable amounts in addition to the normal products *o*- and *p*-nitro-*N*-methylaniline.⁵⁸⁰ These side products are formed when the radicals escape from the solvent cage.

11-29 Migration of the Nitroso Group: The Fischer–Hepp Rearrangement

1/C-Hydro-5/*N*-nitroso-interchange



The migration of a nitroso group, formally similar to **11-28**, is important because *p*-nitroso secondary aromatic amines cannot generally be prepared by direct *C*-nitrosation of secondary aromatic amines (see **12-50**). The reaction, known as the *Fischer–Hepp rearrangement*,⁵⁸¹ is brought about by treatment of *N*-nitroso secondary aromatic amines with HCl. Other acids give poor or no results. In benzene systems the para product is usually formed exclusively.⁵⁸² The mechanism of the rearrangement is not completely understood. The fact that the reaction takes place in a large excess of urea⁵⁸³ shows that it is intramolecular⁵⁸⁴ since, if NO⁺, NOCl,

⁵⁷⁶White, W.N.; White, H.S.; Fentiman, A. *J. Org. Chem.* **1976**, *41*, 3166.

⁵⁷⁷For additional evidence, see White, W.N.; Klink, J.R. *J. Org. Chem.* **1977**, *42*, 166; Ridd, J.H.; Sandall, J.P.B. *J. Chem. Soc., Chem. Commun.* **1982**, 261.

⁵⁷⁸White, W.N.; Klink, J.R. *J. Org. Chem.* **1970**, *35*, 965.

⁵⁷⁹Shine, H.J.; Zygumt, J.; Brownawell, M.L.; San Filippo, Jr., J. *J. Am. Chem. Soc.* **1984**, *106*, 3610.

⁵⁸⁰White, W.N.; White, H.S. *J. Org. Chem.* **1970**, *35*, 1803.

⁵⁸¹For reviews, see Williams, D.L.H. *Nitrosation*, Cambridge University Press, Cambridge, **1988**, pp. 113–128; Williams, D.L.H., in Patai, S. *The Chemistry of Functional Groups, Supplement F*, pt. 1, Wiley, NY, **1982**, Shine, H.J. *Aromatic Rearrangements*, Elsevier, NY, **1967**, pp. 231–235.

⁵⁸²For a report of formation of 15% ortho product in the case of *N,N*-diaryl-*N*-nitroso amides, see Titova, S.P.; Arinich, A.K.; Gorelik, M.V. *J. Org. Chem. USSR* **1986**, *22*, 1407.

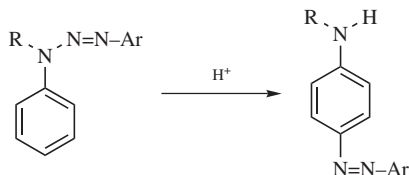
⁵⁸³Aslapovskaya, T.I.; Belyaev, E.Yu.; Kumarev, V.P.; Porai-Koshits, B.A. *Org. React. USSR* **1968**, *5*, 189; Morgan, T.D.B.; Williams, D.L.H. *J. Chem. Soc. Perkin Trans. 2* **1972**, 74.

⁵⁸⁴See also, Belyaev, E.Yu.; Nikulicheva, T.I. *Org. React. USSR* **1971**, *7*, 165; Williams, D.L.H. *Tetrahedron* **1975**, *31*, 1343; *J. Chem. Soc. Perkin Trans. 2* **1982**, 801.

or some similar species were free in the solution, it would be captured by the urea, preventing the rearrangement.

11-30 Migration of an Arylazo Group

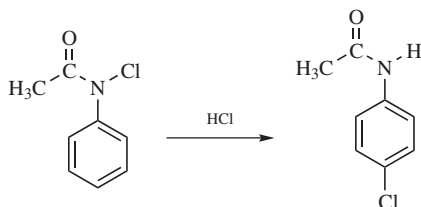
1/C-Hydro-5/N-arylazo-interchange



Rearrangement of aryl triazenes can be used to prepare azo derivatives of primary and secondary aromatic amines.⁵⁸⁵ These are first diazotized at the amino group (see **11-4**) to give triazenes, which are then rearranged by treatment with acid. The rearrangement always gives the para isomer, unless that position is occupied.

11-31 Migration of Halogen: The Orton Rearrangement

1/C-Hydro-5/N-halo-interchange



Migration of a halogen from a nitrogen side chain to the ring by treatment with HCl is called the *Orton rearrangement*.⁵⁸⁶ The main product is the para isomer, though some ortho product may also be formed. The reaction has been carried out with *N*-chloro- and *N*-bromoamines and less often with *N*-iodo compounds. The amine must be acylated, except that PhNCl₂ gives 2,4-dichloroaniline. The reaction is usually performed in water or acetic acid. There is considerable evidence (cross-halogenation, labeling, etc.) that this is an intermolecular process.⁵⁸⁷ First, the HCl reacts with the starting material to give ArNHCOCH₃ and Cl₂; then the chlorine halogenates the ring as in **11-10**. Among the evidence is that chlorine has been isolated from the reaction mixture. The Orton rearrangement can also

⁵⁸⁵For a review, see Shine, H.J. *Aromatic Rearrangements*, Elsevier, NY, **1967**, pp. 212–221.

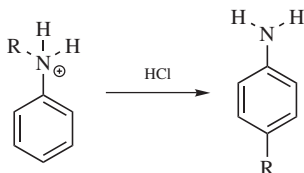
⁵⁸⁶For reviews, see Shine, H.J. *Aromatic Rearrangements*, Elsevier, NY, **1967**, pp. 221–230, 362–364; Bieron, J.F.; Dinan, F.J., in Zabicky, J. *The Chemistry of Amides*, Wiley, NY, **1970**, pp. 263–269.

⁵⁸⁷The reaction has been found to be intramolecular in aprotic solvents: Golding, P.D.; Reddy, S.; Scott, J.M.W.; White, V.A.; Winter, J.G. *Can. J. Chem.* **1981**, *59*, 839.

be brought about photochemically⁵⁸⁸ and by heating in the presence of benzoyl peroxide.⁵⁸⁹ These are free-radical processes.

11-32 Migration of an Alkyl Group⁵⁹⁰

1/C-Hydro-5/N-alkyl-interchange



When HCl salts of arylalkylamines are heated at $\sim 200\text{--}300^\circ\text{C}$, migration occurs in what is called the *Hofmann–Martius reaction*. It is an intermolecular reaction, since crossing is found. For example, methylanilinium bromide gave not only the normal products *o*- and *p*-toluidine but also aniline and di- and trimethylanilines.⁵⁹¹ As would be expected for an intermolecular process, there is isomerization when R is primary.

With primary R, the reaction probably goes through the alkyl halide formed initially in an $\text{S}_{\text{N}}2$ reaction:



Evidence for this view is that alkyl halides have been isolated from the reaction mixture and that Br^- , Cl^- , and I^- gave different ortho/para ratios, which indicates that the halogen is involved in the reaction.⁵⁹¹ Further evidence is that the alkyl halides isolated are not rearranged (as would be expected if they are formed by an $\text{S}_{\text{N}}2$ mechanism), even though the alkyl groups in the ring are rearranged. Once the alkyl halide is formed, it reacts with the substrate by a normal Friedel–Crafts alkylation process (11-11), accounting for the rearrangement. When R is secondary or tertiary, carbocations may be directly formed so that the reaction does not go through the alkyl halides.⁵⁹²

It is also possible to carry out the reaction by heating the amine (not the salt) at a temperature between 200 and 350°C with a metal halide, such as CoCl_2 , CdCl_2 , or ZnCl_2 . When this is done, the reaction is called the *Reilly–Hickinbottom rearrangement*. Primary R groups larger than ethyl give both rearranged and unrearranged products.⁵⁹³ The reaction is not generally useful for secondary and tertiary R groups, which are usually cleaved to alkenes under these conditions.

⁵⁸⁸For example, see Hodges, F.W. *J. Chem. Soc.* **1933**, 240.

⁵⁸⁹For example, Ayad, K.N.; Beard, C.; Garwood, R.F.; Hickinbottom, W.J. *J. Chem. Soc.* **1957**, 2981; Coulson, J.; Williams, G.H.; Johnston, K.M. *J. Chem. Soc. B* **1967**, 174.

⁵⁹⁰For reviews, see Grillot, G.F. *Mech. Mol. Migr.* **1971**, 3 237; Shine, H.J. *Aromatic Rearrangements*, Elsevier, NY, **1967**, pp. 249–257.

⁵⁹¹Ogata, Y.; Tabuchi, H.; Yoshida, K. *Tetrahedron* **1964**, 20, 2717.

⁵⁹²Hart, H.; Kosak, J.R. *J. Org. Chem.* **1962**, 27, 116.

⁵⁹³For example, see Birchal, J.M.; Clark, M.T.; Goldwhite, H.; Thorpe, D.H. *J. Chem. Soc. Perkin Trans. 1* **1972**, 2579.

When acylated arylamines are photolyzed, migration of an acyl group takes place⁵⁹⁴ in a process that resembles the photo-Fries reaction (11-27).


OTHER LEAVING GROUPS

Three types of reactions are considered in this section.

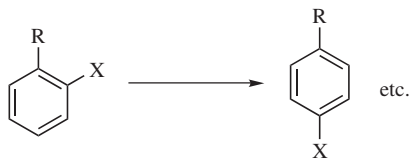
1. Reactions in which hydrogen replaces another leaving group:



2. Reactions in which an electrophile other than hydrogen replaces another leaving group:



3. Reactions in which a group (other than hydrogen) migrates from one position in a ring to another. Such migrations can be either inter- or intramolecular:



The three types are not treated separately, but reactions are classified by leaving group.

A. Carbon Leaving Groups

11-33 Reversal of Friedel–Crafts Alkylation

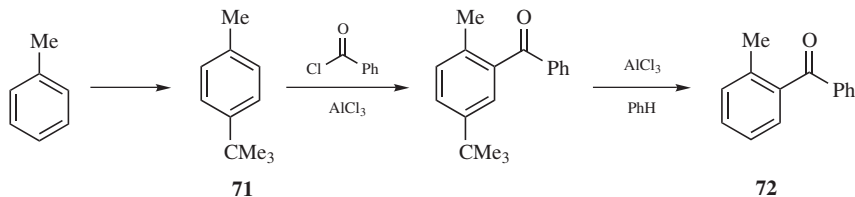
Hydro-de-alkylation or Dealkylation



Alkyl groups can be cleaved from aromatic rings by treatment with proton and/or Lewis acids. Tertiary R groups are the most easily cleaved; because this is true, the *tert*-butyl group is occasionally introduced into a ring, used to direct another

⁵⁹⁴For examples see Elad, D.; Rao, D.V.; Stenberg, V.I. *J. Org. Chem.* **1965**, *30*, 3252; Shizuka, H.; Tanaka, I. *Bull. Chem. Soc. Jpn.* **1968**, *41*, 2343; **1969**, *42*, 909; Fischer, M. *Tetrahedron Lett.* **1968**, 4295; Hageman, H.J. *Recl. Trav. Chim. Pays-Bas* **1972**, *91*, 1447; Chênevert, R.; Plante, R. *Can. J. Chem.* **1983**, *61*, 1092; Abdel-Malik, M.M.; de Mayo, P. *Can. J. Chem.* **1984**, *62*, 1275; Nassetta, M.; de Rossi, R.H.; Cosa, J.J. *Can. J. Chem.* **1988**, *66*, 2794.

group, and then removed.⁵⁹⁵ For example, 4-*tert*-butyltoluene (**71**) reacted with benzoyl chloride and AlCl₃ to give the acylated product, and subsequent treatment with AlCl₃ led to loss of the *tert*-butyl group to give **72**.⁵⁹⁶



Secondary R groups are harder to cleave, and primary R harder still. Because of this reaction, care must be taken when using Friedel–Crafts catalysts (Lewis or proton acids) on aromatic compounds containing alkyl groups. True cleavage, in which the R becomes an alkene, occurs only at high temperatures, >400°C.⁵⁹⁷ At ordinary temperatures, the R group attacks another ring, so that the bulk of the product may be dealkylated, but there is a residue of heavily alkylated material. The isomerization reaction, in which a group migrates from one position in a ring to another or to a different ring, is therefore more important than true cleavage. In these reactions, the meta isomer is generally the most favored product among the dialkylbenzenes; and the 1,3,5 product the most favored among the trialkylbenzenes, because they have the highest thermodynamic stabilities. Alkyl migrations can be inter- or intramolecular, depending on the conditions and on the R group. The following experiments can be cited: Ethylbenzene treated with HF and BF₃ gave, almost completely, benzene and diethylbenzenes⁵⁹⁸ (entirely intermolecular); propylbenzene labeled in the β position gave benzene, propylbenzene, and di- and tripropylbenzenes, but the propylbenzene recovered was partly labeled in the α position and not at all in the γ position⁵⁹⁹ (both intra- and intermolecular); *o*-xylene treated with HBr and AlBr₃ gave a mixture of *o*- and *m*-, but no *p*-xylene, while *p*-xylene gave *p*- and *m*-, but no *o*-xylene, and no trimethyl compounds could be isolated in these experiments⁶⁰⁰ (exclusively intramolecular rearrangement). Apparently, methyl groups migrate only intramolecularly, while other groups may follow either path.⁶⁰¹

⁵⁹⁵For reviews of such reactions, where the blocking group is *tert*-butyl, benzyl, or a halogen, see Tashiro, M. *Synthesis* **1979**, 921; Tashiro, M.; Fukata, G. *Org. Prep. Proced. Int.* **1976**, 8, 51.

⁵⁹⁶Hofman, P.S.; Reiding, D.J.; Nauta, W.T. *Recl. Trav. Chim. Pays-Bas* **1960**, 79, 790.

⁵⁹⁷Olah, G.A., in Olah, G.A. *Friedel–Crafts and Related Reactions*, Vol. 1, Wiley, NY, **1963**, pp. 36–38.

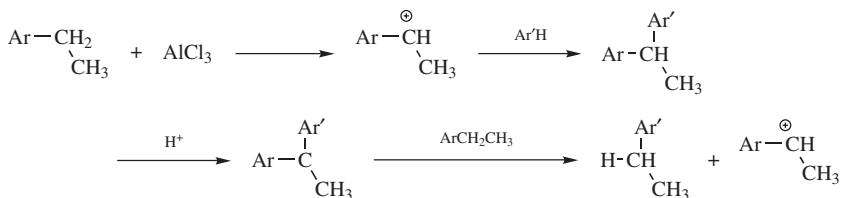
⁵⁹⁸McCaulay, D.A.; Lien, A.P. *J. Am. Chem. Soc.* **1953**, 75, 2407. For similar results, see Roberts, R.M.; Roengsumran, S. *J. Org. Chem.* **1981**, 46, 3689; Bakoss, H.J.; Roberts, R.M.G.; Sadri, A.R. *J. Org. Chem.* **1982**, 47, 4053.

⁵⁹⁹Roberts, R.M.G.; Douglass, J.E. *J. Org. Chem.* **1963**, 28, 1225.

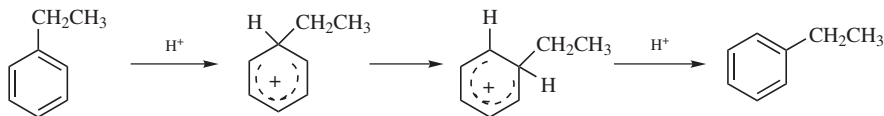
⁶⁰⁰Brown, H.C.; Jungk, H. *J. Am. Chem. Soc.* **1955**, 77, 5579; Allen, R.H.; Yats, L.D. *J. Am. Chem. Soc.* **1959**, 81, 5289.

⁶⁰¹Allen, R.H. *J. Am. Chem. Soc.* **1960**, 82, 4856.

The mechanism⁶⁰² of intermolecular rearrangement can involve free alkyl cations, but there is much evidence to show that this is not necessarily the case. For example, many of them occur without rearrangement within the alkyl group. The following mechanism has been proposed for intermolecular rearrangement without the involvement of carbocations that are separated from the ring.⁶⁰³



Evidence for this mechanism is that optically active PhCHDCH₃ labeled in the ring with ¹⁴C and treated with GaBr₃ in the presence of benzene gave ethylbenzene containing no deuterium and two deuterium atoms and that the rate of loss of radioactivity was about equal to the rate of loss of optical activity.⁶⁰³ The mechanism of intramolecular rearrangement is not very clear. 1,2-shifts of this kind have been proposed:⁶⁰⁴



There is evidence from ¹⁴C labeling that intramolecular migration occurs only through 1,2-shifts.⁶⁰⁵ Any 1,3 or 1,4 migration takes place by a series of two or more 1,2-shifts.

Phenyl groups have also been found to migrate. Thus *o*-terphenyl, heated with AlCl₃-H₂O, gave a mixture containing 7% *o*-, 70% *m*-, and 23% *p*-terphenyl.⁶⁰⁶ Alkyl groups have also been replaced by groups other than hydrogen (e.g., nitro groups).

Unlike alkylation, *Friedel-Crafts acylation* has been generally considered to be irreversible, but a number of instances of electrofugal acyl groups have been reported,⁶⁰⁷ especially where there are two ortho substituents, for example the

⁶⁰²For a review of the mechanism of this and closely related reactions, see Shine, H.J. *Aromatic Rearrangements*, Elsevier, NY, 1967, pp. 1-55.

⁶⁰³Streitwieser, Jr., A.; Reif, L. *J. Am. Chem. Soc.* **1964**, *86*, 1988.

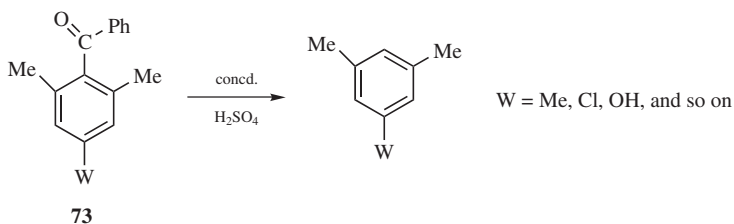
⁶⁰⁴Olah, G.A.; Meyer, M.W.; Overchuk, N.A. *J. Org. Chem.* **1964**, *29*, 2313.

⁶⁰⁵See, for example, Steinberg, H.; Sixma, F.L.J. *Recl. Trav. Chim. Pays-Bas* **1962**, *81*, 185; Koptyug, V.A.; Isaev, I.S.; Vorozhtsov, Jr., N.N. *Doklad. Akad. Nauk SSSR*, **1963**, *149*, 100.

⁶⁰⁶Olah, G.A.; Meyer, M.W. *J. Org. Chem.* **1962**, *27*, 3682.

⁶⁰⁷For some other examples see Agranat, I.; Bentor, Y.; Shih, Y. *J. Am. Chem. Soc.* **1977**, *99*, 7068; Bokova, A.I.; Buchina, I.K. *J. Org. Chem. USSR* **1984**, *20*, 1199; Benedikt, G.M.; Traynor, L. *Tetrahedron Lett.* **1987**, *28*, 763; Gore, P.H.; Moonga, B.S.; Short, E.L. *J. Chem. Soc. Perkin Trans. 2* **1988**, 485; Keumi, T.; Morita, T.; Ozawa, Y.; Kitajima, H. *Bull. Chem. Soc. Jpn.* **1989**, *62*, 599; Giordano, C.; Villa, M.; Annunziata, R. *Synth. Commun.* **1990**, *20*, 383.

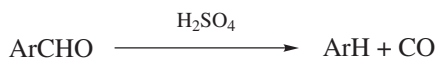
hydro-de-benzoylation of **73**.⁶⁰⁸



OS V, 332. Also see OS III, 282, 653; V, 598.

11-34 Decarbonylation of Aromatic Aldehydes

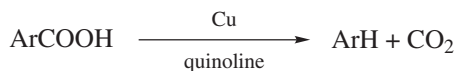
Hydro-de-formylation or Deformylation



The decarbonylation of aromatic aldehydes with sulfuric acid⁶⁰⁹ is the reverse of the *Gatterman–Koch reaction* (11-18). It has been carried out with trialkyl- and trialkoxybenzaldehydes. The reaction takes place by the ordinary arenium ion mechanism: the attacking species is H^+ and the leaving group is HCO^+ , which can lose a proton to give CO or combine with OH^- from the water solvent to give formic acid.⁶¹⁰ Aromatic aldehydes have also been decarbonylated with basic catalysts.⁶¹¹ When basic catalysts are used, the mechanism is probably similar to the $\text{S}_{\text{E}}1$ process of 11-35 (see also 14-32).

11-35 Decarboxylation of Aromatic Acids

Hydro-de-carboxylation or Decarboxylation



The decarboxylation of aromatic acids is most often carried out by heating with copper and quinoline. However, two other methods can be used with certain substrates. In one method the salt of the acid (ArCOO^-) is heated, and in the other the carboxylic acid is heated with a strong acid, often sulfuric. The latter method is accelerated by the presence of electron-donating groups in ortho and para positions

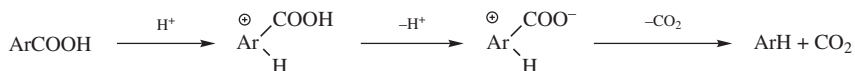
⁶⁰⁸Al-Ka'bi, J.; Farooqi, J.A.; Gore, P.H.; Moonga, B.S.; Waters, D.N. *J. Chem. Res. (S)* **1989**, 80.

⁶⁰⁹For reviews of the mechanism, see Taylor, R. in Bamford, C.H.; Tipper, C.F.H. *Comprehensive Chemical Kinetics*, Vol. 13, Elsevier, NY, **1972**, pp. 316–323; Schubert, W.M.; Kintner, R.R., in Patai, S. *The Chemistry of the Carbonyl Group*, Vol. 1, Wiley, NY, **1966**, pp. 695–760.

⁶¹⁰Burkett, H.; Schubert, W.M.; Schultz, F.; Murphy, R.B.; Talbot, R. *J. Am. Chem. Soc.* **1959**, *81*, 3923.

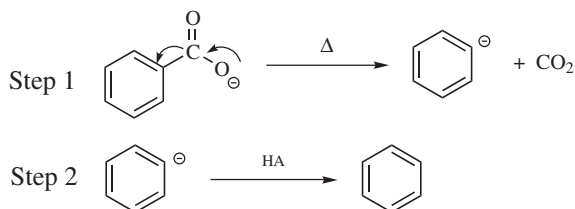
⁶¹¹Bunnett, J.F.; Miles J.H.; Nahabedian, K.V. *J. Am. Chem. Soc.* **1961**, *83*, 2512; Forbes, E.J.; Gregory, M.J. *J. Chem. Soc. B* **1968**, 205.

and by the steric effect of groups in the ortho positions; in benzene systems it is generally limited to substrates that contain such groups. In this method, decarboxylation takes place by the arenium ion mechanism,⁶¹² with



H^+ as the electrophile and CO_2 as the leaving group.⁶¹³ Evidently, the order of electrofugal ability is $\text{CO}_2 > \text{H}^+ > \text{COOH}^+$, so that it is necessary, at least in most cases, for the COOH to lose a proton before it can cleave.

When carboxylate ions are decarboxylated, the mechanism is entirely different, being of the $\text{S}_{\text{E}}1$ type. Evidence for this mechanism is that the reaction is first order and that electron-withdrawing groups, which would stabilize a carbanion, facilitate the reaction.⁶¹⁴



Despite its synthetic importance, the mechanism of the copper–quinoline method has been studied very little, but it has been shown that the actual catalyst is cuprous ion.⁶¹⁵ In fact, the reaction proceeds much faster if the acid is heated in quinoline with cuprous oxide instead of copper, provided that atmospheric oxygen is rigorously excluded. A mechanism has been suggested in which it is the cuprous salt of the acid that actually undergoes the decarboxylation.⁶¹⁵ It has been shown that cuprous salts of aromatic acids are easily decarboxylated by heating in quinoline⁶¹⁶ and that aryl-copper compounds are intermediates that can be isolated in some cases.⁶¹⁷ Metallic silver has been used in place of copper, with higher yields.⁶¹⁸

⁶¹²For a review, see Taylor, R., in Bamford, C.H.; Tipper, C.F.H. *Comprehensive Chemical Kinetics*, Vol. 13, Elsevier, NY, **1972**, pp. 303–316. For a review of isotope effect studies of this reaction, see Willi, A.V. *Isot. Org. Chem.* **1977**, *3*, 257.

⁶¹³See, for example, Los, J.M.; Rekker, R.F.; Tonsbeeck, C.H.T. *Recl. Trav. Chim. Pays-Bas* **1967**, *86*, 622; Huang, H.H.; Long, F.A. *J. Am. Chem. Soc.* **1969**, *91*, 2872; Willi, A.V.; Cho, M.H.; Won, C.M. *Helv. Chim. Acta* **1970**, *53*, 663.

⁶¹⁴See, for example, Segura, P.; Bunnett, J.F.; Villanova, L. *J. Org. Chem.* **1985**, *50*, 1041.

⁶¹⁵Cohen, T.; Schambach, R.A. *J. Am. Chem. Soc.* **1970**, *92*, 3189. See also, Aalten, H.L.; van Koten, G.; Tromp, J.; Stam, C.H.; Goubitz, K.; Mak, A.N.S. *Recl. Trav. Chim. Pays-Bas* **1989**, *108*, 295.

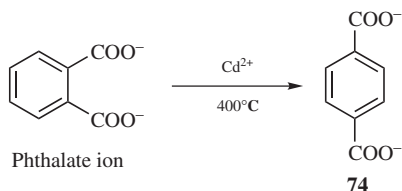
⁶¹⁶Cairncross, A.; Roland, J.R.; Henderson, R.M.; Sheppard, W.A. *J. Am. Chem. Soc.* **1970**, *92*, 3187; Cohen, T.; Berninger, R.W.; Wood, J.T. *J. Org. Chem.* **1978**, *43*, 37.

⁶¹⁷For example, see Ibne-Rasa, K.M. *J. Am. Chem. Soc.* **1962**, *84*, 4962; Tedder, J.M.; Theaker, G. *J. Chem. Soc.* **1959**, 257.

⁶¹⁸Chodowska-Palicka, J.; Nilsson, M. *Acta Chem. Scand.* **1970**, *24*, 3353.

In certain cases, the carboxyl group can be replaced by electrophiles other than hydrogen, for example NO,⁶¹⁸ I,⁶¹⁹ Br,⁶²⁰ or Hg.⁶²¹

Rearrangements are also known to take place. For example, when the phthalate ion is heated with a catalytic amount of cadmium, the terphthalate ion (**74**) is produced.⁶²²

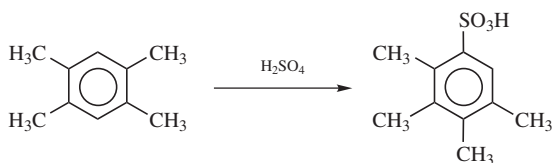


In a similar process, potassium benzoate heated with cadmium salts disproportionates to benzene and **74**. The term *Henkel reaction* (named for the company that patented the process) is used for these rearrangements.⁶²³ An S_E1 mechanism has been suggested.⁶²⁴ The terphthalate is the main product because it crystallizes from the reaction mixture, driving the equilibrium in that direction.⁶²⁵

For aliphatic decarboxylation, see **12-40**.

OS **I**, 274, 455, 541; **II**, 100, 214, 217, 341; **III**, 267, 272, 471, 637; **IV**, 590, 628; **V**, 635, 813, 982, 985. Also see, OS **I**, 56.

11-36 The Jacobsen Reaction



When polyalkyl- or polyhalobenzenes are treated with sulfuric acid, the ring is sulfonated, but rearrangement also takes place. The reaction, known as the *Jacobsen reaction*, is limited to benzene rings that have at least four substituents, which can be any combination of alkyl and halogen groups, where the alkyl groups can be

⁶¹⁹Singh, R.; Just, G. *Synth. Commun.* **1988**, *18*, 1327.

⁶²⁰For example, see Grovenstein, Jr., E.; Ropp, G.A. *J. Am. Chem. Soc.* **1956**, *78*, 2560.

⁶²¹For a review, see Larock, R.C. *Organomercury Compounds in Organic Synthesis*, Springer, NY, **1985**, pp. 101–105.

⁶²²Raecke, B. *Angew. Chem.* **1958**, *70*, 1; Riedel, O.; Kienitz, H. *Angew. Chem.* **1960**, *72*, 738; McNelis, E. *J. Org. Chem.* **1965**, *30*, 1209; Ogata, Y.; Nakajima, K. *Tetrahedron* **1965**, *21*, 2393; Ratusky, J.; Sorm, F. *Chem. Ind. (London)*, **1966**, 1798.

⁶²³For a review, see Ratusky, J., in Patai, S. *The Chemistry of Acid Derivatives*, pt. 1, Wiley, NY, **1979**, pp. 915–944.

⁶²⁴See Ratusky, J. *Collect. Czech. Chem. Commun.* **1973**, *38*, 74, 87, and references cited therein.

⁶²⁵Ratusky, J. *Collect. Czech. Chem. Commun.* **1968**, *33*, 2346.


ethyl or methyl and the halogen iodo, chloro, or bromo. When isopropyl or *tert*-butyl groups are on the ring, these groups are cleaved to give alkenes. Since a sulfo group can later be removed (**11-38**), the Jacobsen reaction can be used as a means of rearranging polyalkylbenzenes. The rearrangement always brings the alkyl or halo groups closer together than they were originally. Side products in the case illustrated above are pentamethylbenzenesulfonic acid, 2,4,5-trimethylbenzenesulfonic acid, and so on, indicating an intermolecular process, at least partially.

The mechanism of the Jacobsen reaction is not established,⁶²⁶ but there is evidence, at least for polymethylbenzenes, that the rearrangement is intermolecular, and that the species to which the methyl group migrates is a polymethylbenzene, not a sulfonic acid. Sulfonation takes place after the migration.⁶²⁷ It has been shown by labeling that ethyl groups migrate without internal rearrangement.⁶²⁸

Isomerization of alkyl groups in substituted biphenyls has been observed⁶²⁹ when the medium is a superacid (see p. 236).

B. Oxygen Leaving Groups

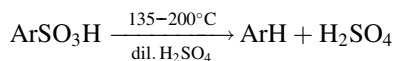
11-37 Deoxygenation



In a few cases, it is possible to remove an oxygen substituent directly from the aromatic ring. Treatment of an aryl mesylate (ArOMs) with a nickel catalyst in DMF, for example, leads to the deoxygenated product, Ar-H.⁶³⁰

C. Sulfur Leaving Groups

11-38 Desulfonation or Hydro-de-sulfonation



The cleavage of sulfo groups from aromatic rings is the reverse of **11-7**.⁶³¹ By the principle of microscopic reversibility, the mechanism is also the reverse.⁶³² Dilute H₂SO₄ is generally used, as the reversibility of sulfonation decreases with

⁶²⁶For discussions, see Suzuki, H. *Bull. Chem. Soc. Jpn.* **1963**, 36, 1642; Koeberg-Telder, A.; Cerfontain, H. *J. Chem. Soc. Perkin Trans. 2* **1977**, 717; Cerfontain, H. *Mechanistic Aspects in Aromatic Sulfonation and Desulfonation*, Wiley, NY, **1968**, pp. 214–226; Taylor, R., in Bamford, C.H.; Tipper, C.F.H. *Comprehensive Chemical Kinetics*, Vol. 13, Elsevier, NY, **1972**, pp. 22–32, 48–55.

⁶²⁷Koeberg-Telder, A.; Cerfontain, H. *Recl. Trav. Chim. Pays-Bas* **1987**, 106, 85; Cerfontain, H.; Koeberg-Telder, A. *Can. J. Chem.* **1988**, 66, 162.

⁶²⁸Marvell, E.N.; Webb, D. *J. Org. Chem.* **1962**, 27, 4408.

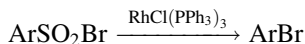
⁶²⁹Sherman, S. C.; Iretskii, A. V.; White, M. G.; Gumienny, C.; Tolbert, L. M.; Schiraldi, D. A. *J. Org. Chem.* **2002**, 67, 2034.

⁶³⁰Sasaki, K.; Kubo, T.; Sakai, M.; Kuroda, Y. *Chem. Lett.* **1997**, 617.

⁶³¹For reviews, see Cerfontain, H. *Mechanistic Aspects in Aromatic Sulfonation and Desulfonation*, Wiley, NY, **1968**, pp. 185–214; Taylor, R., in Bamford, C.H.; Tipper, C.F.H. *Comprehensive Chemical Kinetics*, Vol. 13, Elsevier, NY, **1972**, pp. 349–355; Gilbert, E.E. *Sulfonation and Related Reactions*, Wiley, NY, **1965**, pp. 427–442. See also, Krylov, E.N. *J. Org. Chem. USSR* **1988**, 24, 709.

⁶³²For a discussion, see Kozlov, V.A.; Bagrovskaya, N.A. *J. Org. Chem. USSR* **1989**, 25, 1152.

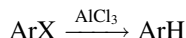
increasing H₂SO₄ concentration. The reaction permits the sulfo group to be used as a blocking group to direct meta and then to be removed. The sulfo group has also been replaced by nitro and halogen groups. Sulfo groups have also been removed from the ring by heating with an alkaline solution of Raney nickel.⁶³³ In another catalytic process, aromatic sulfonyl bromides or chlorides are converted to aryl bromides or chlorides, respectively, on heating with chlorotris(triphenylphosphine) rhodium(I).⁶³⁴ This reaction is similar to the decarbonylation of aromatic acyl halides mentioned in **14-32**.



OS I, 388; II, 97; III, 262; IV, 364. Also see OS I, 519; II, 128; V, 1070.

D. Halogen Leaving groups

11-39 Dehalogenation or Hydro-de-halogenation



Aryl halides can be dehalogenated by Friedel–Crafts catalysts. Iodine is the most easily cleaved. Dechlorination is seldom performed and defluorination apparently never. The reaction is most successful when a reducing agent, say, Br[−] or I[−] is present to combine with the I⁺ or Br⁺ coming off.⁶³⁵ Except for deiodination, the reaction is seldom used for preparative purposes. Migration of halogen is also found,⁶³⁶ both intramolecular⁶³⁷ and intermolecular.⁶³⁸ The mechanism is probably the reverse of that of **11-10**.⁶³⁹ Debromination of aromatic rings having two attached amino groups was accomplished by refluxing in aniline containing acetic acid/HBr.⁶⁴⁰

Rearrangement of polyhalobenzenes can also be catalyzed by very strong bases; for example 1,2,4-tribromobenzene is converted to 1,3,5-tribromobenzene by treatment with PhNHK.⁶⁴¹ This reaction, which involves aryl carbanion intermediates (S_E1 mechanism), has been called the *halogen dance*.⁶⁴²

⁶³³Feigl, F. *Angew. Chem.* **1961**, 73, 113.

⁶³⁴Blum, J.; Scharf, G. *J. Org. Chem.* **1970**, 35, 1895.

⁶³⁵Pettit, G.R.; Piatak, D.M. *J. Org. Chem.* **1960**, 25, 721.

⁶³⁶Olah, G.A.; Tolgyesi, W.S.; Dear, R.E.A. *J. Org. Chem.* **1962**, 27, 3441, 3449, 3455; De Valois, P.J.; Van Albada, M.P.; Veenland, J.U. *Tetrahedron* **1968**, 24, 1835; Olah, G.A.; Meidar, D.; Olah, J.A. *Nouv. J. Chim.*, **1979**, 3, 275.

⁶³⁷Koptyug, V.A.; Isaev, I.S.; Gershtein, N.A.; Berezovskii, G.A. *J. Gen. Chem. USSR* **1964**, 34, 3830; Erykalov, Yu.G.; Becker, H.; Belokurova, A.P. *J. Org. Chem. USSR* **1968**, 4, 2054; Jacquesy, J.; Jouannetaud, M. *Tetrahedron Lett.* **1982**, 23, 1673.

⁶³⁸Augustijn, G.J.P.; Kooyman, E.C.; Louw, R. *Recl. Trav. Chim. Pays-Bas* **1963**, 82, 965.

⁶³⁹Choguill, H.S.; Ridd, J.H. *J. Chem. Soc.* **1961**, 822; Shine, H.J. *Aromatic Rearrangements*, Elsevier, NY, **1967**, p. 1; Ref. 636.

⁶⁴⁰Choi, H.; Chi, D.Y. *J. Am. Chem. Soc.* **2001**, 123, 9202.

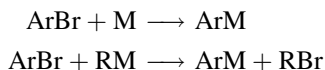
⁶⁴¹Moyer, Jr., C.E.; Bunnett, J.F. *J. Am. Chem. Soc.* **1963**, 85, 1891.

⁶⁴²Bunnett, J.F. *Acc. Chem. Res.* **1972**, 5, 139; Mach, M.H.; Bunnett, J.F. *J. Org. Chem.* **1980**, 45, 4660; Sauter, F.; Fröhlich, H.; Kalt, W. *Synthesis* **1989**, 771.

Removal of halogen from aromatic rings can also be accomplished by various reducing agents, among them Bu_3SnH ,⁶⁴³ catalytic hydrogenolysis,⁶⁴⁴ catalytic transfer hydrogenolysis,⁶⁴⁵ $\text{Fe}(\text{CO})_5$,⁶⁴⁶ Na-Hg in liquid NH_3 ,⁶⁴⁷ LiAlH_4 ,⁶⁴⁸ LiAlH_4 and a NbCl_5 catalyst,⁶⁴⁹ NaBH_4 and a catalyst,⁶⁵⁰ Ni/C with $\text{Me}_2\text{NH}\cdot\text{BH}_3$,⁶⁵¹ NaH ,⁶⁵² HCOOH ⁶⁵³ or aqueous HCOO^- ⁶⁵⁴ with Pd/C , and Raney nickel in alkaline solution,⁶⁵⁵ the last method being effective for fluorine, as well as for the other halogens. Carbon monoxide, with potassium tetracarbonylhydrideferate $\text{KHF}(\text{CO})_4$ as a catalyst, specifically reduces aryl iodides.⁶⁵⁶ Polymethylhydrosiloxane (PHMS) and KF , with a palladium catalyst, also reduces aryl iodides.⁶⁵⁷ Not all these reagents operate by electrophilic substitution mechanisms. Some are nucleophilic substitutions and some are free-radical processes. Photochemical⁶⁵⁸ and electrochemical⁶⁵⁹ reduction are also known. Halogen can also be removed from aromatic rings indirectly by conversion to Grignard reagents (**12-38**) followed by hydrolysis (**11-41**).

OS III, 132, 475, 519; V, 149, 346, 998; VI, 82, 821.

11-40 Formation of Organometallic Compounds



⁶⁴³Maitra, U.; Sarma, K.D. *Tetrahedron Lett.* **1994**, 35, 7861.

⁶⁴⁴For example, see Subba Rao, Y.V.; Mukkanti, K.; Choudary, B.M. *J. Organomet. Chem.* **1989**, 367, C29. See also, Sajiki, H.; Kume, A.; Hattori, K.; Hirota, K. *Tetrahedron Lett.* **2002**, 43, 7247.

⁶⁴⁵Anwer, M.K.; Spatola, A.F. *Tetrahedron Lett.* **1985**, 26, 1381.

⁶⁴⁶Brunet, J.-J.; El Zaizi, A. *Bull. Soc. Chim. Fr.* **1996**, 133, 75.

⁶⁴⁷Austin, E.; Alonso, R.A.; Rossi, R.A. *J. Chem. Res. (S)* **1990**, 190.

⁶⁴⁸Karabatsos, G.J.; Shone, R.L. *J. Org. Chem.* **1968**, 33, 619; Brown, H.C.; Chung, S.; Chung, F. *Tetrahedron Lett.* **1979**, 2473. Evidence for a free-radical mechanism has been found in this reaction; see Chung, F.; Filmore, K.L. *J. Chem. Soc., Chem. Commun.* **1983**, 358; Beckwith, A.L.J.; Goh, S.H. *J. Chem. Soc., Chem. Commun.* **1983**, 905. See also, Beckwith, A.L.J.; Goh, S.H. *J. Chem. Soc., Chem. Commun.* **1983**, 907; Han, B.H.; Baudjouk, P. *Tetrahedron Lett.* **1982**, 23, 1643.

⁶⁴⁹Fuchibe, K.; Akiyama, T. *Synlett* **2004**, 1282.

⁶⁵⁰Egli, R.A. *Helv. Chim. Acta* **1968**, 51, 2090; Lin, S.; Roth, J.A. *J. Org. Chem.* **1979**, 44, 309; Narisada, M.; Horibe, I.; Watanabe, F.; Takeda, K. *J. Org. Chem.* **1989**, 54, 5308.

⁶⁵¹Lipshutz, B.H.; Tomioka, T.; Sato, K. *Synlett* **2001**, 970; Lipshutz, B.H.; Tomioka, T.; Pfeiffer, S.S. *Tetrahedron Lett.* **2001**, 42, 7737.

⁶⁵²Nelson, R.B.; Gribble, G.W. *J. Org. Chem.* **1974**, 39, 1425.

⁶⁵³Baren, J.P.; Baghel, S.S.; McCloskey, P.J. *Synth. Commun.* **1993**, 23, 1601.

⁶⁵⁴Arcadi, A.; Cerichelli, G.; Chiarini, M.; Vico, R.; Zorzan, D. *Eur. J. Org. Chem.* **2004**, 3404.

⁶⁵⁵Buu-Hoï, N.P.; Xuong, N.D.; van Bac, N. *Bull. Soc. Chim. Fr.* **1963**, 2442; de Koning, A.J. *Org. Prep. Proced. Int.* **1975**, 7, 31.

⁶⁵⁶Brunet, J.; Taillefer, M. *J. Organomet. Chem.* **1988**, 348, C5.

⁶⁵⁷Maleczka, Jr., R.E.; Rahaim, Jr., R.J.; Teixeira, R.R. *Tetrahedron Lett.* **2002**, 43, 7087.

⁶⁵⁸See, for example, Pinhey, J.T.; Rigby, R.D.G. *Tetrahedron Lett.* **1969**, 1267, 1271; Barltrop, J.A.; Bradbury, D. *J. Am. Chem. Soc.* **1973**, 95, 5085.

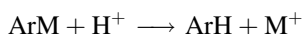
⁶⁵⁹See Fry, A.J. *Synthetic Organic Electrochemistry*, 2nd ed., Wiley, NY, **1989**, pp. 142–143. Also see, Bhuvaneswari, N.; Venkatachalam, C.S.; Balasubramanian, K.K. *Tetrahedron Lett.* **1992**, 33, 1499.

These reactions are considered along with their aliphatic counterparts at reactions **12-38** and **12-39**.

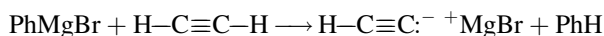
E. Metal Leaving Groups

11-41 Hydrolysis of Organometallic Compounds

Hydro-de-metallation or Demetallation



Organometallic compounds can be hydrolyzed by acid treatment. For active metals, such as Mg, Li, and so on water is sufficiently acidic. The most important example of this reaction is hydrolysis of Grignard reagents, but M may be many other metals or metalloids. Examples are SiR_3 , HgR, Na, and $\text{B}(\text{OH})_2$. Since aryl Grignard and aryllithium compounds are fairly easy to prepare, they are often used to prepare salts of weak acids, such as alkynes.



Where the bond between the metal and the ring is covalent, the usual arenium ion mechanism operates.⁶⁶⁰ Where the bonding is essentially ionic, this is a simple acid-base reaction. For the aliphatic counterpart of this reaction, see reaction **12-24**.

Other reactions of aryl organometallic compounds are treated with their aliphatic analog: reactions **12-25-12-27** and **12-30-12-37**.

⁶⁶⁰For a discussion of the mechanism, see Taylor, R., in Bamford, C.H.; Tipper, C.F.H. *Comprehensive Chemical Kinetics*, Vol. 13, Elsevier, NY, **1972**, pp. 278-303, 324-349.

Aliphatic, Alkenyl, and Alkynyl Substitution, Electrophilic and Organometallic

In Chapter 11, it was pointed out that the most important leaving groups in electrophilic substitution are those that can best exist with an outer shell that is deficient in a pair of electrons. For aromatic systems, the most common leaving group is the proton. The proton is also a leaving group in aliphatic systems, but the reactivity depends on the acidity. Protons in saturated alkanes are very unreactive, but electrophilic substitutions are often easily carried out at more acidic positions, for example, α to a carbonyl group, or at an alkynyl position ($\text{RC}\equiv\text{CH}$). Since metallic ions are easily able to bear positive charges, we might expect that organometallic compounds would be especially susceptible to electrophilic substitution, and this is indeed the case.¹ Another important type of electrophilic substitution, known as *anionic cleavage*, involves the breaking of C–C bonds; in these reactions there are carbon leaving groups (12-40–12-46). A number of electrophilic substitutions at a nitrogen atom are treated at the end of the chapter.

Since a carbanion is what remains when a positive species is removed from a carbon atom, the subject of carbanion structure and stability (Chapter 5) is inevitably related to the material in this chapter. So is the subject of very weak acids and very strong bases (Chapter 8), because the weakest acids are those in which the hydrogen is bonded to carbon.

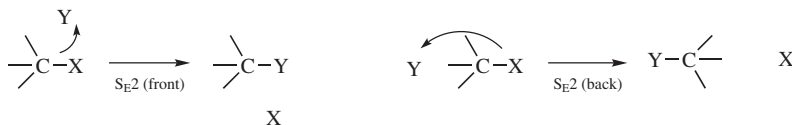
¹For books on the preparation and reactions of organometallic compounds, see Hartley, F.R.; Patai, S. *The Chemistry of the Metal-Carbon Bond*, 5 vols., Wiley, NY, 1984–1990; Haiduc, I.; Zuckerman, J.J. *Basic Organometallic Chemistry*, Walter de Gruyter, NY, 1985; Negishi, E. *Organometallics in Organic Synthesis*, Wiley, NY, 1980; Aylett, B.J. *Organometallic Compounds*, 4th ed., Vol. 1, pt. 2, Chapman and Hall, NY, 1979; Coates, G.E.; Green, M.L.H.; Wade, K. *Organometallic Compounds*, 3rd ed., 2 vols., Methuen, London, 1967–1968; Eisch, J.J. *The Chemistry of Organometallic Compounds*, Macmillan, NY, 1967. For reviews, see Maslowsky, Jr., E. *Chem. Soc. Rev.* 1980, 9, 25, and in Tsutsui, M. *Characterization of Organometallic Compounds*, Wiley, NY, 1969–1971, the articles by Cartledge, F.K.; Gilman, H. pt. 1, pp. 1–33, and by Reichle, W.T. pt. 2, pp. 653–826.

MECHANISMS

For aliphatic electrophilic substitution, we can distinguish at least four possible major mechanisms,² which we call S_E1, S_E2 (front), S_E2 (back), and S_Ei. The S_E1 is unimolecular; the other three are bimolecular. It is noted that the term “S_EAr” has been proposed to represent electrophilic aromatic substitution, so that the term “S_E2” refers exclusively to electrophilic substitutions where a steric course is possible.³ To describe the steric course of an aliphatic substitution reaction, the suffixes “ret” and “inv” were proposed, referring to retention and inversion of configuration, respectively.

BIMOLECULAR MECHANISMS. S_E2 AND S_Ei

The bimolecular mechanisms for electrophilic aliphatic substitution are analogous to the S_N2 mechanism in that the new bond forms as the old one breaks. However, in the S_N2 mechanism the incoming group brings with it a pair of electrons, and this orbital can overlap with the central carbon only to the extent that the leaving group takes away its electrons; otherwise the carbon would have more than eight electrons at once in its outer shell. Since electron clouds repel, this means also that the incoming group attacks backside, at a position 180° from the leaving group, resulting in inversion of configuration. When the nucleophilic species attacks (donates electrons to) an electrophile, which brings to the substrate only a vacant orbital, predicting the direction the attack is not as straightforward. We can imagine two main possibilities: delivery of the electrophile to the front, which we call S_E2 (front), and delivery of the electrophile to the rear, which we call S_E2 (back). The possibilities can be pictured (charges not shown):

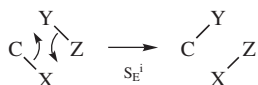


Both the S_E2 (front) and S_E2 (back) mechanisms are designated D_EA_E in the IUPAC system. With substrates in which we can distinguish the possibility, the former

²For monographs, see Abraham, M.H. *Comprehensive Chemical Kinetics*, Bamford, C.H.; Tipper, C.F.H. Eds., Vol. 12, Elsevier, NY, 1973; Jensen, F.R.; Rickborn, B. *Electrophilic Substitution of Organomercurials*, McGraw-Hill, NY, 1968; Reutov, O.A.; Beletskaya, I.P. *Reaction Mechanisms of Organometallic Compounds*, North-Holland Publishing Company, Amsterdam, The Netherlands, 1968. For reviews, see Abraham, M.H.; Grellier, P.L., in Hartley, F.R.; Patai, S. *The Chemistry of the Metal-Carbon Bond*, Vol. 2, Wiley, NY, pp. 25–149; Beletskaya, I.P. *Sov. Sci. Rev. Sect. B* 1979, 1, 119; Reutov, O.A. *Pure Appl. Chem.* 1978, 50, 717; 1968, 17, 79; *Tetrahedron* 1978, 34, 2827; *J. Organomet. Chem.* 1975, 100, 219; *Russ. Chem. Rev.* 1967, 36, 163; *Fortschr. Chem. Forsch.* 1967, 8, 61; Matteson, D.S. *Organomet. Chem. Rev. Sect. A* 1969, 4, 263; Dessy, R.E.; Kitching, W. *Adv. Organomet. Chem.* 1966, 4, 267.

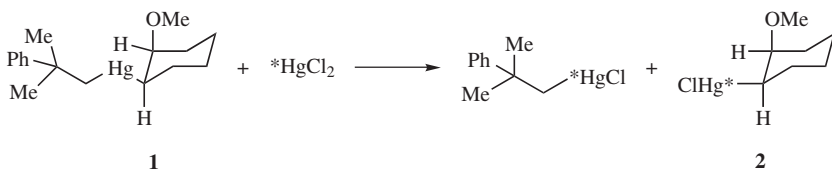
³Gawley, R.E. *Tetrahedron Lett.* 1999, 40, 4297.

mechanism should result in retention of configuration and the latter in inversion. The reaction of allylsilanes with adamantyl chloride and TiCl_4 , for example, gives primarily the antiprodut via a $\text{S}_{\text{E}}2'$ reaction.⁴ When the electrophile reacts from the front, there is a third possibility. A portion of the electrophile may assist in the removal of the leaving group, forming a bond with it at the same time that the new C–Y bond is formed:



This mechanism, which we call the S_{Ei} mechanism⁵ (IUPAC designation: *cyclo-D_EA_ED_nA_n*), also results in retention of configuration.⁶ Plainly, where a second-order mechanism involves this kind of internal assistance, backside attack is impossible.

It is evident that these three mechanisms are not easy to distinguish. All three give second-order kinetics, and two result in retention of configuration.⁷ In fact, although much work has been done on this question, there are few cases in which we can unequivocally say that one of these three and not another is actually



taking place. Clearly, a study of the stereochemistry can distinguish between $\text{S}_{\text{E}}2$ (back) on the one hand and $\text{S}_{\text{E}}2$ (front) or S_{Ei} on the other. Many such investigations have been made. In the overwhelming majority of second-order electrophilic substitutions, the result has been retention of configuration or some other indication of frontside attack, indicating an $\text{S}_{\text{E}}2$ (front) or S_{Ei} mechanism. For example, when *cis*-1 was treated with labeled mercuric chloride, the **2** produced was 100% *cis*. The bond between the mercury and the ring must have been broken (as well as the other Hg–C bond), since each of the products contained about half of the labeled mercury.⁸ Another indication of frontside attack is that second-order

⁴Buckle, M.J.C.; Fleming, I.; Gil, S. *Tetrahedron Lett.* **1992**, 33, 4479.

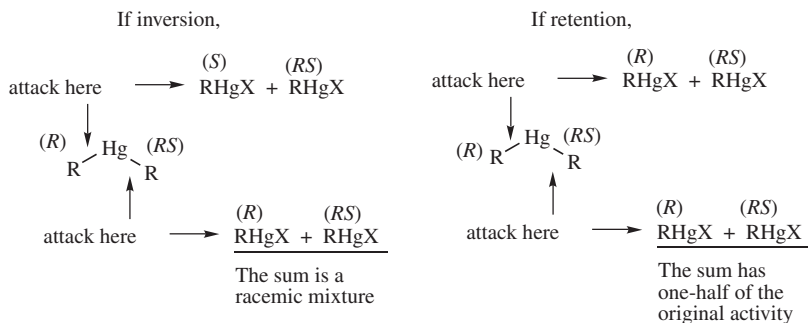
⁵The names for these mechanisms vary throughout the literature. For example, the S_{Ei} mechanism has also been called the $\text{S}_{\text{F}}2$, the $\text{S}_{\text{E}}2$ (closed), and the $\text{S}_{\text{E}}2$ (cyclic) mechanism. The original designations, $\text{S}_{\text{E}}1$, $\text{S}_{\text{E}}2$, and so on, were devised by the Hughes–Ingold school.

⁶It has been contended that the S_{Ei} mechanism violates the principle of conservation of orbital symmetry (p. 1208), and that the $\text{S}_{\text{E}}2$ (back) mechanism partially violates it: Slack, D.A.; Baird, M.C. *J. Am. Chem. Soc.* **1976**, 98, 5539.

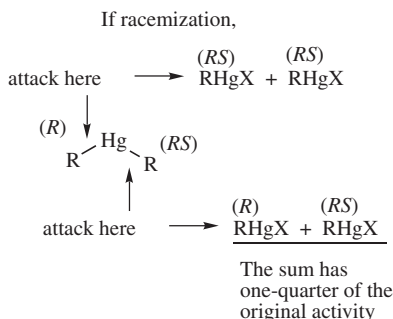
⁷For a review of the stereochemistry of reactions in which a carbon-transition-metal σ bond is formed or broken, see Flood, T.C. *Top. Stereochem.* **1981**, 12, 37. See also Jensen, F.R.; Davis, D.D. *J. Am. Chem. Soc.* **1971**, 93, 4048.

⁸Winstein, S.; Traylor, T.G.; Garner, C.S. *J. Am. Chem. Soc.* **1955**, 77, 3741.

electrophilic substitutions proceed very easily at *bridgehead* carbons (see p. 429).⁹ Still another indication is the behavior of neopentyl as a substrate. S_N2 reactions at neopentyl are extremely slow (p. 479), because attack from the rear is blocked and the transition state for the reaction lies very high in energy. The fact that neopentyl systems undergo electrophilic substitution only slightly more slowly than ethyl¹⁰ is further evidence for frontside attack. One final elegant experiment may be noted.



The compound di-*sec*-butylmercury was prepared with one *sec*-butyl group optically active and the other racemic.¹¹ This was accomplished by treatment of optically active *sec*-butylmercuric bromide with racemic *sec*-butylmagnesium bromide. The di-*sec*-butyl compound was then treated with mercuric bromide to give 2 equivalents of *sec*-butylmercuric bromide. The steric course of the reaction could then be predicted by the following analysis, assuming that the bonds between the mercury and each carbon have a 50% chance of breaking. The original activity referred to is the activity of the optically active *sec*-butylmercuric bromide used to make the dialkyl compound. The actual result was that, under several different sets of conditions, the product had one-half of the original activity, demonstrating retention of configuration.



⁹Winstein, S.; Traylor, T.G. *J. Am. Chem. Soc.* **1956**, 78, 2597; Schöllkopf, U. *Angew. Chem.* **1960**, 72, 147. For a discussion, see Fort Jr., R.C.; Schleyer, P.v.R. *Adv. Alicyclic Chem.* **1966**, 1, 283, pp. 353–370.

¹⁰Hughes, E.D.; Volger, H.C. *J. Chem. Soc.* **1961**, 2359.

¹¹Jensen, F.R. *J. Am. Chem. Soc.* **1960**, 82, 2469; Ingold, C.K. *Helv. Chim. Acta* **1964**, 47, 1191.

However, inversion of configuration has been found in certain cases, demonstrating that the S_E2 (back) mechanism can take place. For example, the reaction of optically active *sec*-butyltrineopentyltin with bromine (**12-40**) gives inverted *sec*-butyl bromide.¹² A number of other organometallic compounds have also been shown to give inversion when treated with halogens,¹³ although others do not.¹⁴ So far, no inversion has been found with an organomercury substrate. It may be that still other examples of backside



attack exist,¹⁵ but have escaped detection because of the difficulty in preparing compounds with a configurationally stable carbon–metal bond. Compounds that are chiral because of a stereogenic carbon at which a carbon–metal bond is located¹⁶ are often difficult to resolve and once resolved are often easily racemized. The resolution has been accomplished most often with organomercury compounds,¹⁷ and most stereochemical investigations have therefore been made with these substrates. Only a few optically active Grignard reagents have been prepared¹⁸ (i.e., in which the only stereogenic center is the carbon bonded to the magnesium). Because of this, the steric course of electrophilic substitutions at the C–Mg bond has not often been determined. However, in one such case, the reaction of both the *exo* and *endo* isomers of the 2-norbornyl Grignard reagent with HgBr₂ (to give 2-norbornylmercuric bromide) has been shown to proceed with retention of configuration.¹⁹ It is likely that inversion takes place only when steric hindrance

¹²Jensen, F.R.; Davis, D.D. *J. Am. Chem. Soc.* **1971**, *93*, 4048. For a review of the stereochemistry of S_E2 reactions with organotin substrates, see Fukuto, J.M.; Jensen, F.R. *Acc. Chem. Res.* **1983**, *16*, 177.

¹³For example, See Applequist, D.E.; Chmurny, G.N. *J. Am. Chem. Soc.* **1967**, *89*, 875; Glaze, W.H.; Selman, C.M.; Ball Jr., A.L.; Bray, L.E. *J. Org. Chem.* **1969**, *34*, 641; Brown, H.C.; Lane, C.F. *Chem. Commun.* **1971**, 521; Jensen, F.R.; Madan, V.; Buchanan, D.H. *J. Am. Chem. Soc.* **1971**, *93*, 5283; Espenson, J.H.; Williams, D.A. *J. Am. Chem. Soc.* **1974**, *96*, 1008; Bock, P.L.; Boschetto, D.J.; Rasmussen, J.R.; Demers, J.P.; Whitesides, G.M. *J. Am. Chem. Soc.* **1974**, *96*, 2814; Magnuso, R.H.; Halpern, J.; Levitin, I.Ya.; Vol'pin, M.E. *J. Chem. Soc. Chem. Commun.* **1978**, 44.

¹⁴See, for example, Rahm, A.; Pereyre, M. *J. Am. Chem. Soc.* **1977**, *99*, 1672; McGahey, L.F.; Jensen, F.R. *J. Am. Chem. Soc.* **1979**, *101*, 4397. Electrophilic bromination of certain organotin compounds was found to proceed with inversion favored for equatorial and retention for axial C–Sn bonds: Olszowy, H.A.; Kitching, W. *Organometallics* **1984**, *3*, 1676. For a similar result, see Rahm, A.; Grimeau, J.; Pereyre, M. *J. Organomet. Chem.* **1985**, *286*, 305.

¹⁵Cases of inversion involving replacement of a metal by a metal have been reported. See Tada, M.; Ogawa, H. *Tetrahedron Lett.* **1973**, 2639; Fritz, H.L.; Espenson, J.H.; Williams, D.A.; Molander, G.A. *J. Am. Chem. Soc.* **1974**, *96*, 2378; Gielen, M.; Fosty, R. *Bull. Soc. Chim. Belg.* **1974**, *83*, 333; Bergbreiter, D.E.; Rainville, D.P. *J. Organomet. Chem.* **1976**, *121*, 19.

¹⁶For a monograph, see Sokolov, V.I. *Chirality and Optical Activity in Organometallic Compounds*, Gordon and Breach, NY, **1990**.

¹⁷Organomercury compounds were first resolved by three groups: Jensen, F.R.; Whipple, L.D.; Wedegaertner, D.K.; Landgrebe, J.A. *J. Am. Chem. Soc.* **1959**, *81*, 1262; Charman, H.B.; Hughes, E.D.; Ingold, C.K. *J. Chem. Soc.* **1959**, 2523, 2530; Reutov, O.A.; Uglova, E.V. *Bull. Acad. Sci. USSR Div. Chem. Sci.* **1959**, 735.

¹⁸This was done first by Walborsky, H.M.; Young, A.E. *J. Am. Chem. Soc.* **1964**, *86*, 3288.

¹⁹Jensen, F.R.; Nakamaye, K.L. *J. Am. Chem. Soc.* **1966**, *88*, 3437.

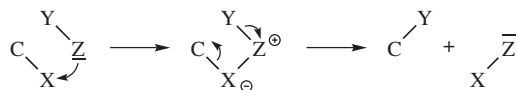
prevents reaction on the frontside and when the electrophile does not carry a Z group (p. 754).

The S_E2 (back) mechanism can therefore be identified in certain cases (if inversion of configuration is found), but it is plain that stereochemical investigations cannot distinguish between the S_E2 (front) and the S_Ei mechanisms and that, in the many cases where configurationally stable substrates cannot be prepared, such investigations are of no help at all in distinguishing among all three of the second-order mechanisms. Unfortunately, there are not many other methods that lead to unequivocal conclusions. One method that has been used in an attempt to distinguish between the S_Ei mechanism on the one hand and the S_E2 pathways on the other involves the study of salt effects on the rate. It may be recalled (p. 501) that reactions in which neutral starting molecules acquire charges in the transition state are aided by an increasing concentration of added ions. Thus the S_Ei mechanism would be less influenced by salt effects than would either of the S_E2 mechanisms. On this basis, Abraham and co-workers²⁰ concluded that the reactions $R_4Sn + HgX_2 \rightarrow RHgX + R_3SnX$ (X = Cl or I) take place by S_E2 and not by S_Ei mechanisms. Similar investigations involve changes in solvent polarity (see also, p. 765).²¹ In the case of the reaction



(where $R = R' = iPr$ and $R = iPr$, $R' = neopentyl$), the use of polar solvents gave predominant inversion, while nonpolar solvents gave predominant retention.²²

On the basis of evidence from reactivity studies, it has been suggested²³ that a variation of the S_Ei mechanism is possible in which the group Z becomes attached to X before the latter becomes detached:



This process has been called the S_EC²² or S_E2 (co-ord)²⁴ mechanism (IUPAC designation $A_n + cyclo\text{-}D_EA_E D_n$).

It has been shown that in certain cases (e.g., $Me_4Sn + I_2$) the reactants in an S_E2 reaction, when mixed, give rise to an immediate charge-transfer spectrum (p. 115), showing that an electron donor-acceptor (EDA) complex has been formed.²⁵ In these cases it is likely that the EDA complex is an intermediate in the reaction.

²⁰Abraham, M.H.; Johnston, G.F. *J. Chem. Soc. A*, **1970**, 188.

²¹See, for example, Abraham, M.H.; Dorrell, F.J. *J. Chem. Soc. Perkin Trans. 2* **1973**, 444.

²²Fukuto, J.M.; Newman, D.A.; Jensen, F.R. *Organometallics* **1987**, 6, 415.

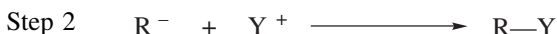
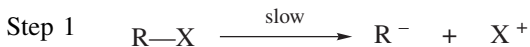
²³Abraham, M.H.; Hill, J.A. *J. Organomet. Chem.* **1967**, 7, 11.

²⁴Abraham, M.H. *Comprehensive Chemical Kinetics*, Bamford, C.H.; Tipper, C.F.H. Eds., Vol. 12, Elsevier, NY, **1973**, p. 15.

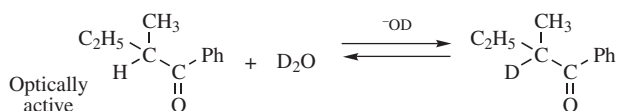
²⁵Fukuzumi, S.; Kochi, J.K. *J. Am. Chem. Soc.* **1980**, 102, 2141, 7290.

THE S_E1 MECHANISM

The S_E1 mechanism is analogous to the S_N1. It involves two steps: a slow ionization and a fast combination.



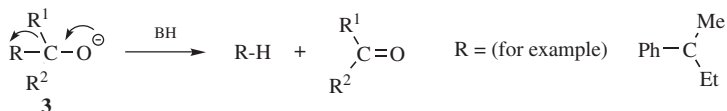
The IUPAC designation is D_E + A_E. First-order kinetics are predicted and many such examples have been found. Other evidence for the S_E1 mechanism was obtained in a study of base-catalyzed tautomerization. In the reaction



the rate of deuterium exchange was the same as the rate of racemization²⁶ and there was an isotope effect.²⁷

The S_N1 reactions do not proceed at strained bridgehead carbons (e.g., in [2.2.1] bicyclic systems, p. 435) because planar carbocations cannot form at these carbons. However, carbanions not stabilized by resonance are probably not planar, and S_E1 reactions readily occur with this type of substrate. Indeed, the question of carbanion structure is intimately tied into the problem of the stereochemistry of the S_E1 reaction. If a carbanion is planar, racemization should occur. If it is pyramidal and *can hold its structure*, the result should be retention of configuration. On the other hand, even a pyramidal carbanion will give racemization if it cannot hold its structure, that is, if there is pyramidal inversion as with amines (p. 142). Unfortunately, the only carbanions that can be studied easily are those stabilized by resonance, which makes them planar, as expected (p. 258). For simple alkyl carbanions, the main approach to determining structure has been to study the stereochemistry of S_E1 reactions rather than the other way around. Racemization is almost always observed, but whether this is caused by planar carbanions or by oscillating pyramidal carbanions is not known. In either case racemization occurs whenever a carbanion is completely free or is symmetrically solvated.

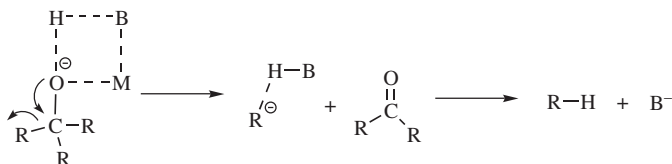
However, even planar carbanions need not give racemization. Cram found that retention and even inversion can occur in the alkoxide (see **3**) cleavage reaction (**12-41**):



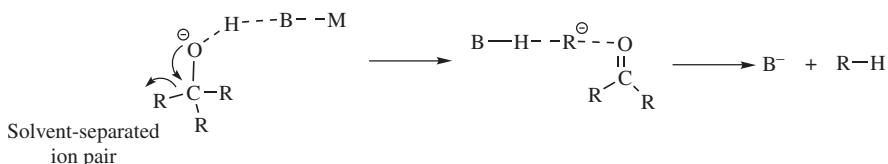
²⁶Hsu, S.K.; Ingold, C.K.; Wilson, C.L. *J. Chem. Soc.* **1938**, 78.

²⁷Wilson, C.L. *J. Chem. Soc.* **1936**, 1550.

which is a first-order S_E1 reaction involving resonance-stabilized planar carbanions (here designated R⁻).²⁸ By changing the solvent Cram was able to produce products ranging from 99% retention to 60% inversion and including complete racemization. These results are explained by a carbanion that is not completely free but is solvated. In nondissociating, nonpolar solvents, such as benzene or dioxane, the alkoxide ion exists as an ion pair, solvated by the solvent BH:

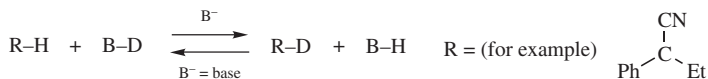


In the course of the cleavage, the proton of the solvent moves in to solvate the newly forming carbanion. As is easily seen, this solvation is asymmetrical since the solvent molecule is already on the front side of the carbanion. When the carbanion actually bonds with the proton, the result is retention of the original configuration. In protic solvents, such as diethylene glycol, a good deal of inversion is found. In these solvents, the *leaving group* solvates the carbanion, so the solvent can solvate it only from the opposite side:



When C–H bond formation occurs, the result is inversion. Racemization results in polar aprotic solvents, such as DMSO. In these solvents, the carbanions are relatively long lived (because the solvent has no proton to donate) and symmetrically solvated.

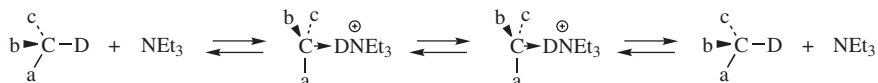
Similar behavior was found for carbanions generated by base-catalyzed hydrogen exchange (reaction 12-1):²⁹



²⁸See Cram, D.J.; Langemann, A.; Allinger, J.; Kopecky, K.R. *J. Am. Chem. Soc.* **1959**, *81*, 5740; Hoffman, T.D.; Cram, D.J. *J. Am. Chem. Soc.* **1969**, *91*, 1009. For a discussion, see Cram, D.J. *Fundamentals of Carbanion Chemistry*, Academic Press, NY, **1965**, pp. 138–158.

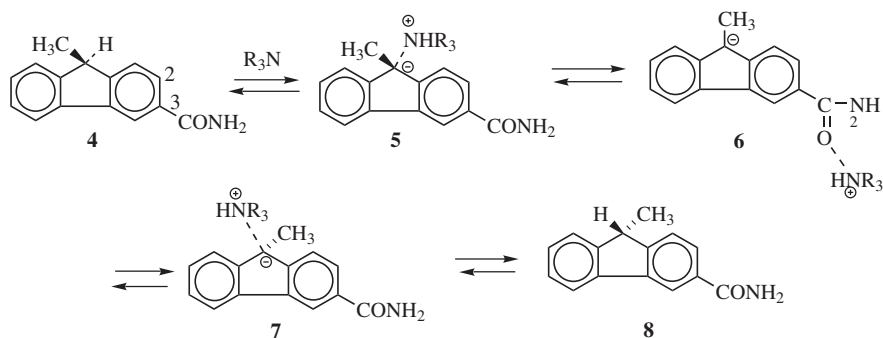
²⁹See Roitman, J.N.; Cram, D.J. *J. Am. Chem. Soc.* **1971**, *93*, 2225, 2231 and references cited therein; Cram, J.M.; Cram, D.J. *Intra-Sci. Chem. Rep.* **1973**, *7*(3), 1. For a discussion, see Cram, D.J. *Fundamentals of Carbanion Chemistry*, Academic Press, NY, **1965**, pp. 85–105.

In this case, information was obtained from measurement of the ratio of k_e (rate constant for isotopic exchange) to k_a (rate constant for racemization). A k_e/k_a ratio substantially >1 means retention of configuration, since many individual isotopic exchanges are not producing a change in configuration. A k_e/k_a ratio of ~ 1 indicates racemization and a ratio of $\frac{1}{2}$ corresponds to inversion (see p. 430). All three types of steric behavior were found, depending on R, the base, and the solvent. As with the alkoxide cleavage reaction, retention was generally found in solvents of low dielectric constant, racemization in polar aprotic solvents, and inversion in protic solvents. However, in the proton-exchange reactions, a fourth type of behavior was encountered. In aprotic solvents, with aprotic bases like tertiary amines, the k_e/k_a ratio was found to be *less* than 0.5, indicating that racemization took place *faster* than isotopic exchange (this process is known as *isoracemization*). Under these conditions, the conjugate acid of the amine remains associated with the carbanion as an ion pair. Occasionally, the ion pair dissociates long enough for the carbanion to turn over and recapture the proton:



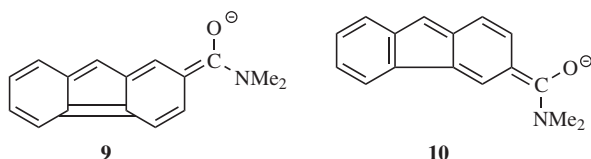
Thus, inversion (and hence racemization, which is produced by repeated acts of inversion) occurs without exchange. A single act of inversion without exchange is called *isoinversion*.

The isoinversion process can take place by a pathway in which a positive species migrates in a stepwise fashion around a molecule from one nucleophilic position to another. For example, in the exchange reaction of 3-carboxamido-9-methylfluorene (**4**) with Pr_3N in *t*-BuOH, it has been proposed that the amine removes



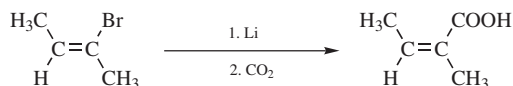
a proton from the 9 position of **4** and conducts the proton out to the C=O oxygen (**6**), around the molecule, and back to C-9 on the opposite face of the anion. Collapse of **7** gives the inverted product **8**. Of course, **6** could also go back to **4**, but a molecule that undergoes the total process $\mathbf{4} \rightarrow \mathbf{5} \rightarrow \mathbf{6} \rightarrow \mathbf{7} \rightarrow \mathbf{8}$ has experienced an inversion without an exchange. Evidence for this pathway, called the *conducted*

tour mechanism,³⁰ is that the 12-carboxamido isomer of **4** does not give isoracemization. In this case, the negative charge on the oxygen atom in the anion corresponding to **6** is less, because a canonical form in which oxygen acquires a full negative charge (**9**) results in disruption of the aromatic sextet in both




benzene rings (cf. **10** where one benzene ring is intact). Whether the isoracemization process takes place by the conducted tour mechanism or a simple nonstructured contact ion-pair mechanism depends on the nature of the substrate (e.g., a proper functional group is necessary for the conducted tour mechanism) and of the base.³¹

It is known that vinylic carbanions *can* maintain configuration, so that S_E1 mechanisms should produce retention there. This has been found to be the case. For example, *trans*-2-bromo-2-butene was converted to 64–74% angelic acid:³²



Only ~5% of the *cis* isomer, tiglic acid, was produced. In addition, certain carbanions in which the negative charge is stabilized by *d*-orbital overlap can maintain configuration (p. 258) and S_E1 reactions involving them proceed with retention of configuration.

Electrophilic Substitution Accompanied by Double-Bond Shifts




When electrophilic substitution is carried out at an allylic substrate, the product may be rearranged (**11** → **12**). This type of process is analogous to the nucleophilic

³⁰Cram, D.J.; Ford, W.T.; Gosser, L. *J. Am. Chem. Soc.* **1968**, *90*, 2598; Ford, W.T.; Cram, D.J. *J. Am. Chem. Soc.* **1968**, *90*, 2606, 2612. See also Wong, S.M.; Fischer, H.P.; Cram, D.J. *J. Am. Chem. Soc.* **1971**, *93*, 2235; Buchholz, S.; Harms, K.; Massa, W.; Boche, G. *Angew. Chem. Int. Ed.* **1989**, *28*, 73.

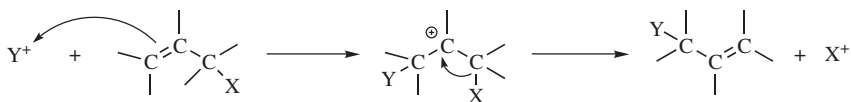
³¹Almy, J.; Hoffman, D.H.; Chu, K.C.; Cram, D.J. *J. Am. Chem. Soc.* **1973**, *95*, 1185.

³²Dreiding, A.S.; Pratt, R.J. *J. Am. Chem. Soc.* **1954**, *76*, 1902. See also Walborsky, H.M.; Turner, L.M. *J. Am. Chem. Soc.* **1972**, *94*, 2273.

allylic rearrangements discussed in Chapter 10 (p. 468). There are two principal pathways. The first of these is analogous to the S_E1 mechanism in that the leaving group is first removed, giving a resonance-stabilized allylic carbanion, which then attacks the electrophile.

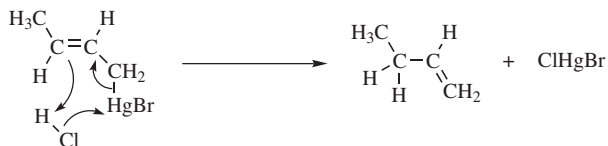


In the other pathway, the Y group is first attacked by the π -bond, giving a carbocation, which then loses X with formation of the alkene unit.

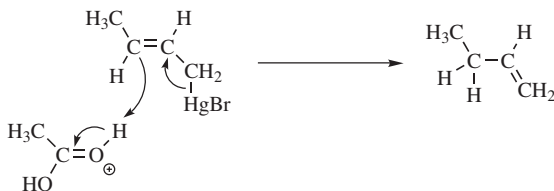


These mechanisms are more fully discussed under reaction **12-2**.

Most electrophilic allylic rearrangements involve loss of hydrogen, but they have also been observed with metallic leaving groups.³³ Sleezer, Winstein, and Young found that crotylmercuric bromide reacted with HCl $\sim 10^7$ times faster than *n*-butylmercuric bromide and the product was $>99\%$ 1-butene.³⁴ These facts point to an S_{Ei}' mechanism (IUPAC designation *cyclo-1/3/D_EA_ED_nA_n*):



The reaction of the same compound with acetic acid-perchloric acid seems to proceed by an S_{E2}' mechanism (IUPAC designation *1/3/D_EA_E*):³⁴



³³For a review of reactions of allylic organometallic compounds, see Courtois, G.; Miginiac, L. *J. Organomet. Chem.* **1974**, *69*, 1.

³⁴Sleezer, P.D.; Winstein, S.; Young, W.G. *J. Am. Chem. Soc.* **1963**, *85*, 1890. See also, Cunningham, I.M.; Overton, K.H. *J. Chem. Soc. Perkin Trans. 1* **1975**, 2140; Kashin, A.N.; Bakunin, V.N.; Khutoryanskii, V.A.; Beletskaya, I.P.; Reutov, O.A. *J. Org. Chem. USSR* **1979**, *15*, 12; *J. Organomet. Chem.* **1979**, *171*, 309.

The geometry of electrophilic allylic rearrangement has not been studied very much (cf. the nucleophilic case, p. 471), but in most cases the rearrangement takes place with anti stereoselectivity,³⁵ although syn stereoselectivity has also been demonstrated.³⁶ In one case, use of the electrophile H^+ and the leaving group $SnMe_3$ gave both syn and anti stereoselectivity, depending on whether the substrate was cis or trans.³⁷

Other Mechanisms

Addition–elimination (12-16) and cyclic mechanisms (12-40) are also known.

Much less work has been done on electrophilic aliphatic substitution mechanisms than on nucleophilic substitutions, and the exact mechanisms of many of the reactions in this chapter are in doubt. For many of them, not enough work has been done to permit us to decide which of the mechanisms described in this chapter is operating, if indeed any is. There may be other electrophilic substitution mechanisms, and some of the reactions in this chapter may not even be electrophilic substitutions at all.

REACTIVITY

Only a small amount of work has been done in this area, compared to the vast amount done for aliphatic nucleophilic substitution and aromatic electrophilic substitution. Only a few conclusions, most of them sketchy or tentative, can be drawn.³⁸

1. *Effect of Substrate.* For S_E1 reactions electron-donating groups decrease rates and electron-withdrawing groups increase them. This is as would be expected from a reaction in which the rate-determining step is analogous to the cleavage of a proton from an acid. For the S_E2 (back) mechanism, Jensen and Davis¹² showed that the reactivity of alkyl groups is similar to that for the S_N2 mechanism (i.e., $Me > Et > Pr > iPr > neopentyl$), as would be expected, since both involve backside attack and both are equally affected by steric hindrance. In fact, this pattern of reactivity can be regarded as evidence for the occurrence of the S_E2 (back) mechanism in cases where

³⁵Hayashi, T.; Ito, H.; Kumada, M. *Tetrahedron Lett.* **1982**, 23, 4605; Wetter, H.; Scherer, P. *Helv. Chim. Acta* **1983**, 66, 118; Wickham, G.; Kitching, W. *J. Org. Chem.* **1983**, 48, 612; Fleming, I.; Kindon, N.D.; Sarkar, A.K. *Tetrahedron Lett.* **1987**, 28, 5921; Hayashi, T.; Matsumoto, Y.; Ito, Y. *Chem. Lett.* **1987**, 2037, *Organometallics* **1987**, 6, 885; Matassa, V.G.; Jenkins, P.R.; Kümin, A.; Damm, L.; Schreiber, J.; Felix, D.; Zass, E.; Eschenmoser, A. *Isr. J. Chem.* **1989**, 29, 321.

³⁶Wetter, H.; Scherer, P.; Schweizer, W.B. *Helv. Chim. Acta* **1979**, 62, 1985; Young, D.; Kitching, W. *J. Org. Chem.* **1983**, 48, 614; *Tetrahedron Lett.* **1983**, 24, 5793.

³⁷Kashin, A.N.; Bakunin, V.N.; Beletskaya, I.P.; Reutov, O.A. *J. Org. Chem. USSR* **1982**, 18, 1973. See also, Wickham, G.; Young, D.; Kitching, W. *Organometallics* **1988**, 7, 1187.

³⁸For a discussion, see Abraham, M.H. *Comprehensive Chemical Kinetics*, Bamford, C.H.; Tipper, C.F.H., Eds., Vol. 12; Elsevier, NY, **1973**, pp. 211–241.

TABLE 12.1. Relative Rates of the Reaction of RHgBr with Br₂ and Br⁻ ⁴¹

R	Relative Rate	R	Relative Rate
Me	1	Et	10.8
Et	10.8	<i>i</i> Bu	1.24
<i>i</i> Pr	780	Neopentyl	0.173
<i>t</i> -Bu	3370		

stereochemical investigation is not feasible.³⁹ For S_E2 reactions that proceed with retention, several studies have been made with varying results, depending on the reaction.⁴⁰ One such study, which examined the reaction RHgBr + Br₂ → RBr catalyzed by Br⁻, gave the results shown in Table 12.1.⁴¹ As can be seen, a branching increased the rates, while β branching decreased them. Sayre and Jensen attributed the decreased rates to steric hindrance, although attack here was definitely frontside, and the increased rates to the electron-donating effect of the alkyl groups, which stabilized the electron-deficient transition state.⁴² Of course, steric hindrance should also be present with the a branched groups, so these workers concluded that if it were not, the rates would be even greater. The Br electrophile is a rather large one and it is likely that smaller steric effects are present with smaller electrophiles. The rates of certain second-order substitutions of organotin compounds have been found to increase with increasing electron withdrawal by substituents. This behavior has been ascribed⁴³ to an S_E2 mechanism involving ion pairs, analogous to S_N2 ion-pair mechanism for nucleophilic substitution (p. 441). Solvolysis of 2-bromo-1,1,1-trifluoro-2-(*p*-methoxyphenyl)ethane in water proceeds via a free carbocation intermediate, but ion pairing influences the reaction in the presence of bromide ion.⁴⁴

2. *Effect of Leaving Group.* For both S_E1 and second-order mechanisms, the more polar the C–X bond, the easier it is for the electrofuge to cleave. For metallic leaving groups in which the metal has a valence >1, the nature of the other group or groups attached to the metal thus has an effect on the reaction.

³⁹Another method involves measurement of the susceptibility of the rate to increased pressure: See Isaacs, N.S.; Javaid, K. *Tetrahedron Lett.* **1977**, 3073; Isaacs, N.S.; Laila, A.H. *Tetrahedron Lett.* **1984**, 25, 2407.

⁴⁰For some of these, see Abraham, M.H.; Grellier, P.L. *J. Chem. Soc. Perkin Trans. 2* **1973**, 1132; Dessy, R.E.; Reynolds, G.F.; Kim, J. *J. Am. Chem. Soc.* **1959**, 81, 2683; Minato, H.; Ware, J.C.; Traylor, T.G. *J. Am. Chem. Soc.* **1963**, 85, 3024; Boué, S.; Gielen, M.; Nasielski, J. *J. Organomet. Chem.* **1967**, 9, 443; Abraham, M.H.; Broadhurst, A.T.; Clark, I.D.; Koenigsberger, R.U.; Dadjour, D.F. *J. Organomet. Chem.* **1981**, 209, 37.

⁴¹Sayre, L.M.; Jensen, F.R. *J. Am. Chem. Soc.* **1979**, 101, 6001.

⁴²A similar conclusion, that steric and electronic effects are both present, was reached for a different system by Nugent, W.A.; Kochi, J.K. *J. Am. Chem. Soc.* **1976**, 98, 5979.

⁴³Reutov, O.A. *J. Organomet. Chem.* **1983**, 250, 145. See also, Butin, K.P.; Magdesieva, T.V. *J. Organomet. Chem.* **1985**, 292, 47; Beletskaya, I.P. *Sov. Sci. Rev. Sect. B* **1979**, 1, 119.

⁴⁴Richard, J.P. *J. Org. Chem.* **1992**, 57, 625.

For example, consider a series of organomercurials RHgW . Because a more electronegative W decreases the polarity of the C-Hg bond and furthermore results in a less stable HgW^+ , the electrofugal ability of HgW decreases with increasing electronegativity of W . Thus, HgR' (from RHgR') is a better leaving group than HgCl (from RHgCl). Also in accord with this is the leaving-group order $\text{Hg-}t\text{-Bu} > \text{Hg-}i\text{Pr} > \text{HgEt} > \text{HgMe}$, reported for acetoxylation of R_2Hg ,⁴² since the more highly branched alkyl groups better help to spread the positive charge. It might be expected that, when metals are the leaving groups, $\text{S}_{\text{E}1}$ mechanisms would be favored, while with carbon leaving groups, second-order mechanisms would be found. However, the results so far reported have been just about the reverse of this. For carbon leaving groups the mechanism is usually $\text{S}_{\text{E}1}$, while for metallic leaving groups the mechanism is almost always $\text{S}_{\text{E}2}$ or $\text{S}_{\text{E}i}$. A number of reports of $\text{S}_{\text{E}1}$ reactions with metallic leaving groups have appeared,⁴⁵ but the mechanism is not easy to prove and many of these reports have been challenged.⁴⁶ Reutov and co-workers⁴⁵ have expressed the view that in such reactions a nucleophile (which may be the solvent) must assist in the removal of the electrofuge and refer to such processes as $\text{S}_{\text{E}1(\text{N})}$ reactions.

3. *Effect of Solvent.*⁴⁷ In addition to the solvent effects on certain $\text{S}_{\text{E}1}$ reactions, mentioned earlier (p. 758), solvents can influence the mechanism that is preferred. As with nucleophilic substitution (p. 501), an increase in solvent polarity increases the possibility of an ionizing mechanism, in this case $\text{S}_{\text{E}1}$, in comparison with the second-order mechanisms, which do not involve ions. As previously mentioned (p. 758), the solvent can also exert an influence between the $\text{S}_{\text{E}2}$ (front or back) and $\text{S}_{\text{E}i}$ mechanisms in that the rates of $\text{S}_{\text{E}2}$ mechanisms should be increased by an increase in solvent polarity, while $\text{S}_{\text{E}i}$ mechanisms are much less affected.

REACTIONS

The reactions in this chapter are arranged in order of leaving group: hydrogen, metals, halogen, and carbon. Electrophilic substitutions at a nitrogen atom are treated last.

Hydrogen as Leaving Group

A. Hydrogen as the Electrophile

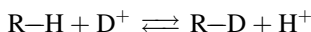
⁴⁵For discussions, see Reutov, O.A. *Bull. Acad. Sci. USSR Div. Chem. Sci.* **1980**, 29, 1461; Beletskaya, I.P.; Butin, K.P.; Reutov, O.A. *Organomet. Chem. Rev. Sect. A* **1971**, 7, 51. See also, Deacon, G.B.; Smith, R.N.M. *J. Org. Chem. USSR* **1982**, 18, 1584; Dembech, P.; Eaborn, C.; Seconi, G. *J. Chem. Soc. Chem. Commun.* **1985**, 1289.

⁴⁶For a discussion, see Kitching, W. *Rev. Pure Appl. Chem.* **1969**, 19, 1.

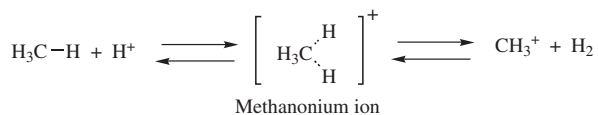
⁴⁷For a discussion of solvent effects on organotin alkyl exchange reactions, see Petrosyan, V.S. *J. Organomet. Chem.* **1983**, 250, 157.

12-1 Hydrogen Exchange

Deuterio-de-hydrogenation or Deuteriation



Hydrogen exchange can be accomplished by treatment with acids or bases. As with **11-1**, the exchange reaction is mostly used to study mechanistic questions, such as relative acidities, but it can be used synthetically to prepare deuterated or tritiated molecules. When ordinary strong acids, such as H_2SO_4 are used, only fairly acidic protons n carbon exchange, for example, acetylenic and allylic. However, primary, secondary, and tertiary hydrogens of alkanes can be exchanged by treatment with superacids (p. 236).⁴⁸ The order of hydrogen reactivity is tertiary > secondary > primary. Where C–C bonds are present, they may be cleaved also (**12-47**). The mechanism of the exchange (illustrated for methane) has been formulated as involving attack of H^+ on the C–H bond to give the pentavalent methanium ion that loses H_2 to give a tervalent



carbocation.⁴⁹ The methanium ion CH_5^+ has a three-center, two-electron bond.⁵⁰ It is not known whether the methanium ion is a transition state or a true intermediate, but an ion CH_5^+ has been detected in the mass spectrum.⁵¹ The IR spectrum of the ethanium ion C_2H_7^+ has been measured in the gas phase.⁵² Note that the two electrons in the three-center, two-electron bond can move in three directions, in accord with the threefold symmetry of such a structure. The electrons can move to unite the two hydrogens, leaving the CH_3^+ free (the forward reaction), or they can unite the CH_3 with either of the two hydrogens, leaving the other hydrogen as a free H^+ ion (the reverse reaction). Actually, the methyl cation is not stable under these conditions. It can go back to CH_4 by the route shown (leading to H^+ exchange) or it can react with additional CH_4 molecules (**12-20**) to eventually yield the *tert*-butyl cation, which is stable in these superacid solutions. Hydride ion can also be removed from alkanes (producing tervalent carbocations) by treatment with pure SbF_5 in the absence of any source of H^+ .⁵³ Complete or almost complete perdeuteriation of cyclic alkenes has been achieved by treatment with dilute $\text{DCl}/\text{D}_2\text{O}$ in sealed Pyrex tubes at $165\text{--}280^\circ\text{C}$.⁵⁴

⁴⁸For reviews, see Olah, G.A.; Prakash, G.K.S.; Sommer, J. *Superacids*, Wiley, NY, **1985**, pp. 244–249; Olah, G.A. *Angew. Chem. Int. Ed.* **1973**, *12*, 173; Brouwer, D.M.; Hogeveen, H. *Prog. Phys. Org. Chem.* **1972**, *9*, 179, 180–203.

⁴⁹The mechanism may not be this simple in all cases. For discussions, see McMurry, J.E.; Lectka, T. *J. Am. Chem. Soc.* **1990**, *112*, 869; Culmann, J.; Sommer, J. *J. Am. Chem. Soc.* **1990**, *112*, 4057.

⁵⁰For a monograph on this type of species, see Olah, G.A.; Prakash, G.K.S.; Williams, R.E.; Field, L.D.; Wade, K. *Hypercarbon Chemistry*; Wiley, NY, **1987**.

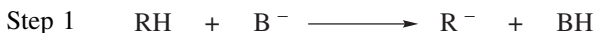
⁵¹See, for example, Sefcik, M.D.; Henis, J.M.S.; Gaspar, P.P. *J. Chem. Phys.* **1974**, *61*, 4321.

⁵²Yeh, L.I.; Pric, J.M.; Lee, Y.T. *J. Am. Chem. Soc.* **1989**, *111*, 5597.

⁵³Lukas, J.; Kramer, P.A.; Kouwenhoven, A.P. *Recl. Trav. Chim. Pays-Bas* **1973**, *92*, 44.

⁵⁴Werstiuk, N.H.; Timmins, G. *Can. J. Chem.* **1985**, *63*, 530; **1986**, *64*, 1564.

Exchange with bases involves an S_E1 mechanism.



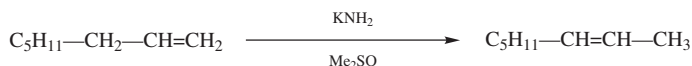
Of course, such exchange is most successful for relatively acidic protons, such as those α to a carbonyl group, but even weakly acidic protons can exchange with bases if the bases are strong enough (see p. 251).

Alkanes and cycloalkanes, of both low and high molecular weight, can be fully perdeuterated treatment with D₂ gas and a catalyst, such as Rh, Pt, or Pd.⁵⁵

OS VI, 432.

12-2 Migration of Double Bonds

3/Hydro-de-hydrogenation



The double bonds of many unsaturated compounds are shifted⁵⁶ on treatment with strong bases.⁵⁷ In many cases, equilibrium mixtures are obtained and the thermodynamically most stable isomer predominates.⁵⁸ Thus, if the new double bond can be in conjugation with one already present or with an aromatic ring, the migration favors the conjugated compound.⁵⁹ If the choice is between an exocyclic and an endocyclic double bond (particularly with six-membered rings), it generally chooses the latter. In the absence of considerations like these, Zaitsev's rule (p. 1497) applies and the double bond goes to the carbon with the fewest hydrogens. All these considerations lead us to predict that terminal alkenes can be isomerized to internal ones, nonconjugated alkenes to conjugated, exo six-membered-ring alkenes to endo, and so on, and not the other way around. This is indeed usually the case.

⁵⁵See, for example, Atkinson, J.G.; Luke, M.O.; Stuart, R.S. *Can. J. Chem.* **1967**, *45*, 1511.

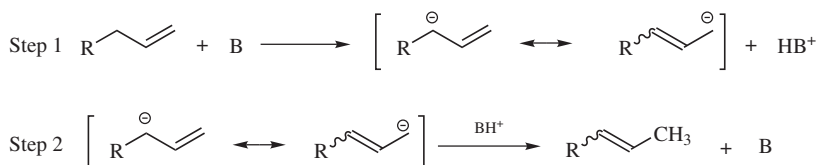
⁵⁶For a list of methods used to shift double and triple bonds, with references, see Larock, R.C. *Comprehensive Organic Transformations*, 2nd ed., Wiley-VCH, NY, **1999**, pp. 220–226, 567–568.

⁵⁷For reviews of double-bond migrations, see Pines, H.; Stalick, W.M. *Base-Catalyzed Reactions of Hydrocarbons and Related Compounds*, Academic Press, NY, **1977**, pp. 25–123; DeWolfe, R.H., in Bamford, C.H.; Tipper, C.F.H. *Comprehensive Chemical Kinetics*, Vol. 9, Elsevier, NY, **1973**, pp. 437–449; Yanovskaya, L.A.; Shakhidayatov, Kh. *Russ. Chem. Rev.* **1970**, *39*, 859; Hubert, A.J.; Reimlinger, H. *Synthesis* **1969**, 97; **1970**, 405; Mackenzie, K., in *The Chemistry of Alkenes*, Vol. 1, Patai, S. pp. 416–436, vol. 2, Zabicky, J. pp. 132–148; Wiley, NY, 1964, **1970**; Broaddus, C.D. *Acc. Chem. Res.* **1968**, *1*, 231; Cram, D.J. *Fundamentals of Carbanion Chemistry*, Academic Press, NY, **1965**, pp. 175–210.

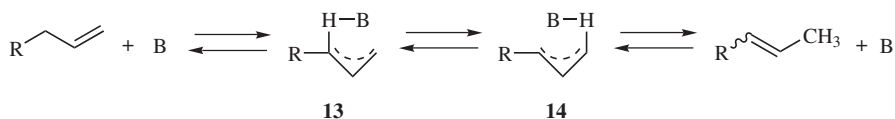
⁵⁸For lists of which double bonds are more stable in conversions of XCH₂CH=CHY to XCH=CHCH₂Y, see Hine, J.; Skoglund, M.J. *J. Org. Chem.* **1982**, *47*, 4766. See also, Hine, J.; Linden, S. *J. Org. Chem.* **1983**, *48*, 584.

⁵⁹For a review of conversions of β,γ enones to α,β enones, see Pollack, R.M.; Bounds, P.L.; Bevins, C.L., in Patai, S.; Rappoport, Z. *The Chemistry of Enones*, pt. 1, Wiley, NY, **1989**, pp. 559–597.

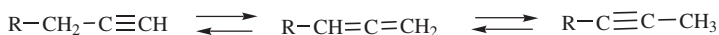
This reaction, for which the term *prototropic rearrangement* is sometimes used, is an example of electrophilic substitution with accompanying allylic rearrangement. The mechanism involves abstraction by a base to give a resonance-stabilized carbanion, which then combines with a proton at the position that will give the more stable alkene:⁶⁰



This mechanism is exactly analogous to the allylic-rearrangement mechanism for nucleophilic substitution (p. 468). UV spectra of allylbenzene and 1-propenylbenzene in solutions containing NH_2^- are identical, which shows that the same carbanion is present in both cases, as required by this mechanism.⁶¹ The acid BH^+ protonates the position that will give the more stable product, although the ratio of the two possible products can vary with the identity of BH^+ .⁶² It has been shown that base-catalyzed double-bond shifts are partially intramolecular, at least in some cases.⁶³ The intramolecular nature has been ascribed to a *conducted tour mechanism* (p. 761) in which the base leads the proton from one carbanionic site to the other (**13** \rightarrow **14**).⁶⁴



Triple bonds can also migrate in the presence of bases,⁶⁵ but through the allene intermediate:⁶⁶



⁶⁰See, for example, Hassan, M.; Nour, A.R.O.A.; Satti, A.M.; Kirolos, K.S. *Int. J. Chem. Kinet.* **1982**, *14*, 351; Pollack, R.M.; Mack, J.P.G.; Eldin, S. *J. Am. Chem. Soc.* **1987**, *109*, 5048.

⁶¹Rabinovich, E.A.; Astaf'ev, I.V.; Shatenshtein, A.I. *J. Gen. Chem. USSR* **1962**, *32*, 746.

⁶²Hünig, S.; Klauzner, N.; Schlund, R. *Angew. Chem. Int. Ed.* **1987**, *26*, 1281.

⁶³See, for example, Cram, D.J.; Uyeda, R.T. *J. Am. Chem. Soc.* **1964**, *86*, 5466; Bank, S.; Rowe, Jr., C.A.; Schriesheim, A. *J. Am. Chem. Soc.* **1963**, *85*, 2115; Doering, W. von E.; Gaspar, P.P. *J. Am. Chem. Soc.* **1963**, *85*, 3043; Ohlsson, L.; Wold, S.; Bergson, G. *Ark. Kemi.*, **1968**, *29*, 351.

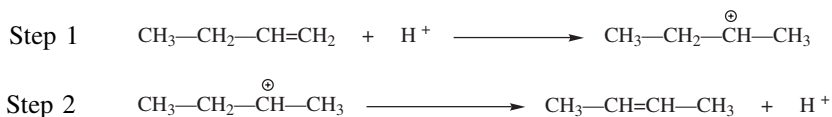
⁶⁴Almy, J.; Cram, D.J. *J. Am. Chem. Soc.* **1969**, *91*, 4459; Hussénius, A.; Matsson, O.; Bergson, G. *J. Chem. Soc. Perkin Trans. 2* **1989**, 851.

⁶⁵For reviews, see Pines, H.; Stalick, W.M. *Base-Catalyzed Reactions of Hydrocarbons and Related Compounds*, Academic Press, NY, **1977**, pp. 124–204; Théron F.; Verny, M.; Vessière, R. in Patai, S. *The Chemistry of Carbon–Carbon Triple Bond*, pt. 1, Wiley, NY, **1978**, pp. 381–445; Bushby, R.J. *Q. Rev. Chem. Soc.* **1970**, *24*, 585; Iwai, I. *Mech. Mol. Migr.* **1969**, *2*, 73; Wotiz, J.H., in Viehe, H.G. *Acetylenes*, Marcel Dekker, NY, **1969**, pp. 365–424; Vartanyan, S.A.; Babanyan, Sh.O. *Russ. Chem. Rev.* **1967**, *36*, 670.

⁶⁶For a review of rearrangements involving allenes, see Huntsman, W.D., in Patai, S. *The Chemistry of Ketenes, Allenes, and Related Compounds*, pt. 2; Wiley, NY, **1980**, pp. 521–667.

In general, strong bases, for example, NaNH_2 , convert internal alkynes to terminal alkynes (a particularly good base for this purpose is potassium 3-aminopropylamide $\text{NH}_2\text{CH}_2\text{CH}_2\text{CH}_2\text{NHHK}^{67}$), because the equilibrium is shifted by formation of the acetylid ion. With weaker bases such as NaOH (which are not strong enough to remove the acetylenic proton), the internal alkynes are favored because of their greater thermodynamic stability. In some cases the reaction can be stopped at the allene stage.⁶⁸ The reaction then becomes a method for the preparation of allenes.⁶⁹ The reaction of propargylic alcohols with tosylhydrazine, PPh_3 , and DEAD also generates allenes.⁷⁰

Double-bond rearrangements can also take place on treatment with acids. Both proton and Lewis⁷¹ acids can be used. The mechanism in the case of proton acids is the reverse of the previous one; first a proton is gained, giving a carbocation, and then another is lost:



As in the case of the base-catalyzed reaction, the thermodynamically most stable alkene is the one predominantly formed. However, the acid-catalyzed reaction is much less synthetically useful because carbocations give rise to many side products. If the substrate has several possible locations for a double bond, mixtures of all possible isomers are usually obtained. Isomerization of 1-decene, for example, gives a mixture that contains not only 1-decene and *cis*- and *trans*-2-decene, but also the *cis* and *trans* isomers of 3-, 4-, and 5-decene as well as branched alkenes resulting from rearrangement of carbocations. It is true that the most stable alkenes predominate, but many of them have stabilities that are close together. Acid-catalyzed migration of triple bonds (with allene intermediates) can be accomplished if very strong acids (e.g., HF—PF_5) are used.⁷² If the mechanism is the same as that for double bonds, vinyl cations are intermediates.

Double-bond isomerization can also take place in other ways. Nucleophilic allylic rearrangements were discussed in Chapter 10 (p. 468). Electrocyclic and sigmatropic rearrangements are treated at **18-27–18-35**. Double-bond migrations have also been accomplished photochemically,⁷³ and by means of metallic ion (most

⁶⁷Brown, C.A.; Yamashita, A. *J. Am. Chem. Soc.* **1975**, *97*, 891; Macaulay, S.R. *J. Org. Chem.* **1980**, *45*, 734; Abrams, S.R. *Can. J. Chem.* **1984**, *62*, 1333.

⁶⁸For an example, see Oku, M.; Arai, S.; Katayama, K.; Shioiri, T. *Synlett* **2000**, 493.

⁶⁹See Enomoto, M.; Katsuki, T.; Yamaguchi, M. *Tetrahedron Lett.* **1986**, *27*, 4599; Cunico, R.F.; Zaporowski, L.F.; Rogers, M. *J. Org. Chem.* **1999**, *64*, 9307.

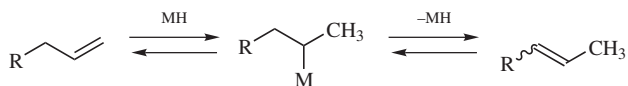
⁷⁰Myers, A.G.; Zheng, B. *J. Am. Chem. Soc.* **1996**, *118*, 4492. See Moghaddam, F.M.; Emami, R. *Synth. Commun.* **1997**, *27*, 4073 for the formation of alkoxy allenes from propargyl ethers.

⁷¹For an example of a Lewis acid catalyzed rearrangement, see Cameron G.S.; Stimson, V.R. *Aust. J. Chem.* **1977**, *30*, 923.

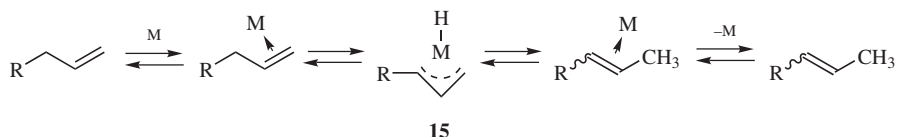
⁷²Barry, B.J.; Beale, W.J.; Carr, M.D.; Hei, S.; Reid, I. *J. Chem. Soc. Chem. Commun.* **1973**, 177.

⁷³Schönberg, A. *Preparative Organic Photochemistry*, Springer, NY, **1968**, pp. 22–24.

often complex ions containing Pt, Rh, or Ru) or metal carbonyl catalysts.⁷⁴ In the latter case, there are at least two possible mechanisms. One of these, which requires external hydrogen, is called the *metal hydride addition–elimination mechanism*:



The other mechanism, called the *π -allyl complex mechanism*, does not require external hydrogen and proceeds by hydrogen abstraction to form the η^3 - π -allyl complex **15** (see p. 117 and 10-60).



Another difference between the two mechanisms is that the former involves 1,2- and the latter 1,3-shifts. The isomerization of 1-butene by rhodium(I) is an example of a reaction that takes place by the metal hydride mechanism,⁷⁵ while an example of the π -allyl complex mechanism is found in the $\text{Fe}_3(\text{CO})_{12}$ -catalyzed isomerization of 3-ethyl-1-pentene.⁷⁶ A palladium catalyst was used to convert alkynones $\text{RCOC}\equiv\text{CCH}_2\text{CH}_2\text{R}'$ to 2,4-alkadien-1-ones, $\text{RCOCH}=\text{CHCH}=\text{CHCHR}'$.⁷⁷ The reaction of an en-yne with HSiCl_3 and a palladium catalyst generated an allene with moderate enantioselectivity (see p 148 for chiral allenes).⁷⁸

The metal catalysis method has been used for the preparation of simple enols, by isomerization of allylic alcohols, for example,⁷⁹ these enols are stable enough for isolation (see p. 231), but slowly tautomerize to the aldehyde or ketone, with half-lives ranging from 40 to 50 min to several days.⁷⁹

⁷⁴For reviews, see Rodriguez, J.; Brun, P.; Waegell, B. *Bull. Soc. Chim. Fr.* **1989**, 799–823; Jardine, F.R., in Hartley, F.R.; Patai, S. *The Chemistry of the Metal-Carbon Bond*, Vol. 4, Wiley, NY, pp. 733–818, 736–740; Otsuka, S.; Tani, K., in Morrison, J.D. *Asymmetric Synthesis*, Vol. 5, Academic Press, NY, **1985**, pp. 171–191 (enantioselective); Colquhoun, H.M.; Holton, J.; Thompson, D.J.; Twigg, M.V. *New Pathways for Organic Synthesis*, Plenum, NY, **1984**, pp. 173–193; Khan, M.M.T.; Martell, A.E. *Homogeneous Catalysis by Metal Complexes*, Academic Press, NY, **1974**, pp. 9–37; Heck, R.F. *Organotransition Metal Chemistry*, Academic Press, NY, **1974**, pp. 76–82; Jira, R.; Freiesleben, W. *Organomet. React.* **1972**, 3, 1, 133–149; Biellmann, J.F.; Hemmer, H.; Levisalles, J., in Hartley, F.R.; Patai, S. *The Chemistry of the Metal-Carbon Bond*, Vol. 2, Wiley, NY, pp. 224–230; Bird, C.W. *Transition Metal Intermediates in Organic Synthesis*, Academic Press, NY, **1967**, pp. 69–87; Davies, N.R. *Rev. Pure Appl. Chem.* **1967**, 17, 83; Orchin, M. *Adv. Catal.* **1966**, 16, 1.

⁷⁵Cramer, R. *J. Am. Chem. Soc.* **1966**, 88, 2272.

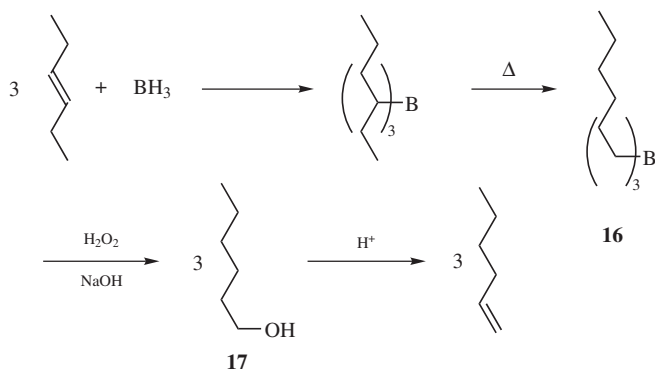
⁷⁶Casey, C.P.; Cyr, C.R. *J. Am. Chem. Soc.* **1973**, 95, 2248.

⁷⁷Trost, B.M.; Schmidt, T. *J. Am. Chem. Soc.* **1988**, 110, 2301.

⁷⁸Han, J.W.; Tokunaga, N.; Hayashi, T. *J. Am. Chem. Soc.* **2001**, 123, 12915.

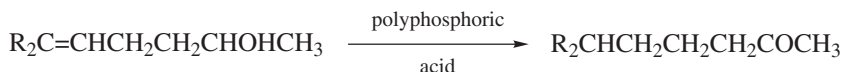
⁷⁹Bergens, S.H.; Bosnich, B. *J. Am. Chem. Soc.* **1991**, 113, 958.

No matter which of the electrophilic methods of double-bond shifting is employed, the thermodynamically most stable alkene is usually formed in the largest amount in most cases, although a few anomalies are known. However, an indirect method of double-bond isomerization is known, leading to migration in the other direction. This involves conversion of the alkene to a borane (**15-16**), rearrangement of the borane (**18-11**), oxidation and hydrolysis of the newly formed borane to the alcohol **17** (see **12-31**), and dehydration of the alcohol (**17-1**) to the alkene. The reaction is driven by the fact that with heating the addition of borane is reversible, and the equilibrium favors formation of the less sterically hindered borane, which is **16** in this case.



Since the migration reaction is always toward the end of a chain, terminal alkenes can be produced from internal ones, so the migration is often opposite to that with the other methods. Alternatively, the rearranged borane can be converted directly to the alkene by heating with an alkene of molecular weight higher than that of the product (**17-15**). Photochemical isomerization can also lead to the thermodynamically less stable isomer.⁸⁰

If a hydroxy group is present in the chain, *it* may lose a proton, so that a ketone is the product, for example,⁸¹



Similarly, α -hydroxy triple-bond compounds have given α,β -unsaturated ketones.⁸²

⁸⁰For example, see Kropp, P.J.; Krauss, H.J. *J. Am. Chem. Soc.* **1967**, *89*, 5199; Reardon, Jr., E.J.; Krauss, H. *J. Am. Chem. Soc.* **1971**, *93*, 5593; Duhaime, R.M.; Lombardo, D.A.; Skinner, I.A.; Weedon, A.C. *J. Org. Chem.* **1985**, *50*, 873.

⁸¹Colonge, J.; Brunie, J. *Bull. Soc. Chim. Fr.* **1963**, 1799. For an example with basic catalysis, see Hoffmann, H.M.R.; Köver, A.; Pauluth, D. *J. Chem. Soc. Chem. Commun.* **1985**, 812. For an example with a ruthenium complex catalyst, see Trost, B.M.; Kulawiec, R.J. *Tetrahedron Lett.* **1991**, *32*, 3039.

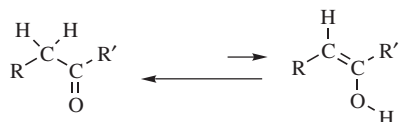
⁸²For example, see Chabardes, P. *Tetrahedron Lett.* **1988**, *29*, 6253.

See **15-1** for related reactions in which double bonds migrate or isomerize.

OS **II**, 140; **III**, 207; **IV**, 189, 192, 195, 234, 398, 683; **VI**, 68, 87, 815, 925; **VII**, 249; **VIII**, 146, 196, 251, 396, 553; **X**, 156, 165; **81**, 147

12-3 Keto–Enol Tautomerization

3/O-Hydro-de-hydrogenation



The tautomeric equilibrium between enols and ketones or aldehydes (keto–enol tautomerism) is a form of prototropy,⁸³ but is not normally a preparative reaction. For some ketones, however, both forms can be prepared (see p. 101 for a discussion of this and other aspects of tautomerism). Keto–enol tautomerism occurs in systems containing one or more carbonyl groups linked to sp^3 carbons bearing one or more hydrogen atoms. The keto tautomer is generally more stable than the enol tautomer for neutral systems, and for most ketones and aldehydes only the keto form is detectable under ordinary conditions. The availability of additional intramolecular stabilization through hydrogen bonding or complete electron delocalization (as in phenol), may cause the enol tautomer to be favored.

Keto–enol tautomerism cannot take place without at least a trace of acid or base,⁸⁴ since the acidic or basic center or both in the tautomeric substance is too weak.⁸⁵ In this equilibrium, the heteroatom is the basic site the proton is the acidic site. For tautomerism in general (see p 98),⁸⁶ the presence of an acid or a base is not necessary to initiate the isomerization since each tautomeric substance possesses amphiprotic properties.⁸⁵ Keto-enol tautomerism is therefore the exception.

⁸³Patai, S. *The Chemistry of the Carbonyl Group*, Wiley, London, **1966**; Rappoport, Z. *The Chemistry of Enols*, Wiley, NY, **1990**; Kresge, A.J. *Chem. Soc. Rev.* **1996**, 25, 275; Karelson, M.; Maran, U.; Katritzky, A.R. *Tetrahedron* **1996**, 52, 11325; Rappoport, Z.; Frey, J.; Sigalov, M.; Rochlin, E. *Pure Appl. Chem.* **1997**, 69, 1933; Fontana, A.; De Maria, P.; Siani, G.; Pierini, M.; Cerritelli, S.; Ballini, R. *Eur. J. Org. Chem.* **2000**, 1641; Iglesias, E. *Curr. Org. Chem.* **2004**, 8, 1.

⁸⁴Bell, R.P. *Acid–Base Catalysis*, Oxford University Press, Oxford, **1941**; Jones, J.R. *The Ionisation of Carbon Acids*, Academic Press, London, **1973**; Pederson, K.J. *J. Phys. Chem.* **1934**, 38, 581; Lienhard, G.E.; Wang, T. C. *J. Am. Chem. Soc.* **1969**, 91, 1146; Toullec, J. *Adv. Phys. Org. Chem.* **1982**, 18, 1. See also, Chiang, Y.; Kresge, A.J.; Santaballa, J.A.; Wirz, J. *J. Am. Chem. Soc.* **1988**, 110, 5506.

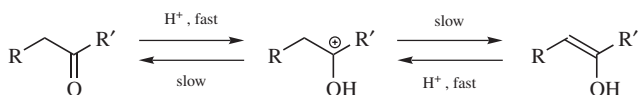
⁸⁵Raczynska, E. D.; Kosinska, W.; Osmialowski, B.; Gawinecki, R. *Chem. Rev.* **2005**, 105, 3561.

⁸⁶See Patai, S. *The Chemistry of the Carbonyl Group*, Wiley, London, **1966**; Rappoport, Z. *The Chemistry of Enols*, Wiley, NY, **1990**; Patai, S. *The Chemistry of the Thiol Group*, Wiley, London, **1974**; Zabicky, J. *The Chemistry of Amides*, Wiley, London, **1970**; Boyer, J. H. *The Chemistry of the Nitro and Nitroso Groups*, Interscience Publishers, NY, **1969**; Patai, S. *The Chemistry of Amino, Nitroso, Nitro Compounds and their Derivatives*, Wiley, NY, **1982**; Patai, S. *The Chemistry of Amino, Nitroso, Nitro and Related Groups, Supplement F2*, Wiley, Chichester, **1996**; Cook, A. G. *Enamines*, 2nd ed., Marcel Dekker, NY, **1998**.

Polar protic solvents, such as water or alcohol, may participate in the proton transfer by forming a cyclic or a linear complex with the tautomers.⁸⁷ Whether the complex formed is cyclic or linear depends on the conformation and configuration of the tautomers. In a strongly polar aprotic solvent and in the presence of an acid or a base, the tautomeric molecule may lose or gain a proton and form the corresponding mesomeric anion or cation, which, in turn, may gain or lose a proton, respectively, and yield a new tautomeric form.⁸⁸ The structural features of the carbonyl compound influences the equilibrium.⁸⁹ There is a rate acceleration when $\text{LiN}(\text{SiMe}_3)_2\text{-NEt}_3$ is used.⁹⁰ It has been shown that ring strain plays no significant role on the rate of base-catalyzed enolization.⁹¹ Differing conjugative stabilization by $\text{CH}-\pi$ orbital overlap does not directly influence stereoselectivity, and steric effects are generally not large enough to cause the several kcal/mol energy difference seen between transition structures unless there is exceptional crowding.⁹² It is noted that sterically stabilized enols are known,⁹³ including arylacetaldehydes.⁹⁴ Torsional strain involving vicinal bonds does contribute significantly to stereoselectivity in enolate formation.⁹²

The acid and base catalyzed mechanisms are identical to those in 12-2.⁹⁵

Acid-catalyzed



⁸⁷Lledós, A.; Bertran, J. *Tetrahedron Lett.* **1981**, 22, 775; Zielinski, T.J.; Poirier, R.A.; Peterson, M.R.; Csizmadia, I.G. *J. Comput. Chem.* **1983**, 4, 419; Yamabe, T.; Yamashita, K.; Kaminoyama, M.; Koizumi, M.; Tachibana, A.; Fukui, K. *J. Phys. Chem.* **1984**, 88, 1459; Chen, Y.; Gai, F.; Petrich, J.W. *J. Am. Chem. Soc.* **1993**, 115, 10158; Herbich, J.; Dobkowski, J.; Thummel, R.P.; Hegde, V.; Waluk, J. *J. Phys. Chem. A* **1997**, 101, 5839; Gorb, L.; Leszczynski, J. *J. Am. Chem. Soc.* **1998**, 120, 5024; Guo, J. X.; Ho, J. J. *J. Phys. Chem. A* **1999**, 103, 6433.

⁸⁸Watson, H.B. *Trans. Faraday Soc.* **1941**, 37, 713; Kabachnik, M.I. *Dokl. Akad. Nauk SSSR* **1952**, 83, 407; Perez Ossorio, R.; Hughes, E.D. *J. Chem. Soc.* **1952**, 426; Briegleb, G.; Strohmeier, W. *Angew. Chem.* **1952**, 64, 409; Baddar, F.G.; Iskander, Z. *J. Chem. Soc.* **1954**, 203.

⁸⁹Hegarty, A.F.; Dowling, J.P.; Eustace, S.J.; McGarraghy, M. *J. Am. Chem. Soc.* **1998**, 120, 2290.

⁹⁰Zhao, P.; Collum, D.B. *J. Am. Chem. Soc.* **2003**, 125, 4008.

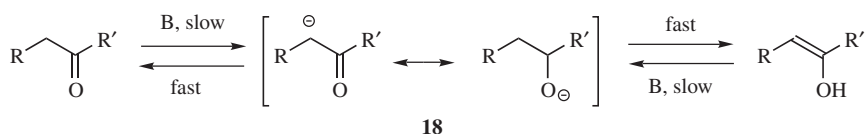
⁹¹Cantlin, R.J.; Drake, J.; Nagorski, R.W. *Org. Lett.* **2002**, 4, 2433.

⁹²Behnam, S.M.; Behnam, S.E.; Ando, K.; Green, N.S.; Houk, K.N. *J. Org. Chem.* **2000**, 65, 8970.

⁹³Miller, A.R. *J. Org. Chem.*, **1976**, 41, 3599.

⁹⁴Fuson, R.C.; Southwick, P.L.; Rowland, Jr., S.P. *J. Am. Chem. Soc.* **1944**, 66, 1109; Fuson, R.C.; Tan, T.-L. *J. Am. Chem. Soc.* **1948**, 70, 602.

⁹⁵For reviews of the mechanism, see Keeffe, J.R.; Kresge, A.J., in Rappoport, Z. *The Chemistry of Enols*, Wiley, NY, **1990**, pp. 399–480; Toulllec, J. *Adv. Phys. Org. Chem.* **1982**, 18, 1; Lamaty, G. *Isot. Org. Chem.* **1976**, 2, 33. For discussions, see Ingold, C.K. *Structure and Mechanism in Organic Chemistry*, 2nd ed., Cornell University Press, Ithaca, NY, **1969**, pp. 794–837; Bell, R.P. *The Proton in Chemistry*, 2nd ed., Cornell University Press, Ithaca, NY, **1973**, pp. 171–181; Bruice, P.Y.; Bruice, T.C. *J. Am. Chem. Soc.* **1976**, 98, 844; Shelly, K.P.; Venimadhavan, S.; Nagarajan, K.; Stewart, R. *Can. J. Chem.* **1989**, 67, 1274. For a review of stereoelectronic control in this mechanism, see Pollack, R.M. *Tetrahedron* **1989**, 45, 4913.

Base-catalyzed⁹⁶

For each catalyst, the mechanism for one direction is the exact reverse of the other, by the principle of microscopic reversibility.⁹⁷ As expected from mechanisms in which the C–H bond is broken in the rate-determining step, substrates of the type RCD_2COR show deuterium isotope effects (of ~ 5) in both the basic⁹⁸ and the acid⁹⁹-catalyzed processes. The keto–enol/enolate anion equilibrium has been studied in terms of the influence of β -oxygen¹⁰⁰ or β -nitrogen¹⁰¹ substituents.

Although the conversion of an aldehyde or a ketone to its enol tautomer is not generally a preparative procedure, the reactions do have their preparative aspects. If a full equivalent of base per equivalent of ketone is used, the enolate ion (**18**) is formed and can be isolated¹⁰² (see, e.g., the alkylation reaction in **10-68**).¹⁰³ When enol ethers or esters are hydrolyzed, the enols initially formed immediately tautomerize to the aldehydes or ketones. In addition, the overall processes (forward plus reverse reactions) are often used for equilibration purposes. When an optically active compound in which the chirality is due to a stereogenic carbon α to a carbonyl group (as in **19**) is treated with acid or base, racemization results.¹⁰⁴

⁹⁶Another mechanism for base-catalyzed enolization has been reported when the base is a tertiary amine: See Bruce, P.Y. *J. Am. Chem. Soc.* **1983**, *105*, 4982; **1989**, *111*, 962; **1990**, *112*, 7361.

⁹⁷It has been proposed that the acid-catalyzed ketonization of simple enols is concerted; that is, both of the processes shown in the equation take place simultaneously. This would mean that in these cases the forward reaction is also concerted. For evidence in favor of this proposal, see Capon, B.; Siddhanta, A.K.; Zucco, C. *J. Org. Chem.* **1985**, *50*, 3580. For evidence against it, see Chiang, Y.; Hojatti, M.; Keeffe, J.R.; Kresge, A.J.; Schepp, N.P.; Wirz, J. **1987**, *109*, 4000 and references cited therein.

⁹⁸Riley, T.; Long, F.A. *J. Am. Chem. Soc.* **1962**, *84*, 522; Xie, L.; Saunders, Jr., W.H. *J. Am. Chem. Soc.* **1991**, *113*, 3123.

⁹⁹Swain, C.G.; Stivers, E.C.; Reuwer Jr., J.F.; Schaad, L.J. *J. Am. Chem. Soc.* **1958**, *80*, 5885; Lienhard, G.E.; Wang, T. *J. Am. Chem. Soc.* **1969**, *91*, 1146. See also Toullec, J.; Dubois, J.E. *J. Am. Chem. Soc.* **1974**, *96*, 3524.

¹⁰⁰Chiang, Y.; Kresge, A.J.; Meng, Q.; More, O'Farrall, R.A.; Zhu, Y. *J. Am. Chem. Soc.* **2001**, *123*, 11562.

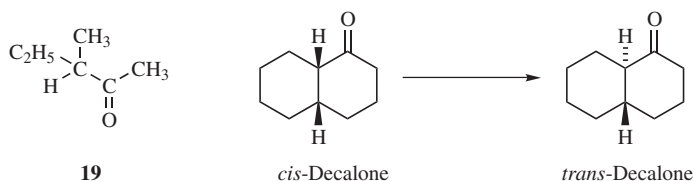
¹⁰¹Chiang, Y.; Griesbeck, A. G.; Heckroth, H.; Hellrung, B.; Kresge, A. J.; Meng, Q.; O'Donoghue, A. C.; Richard, J. P.; Wirz, J. *J. Am. Chem. Soc.* **2001**, *123*, 8979.

¹⁰²For nmr studies of the Li enolate of acetaldehyde in solution, see Wen, J.Q.; Grutzner, J.B. *J. Org. Chem.* **1986**, *51*, 4220.

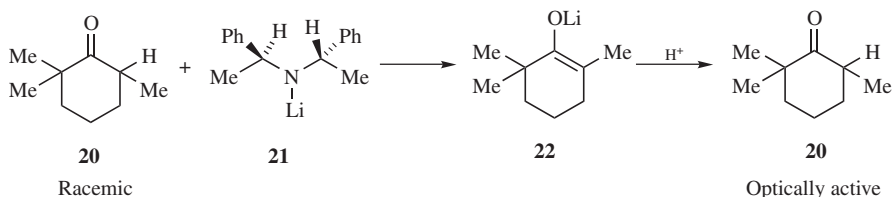
¹⁰³For a review of the preparation and uses of enolates, see d'Angelo, J. *Tetrahedron* **1976**, *32*, 2979. For a discussion of solid state enolate chemistry, see Fruchart, J.-S.; Lippens, G.; Kuhn, C.; Gran-Masse, H.; Melnyk, O. *J. Org. Chem.* **2002**, *67*, 526.

¹⁰⁴For an exception, see Guthrie, R.D.; Nicolas, E.C. *J. Am. Chem. Soc.* **1981**, *103*, 4637.

If there is another



stereogenic center in the molecule, the less stable epimer can be converted to the more stable one in this manner, and this is often done. For example, *cis*-decalone can be equilibrated to the *trans* isomer. Isotopic exchange can also be accomplished at the a position of an aldehyde or ketone in a similar manner. The role of additives, such as ZnCl_2 on the stereogenic enolization reactions using chiral cases has been discussed.¹⁰⁵ Enantioselective enolate anion protonation reactions have been studied.¹⁰⁶ For the acid-catalyzed process, exchange or equilibration is accomplished only if the carbonyl compound is completely converted to the enol and then back, but in the base-catalyzed process exchange or equilibration can take place if only the first step (conversion to the enolate ion) takes place. The difference is usually academic. In cyclic compounds, *cis*- to *trans*-isomerization can occur via the enol.¹⁰⁷



In the case of the ketone **20**, a racemic mixture was converted to an optically active mixture (optical yield 46%) by treatment with the chiral base **21**.¹⁰⁸ This happened because **21** reacted with one enantiomer of **20** faster than with the other (an example of kinetic resolution). The enolate **22** must remain coordinated with the chiral amine, and it is the amine that reprotonate **22**, not an added proton donor.

Enolizable hydrogens can be replaced by deuterium (and ^{16}O by ^{18}O) by passage of a sample through a deuterated (or ^{18}O -containing) gas-chromatography column.¹⁰⁹

¹⁰⁵Coggins, P.; Gaur, S.; Simpkins, N.S. *Tetrahedron Lett.* **1995**, 36, 1545.

¹⁰⁶Vedejs, E.; Kruger, A.W.; Suna, E. *J. Org. Chem.* **1999**, 64, 7863.

¹⁰⁷Dechoux, L.; Doris, E. *Tetrahedron Lett.* **1994**, 35, 2017.

¹⁰⁸Eleveld, M.B.; Hogeveen, H. *Tetrahedron Lett.* **1986**, 27, 631. See also, Shirai, R.; Tanaka, M.; Koga, K. *J. Am. Chem. Soc.* **1986**, 108, 543; Cain, C.M.; Cousins, R.P.C.; Coumbarides, G.; Simpkins, N.S. *Tetrahedron* **1990**, 46, 523.

¹⁰⁹Senn, M.; Richter, W.J.; Burlingame, A.L. *J. Am. Chem. Soc.* **1965**, 87, 680; Richter, W.J.; Senn, M.; Burlingame, A.L. *Tetrahedron Lett.* **1965**, 1235.

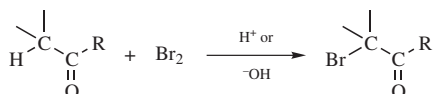
There are many enol-keto interconversions and acidification reactions of enolate ions to the keto forms listed in *Organic Syntheses*. No attempt is made to list them here.

B. Halogen Electrophiles

Halogenation of unactivated hydrocarbons is discussed in **14-1**.

12-4 Halogenation of Aldehydes and Ketones

Halogenation or Halo-de-hydrogenation



Aldehydes and ketones can be halogenated in the α position with bromine, chlorine, or iodine.¹¹⁰ The reaction is not successful with fluorine.¹¹¹ Sulfuryl chloride,¹¹² $\text{NaClO}_2/\text{Mn}(\text{acac})_3$,¹¹³ $\text{Me}_3\text{SiCl}-\text{Me}_2\text{SO}$,¹¹⁴ $\text{Me}_3\text{SiCl}-\text{MnO}_2$,¹¹⁵ and cupric chloride¹¹⁶ have been used as reagents for chlorination, and *N*-bromosuccinimide (see **14-3**),¹¹⁷ *t*-BuBr-DMSO,¹¹⁸ $\text{Me}_3\text{SiBr}-\text{DMSO}$,¹¹⁹ tetrabutylammonium tribromide,¹²⁰ and bromine•dioxane on silica with microwave irradiation¹²¹ for bromination. Bromination of methyl ketones was done using PhI(OH)OTs with microwave irradiation, followed by treatment with MgBr_2 and microwave irradiation.¹²² α -Chloro aldehydes are formed with Cl_2 and a catalytic amount of tetraethylammonium chloride.¹²³ Chlorination of aldehydes with good enantioselectivity was

¹¹⁰For a review, see House, H.O. *Modern Synthetic Reactions*, 2nd ed., W.A. Benjamin, NY, **1972**, pp. 459–478. For lists of reagents, with references, see Larock, R.C. *Comprehensive Organic Transformations*, 2nd ed., Wiley-VCH, NY, **1999**, pp.709–719. For a monograph, see De Kimpe, N.; Verhé, R. *The Chemistry of a Haloketones, α -Haloaldehydes, and α -Haloimines*, Wiley, NY, 1988.

¹¹¹For a review of the preparation of α -fluoro carbonyl compounds, see Rozen, S.; Filler, R. *Tetrahedron* **1985**, *41*, 1111. For a monograph, see German, L.; Zemskov, S. *New Fluorinating Agents in Organic Chemistry*, Springer, NY, **1989**.

¹¹²For a review of sulfuryl chloride, see Tabushi, I.; Kitaguchi, H. in Pizey, J.S. *Synthetic Reagents*, Vol. 4; Wiley, NY, **1981**, pp. 336–396.

¹¹³Yakabe, S.; Hirano, M.; Morimoto, T. *Synth. Commun.* **1998**, *28*, 131.

¹¹⁴Bellesia, F.; Ghelfi, F.; Grandi, R.; Pagnoni, U.M. *J. Chem. Res. (S)* **1986**, 426; Fraser, R.R.; Kong, F. *Synth. Commun.* **1988**, *18*, 1071.

¹¹⁵Bellesia, F.; Ghelfi, F.; Pagnoni, U.M.; Pinetti, A. *J. Chem. Res. (S)* **1990**, 188.

¹¹⁶For a review, see Nigh, W.G., in Trahanovsky, W.S. *Oxidation in Organic Chemistry*, pt. B, Academic Press, NY, **1973**, pp. 67–81. Cupric chloride has been used to chlorinate α,β -unsaturated aldehydes and ketones in the γ position: Dietl, H.K.; Normark, J.R.; Payne, D.A.; Thweatt, J.G.; Young, D.A. *Tetrahedron Lett.* **1973**, 1719.

¹¹⁷For an example, see Tanemura, K.; Suzuki, T.; Nishida, Y.; Satsumabayashi, K.; Horaguchi, T. *Chem. Commun.* **2004**, 470.

¹¹⁸Armani, E.; Dossena, A.; Marchelli, R.; Casnati, G. *Tetrahedron* **1984**, *40*, 2035.

¹¹⁹Bellesia, F.; Ghelfi, F.; Grandi, R.; Pagnoni, U.M. *J. Chem. Res. (S)* **1986**, 428.

¹²⁰Kajjigaeshi, S.; Kakinami, T.; Okamoto, T.; Fujisaki, S. *Bull. Chem. Soc. Jpn.* **1987**, *60*, 1159.

¹²¹Paul, S.; Gupta, V.; Gupta, R.; Loupy, A. *Tetrahedron Lett.* **2003**, *44*, 439.

¹²²Lee, J.C.; Park, J.Y.; Yoon, S.Y.; Bae, Y.H.; Lee, S.J. *Tetrahedron Lett.* **2004**, *45*, 191.

¹²³Bellesia, F.; DeBuyck, L.; Ghelfi, F.; Pagnoni, U.M.; Parson, A.F.; Pinetti, A. *Synthesis* **2003**, 2173.

reported using a chlorinated quinone and L-proline, with the reaction proceeding via the chiral enamine.¹²⁴ Iodination has been accomplished with I₂-HgCl₂,¹²⁵ with I₂-cerium(IV) ammonium nitrate,¹²⁶ and with iodine using 1-chloromethyl-4-fluoro-1,4-diazoniabicyclo[2.2.2]octane bis(tetrafluoroborate), known as Selectfluor F-TEDA-BF₄, in methanol.¹²⁷ Treatment of a ketone with (hydroxy-*p*-nitrobenzenesulfonyloxy)benzene followed by SmI₂ give the α -iodo ketone.¹²⁸ Methyl ketones react with *N*-iodosuccinimide (NIS) and tosic acid with microwave irradiation without solvent to give the α -iodo ketone.¹²⁹ Several methods have been reported for the preparation of α -fluoro aldehydes and ketones.¹³⁰ Another Selectfluor, 1-Fluoro-4-hydroxy-1,4-diazoniabicyclo[2.2.2]octane bis(tetrafluoroborate) has been used for the monofluorination of ketones,¹³¹ as has a mixture of KI-KIO₃-H₂SO₄.¹³² Active compounds, such as β -keto esters and β -diketones, have been fluorinated with an *N*-fluoro-*N*-alkylsulfonamide¹³³ (this can result in enantioselective fluorination, if an optically active *N*-fluorosulfonamide is used¹³⁴), with F₂/N₂-HCOOH,¹³⁵ with NF₃O/Bu₄NOH,¹³⁶ and with acetyl hypofluorite.¹³⁷ The last reagent also fluorinates simple ketones in the form of their lithium enolates.¹³⁸

For unsymmetrical ketones, the preferred position of halogenation is usually the more substituted: a CH group, then a CH₂ group, and then CH₃;¹³⁹ however, mixtures are frequent. With aldehydes the aldehydic hydrogen is sometimes replaced (see 14-4). It is also possible to prepare di- and polyhalides. When basic catalysts are used, one a position of a ketone is completely halogenated before the other is

¹²⁴Brochu, M.P.; Brown, S.P.; MacMillan, D.W.C. *J. Am. Chem. Soc.* **2004**, *126*, 4108. For this chlorination using a chiral pyrrolidine derivative with NCS, see Halland, N.; Braunton, A.; Bachmann, S.; Marigo, M.; Jorgensen, K.A. *J. Am. Chem. Soc.* **2004**, *126*, 4790. See Wack, H.; Taggi, A.E.; Hafez, A.M.; Drury III, W. J.; Lectka, T. *J. Am. Chem. Soc.* **2001**, *123*, 1531; Hafez, A.M.; Taggi, A.E.; Wack, H.; Esterbrook III, J.; Lectka, T. *Org. Lett.* **2001**, *3*, 2049.

¹²⁵Barluenga, J.; Martinez-Gallo, J.M.; Najera, C.; Yus, M. *Synthesis* **1986**, 678.

¹²⁶Horiuchi, C.A.; Kiji, S. *Bull. Chem. Soc. Jpn.* **1997**, *70*, 421. For another reagent, see Sket, B.; Zupet, P.; Zupan, M.; Dolenc, D. *Bull. Chem. Soc. Jpn.* **1989**, *62*, 3406.

¹²⁷Jereb, M.; Stavber, S.; Zupan, M. *Tetrahedron* **2003**, *59*, 5935.

¹²⁸Lee, J.C.; Jin, Y.S. *Synth. Commun.* **1999**, *29*, 2769.

¹²⁹Lee, J.C.; Bae, Y.H. *Synlett* **2003**, 507.

¹³⁰Davis, F.A.; Kasu, P.V.N. *Org. Prep. Proceed. Int.* **1999**, *31*, 125.

¹³¹Stavber, S.; Zupan, M. *Tetrahedron Lett.* **1996**, *37*, 3591.

¹³²Okamoto, T.; Kakinami, T.; Nishimura, T.; Hermawan, I.; Kajigaeshi, S. *Bull. Chem. Soc. Jpn.* **1992**, *65*, 1731.

¹³³Barnette, W.E. *J. Am. Chem. Soc.* **1984**, *106*, 452; Ma, J.-A. For an example using a chiral copper catalyst for asymmetric induction, see Cahard, D. *Tetrahedron Asymm* **2004**, *15*, 1007.

¹³⁴Differding, E.; Lang, R.W. *Tetrahedron* **1988**, *29*, 6087.

¹³⁵Chambers, R.D.; Greenhall, M.P.; Hutchinson, J. *J. Chem. Soc. Chem. Commun.* **1995**, 21.

¹³⁶Gupta, O.D.; Shreeve, J.M. *Tetrahedron Lett.* **2003**, *44*, 2799.

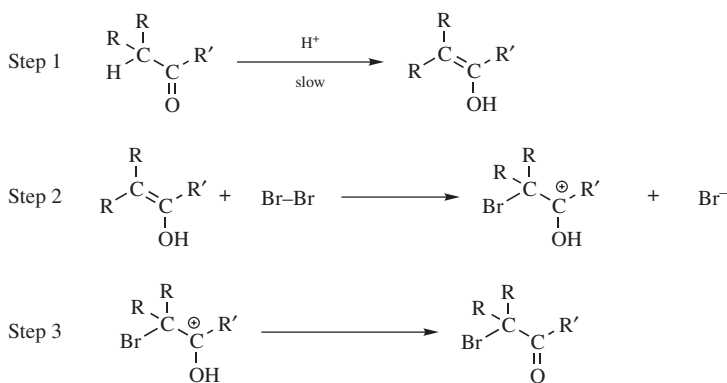
¹³⁷Lerman, O.; Rozen, S. *J. Org. Chem.* **1983**, *48*, 724. See also Purrington, S.T.; Jones, W.A. *J. Org. Chem.* **1983**, *48*, 761.

¹³⁸Rozen, S.; Brand, M. *Synthesis* **1985**, 665. For another reagent, see Davis, F.A.; Han, W. *Tetrahedron Lett.* **1991**, *32*, 1631.

¹³⁹For chlorination this is reversed if the solvent is methanol: Gallucci, R.R.; Going, R. *J. Org. Chem.* **1981**, *46*, 2532.

attacked, and the reaction cannot be stopped until all the hydrogens of the first carbon have been replaced (see below). If one of the groups is methyl, the haloform reaction (**12-44**) takes place. With acid catalysts, it is easy to stop the reaction after only one halogen has entered, although a second halogen can be introduced by the use of excess reagent. In chlorination the second halogen generally appears on the same side as the first,¹⁴⁰ while in bromination the α,α' -dibromo product is found.¹⁴¹ Actually, with both halogens it is the α,α' -dihalo ketone that is formed first, but in the case of bromination this compound isomerizes under the reaction conditions to the α,α' isomer.¹⁴⁰ α,α' -Dichloro ketones are formed by reaction of a methyl ketone with an excess of CuCl_2 and LiCl in DMF ¹⁴² or with HCl and H_2O_2 in methanol.¹⁴³ Aryl methyl ketones can be dibrominated ($\text{ArCOCH}_3 \rightarrow \text{ArCOCHBr}_2$) in high yields with benzyltrimethylammonium tribromide.¹⁴⁴ Active methylene compounds are chlorinated with NCS and $\text{Mg}(\text{ClO}_4)_2$.¹⁴⁵ Similar chlorination in the presence of a chiral copper catalyst led to α -chlorination with modest enantioselectivity.¹⁴⁶

It is not the aldehyde or ketone itself that is halogenated, but the corresponding enol or enolate ion. The purpose of the catalyst is to provide a small amount of enol or enolate. The reaction is often done without addition of acid or base, but traces of acid or base are always present, and these are enough to catalyze formation of the enol or enolate. With acid catalysis the mechanism is



¹⁴⁰Rappe, C. *Ark. Kemi* **1965**, 24, 321. But see also Teo, K.E.; Warnhoff, E.W. *J. Am. Chem. Soc.* **1973**, 95, 2728.

¹⁴¹Rappe, C.; Schotte, L. *Acta Chem. Scand.* **1962**, 16, 2060; Rappe, C. *Ark. Kemi* **1964**, 21, 503; Garbisch, Jr., E.W. *J. Org. Chem.* **1965**, 30, 2109.

¹⁴²Nobrega, J.A.; Gonalves, S.M.C.; Reppe, C. *Synth. Commun.* **2002**, 32, 3711.

¹⁴³Terent'ev, A.O.; Khodykin, S.V.; Troitskii, N.A.; Ogibin, Y.N.; Nikishin, G.I. *Synthesis* **2004**, 2845.

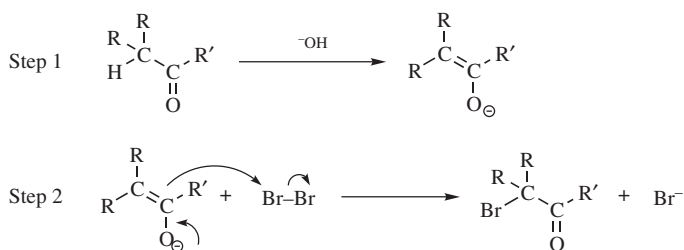
¹⁴⁴Kajjigaeshi, S.; Kakinami, T.; Tokiyama, H.; Hirakawa, T.; Okamoto, T. *Bull. Chem. Soc. Jpn.* **1987**, 60, 2667.

¹⁴⁵Yang, D.; Yan, Y.-L.; Lui, B. *J. Org. Chem.* **2002**, 67, 7429.

¹⁴⁶Marigo, M.; Kumaragurubaran, N.; Jørgensen, K.A. *Chem. Eur. J.* **2004**, 10, 2133.

The first step, as we have already seen (12-3), actually consists of two steps. The second step is very similar to the first step in electrophilic addition to double bonds (p. 999). There is a great deal of evidence for this mechanism: (1) the rate is first order in substrate; (2) bromine does not appear in the rate expression at all,¹⁴⁷ a fact consistent with a rate-determining first step;¹⁴⁸ (3) the reaction rate is the same for bromination, chlorination, and iodination under the same conditions;¹⁴⁹ (4) the reaction shows an isotope effect; and (5) the rate of the step 2–step 3 sequence has been independently measured (by starting with the enol) and found to be very fast.¹⁵⁰

With basic catalysts the mechanism may be the same as that given above (since bases also catalyze formation of the enol), or the reaction may go directly through the enolate ion without formation of the enol:



It is difficult to distinguish the two possibilities. It was mentioned above that in the base-catalyzed reaction, if the substrate has two or three halogens on the same side of the C=O group, it is not possible to stop the reaction after just one halogen atom has entered. The reason is that the electron-withdrawing field effect of the first halogen increases the acidity of the remaining hydrogens, that is, a CHX group is more acidic than a CH₂ group, so that initially formed halo ketone is converted to enolate ion (and hence halogenated) more rapidly than the original substrate. Other halogenating agents can be used in this reaction. Reaction of a lithium enolate anion with tosyl chloride gave the corresponding α -chloro ketone.¹⁵¹ When an aldehyde was treated with a catalytic amount of 2,5-lutidine to generate the enolate anion, reaction with 35% HCl in dichloromethane gave the α,α -dichloroaldehyde.¹⁵²

¹⁴⁷When the halogenating species is at low concentration or has a low reactivity, it can appear in the rate expression. The reaction becomes first order in the halogenating species. See, for example, Tapuhi, E.; Jencks, W.P. *J. Am. Chem. Soc.* **1982**, *104*, 5758. For a case in which the reaction is first order in bromine, even at relatively high Br₂ concentration, see Pinkus, A.G.; Gopalan, R. *J. Am. Chem. Soc.* **1984**, *106*, 2630. For a study of the kinetics of iodination, see Pinkus, A.G.; Gopalan, R. *Tetrahedron* **1986**, *42*, 3411.

¹⁴⁸Under some conditions it is possible for step 2 to be rate-determining: Deno, N.C.; Fishbein, R. *J. Am. Chem. Soc.* **1973**, *95*, 7445.

¹⁴⁹Bell, R.P.; Yates, K. *J. Chem. Soc.* **1962**, 1927.

¹⁵⁰Hochstrasser, R.; Kresge, A.J.; Schepp, N.P.; Wirz, J. *J. Am. Chem. Soc.* **1988**, *110*, 7875.

¹⁵¹Brummond, K.M.; Gesenberg, K.D. *Tetrahedron Lett.* **1999**, *40*, 2231.

¹⁵²Bellesia, F.; DeBuyck, L.; Ghelfi, F.; Libertini, E.; Pagnoni, U.M.; Roncaglia, F. *Tetrahedron* **2000**, *56*, 7507.

Regioselectivity in the halogenation of unsymmetrical ketones can be attained by treatment of the appropriate enol borinate of the ketone with *N*-bromo- or *N*-chlorosuccinimide.¹⁵³ The desired halo



ketone is formed in high yield. Another method for achieving the same result involves bromination of the appropriate lithium enolate at a low temperature¹⁵⁴ (see p. 630 for the regioselective formation of enolate ions). In a similar process, α -halo aldehydes have been prepared in good yield by treatment of silyl enol ethers $\text{R}_2\text{C}=\text{CHOSiMe}_3$ with Br_2 or Cl_2 ,¹⁵⁵ with sulfonyl chloride SO_2Cl_2 ,¹⁵⁶ or with I_2 and silver acetate.¹⁵⁷ Other chlorinating agents can be used with a variety of silyl enol ethers to generate α -chloroketones with good enantioselectivity, including ZrCl_4 in conjunction with an α,α -dichloromalonate ester.¹⁵⁸ Silyl enol ethers can also be fluorinated, with XeF_2 ¹⁵⁹ or with 5% F_2 in N_2 at -78°C in CCl_3 .¹⁶⁰ Enol acetates have been regioselectively iodinated with I_2 and either thallium(I) acetate¹⁶¹ or copper(II) acetate.¹⁶²

α,β -Unsaturated ketones can be converted to α -halo- α,β -unsaturated ketones by treatment with phenylselenium bromide or chloride,¹⁶³ and to α -halo- β,γ -unsaturated ketones by two-phase treatment with HOCl .¹⁶⁴ Conjugated ketones were converted to the α -bromo conjugated ketone (a vinyl bromide) using the Dess–Martin periodinane (see p. 1723) and tetraethylammonium bromide.¹⁶⁵

OS **I**, 127; **II**, 87, 88, 244, 480; **III**, 188, 343, 538; **IV**, 110, 162, 590; **V**, 514; **VI**, 175, 193, 368, 401, 512, 520, 711, 991; **VII**, 271; **VIII**, 286. See also, OS **VI**, 1033; **VIII**, 192.

¹⁵³Hooz, J.; Bridson, J.N. *Can. J. Chem.* **1972**, *50*, 2387.

¹⁵⁴Stotter, P.L.; Hill, K.A. *J. Org. Chem.* **1973**, *38*, 2576.

¹⁵⁵Reuss, R.H.; Hassner, A. *J. Org. Chem.* **1974**, *39*, 1785; Blanco, L.; Amice, P.; Conia, J.M. *Synthesis* **1976**, 194.

¹⁵⁶Olah, G.A.; Ohannesian, L.; Arvanaghi, M.; Prakash, G.K.S. *J. Org. Chem.* **1984**, *49*, 2032.

¹⁵⁷Rubottom, G.M.; Mott, R.C. *J. Org. Chem.* **1979**, *44*, 1731.

¹⁵⁸Zhang, Y.; Shibatomi, K.; Yamamoto, H. *J. Am. Chem. Soc.* **2004**, *126*, 15038.

¹⁵⁹Tsushima, T.; Kawada, K.; Tsuji, T. *Tetrahedron Lett.* **1982**, *23*, 1165.

¹⁶⁰Purrrington, S.T.; Bumgardner, C.L.; Lazaridis, N.V.; Singh, P. *J. Org. Chem.* **1987**, *52*, 4307.

¹⁶¹Cambie, R.C.; Hayward, R.C.; Jurlina, J.L.; Rutledge, P.S.; Woodgate, P.D. *J. Chem. Soc. Perkin Trans. I* **1978**, 126.

¹⁶²Horiuchi, C.A.; Satoh, J.Y. *Synthesis* **1981**, 312.

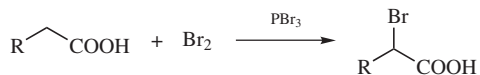
¹⁶³Ley, S.V.; Whittle, A.J. *Tetrahedron Lett.* **1981**, *22*, 3301.

¹⁶⁴Hegde, S.G.; Wolinsky, J. *Tetrahedron Lett.* **1981**, *22*, 5019.

¹⁶⁵Fache, F.; Piva, O. *Synlett* **2002**, 2035.

12-5 Halogenation of Carboxylic Acids and Acyl Halides

Halogenation or Halo-de-hydrogenation



Using a phosphorus halide as catalyst, the α hydrogens of carboxylic acids can be replaced by bromine or chlorine.¹⁶⁶ The reaction, known as the *Hell-Volhard-Zelinskii reaction*, is not applicable to iodine or fluorine. When there are two α hydrogens, one or both may be replaced, although it is often hard to stop with just one. The reaction actually takes place on the acyl halide formed from the carboxylic acid and the catalyst. The acids alone are inactive, except for those with relatively high enol content, such as malonic acid. Less than one full mole of catalyst (per mole of substrate) is required, because of the exchange reaction between carboxylic acids and acyl halides (see 16-79). Each molecule of acid is α halogenated while it is in the acyl halide stage. The halogen from the catalyst does not enter the α position. For example, the use of Cl_2 and PBr_3 results in α chlorination, not bromination. As expected from the foregoing, acyl halides undergo a halogenation without a catalyst. An enantioselective α -halogenation was reported yielding via an alkaloid catalyzed reaction of acyl halides with perhaloquinone-derived reagents to give to chiral α -haloesters.¹⁶⁷ So do anhydrides and many compounds that enolize easily (e.g., malonic ester and aliphatic nitro compounds). The mechanism is usually regarded as proceeding through the enol as in 12-4.¹⁶⁸ If chlorosulfuric acid ClSO_2OH is used as a catalyst, carboxylic acids can be α -iodinated,¹⁶⁹ as well as chlorinated or brominated.¹⁷⁰ *N*-Bromosuccinimide in a mixture of sulfuric acid–trifluoroacetic acid can mono-brominate simple carboxylic acids.¹⁷¹

A number of other methods exist for the α halogenation of carboxylic acids or their derivatives.¹⁷² Under electrolytic conditions with NaCl , malonates are converted to 2-chloro malonates.¹⁷³ Acyl halides can be α brominated or chlorinated by use of *N*-bromo- or *N*-chlorosuccinimide and HBr or HCl .¹⁷⁴ The latter is an ionic, not a free-radical halogenation (see 14-3). Direct iodination of carboxylic acids has been achieved with I_2 - Cu(II) acetate in HOAc .¹⁷⁵ Acyl chlorides can

¹⁶⁶For a review, see Harwood, H.J. *Chem. Rev.* **1962**, 62, 99, pp. 102-103.

¹⁶⁷Wack, H.; Taggi, A.E.; Hafez, A.M.; Drury III, W.J.; Lectka, T. *J. Am. Chem. Soc.* **2001**, 123, 1531. See also, France, S.; Wack, H.; Taggi, A.E.; Hafez, A.M.; Wagerle, Ty.R.; Shah, M.H.; Dusich, C.L.; Lectka, T. *J. Am. Chem. Soc.* **2004**, 126, 4245.

¹⁶⁸See, however, Kwart, H.; Scalzi, F.V. *J. Am. Chem. Soc.* **1964**, 86, 5496.

¹⁶⁹Ogata, Y.; Watanabe, S. *J. Org. Chem.* **1979**, 44, 2768; **1980**, 45, 2831.

¹⁷⁰Ogata, Y.; Adachi, K. *J. Org. Chem.* **1982**, 47, 1182.

¹⁷¹Zhang, L.H.; Duan, J.; Xu, Y.; Dolbier, Jr., W.R. *Tetrahedron Lett.* **1998**, 39, 9621.

¹⁷²For a list of reagents, with references, see Larock, R.C. *Comprehensive Organic Transformations*, 2nd ed., Wiley-VCH, NY, **1999**, pp. 730-738.

¹⁷³Okimoto, M.; Takahashi, Y. *Synthesis* **2002**, 2215.

¹⁷⁴Harpp, D.N.; Bao, L.Q.; Black, C.J.; Gleason, J.G.; Smith, R.A. *J. Org. Chem.* **1975**, 40, 3420.

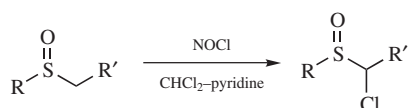
¹⁷⁵Horiuchi, C.A.; Satoh, J.Y. *Chem. Lett.* **1984**, 1509.

be a iodinated with I_2 and a trace of HI.¹⁷⁶ Carboxylic esters can be a halogenated by conversion to their enolate ions with lithium *N*-isopropylcyclohexylamide in THF and treatment of this solution at -78° with I_2 ¹⁷⁶ or with a carbon tetrahalide.¹⁷⁷ Carboxylic acids, esters, and amides have been α -fluorinated at -78°C with F_2 diluted in N_2 .¹⁷⁸ Amides have been α -iodinated using iodine and *s*-collidine.¹⁷⁹

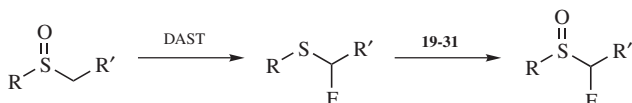
OS I, 115, 245; II, 74, 93; III, 347, 381, 495, 523, 623, 705, 848; IV, 254, 348, 398, 608, 616; V, 255; VI, 90, 190, 403; IX, 526. Also see, OS IV, 877; VI, 427.

12-6 Halogenation of Sulfoxides and Sulfones

Halogenation or Halo-de-hydrogenation



Sulfoxides can be chlorinated in the α position¹⁸⁰ by treatment with Cl_2 ¹⁸¹ or *N*-chlorosuccinimide,¹⁸² in the presence of pyridine. These methods involve basic conditions. The reaction can also be accomplished in the absence of base with SO_2Cl_2 in CH_2Cl_2 ,¹⁸³ or with TsNCl_2 .¹⁸⁴ The bromination of sulfoxides with bromine¹⁸⁵ and with NBS-bromine¹⁸⁶ have also been reported. Sulfones have been chlorinated by treatment of their conjugate bases $\text{RSO}_2\text{C}^\ominus\text{HR}'$ with various reagents, among them SO_2Cl_2 , CCl_4 ,¹⁸⁷ *N*-chlorosuccinimide,¹⁸⁸ and hexachloroethane.¹⁸⁹ The α fluorination of sulfoxides has been accomplished in a two-step procedure. Treatment with diethylaminosulfur trifluoride Et_2NSF_3 (DAST) produces an



¹⁷⁶Rathke, M.W.; Lindert, A. *Tetrahedron Lett.* **1971**, 3995.

¹⁷⁷Arnold, R.T.; Kulenovic, S.T. *J. Org. Chem.* **1978**, *43*, 3687.

¹⁷⁸Purrrington, S.T.; Woodard, D.L. *J. Org. Chem.* **1990**, *55*, 3423.

¹⁷⁹Kitagawa, O.; Hanano, T.; Hirata, T.; Inoue, T.; Taguchi, T. *Tetrahedron Lett.* **1992**, *33*, 1299.

¹⁸⁰For a review, see Venier, C.G.; Barager III, H.J. *Org. Prep. Proced. Int.* **1974**, *6*, 77, pp. 81–84.

¹⁸¹Tsuchihashi, G.; Iriuchijima, S. *Bull. Chem. Soc. Jpn.* **1970**, *43*, 2271.

¹⁸²Ogura, K.; Imaizumi, J.; Iida, H.; Tsuchihashi, G. *Chem. Lett.* **1980**, 1587.

¹⁸³Tin, K.; Durst, T. *Tetrahedron Lett.* **1970**, 4643.

¹⁸⁴Kim, Y.H.; Lim, S.C.; Kim, H.R.; Yoon, D.C. *Chem. Lett.* **1990**, 79.

¹⁸⁵Cinquini, M.; Colonna, S. *J. Chem. Soc. Perkin Trans. 1* **1972**, 1883. See also, Cinquini, M.; Colonna, S. *Synthesis* **1972**, 259.

¹⁸⁶Iriuchijima, S.; Tsuchihashi, G. *Synthesis* **1970**, 588.

¹⁸⁷Regis, R.R.; Doweiko, A.M. *Tetrahedron Lett.* **1982**, *23*, 2539.

¹⁸⁸Paquette, L.A.; Houser, R.W. *J. Org. Chem.* **1971**, *36*, 1015.

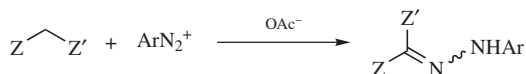
¹⁸⁹Kattenberg, J.; de Waard, E.R.; Huisman, H.O. *Tetrahedron* **1973**, *29*, 4149; **1974**, *30*, 463.

α -fluoro thioether, usually in high yield. Oxidation of this compound with *m*-chloroperoxybenzoic acid gives the sulfoxide.¹⁹⁰

C. Nitrogen Electrophiles

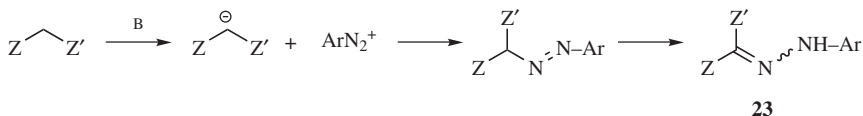
12-7 Aliphatic Diazonium Coupling

Arylhydrazone-de-dihydro-bisubstitution



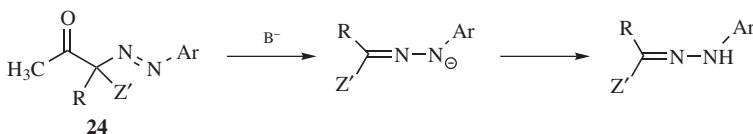
If a C–H bond is acidic enough, it couples with diazonium salts in the presence of a base, most often aqueous sodium acetate.¹⁹¹ The reaction is commonly carried out on compounds of the form Z–CH₂–Z', where Z and Z' are as defined on p. 1358, for example, β -keto esters, β -keto amides, malonic ester.

The mechanism is probably of the simple S_E1 type:



Aliphatic azo compounds in which the carbon containing the azo group is attached to a hydrogen are unstable and tautomerize to the isomeric hydrazones (**23**), which are therefore the products of the reaction.

When the reaction is carried out on a compound of the form Z–CHR–Z', so that the azo compound does not have a hydrogen that can undergo tautomerism, if at least one Z is acyl or carboxyl, this group usually cleaves:



so the product in this case is also the hydrazone, and not the azo compound. In fact, compounds of the type **24** are seldom isolable from the reaction, although this has been accomplished.¹⁹² The cleavage step shown is an example of **12-43** and, when a carboxyl group cleaves, of **12-40**. The overall process in this case is called the *Japp-Klingemann reaction*¹⁹³ and involves conversion of a ketone (**25**) or a

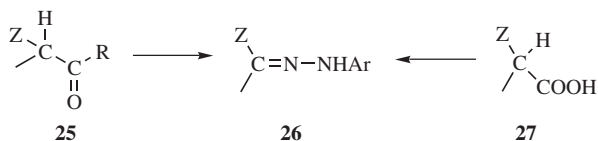
¹⁹⁰McCarthy, J.R.; Pee, N.P.; LeTourneau, M.E.; Inbasekaran, M. *J. Am. Chem. Soc.* **1985**, *107*, 735. See also, Umemoto, T.; Tomizawa, G. *Bull. Chem. Soc. Jpn.* **1986**, *59*, 3625.

¹⁹¹For a review, see Parmerter, S.M. *Org. React.* **1959**, *10*, 1.

¹⁹²See, for example, Yao, H.C.; Resnick, P. *J. Am. Chem. Soc.* **1962**, *84*, 3514.

¹⁹³For a review, see Phillips, R.R. *Org. React.* **1959**, *10*, 143.

carboxylic acid (**26**)

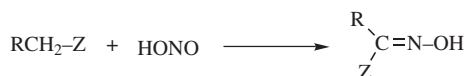


to a hydrazone (**27**). When an acyl and a carboxyl group are both present, the leaving group order has been reported to be $\text{MeCO} > \text{COOH} > \text{PhCO}$.¹⁹⁴ When there is no acyl or carboxyl group present, the aliphatic azo compound is stable.

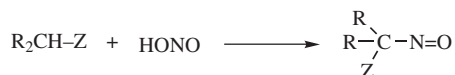
OS III, 660; IV, 633.

12-8 Nitrosation at a Carbon Bearing an Active Hydrogen

Hydroxyimino-de-dihydro-bisubstitution



Nitrosation or Nitroso-de-hydrogenation



Carbons adjacent to a Z group (as defined on p. 622) can be nitrosated with nitrous acid or alkyl nitrites.¹⁹⁵ The initial product is the C-nitroso compound, but these are stable only when there is no hydrogen that can undergo tautomerism. When there is, the product is the more stable oxime. The situation is analogous to that with azo compounds and hydrazones (**12-7**). The mechanism is similar to that in **12-7**:¹⁹⁶ $\text{R-H} \rightarrow \text{R}^- + {}^+\text{N}=\text{O} \rightarrow \text{R-N}=\text{O}$. The attacking species is either NO^+ or a carrier of it. When the substrate is a simple ketone, the mechanism goes through the enol (as in halogenation **12-4**):

Evidence is that the reaction, in the presence of X^- (Br^- , Cl^- , or SCN^-), was first order in ketone and in H^+ , but zero order in HNO_2 and X^- .¹⁹⁷ Furthermore, the rate of the nitrosation was about the same as that for enolization of the same ketones. The species NOX is formed by $\text{HONO} + \text{X}^- + \text{H}^+ \rightarrow \text{HOX} + \text{H}_2\text{O}$. In

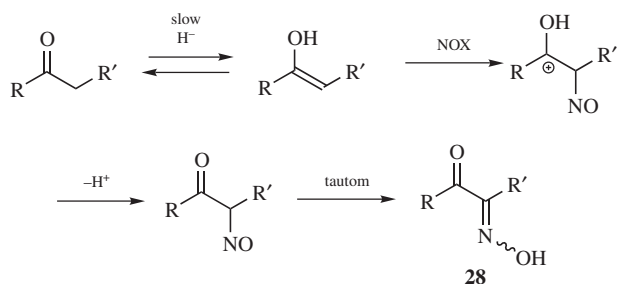
¹⁹⁴Neplyuev, V.M.; Bazarova, I.M.; Lozinskii, M.O. *J. Org. Chem. USSR* **1989**, 25, 2011. This paper also includes a sequence of leaving group ability for other Z groups.

¹⁹⁵For a review, see Williams, D.L.H. *Nitrosation*, Cambridge University Press, Cambridge, **1988**, pp. 1-45.

¹⁹⁶For a review, see Williams, D.L.H. *Adv. Phys. Org. Chem.* **1983**, 19, 381. See also Williams, D.L.H. *Nitrosation*, Cambridge Univ. Press, Cambridge, **1988**.

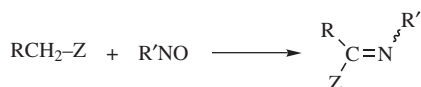
¹⁹⁷Leis, J.R.; Peña, M.E.; Williams, D.L.H.; Mawson, S.D. *J. Chem. Soc. Perkin Trans. 2* **1988**, 157.

the cases of $F_3CCOCH_2COCF_3$ and malononitrile the nitrosation went entirely through the enolate ion rather than the enol.¹⁹⁸



As in the Japp–Klingemann reaction, when Z is an acyl or carboxyl group (in the case of R_2CH-Z), it can be cleaved. Since oximes and nitroso compounds can be reduced to primary amines, this reaction often provides a route to amino acids. As in the case of **12-4**, the silyl enol ether of a ketone can be used instead of the ketone itself.¹⁹⁹ Good yields of α -oximinoketones (**28**) can be obtained by treating ketones with *tert*-butyl thionitrate.²⁰⁰

Imines can be prepared in a similar manner by treatment of an active hydrogen compound with a nitroso compound:

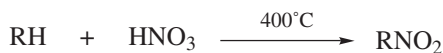


Alkanes can be nitrosated photochemically, by treatment with NOCl and UV light.²⁰¹ For nitration at an activated carbon, see **12-9**. Trialkyltin enol ethers ($C=C-O-SnR_3$) react with PhNO to give α -(*N*-hydroxylamino)ketones.²⁰²

OS II, 202, 204, 223, 363; III, 191, 513; V, 32, 373; VI, 199, 840. Also see, OS V, 650.

12-9 Nitration of Alkanes

Nitration or Nitro-de-hydrogenation



¹⁹⁸Iglesias, E.; Williams, D.L.H. *J. Chem. Soc. Perkin Trans. 2* **1989**, 343; Crookes, M.J.; Roy, P.; Williams, D.L.H. *J. Chem. Soc. Perkin Trans. 2* **1989**, 1015. See also Graham, A.; Williams, D.L.H. *J. Chem. Soc. Chem. Commun.* **1991**, 407.

¹⁹⁹Rasmussen, J.K.; Hassner, A. *J. Org. Chem.* **1974**, 39, 2558.

²⁰⁰Kim, Y.H.; Park, Y.J.; Kim, K. *Tetrahedron Lett.* **1989**, 30, 2833.

²⁰¹For a review, see Pape, M. *Fortschr. Chem. Forsch.* **1967**, 7, 559.

²⁰²Momiyama, N.; Yamamoto, H. *Org. Lett.* **2002**, 4, 3579.

Nitration of alkanes²⁰³ can be carried out in the gas phase at $\sim 400^\circ\text{C}$ or in the liquid phase. The reaction is not practical for the production of pure products for any alkane except methane. For other alkanes, not only does the reaction produce mixtures of the mono-, di-, and polynitrated alkanes at every combination of positions, but extensive chain cleavage occurs.²⁰⁴ A free-radical mechanism is involved.²⁰⁵



Activated positions (e.g., $\text{ZCH}_2\text{Z}'$ compounds) can be nitrated by fuming nitric acid in acetic acid, by acetyl nitrate and an acid catalyst,²⁰⁶ or by alkyl nitrates under alkaline conditions.²⁰⁷ In the latter case, it is the carbanionic form of the substrate that is actually nitrated. What is isolated under these alkaline conditions is the conjugate base of the nitro compound. Yields are not high. Of course, the mechanism in this case is not of the free-radical type, but is electrophilic substitution with respect to the carbon (similar to the mechanisms of **12-7** and **12-8**). Positions activated by only one electron-withdrawing group, for example, a positions of simple ketones, nitriles, sulfones, or *N,N*-dialkyl amides, can be nitrated with alkyl nitrates if a very strong base, for example, *t*-BuOK or NaNH_2 , is present to convert the substrate to the carbanionic form.²⁰⁸

Electrophilic nitration of alkanes has been performed with nitronium salts, for example, $\text{NO}_2^+ \text{PF}_6^-$ and with $\text{HNO}_3\text{--H}_2\text{SO}_4$ mixtures, but mixtures of nitration and cleavage products are obtained and yields are generally low.²⁰⁹ The reaction of alkanes with nitric acid and *N*-hydroxysuccinimide (NHS), however, gave moderate-to-good yields of the corresponding nitroalkane.²¹⁰ Similar nitration was accomplished with NO_2 , NHS and air.²¹¹

Aliphatic nitro compounds can be a nitrated [$\text{R}_2\text{C}^\ominus\text{NO}_2 \rightarrow \text{R}_2\text{C}(\text{NO}_2)_2$] by treatment of their conjugate bases RCNO_2 with NO_2^- and $\text{K}_3\text{Fe}(\text{CN})_6$.²¹²

²⁰³For reviews, see Olah, G.A.; Malhotra, R.; Narang, S.C. *Nitration*, VCH, NY, **1989**, pp. 219–295; Ogata, Y. in Trahanovsky, W.S. *Oxidation in Organic Chemistry*, part C, Academic Press, NY, **1978**, pp. 295–342; Ballod, A.P.; Shtern, V.Ya. *Russ. Chem. Rev.* **1976**, *45*, 721.

²⁰⁴For a discussion of the mechanism of this cleavage, see Matasa, C.; Hass, H.B. *Can. J. Chem.* **1971**, *49*, 1284.

²⁰⁵Titov, A.I. *Tetrahedron* **1963**, *19*, 557.

²⁰⁶Sifniades, S. *J. Org. Chem.* **1975**, *40*, 3562.

²⁰⁷For a review, see Larson, H.O., in Feuer, H. *The Chemistry of the Nitro and Nitroso Groups*, Vol. 1, Wiley, NY, **1969**, pp. 310–316.

²⁰⁸For examples, see Truce, W.E.; Christensen, L.W. *Tetrahedron* **1969**, *25*, 181; Pfeffer, P.E.; Silbert, L.S. *Tetrahedron Lett.* **1970**, 699; Feuer, H.; Spinicelli, L.F. *J. Org. Chem.* **1976**, *41*, 2981; Feuer, H.; Van Buren II, W.D.; Grutzner, J.B. *J. Org. Chem.* **1978**, *43*, 4676.

²⁰⁹Olah, G.A.; Lin, H.C. *J. Am. Chem. Soc.* **1973**, *93*, 1259. See also, Bach, R.D.; Holubka, J.W.; Badger, R.C.; Rajan, S. *J. Am. Chem. Soc.* **1979**, *101*, 4416.

²¹⁰Isozaki, S.; Nishiwaki, Y.; Sakaguchi, S.; Ishii, Y. *Chem. Commun.* **2001**, 1352.

²¹¹Sakaguchi, S.; Nishiwaki, Y.; Kitamura, T.; Ishii, Y. *Angew. Chem. Int. Ed.* **2001**, *40*, 222; Nishiwaki, Y.; Sakaguchi, S.; Ishii, Y. *J. Org. Chem.* **2002**, *67*, 5663.

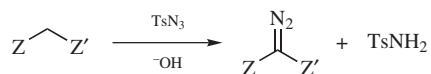
²¹²Matacz, Z.; Piotrowska, H.; Urbanski, T. *Pol. J. Chem.* **1979**, *53*, 187; Kornblum, N.; Singh, H.K.; Kelly, W.J. *J. Org. Chem.* **1983**, *48*, 332; Garver, L.C.; Grakauskas, V.; Baum, K. *J. Org. Chem.* **1985**, *50*, 1699.

A novel reaction converted a vinyl methyl moiety to a vinyl nitro. The reaction of $\text{MeCH}=\text{C}(\text{Ph})\text{CN}$ with NO_x and iodine gave $\text{O}_2\text{NCH}=\text{C}(\text{Ph})\text{CN}$.²¹³

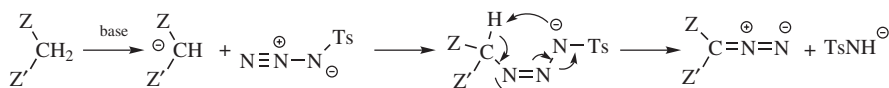
OS I, 390; II, 440, 512.

12-10 Direct Formation of Diazo Compounds

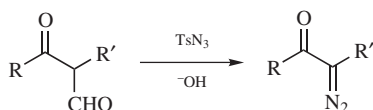
Diazo-de-dihydro-bisubstitution



Compounds containing a CH_2 bonded to two Z groups (active methylene compounds, with Z as defined on p. 622) can be converted to diazo compounds on treatment with tosyl azide in the presence of a base.²¹⁴ The use of phase-transfer catalysis increases the convenience of the method.²¹⁵ *p*-Dodecylbenzenesulfonyl azide,²¹⁶ methanesulfonyl azide,²¹⁷ and *p*-acetamidobenzenesulfonyl azide²¹⁸ also give the reaction. The reaction, which is called the *diazo-transfer reaction*, can also be applied to other reactive positions (e.g., the 5 position of cyclopentadiene).²¹⁹ The mechanism is probably as follows:



A diazo group can be introduced adjacent to a single carbonyl group indirectly by first converting the ketone to an α -formyl ketone (**16-85**) and then treating it with tosyl azide. As in the similar cases of



12-7 and **12-8**, the formyl group is cleaved during the reaction.²²⁰

OS V, 179; VI, 389, 414.

²¹³Navarro-Ocaña, A.; Barzana, E.; López-González, D.; Jiménez-Estrada, M. *Org. Prep. Proceed. Int.* **1999**, 31, 117.

²¹⁴For reviews, see Regitz, M.; Maas, G. *Diazo Compounds*, Academic Press, NY, **1986**, pp. 326–435; Regitz, M. *Synthesis* **1972**, 351; *Angew. Chem. Int. Ed.* **1967**, 6, 733; *Newer Methods Prep. Org. Chem.* **1971**, 6, 81. See also, Hüning, S. *Angew. Chem. Int. Ed.* **1968**, 7, 335; Koskinen, A.M.P.; Muñoz, L. *J. Chem. Soc. Chem. Commun.* **1990**, 652.

²¹⁵Ledon, H. *Synthesis* **1974**, 347, *Org. Synth.* **VI**, 414. For another convenient method, see Ghosh, S.; Datta, I. *Synth. Commun.* **1991**, 21, 191.

²¹⁶Hazen, G.G.; Weinstock, L.M.; Connell, R.; Bollinger, F.W. *Synth. Commun.* **1981**, 11, 947.

²¹⁷Taber, D.F.; Ruckle Jr., R.E.; Hennessy, M.J. *J. Org. Chem.* **1986**, 51, 4077.

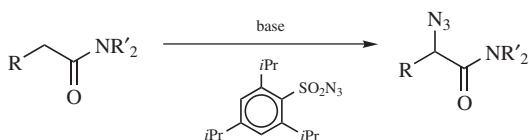
²¹⁸Baum, J.S.; Shook, D.A.; Davies, H.M.L.; Smith, H.D. *Synth. Commun.* **1987**, 17, 1709.

²¹⁹Doering, W. von E.; DePuy, C.H. *J. Am. Chem. Soc.* **1953**, 75, 5955.

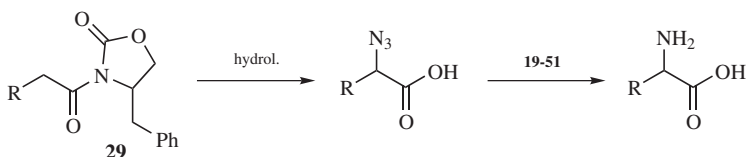
²²⁰For a similar approach, see Danheiser, R.L.; Miller, R.F.; Brisbois, R.G.; Park, S.Z. *J. Org. Chem.* **1990**, 55, 1959.

12-11 Conversion of Amides to α -Azido Amides

Azidation or Azido-de-hydrogenation

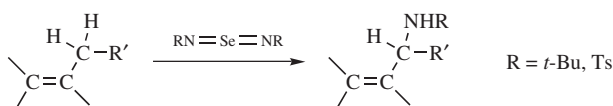


In reaction **12-10**, treatment of $Z\text{-CH}_2\text{-Z}'$ with tosyl azide gave the α -diazo compound via diazo transfer. When this reaction is performed on a compound with a single Z group such as an amide, formation of the azide becomes a competing process via the enolate anion.²²¹ Factors favoring azide formation rather than diazo transfer include K^+ as the enolate counterion rather than Na^+ or Li^+ and the use of 2,4,6-triisopropylbenzenesulfonyl azide rather than TsN_3 . When the reaction was applied to amides with a chiral R' , such as the oxazolidinone derivative **29**, it was highly stereoselective, and the product could be converted to an optically active amino acid.²²¹



12-12 Direct Amination at an Activated Position

Alkyamino-de-hydrogenation, and so on



Alkenes can be aminated²²² in the allylic position by treatment with solutions of imido selenium compounds $R\text{-N=Se=N-R}$.²²³ The reaction, which is similar to the allylic oxidation of alkenes with SeO_2 (see **19-14**), has been performed with $R = t\text{-Bu}$ and $R = Ts$. The imido sulfur compound $TsN=S=NTs$ has also been used,²²⁴ as well

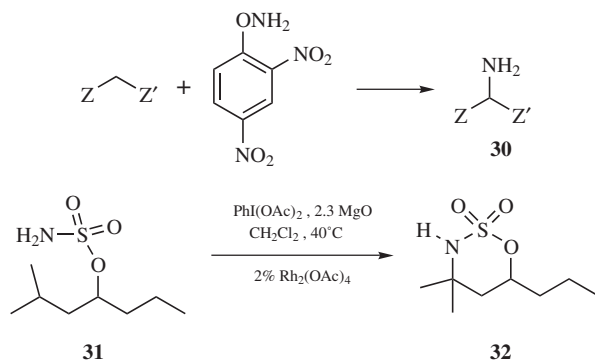
²²¹Evans, D.A.; Britton, T.C. *J. Am. Chem. Soc.* **1987**, *109*, 6881, and references cited therein.

²²²For a review of direct aminations, see Sheradsky, T., in Patai, S. *The Chemistry of Functional Groups, Supplement F*, pt. 1, Wiley, NY, **1982**, pp. 395–416.

²²³Sharpless, K.B.; Hori, T.; Truesdale, L.K.; Dietrich, C.O. *J. Am. Chem. Soc.* **1976**, *98*, 269. For another method, see Kresze, G.; Münsterer, H. *J. Org. Chem.* **1983**, *48*, 3561. For a review, see Cheikh, R.B.; Chaabouni, R.; Laurent, A.; Mison, P.; Nafti, A. *Synthesis* **1983**, 685, pp. 691–696.

²²⁴Sharpless, K.B.; Hori, T. *J. Org. Chem.* **1979**, *41*, 176; Singer, S.P.; Sharpless, K.B. *J. Org. Chem.* **1978**, *43*, 1448. For other reagents, see Mahy, J.P.; Bedi, G.; Battioni, P.; Mansuy, D. *Tetrahedron Lett.* **1988**, *29*, 1927; Tsushima, S.; Yamada, Y.; Onami, T.; Oshima, K.; Chaney, M.O.; Jones, N.D.; Swartzendruber, J.K. *Bull. Chem. Soc. Jpn.* **1989**, *62*, 1167.

as $\text{PhNHOH-FeCl}_2/\text{FeCl}_3$.²²⁵ Benzylic positions can be aminated with *t*-BuOOCONHTs in the presence of a catalytic amount of $\text{Cu}(\text{OTf})_2$.²²⁶ In another reaction, compounds containing an active hydrogen can be converted to primary amines (**30**) in moderate yields by treatment with *O*-(2,4-dinitrophenyl)hydroxylamine.²²⁷



Tertiary alkyl hydrogen can be replaced in some cases via C–H nitrogen insertion. The reaction of sulfamate ester **31** with $\text{PhI}(\text{OAc})_2$, MgO and a dinuclear Rh carboxylate catalyst, for example, generated oxathiazinane **32**.²²⁸ This transformation is a formal oxidation, and primary carbamates have been similarly converted to oxazolidin-2-ones.²²⁹

In an indirect amination process, acyl halides are converted to amino acids.²³⁰ Reaction of the acyl halide with a chiral oxazolidinone leads to a chiral amide, which reacts with the $\text{N}=\text{N}$ unit of a dialkyl azodicarboxylate [$\text{R}^2\text{O}_2\text{C}-\text{N}=\text{N}-\text{CO}_2\text{R}'$]. Hydrolysis and catalytic hydrogenation leads to an amino acid with good enantioselectivity.²²⁶

See also, **10-39**.

12-13 Insertion by Nitrenes

CH-[Acylimino]-insertion, and so on



²²⁵Srivastava, R.S.; Nicholas, K.M. *Tetrahedron Lett.* **1994**, 35, 8739.

²²⁶Kohmura, Y.; Kawasaki, K.; Katsuki, T. *Synlett*, **1997**, 1456.

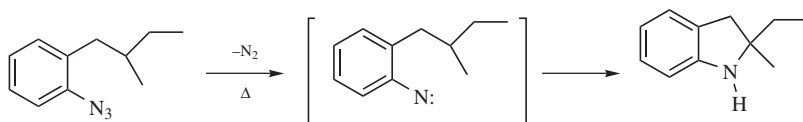
²²⁷Sheradsky, T.; Salemnick, G.; Nir, Z. *Tetrahedron* **1972**, 28, 3833; Radhakrishna, A.; Loudon, G.M.; Miller, M.J. *J. Org. Chem.* **1979**, 44, 4836.

²²⁸Espino, C. G.; Wehn, P. M.; Chow, J.; Du Bois, J. *J. Am. Chem. Soc.* **2001**, 123, 6935.

²²⁹Espino, C.G.; Du Bois, J. *Angew. Chem. Int. Ed.* **2001**, 40, 598.

²³⁰Trimble, L.A.; Vederas, J.C. *J. Am. Chem. Soc.* **1986**, 108, 6397; Evans, D.A.; Britton, T.C.; Dorow, R.L.; Dellaria, J.F. *Tetrahedron* **1988**, 44, 5525; Gennari, C.; Colombo, L.; Bertolini, G. *J. Am. Chem. Soc.* **1986**, 108, 6394; Oppolzer, W.; Moretti, R. *Helv. Chim. Acta* **1986**, 69, 1923; *Tetrahedron* **1988**, 44, 5541; Guanti, G.; Banfi, L.; Narisano, E. *Tetrahedron* **1988**, 44, 5523.

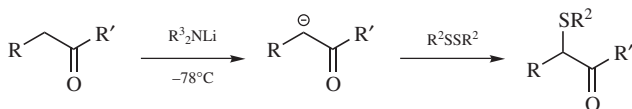
Carbonylnitrenes: NCOW ($W = R', Ar, \text{ or } OR'$) are very reactive species (p. 293) and insert into the C–H bonds of alkanes to give amides ($W = R' \text{ or } Ar$) or carbamates ($W = OR'$).²³¹ The nitrenes are generated as discussed on p. 293. The order of reactivity among alkane C–H bonds is tertiary > secondary > primary.²³² Indications are that in general it is only singlet and not triplet nitrenes that insert.²³³ Retention of configuration is found at a chiral carbon.²³⁴ The mechanism is presumably similar to the simple one-step mechanism for insertion of carbenes (**12-21**). Other nitrenes [e.g., cyanonitrene (NCN)²³⁵ and aryl nitrenes (NAr)²³⁶] can also insert into C–H bonds, but alkylnitrenes usually undergo rearrangement before they can react with the alkane. *N*-Carbamoyl nitrenes undergo insertion reactions that often lead to mixtures of products, but exceptions are known,²³⁷ chiefly in cyclizations.²³⁸ For example, heating of 2-(2-methylbutyl)phenyl azide gave ~60% 2-ethyl-2-methylindoline.²³⁴ Enantioselective nitrene insertion reactions are known.²³⁹



D. Sulfur Electrophiles

12-14 Sulfenylation, Sulfonation, and Selenylation of Ketones and Carboxylic Esters

Alkylthio-de-hydrogenation, and so on



²³¹For a review, see Lwowski, W., in Lwowski, W. *Nitrenes*, Wiley, NY, **1970**, pp. 199–207.

²³²For example, see Maslak, P. *J. Am. Chem. Soc.* **1989**, *111*, 8201. Nitrenes are much more selective (and less reactive) in this reaction than carbenes (**12-17**). For a discussion, see Alewood, P.F.; Kazmaier, P.M.; Rauk, A. *J. Am. Chem. Soc.* **1973**, *95*, 5466.

²³³For example, see Simson, J.M.; Lwowski, W. *J. Am. Chem. Soc.* **1969**, *91*, 5107; Inagaki, M.; Shingaki, T.; Nagai, T. *Chem. Lett.* **1981**, 1419.

²³⁴Smolinsky, G.; Feuer, B.I. *J. Am. Chem. Soc.* **1964**, *86*, 3085.

²³⁵For a review of cyanonitrenes, see Anastassiou, A.G.; Shepelavy, J.N.; Simmons, H.E.; Marsh, F.D., in Lwowski, W. *Nitrenes*, Wiley, NY, **1970**, pp. 305–344.

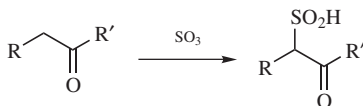
²³⁶For a review of aryl nitrenes, see Scriven, E.F.V. *Azides and Nitrenes*, Academic Press, NY, **1984**, pp. 95–204.

²³⁷For a synthetically useful noncyclization example, see Meinwald, J.; Aue, D.H. *Tetrahedron Lett.* **1967**, 2317.

²³⁸For a list of examples, with references, see Larock, R.C. *Comprehensive Organic Transformations*, 2nd ed., Wiley-VCH, NY, **1999**, pp. 1148–1149.

²³⁹For a review, see Müller, P.; Fruit, C. *Chem. Rev.* **2003**, *103*, 2905.

Sulfonation or Sulfo-de-hydrogenation



Ketones, carboxylic esters (including lactones),²⁴⁰ and amides (including lactams)²⁴¹ can be sulfenylated²⁴² in the α position by conversion to the enolate ion with a base, such as lithium *N*-isopropylcyclohexylamide and subsequent treatment with a disulfide.²⁴³ The reaction, shown above for ketones, involves nucleophilic substitution at sulfur. Analogously, α -phenylseleno ketones $\text{RCH}(\text{SePh})\text{COR}'$ and α -phenylseleno esters $\text{RCH}(\text{SePh})\text{COOR}'$ can be prepared²⁴⁴ by treatment of the corresponding enolate anions with PhSeBr ,²⁴⁵ PhSeSePh ,²⁴⁶ or benzeneseleninic anhydride $\text{PhSe}(\text{O})\text{OSe}(\text{O})\text{Ph}$.²⁴⁷ Another method for the introduction of a phenylseleno group into the α position of a ketone involves simple treatment of an ethyl acetate solution of the ketone with PhSeCl (but not PhSeBr) at room temperature.²⁴⁸ This procedure is also successful for aldehydes, but not for carboxylic esters. *N*-Phenylselenophthalimide has been used to convert ketones²⁴⁹ and aldehydes²⁵⁰ to the α -PhSe derivative. In another method that avoids the use of PhSeX reagents, a ketone enolate is treated with selenium to give an $\text{R}'\text{COCHRSe}^-$ ion, which is treated with MeI , producing the α -methylseleno ketone $\text{R}'\text{COCHRSeMe}$.²⁵¹ This method has also been applied to carboxylic esters.

²⁴⁰Trost, B.M.; Salzmann, T.N. *J. Am. Chem. Soc.* **1973**, *95*, 6840; Seebach, D.; Teschner, M. *Tetrahedron Lett.* **1973**, 5113. For discussions, see Trost, B.M. *Pure Appl. Chem.* **1975**, *43*, 563, pp. 572–578; Caine, D., in Augustine, R.L. *Carbon–Carbon Bond Formation*, Vol. 1, Marcel Dekker, NY, **1979**, pp. 278–282.

²⁴¹Zoretic, P.A.; Soja, P. *J. Org. Chem.* **1976**, *41*, 3587; Gassman, P.G.; Balchunis, R.J. *J. Org. Chem.* **1977**, *42*, 3236.

²⁴²For a discussion of the synthesis of sulfenates, see Sandrinelli, F.; Fontaine, G.; Perrio, S.; Beslin, P. *J. Org. Chem.* **2004**, *69*, 6916.

²⁴³For another reagent, see Scholz, D. *Synthesis* **1983**, 944.

²⁴⁴For reviews of selenylations, see Back, T.G., in Liotta, D.C. *Organoselenium Chemistry*, Wiley, NY, **1987**, pp. 1–125; Paulmier, C. *Selenium Reagents and Intermediates in Organic Synthesis*, Pergamon, Elmsford, NY, **1986**, pp. 95–98.

²⁴⁵Reich, H.J.; Reich, I.J.; Renga, J.M. *J. Am. Chem. Soc.* **1973**, *95*, 5813; Clive, D.L.J. *J. Chem. Soc. Chem. Commun.* **1973**, 695; Brocksom, T.J.; Petragani, N.; Rodrigues, R. *J. Org. Chem.* **1974**, *39*, 2114; Schwartz, J.; Hayasi, Y. *Tetrahedron Lett.* **1980**, *21*, 1497. See also Liotta, D. *Acc. Chem. Res.* **1984**, *17*, 28.

²⁴⁶Grieco, P.A.; Miyashita, M. *J. Org. Chem.* **1974**, *39*, 120. α -Phenylselenation can also be accomplished with PhSeSePh , SeO_2 , and an acid catalyst: Miyoshi, N.; Yamamoto, T.; Kambe, N.; Murai, S.; Sonoda, N. *Tetrahedron Lett.* **1982**, *23*, 4813.

²⁴⁷Barton, D.H.R.; Morzycki, J.W.; Motherwell, W.B.; Ley, S.V. *J. Chem. Soc. Chem. Commun.* **1981**, 1044.

²⁴⁸Sharpless, K.B.; Lauer, R.F.; Teranishi, A.Y. *J. Am. Chem. Soc.* **1973**, *95*, 6137.

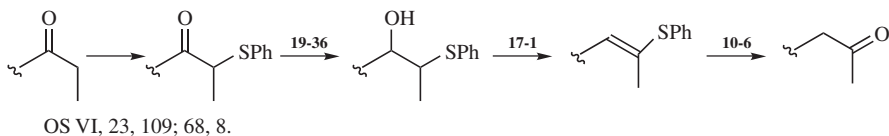
²⁴⁹Cossy, J.; Furet, N. *Tetrahedron Lett.* **1993**, *34*, 7755.

²⁵⁰Wang, W.; Wang, K.; Li, H. *Org. Lett.* **2004**, *6*, 2817.

²⁵¹Saindane, M.; Barnum, C.; Enslley, H.; Balakrishnan, P. *Tetrahedron Lett.* **1981**, *22*, 3043; Liotta, D. *Acc. Chem. Res.* **1984**, *17*, 28.

Silyl enol ethers are converted to α -thioalkyl and α -thioaryl ketones via a sulfenylation method, driven by aromatization of an added quinone mono-*O,S*-acetal in the presence of Me_3SiOTf .²⁵²

The α -seleno and α -sulfenyl carbonyl compounds prepared by this reaction can be converted to α,β -unsaturated carbonyl compounds (**17-12**). The sulfenylation reaction has also been used²⁵³ as a key step in a sequence for moving the position of a carbonyl group to an adjacent carbon.²⁵⁴



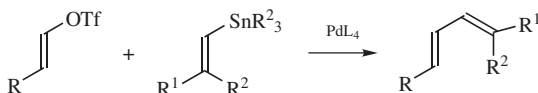
Aldehydes, ketones, and carboxylic acids containing α hydrogens can be sulfonated with sulfur trioxide.²⁵⁵ The mechanism is presumably similar to that of **12-4**. Sulfonation has also been accomplished at vinylic hydrogen.

OS VI, 23, 109; VIII, 550. OS IV, 846, 862.

E. Carbon Reagents

12-15 Arylation and Alkylation of Alkenes

Alkylation or Alkyl-de-oxysulfonation (de-halogenation), Arylation or Aryl-de-oxysulfonation (de-halogenation), and so on



Vinyl triflates ($\text{C}=\text{C}-\text{OSO}_2\text{CF}_3$) react with vinyl tin derivatives in the presence of palladium catalysts to form dienes, in what is known as the *Stille coupling*.²⁵⁶ Vinyl triflates can be prepared from the enolate by reaction with *N*-phenyl triflimide.²⁵⁷ Vinyltin compounds are generally prepared by the reaction of an alkyne with an trialkyltin halide (see **15-17** and **15-21**).²⁵⁸ Still cross-coupling reactions are quite important.²⁵⁹ Stille reactions are compatible with many functional groups,

²⁵²Matsugi, M.; Murata, K.; Gotanda, K.; Nambu, H.; Anilkumar, G.; Matsumoto, K.; Kita, Y. *J. Org. Chem.*, **2001**, *66*, 2434.

²⁵³Trost, B.M.; Hiroi, K.; Kurozumi, S. *J. Am. Chem. Soc.* **1975**, *97*, 438.

²⁵⁴There are numerous other ways of achieving this conversion. For reviews, see Morris, D.G. *Chem. Soc. Rev.* **1982**, *11*, 397; Kane, V.V.; Singh, V.; Martin, A.; Doyle, D.L. *Tetrahedron* **1983**, *39*, 345.

²⁵⁵For a review, see Gilbert, E.E. *Sulfonation and Related Reactions*, Wiley, NY, **1965**, pp. 33–61.

²⁵⁶Scott, W.J.; Crisp, G.T.; Stille, J.K. *J. Am. Chem. Soc.* **1984**, *106*, 4630. See Roth, G.P.; Farina, V.; Liebeskind, L.S.; Peña-Cabrera, E. *Tetrahedron Lett.* **1995**, *36*, 2191 for an optimized version of this reaction.

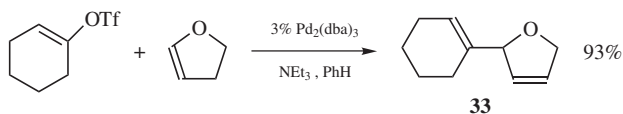
²⁵⁷McMurry, J.E.; Scott, W.J. *Tetrahedron Lett.* **1983**, *24*, 979.

²⁵⁸For an example, see Maleczka Jr., R.E.; Lavis, J.M.; Clark, D.H.; Gallagher, W.P. *Org. Lett.* **2000**, *2*, 3655.

²⁵⁹Stille, J.K. *Angew. Chem. Int. Ed.* **1986**, *25*, 508; Stille, J.K.; Groh, B.L. *J. Am. Chem. Soc.* **1987**, *109*, 813; Farina, V.; Krishnamurthy, V.; Scott, W.J. *Org. React.* **1997**, *50*, 1.

proceed with a retention of geometry of the C=C units, and are usually regioselective with respect to the newly formed C–C σ -bond. Vinyl halides can be used,²⁶⁰ and allenic tin compounds have been used.²⁶¹ Intramolecular reactions are possible.²⁶² Stille coupling has been done using microwave irradiation,²⁶³ in fluorosolvents,²⁶⁴ and in supercritical carbon dioxide (see p. 415).²⁶⁵ One-pot hydrostannylation/Stille coupling has been reported using catalytic amounts of tin with alkyne substrates reacting with vinyl halides.²⁶⁶

This reaction is highly stereoselective. Cine substitution is known with this reaction, and its mechanism has been studied.²⁶⁷ Using ArSnCl_3 derivatives, Stille coupling can be done in aq. KOH.²⁶⁸ A related reaction couples reagents with C=C–I⁺Ph reagents, in the presence of a palladium catalyst.²⁶⁹ Aryl halides²⁷⁰ and heteroaryl halides²⁷¹ can be coupled to vinyltin reagents²⁷² using a palladium catalyst. Vinylation of heteroaryl triflates²⁷³ also possible. Vinyl halides can be coupled to alkenes to form dienes.²⁷⁴ The reaction of dihydrofurans with vinyl triflates and a palladium catalyst leads to a nonconjugated diene, **33**.²⁷⁵ This example illustrates that the product is formed by an elimination step, as with the Heck reaction (**13-10**), and double bond migration can occur resulting in allylic rearrangement.



²⁶⁰Johnson, C.R.; Adams, J.P.; Braun, M.P.; Senanayake, C.B.W. *Tetrahedron Lett.* **1992**, 33, 919.

²⁶¹Badone, D.; Cardamone, R.; Guzzi, U. *Tetrahedron Lett.* **1994**, 35, 5477.

²⁶²Segorbe, M.M.; Adrio, J.; Carretero, J.C. *Tetrahedron Lett.* **2000**, 41, 1983.

²⁶³Larhed, M.; Hoshino, M.; Hadida, S.; Curran, D.P.; Hallberg, A. *J. Org. Chem.* **1997**, 62, 5583; Olofsson, K.; Kim, S.-Y.; Larhed, M.; Curran, D.P.; Hallberg, A. *J. Org. Chem.* **1999**, 64, 4539.

²⁶⁴Olofsson, K.; Kim, S.-Y.; Larhed, M.; Curran, D.P.; Hallberg, A. *J. Org. Chem.* **1999**, 64, 4539; Hoshino, M.; Degenkolb, P.; Curran, D.P. *J. Org. Chem.* **1997**, 62, 8341; Curran, D.P.; Hadida, S. *J. Am. Chem. Soc.* **1996**, 118, 2531.

²⁶⁵Jessop, P. G.; Ikariya, T.; Noyori, R. *Chem. Rev.* **1999**, 99, 475.

²⁶⁶Maleczka Jr., R.E.; Gallagher, W.P.; Terstiege, I. *J. Am. Chem. Soc.* **2000**, 122, 384; Gallagher, W.P.; Terstiege, I.; Maleczka Jr., R.E. *J. Am. Chem. Soc.* **2001**, 123, 3194.

²⁶⁷Farina, V.; Hossain, M.A. *Tetrahedron Lett.* **1996**, 37, 6997.

²⁶⁸Rai, R.; Aubrecht, K.B.; Collum, D.B. *Tetrahedron Lett.* **1995**, 36, 3111.

²⁶⁹Moriarty, R.M.; Epa, W.R. *Tetrahedron Lett.* **1992**, 33, 4095.

²⁷⁰Corriu, R.J.P.; Geng, B.; Moreau, J.J.E. *J. Org. Chem.* **1993**, 58, 1443; Levin, J.I. *Tetrahedron Lett.* **1993**, 34, 6211; Littke, A.F.; Fu, G.C. *Angew. Chem. Int. Ed.* **1999**, 38, 2411.

²⁷¹Barchin, B.M.; Valenciano, J.; Cuadro, A.M.; Builla-Alvarez, J.; Vaquero, J.J. *Org. Lett.* **1999**, 1, 545; Clapham, B.; Sutherland, A.J. *J. Org. Chem.* **2001**, 66, 9033.

²⁷²For a coupling reaction using a butenolide-vinyltin reagent, see Rousset, S.; Abarbri, M.; Thibonnet, J.; Duchêne, A.; Parrain, J.-L. *Org. Lett.* **1999**, 1, 701. For a vinyltin reagent with a nitrogen substituent (a tinylated enamide), see Minière, S.; Cintrat, J.-C. *J. Org. Chem.* **2001**, 66, 7385.

²⁷³Bernabé, P.; Rutjes, P.J.T.; Hiemstra, H.; Speckamp, W.N. *Tetrahedron Lett.* **1996**, 37, 3561; Schaus, J.V.; Panek, J.S. *Org. Lett.* **2000**, 2, 469.

²⁷⁴Voigt, K.; Schick, U.; Meyer, F.E.; de Meijere, A. *Synlett* **1994**, 189.

²⁷⁵Gilbertson, S.R.; Fu, Z.; Xie, D. *Tetrahedron Lett.* **2001**, 42, 365.

The accepted mechanism for the Stille reaction involves a catalytic cycle²⁷⁶ in which an oxidative addition²⁷⁷ and a reductive elimination step²⁷⁸ are fast, relative to Sn/Pd transmetalation (the rate-determining step).²⁷⁹ It appears that the more coordinatively unsaturated species, probably with a coordinated solvent molecule, is involved in the electrophilic substitution at tin. Another mechanism has been proposed, in which oxidative addition of the vinyl triflate to the ligated palladium gives a *cis*-palladium complex that isomerizes rapidly to *trans*-palladium complex, which then reacts with the organotin compound following a S_E2 (cyclic) mechanism, with release of a ligand.²⁸⁰ This pathway gives a bridged intermediate, and subsequent elimination of XSnBu₃ yields a three-coordinate species *cis*-palladium complex, which readily gives the coupling product.²⁸⁰

Cyclopropylboronic acids (**12-28**) couple with vinylic halides²⁸¹ or vinyl triflates²⁸² to give vinylcyclopropanes, using a palladium catalyst. Vinyl borates (**12-28**) were coupled to vinyl triflates using a palladium catalyst.²⁸³ In a variation, phenylboronic acid reacted with a symmetrical internal alkyne and a nickel catalyst to give a conjugated diene bearing a phenyl group.²⁸⁴ Stille coupling to enols has been reported.²⁸⁵ A variation of this latter reaction coupled vinyl triflates to vinyl ethers, without a palladium catalyst, but using microwave irradiation.²⁸⁶ The

²⁷⁶Stanforth, S.P. *Tetrahedron* **1998**, *54*, 263; Farina, V.; Roth, G.P. *Adv. Metalorg. Chem.* **1996**, *5*, 1; Curran, D.P.; Hoshino, M. *J. Org. Chem.* **1996**, *61*, 6480; Mateo, C.; Cárdenas, D.J.; Fernández-Rivas, C.; Echavarrén, A.M. *Chem. Eur. J.* **1996**, *2*, 1596; Roth, G.P.; Farina, V.; Liebeskind, L.S.; Peña-Cabrera, E. *Tetrahedron Lett.* **1995**, *36*, 2191; Mitchell, T.N. *Synthesis* **1992**, 803; Scott, W.J.; Stille, J.K. *J. Am. Chem. Soc.* **1986**, *108*, 3033; Stille, J.K. *Angew. Chem., Int. Ed.* **1986**, *25*, 508; Beletskaya, I.P. *J. Organomet. Chem.* **1983**, *250*, 551; Farina, V., in: Abel, E. W., Stone, F. G. A., Wilkinson, G. *Comprehensive Organometallic Chemistry II*, Vol. 12, Pergamon, Oxford, U.K., **1995**, Chapter 3.4.; Brown, J.M.; Cooley, N.A. *Chem. Rev.* **1988**, *88*, 1031.

²⁷⁷Amatore, C.; Jutand, A.; Suarez, A. *J. Am. Chem. Soc.* **1993**, *115*, 9531; Amatore, C.; Pflüger, F. *Organometallics* **1990**, *9*, 2276, and references cited therein.

²⁷⁸Ozawa, F.; Fujimori, M.; Yamamoto, T.; Yamamoto, A. *Organometallics* **1986**, *5*, 2144; Tatsumi, K.; Hoffmann, R.; Yamamoto, A.; Stille, J.K. *Bull. Chem. Soc. Jpn.* **1981**, *54*, 1857; Ozawa, F.; Ito, T.; Nakamura, Y.; Yamamoto, A. *Bull. Chem. Soc. Jpn.* **1981**, *54*, 1868; Moravskiy, A.; Stille, J.K. *J. Am. Chem. Soc.* **1981**, *103*, 4182; Loar, M.K.; Stille, J.K. *J. Am. Chem. Soc.* **1981**, *103*, 4174; Ozawa, F.; Ito, T.; Yamamoto, A. *J. Am. Chem. Soc.* **1980**, *102*, 6457; Gillie, A.; Stille, J.K. *J. Am. Chem. Soc.* **1980**, *102*, 4933; Komiya, S.; Albright, T.A.; Hoffmann, R.; Kochi, J.K. *J. Am. Chem. Soc.* **1976**, *98*, 7255.

²⁷⁹Labadie, J.W.; Stille, J.K. *J. Am. Chem. Soc.* **1983**, *105*, 6129; Eaborn, C.; Odell, K.J.; Pidcock, A. *J. Chem. Soc., Dalton Trans.* **1978**, 357; Eaborn, C.; Odell, K.J.; Pidcock, A. *J. Chem. Soc., Dalton Trans.* **1979**, 758; Deacon, G.B.; Gatehouse, B.M.; Nelson-Reed, K.T. *J. Organomet. Chem.* **1989**, *359*, 267.

²⁸⁰Casado, A.L.; Espinet, P.; Gallego, A.M. *J. Am. Chem. Soc.* **2000**, *122*, 11771; Casado, A.L.; Espinet, P. *J. Am. Chem. Soc.* **1998**, *120*, 8978.

²⁸¹Zhou, S.-m.; Deng, M.-z. *Tetrahedron Lett.* **2000**, *41*, 3951.

²⁸²Yao, M.-L.; Deng, M.-Z. *J. Org. Chem.* **2000**, *65*, 5034; Yao, M.-L.; Deng, M.-Z. *Tetrahedron Lett.* **2000**, *41*, 9083.

²⁸³Occhiato, E.G.; Trabocchi, A.; Guarna, A. *J. Org. Chem.* **2001**, *66*, 2459.

²⁸⁴Shirakawa, E.; Takahashi, G.; Tsuchimoto, T.; Kawakami, Y. *Chem. Commun.* **2001**, 2688.

²⁸⁵See Fu, X.; Zhang, S.; Yin, J.; McAllister, T.L.; Jiang, S.A.; Tann, C.-H.; Thiruvengadam, T.K.; Zhang, F. *Tetrahedron Lett.* **2002**, *43*, 573.

²⁸⁶Vallin, K.S.A.; Larhed, M.; Johansson, K.; Hallberg, A. *J. Org. Chem.* **2000**, *65*, 4537.

coupling of vinyl silanes to give the symmetrically conjugated diene using CuCl and air was reported.²⁸⁷ Vinyl zinc halides were coupled to 1-halo enol ether to give a conjugated diene bearing a vinyl ether unit, using a palladium catalyst.²⁸⁸ Tertiary propargyl alcohols ($R-C=C-CMe_2OH$) are coupled to conjugated alkenes in a Heck-like process using a palladium catalyst and oxygen to give the conjugated ene-yne.²⁸⁹

Coupling is not restricted to two vinyl units or an aryl with a vinyl. 1-Lithioalkynes were coupled to vinyl tellurium compounds ($C=C-TeBu$) using a nickel catalyst²⁹⁰ or a palladium catalyst²⁹¹ to give a conjugated en-yne. 2-Alkynes ($R-C=C-Me$) react with $HgCl_2$, *n*-butyllithium, and $ZnBr_2$, sequentially, and then with vinyl iodides and a palladium catalyst to give the nonconjugated en-yne.²⁹² Alkynyl groups can be coupled to vinyl groups to give ene-ynes, via reaction of silver alkynes ($Ag-C=C-R$) with vinyl triflates and a palladium catalyst.²⁹³ In the presence of CuI and a palladium catalyst, vinyl triflates²⁹⁴ or vinyl halides²⁹⁵ couple to terminal alkynes. Alkynyl zinc reagents ($R-C=C-ZnBr$) can be coupled to vinyl halides with a palladium catalyst to give the conjugate ene-yne.²⁹⁶

Alkyl groups can be coupled to a vinyl unit to give substituted alkenes. The reaction of vinyl iodides and $EtZnBr$, with a palladium catalyst, gave the ethylated alkene ($C=C-Et$).²⁹⁷ A similar coupling reaction was observed with $RZnI$ reagents and vinyl nitro compounds ($C=C-NO_2$), which gave the alkyne ($C=C-R$) with microwave irradiation.²⁹⁸ Aliphatic alkyl bromides reacted with vinyltin compounds to give the alkylated alkene using a palladium catalyst.²⁹⁹ Allylic tosylates were coupled to conjugated alkenes to give a non-conjugated diene using a palladium catalyst.³⁰⁰ An internal coupling reaction was reported in which an alkenyl enamide (**34**) reacted with Ag_3PO_4 and a chiral palladium catalyst to give **35** enantioselectively.³⁰¹

²⁸⁷Nishihara, Y.; Ikegashira, K.; Toriyama, F.; Mori, A.; Hiyama, T. *Bull. Chem. Soc. Jpn.* **2000**, *73*, 985.

²⁸⁸Su, M.; Kang, Y.; Yu, W.; Hua, Z.; Jin, Z. *Org. Lett.* **2002**, *4*, 691.

²⁸⁹Nishimura, T.; Araki, H.; Maeda, Y.; Uemura, S. *Org. Lett.* **2003**, *5*, 2997.

²⁹⁰Raminelli, C.; Gargalak, Jr., J.; Silveira, C.C.; Comasseto, J.V. *Tetrahedron Lett.* **2004**, *45*, 4927; Silveira, C.C.; Braga, A.L.; Vieira, A.S.; Zeni, G. *J. Org. Chem.* **2003**, *68*, 662.

²⁹¹Zeni, G.; Comasseto, J.V. *Tetrahedron Lett.* **1999**, *40*, 4619.

²⁹²Ma, S.; Zhang, A.; Yu, Y.; Xia, W. *J. Org. Chem.* **2000**, *65*, 2287.

²⁹³Dillinger, S.; Bertus, P.; Pale, P. *Org. Lett.* **2001**, *3*, 1661. See Halbes, U.; Bertus, P.; Pale, P. *Tetrahedron Lett.* **2001**, *42*, 8641; Bertus, P.; Halbes, U.; Pale, P. *Eur. J. Org. Chem.* **2001**, 4391.

²⁹⁴Braga, A.L.; Emmerich, D.J.; Silveira, C.C.; Martins, T.L.C.; Rodrigues, O.E.D. *Synlett* **2001**, 369.

²⁹⁵Lee, J.-H.; Park, J.-S.; Cho, C.-G. *Org. Lett.* **2002**, *4*, 1171. For an example using another copper catalyst, see Bates, C.G.; Saejueng, P.; Venkataraman, D. *Org. Lett.* **2004**, *6*, 1441.

²⁹⁶Negishi, E.; Qian, M.; Zeng, F.; Anastasia, L.; Babinski, D. *Org. Lett.* **2003**, *5*, 1597.

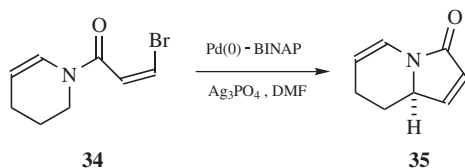
²⁹⁷Abarbri, M.; Parrain, J.-L.; Kitamura, M.; Noyori, R.; Duchêne, A. *J. Org. Chem.* **2000**, *65*, 7475.

²⁹⁸Hu, Y.; Yu, J.; Yang, S.; Wang, J.-X.; Yin, Y. *Synth. Commun.* **1999**, *29*, 1157.

²⁹⁹Menzel, K.; Fu, G.C. *J. Am. Chem. Soc.* **2003**, *125*, 3718.

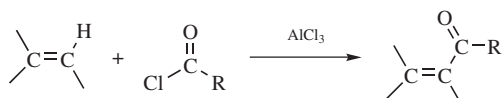
³⁰⁰Tsukada, N.; Sato, T.; Inoue, Y. *Chem. Commun.* **2003**, 2404.

³⁰¹Kiewel, K.; Tallant, M.; Sulikowski, G.A. *Tetrahedron Lett.* **2001**, *42*, 6621.

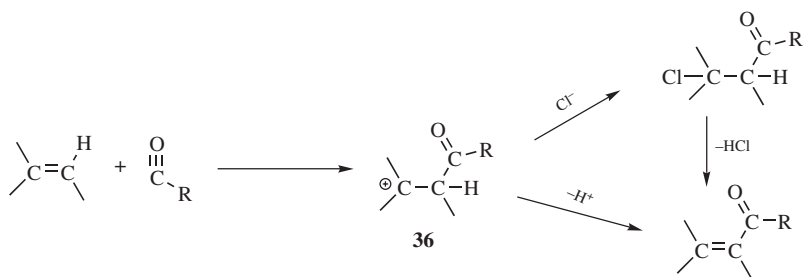


12-16 Acylation at an Aliphatic Carbon

Acylation or Acyl-de-hydrogenation



Alkenes can be acylated with an acyl halide and a Lewis acid catalyst in what is essentially a Friedel–Crafts reaction at an aliphatic carbon.³⁰² The product can arise by two paths. The initial attack is by the π -bond of the alkene unit on the acyl cation (RCO^+ ; or on the acyl halide free or complexed; see **11-17**) to give a carbocation, **36**.

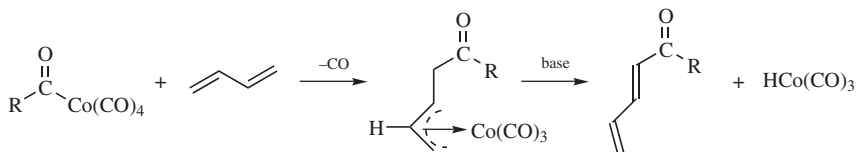


Ion **36** can either lose a proton or combine with chloride ion. If it loses a proton, the product is an unsaturated ketone; the mechanism is similar to the tetrahedral mechanism of Chapter 10, but with the charges reversed. If it combines with chloride, the product is a β -halo ketone, which can be isolated, so that the result is addition to the double bond (see **15-47**). On the other hand, the β -halo ketone may, under the conditions of the reaction, lose HCl to give the unsaturated ketone, this time by an addition–elimination mechanism. In the case of unsymmetrical alkenes, the more stable alkene is formed (the more highly substituted and/or conjugated alkene, following Markovnikov's rule, see p. 1019). Anhydrides and carboxylic acids (the latter with a proton acid such as anhydrous HF , H_2SO_4 , or polyphosphoric acid as a catalyst) are sometimes used instead of acyl halides. With some sub-

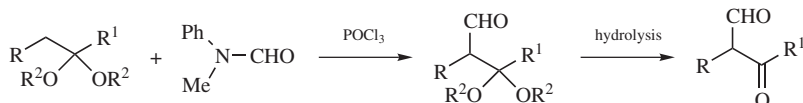
³⁰²For reviews, see Groves, E.E. *Chem. Soc. Rev.* **1972**, *1*, 73; Satchell, D.P.N.; Satchell, R.S., in Patai, S. *The Chemistry of the Carbonyl Group*, Vol. 1, Wiley, NY, **1966**, pp. 259–266, 270–273; Nenitzescu, C.D.; Balaban, A.T., in Olah, G.A. *Friedel–Crafts and Related Reactions*, Vol. 3, Wiley, NY, **1964**, pp. 1033–1152.

strates and catalysts double-bond migrations are occasionally encountered so that, for example, when 1-methylcyclohexene was acylated with acetic anhydride and zinc chloride, the major product was 6-acetyl-1-methylcyclohexene.³⁰³

Conjugated dienes can be acylated by treatment with acyl- or alkylcobalt tetracarbonyls, followed by base-catalyzed cleavage of the resulting π -allyl carbonyl derivatives³⁰⁴ (π -allyl metal complexes were discussed on p. 117. The reaction is very general. With unsymmetrical dienes, the acyl group generally substitutes most readily at a cis double bond, next at a terminal alkenyl group, and least readily at a trans double bond. The most useful bases are strongly basic, hindered amines, such as dicyclohexylethylamine. The use of an alkylcobalt tetracarbonyl $\text{RCo}(\text{CO})_4$ gives the same product as that shown above. Acylation of vinylic ethers has been accomplished with aromatic acyl chlorides, a base, and a palladium catalyst: $\text{ROCH}=\text{CH}_2 \rightarrow \text{ROCH}=\text{CHCOAr}$.³⁰⁵



Formylation of alkenes can be accomplished with *N*-disubstituted formamides and POCl_3 .³⁰⁶ This is an aliphatic Vilsmeier reaction (see **11-18**). Vilsmeier formylation can also be performed on the α position of acetals and ketals, so that hydrolysis of the products gives keto aldehydes or dialdehydes.³⁰⁷ A variation of this reaction heated a 1,1-dibromoalkene with a secondary amine in aq. DMF to give the corresponding amide.³⁰⁸



Acetylation of acetals or ketals can be accomplished with acetic anhydride and BF_3 -etherate.³⁰⁹ The mechanism with acetals or ketals also involves attack at an

³⁰³Deno, N.C.; Chafetz, H. *J. Am. Chem. Soc.* **1952**, *74*, 3940. For other examples, see Beak, P.; Berger, K.R. *J. Am. Chem. Soc.* **1980**, *102*, 3848; Dubois, J.E.; Sauntally, I.; Lion, C. *Bull. Soc. Chim. Fr.* **1984**, II-133; Grignon-Dubois, M.; Cazaux, M. *Bull. Soc. Chim. Fr.* **1986**, 332.

³⁰⁴For a review, see Heck, R.F., in Wender, I.; Pino, P. *Organic Syntheses via Metal Carbonyls*, Vol. 1, Wiley, NY, **1968**, pp. 388–397.

³⁰⁵Andersson, C.; Hallberg, A. *J. Org. Chem.* **1988**, *53*, 4257.

³⁰⁶For reviews, see Burn, D. *Chem. Ind. (London)* **1973**, 870; Satchell, D.P.N.; Satchell, R.S., in Patai, S. *The Chemistry of the Carbonyl Group*, Vol. 1, Wiley, NY, **1966**, pp. 281–282.

³⁰⁷Youssefyeh, R.D. *Tetrahedron Lett.* **1964**, 2161.

³⁰⁸Shen, W.; Kunzer, A. *Org. Lett.* **2002**, *4*, 1315.

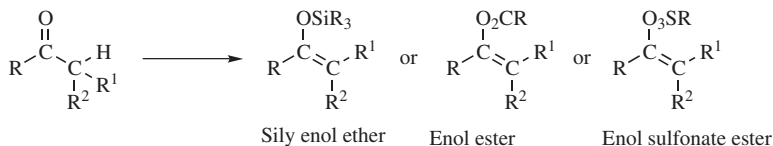
³⁰⁹Youssefyeh, R.D. *J. Am. Chem. Soc.* **1963**, *85*, 3901.

alkenyl carbon, since enol ethers are intermediates.³⁰⁹ Ketones can be formylated in the α position by treatment with CO and a strong base.³¹⁰

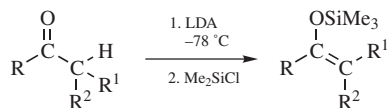
OS IV, 555, 560; VI, 744. Also see OS VI, 28.

12-17 Conversion Of Enolates to Silyl Enol Ethers, Silyl Enol Esters, and Silyl Enol Sulfonate Esters

3/O-Trimethylsilyl-de-hydrogenation



Silyl enol ethers,³¹¹ important reagents with a number of synthetic uses (see, e.g., 10-68, 12-4, 15-24, 15-64, 16-36), can be prepared by base treatment of a ketone (converting it to its enolate anion) followed by addition of a trialkylchlorosilane. Other silylating agents have also been used.³¹² Both strong bases, e.g., lithium diisopropylamide (LDA), and weaker bases (e.g. Et₃N) have been used for this purpose.



In some cases, the base and the silylating agent can be present at the same time.³¹³ Enolates prepared in other ways (e.g., as shown on p. 603) also give the reaction.³¹⁴ The reaction can be applied to aldehydes by the use of the base KH in 1,2-dimethoxyethane.³¹⁵ A particularly mild method for conversion of ketones

³¹⁰See, for example, van der Zeeuw, A.J.; Gersmann, H.R. *Recl. Trav. Chim. Pays-Bas* **1965**, *84*, 1535.

³¹¹For reviews of these compounds, see Poirier, J. *Org. Prep. Proced. Int.* **1988**, *20*, 319; Brownbridge, P. *Synthesis* **1983**, *1*, 85; Rasmussen, J.K. *Synthesis* **1977**, 91. For monographs on silicon reagents in organic synthesis, see Colvin, E.W. *Silicon Reagents in Organic Synthesis*, Academic Press, NY, **1988**. For reviews, see Colvin, E.W., in Hartley, C.R.; Patai, S. *The Chemistry of the Metal-Carbon Bond*, Vol. 4, Wiley, NY, pp. 539–621; Ager, D.J. *Chem. Soc. Rev.* **1982**, *11*, 493; Colvin, E.W. *Chem. Soc. Rev.* **1978**, *7*, 15, pp. 43–50.

³¹²For a review of silylating agents, see Mizhiritskii, M.D.; Yuzhelevskii, Yu.A. *Russ. Chem. Rev.* **1987**, *56*, 355. For a list, with references, see Larock, R.C. *Comprehensive Organic Transformations*, 2nd ed., Wiley-VCH, NY, **1999**, pp. 1488–1491.

³¹³Corey, E.J.; Gross, A.W. *Tetrahedron Lett.* **1984**, *25*, 495. See Lipshutz, B.H.; Wood, M.R.; Lindsley, C.W. *Tetrahedron Lett.* **1995**, *36*, 4385 for a discussion of the role of Me₃SiCl in deprotonations with LiNR₂.

³¹⁴See Cahiez, G.; Figadère, B.; Cléry, P. *Tetrahedron Lett.* **1994**, *35*, 6295.

³¹⁵Ladjama, D.; Riehl, J.J. *Synthesis* **1979**, 504. This base has also been used for ketones: See Orban, J.; Turner, J.V.; Twitchin, B. *Tetrahedron Lett.* **1984**, *25*, 5099.

or aldehydes to silyl enol ethers uses Me_3SiI and the base hexamethyldisilazane, $(\text{Me}_3\text{Si})_2\text{NH}$.³¹⁶ Cyclic ketones can be converted to silyl enol ethers in the presence of acyclic ketones, by treatment with Me_3SiBr , tetraphenylstibonium bromide, Ph_4SbBr , and an aziridine.³¹⁷ bis(trimethylsilyl)acetamide is an effective reagent for the conversion of ketones to the silyl enol ether, typically giving the thermodynamic product (see below).³¹⁸ Silyl enol ethers have also been prepared by the direct reaction of a ketone and a silane (R_3SiH) with a platinum complex catalyst.³¹⁹

Unsymmetrical ketones can give the more substituted (thermodynamic) silyl enol ether or the less substituted (kinetic) product, depending on the use of thermodynamic conditions (protic solvents, e.g., ethanol, water, or ammonia; a base generating a conjugate acid stronger than the starting ketone; more ionic counterions, e.g., K or Na; higher temperatures and longer reaction times) or kinetic conditions (aprotic solvents, such as ether or THF; a base generating a conjugate acid weaker than the starting ketone; more covalent counterions, e.g., Li; lower temperatures and relatively short reaction times). Other reaction conditions have been developed to control or influence the relative amounts of kinetic or thermodynamic silyl enol ether. Magnesium diisopropyl amide has been used to prepare kinetic silyl enol ethers in virtual quantitative yield.³²⁰ Reaction with $\text{Me}_3\text{SiCl/KI}$ in DMF gives primarily the thermodynamic silyl enol ether.³²¹ The reaction of an unsymmetrical ketone with Mg and TMSCl in DMF gives a roughly 2:1 mixture of thermodynamic: kinetic silyl enol ether.³²²

An interesting synthesis of silyl enol ethers involves chain extension of an aldehyde. Aldehydes are converted to the silyl enol ether of a ketone upon reaction with lithium (trimethylsilyl)diazomethane and then a dirhodium catalyst.³²³ Initial reaction of lithium(trimethylsilyl)diazomethane [LTMSD, prepared *in situ* by reaction of butyllithium with (trimethylsilyl)diazomethane] to the aldehyde (e.g., **37**) gave the alkoxide addition product. Protonation, and then capture by a transition-metal catalyst, and a 1,2-hydride migration gave the silyl enol ether, **38**.

³¹⁶Miller, R.D.; McKean, D.R. *Synthesis* **1979**, 730; *Synth. Commun.* **1982**, *12*, 319. See also, Cazeau, P.; Duboudin, F.; Moulines, F.; Babot, O.; Dunogues, J. *Tetrahedron* **1987**, *43*, 2075, 2089; Ahmad, S.; Khan, M.A.; Iqbal, J. *Synth. Commun.* **1988**, *18*, 1679.

³¹⁷Fujiwara, M.; Baba, A.; Matsuda, H. *Chem. Lett.* **1989**, 1247.

³¹⁸Smietana, M.; Mioskowski, C. *Org. Lett.* **2001**, *3*, 1037. See also, Tanabe, Y.; Misaki, T.; Kurihara, M.; Iida, A.; Nishii, Y. *Chem. Commun.* **2002**, 1628.

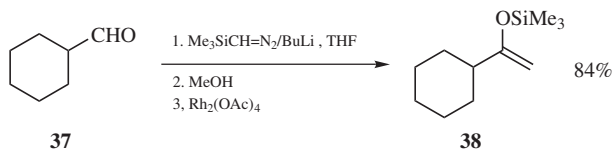
³¹⁹Ozawa, F.; Yamamoto, S.; Kayagishi, S.; Hiraoka, M.; Ideda, S.; Minami, T.; Ito, S.; Yoshifuji, M. *Chem. Lett.* **2001**, 972. For the conversion of a conjugated ketone to a silyl enol ether with R_3SiH and a triarylborane catalyst, see Blackwell, J.M.; Morrison, D.J.; Piers, W.E. *Tetrahedron* **2002**, *58*, 8247. For the conversion of a conjugated ketone to a silyl enol ether with R_3SiH and a rhodium catalyst, see Mori, A.; Kato, T. *Synlett* **2002**, 1167.

³²⁰Lessène, G.; Tripoli, R.; Cazeau, P.; Biran, C.; Bordeau, M. *Tetrahedron Lett.* **1999**, *40*, 4037.

³²¹Lin, J.-M.; Liu, B.-S. *Synth. Commun.* **1997**, *27*, 739.

³²²Patonay, T.; Hajdu, C.; Jekö, J.; Lévai, A.; Micskei, K.; Zucchi, C. *Tetrahedron Lett.* **1999**, *40*, 1373.

³²³Aggarwal, V. K.; Sheldon, C. G.; Macdonald, G. J.; Martin, W. P. *J. Am. Chem. Soc.* **2002**, *124*, 10300.



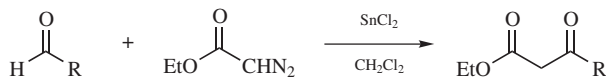
Enol acetates are generally prepared by the reaction of an enolate anion with a suitable acylating reagent.³²⁴ Enolate anions react with acyl halides and with anhydrides to give the acylated product. Both *C*-acylation and *O*-acylation are possible, but in general *O*-acylation predominates.³²⁵ Note that the extent of *O*- versus *C*-acylation is very dependent on the local environment and electronic effects within the enolate anion.³²⁶ Silyl sulfonate esters can be prepared by similar methods, using sulfonic acid anhydrides rather than carboxylic anhydrides. A polymer-supported triflating agent was used to prepare silyl enol triflate from ketones, in the presence of diisopropylethylamine.³²⁷

When a silyl enol ether is the trimethylsilyl derivative ($\text{Me}_3\text{Si-O-C}=\text{C}$), treatment with methylolithium will regenerate the lithium enolate anion and the volatile trimethylsilane (Me_3SiH).³²⁸ The enolate anion can be used in the usual reactions. In a similar reaction, a trimethylsilyl enol ether was treated with Cp_2Zr (from $\text{Cp}_2\text{ZrCl}_2/2 \text{ BuLi/THF}/-78^\circ\text{C}$), and subsequent quenching with D_2O led to incorporation of deuterium at the vinyl carbon ($\text{C}=\text{C}-\text{D}$).³²⁹

OS VI, 327, 445; VII, 282, 312, 424, 512; VIII, 1, 286, 460; IX, 573. See also OS VII, 66, 266. For the conversion of ketones to vinylic triflates,³³⁰ see OS VIII, 97, 126.

12-18 Conversion of Aldehydes to β -Keto Esters or Ketones

Alkoxy-carbonylalkylation or Alkoxy-carbonylalkyl-de-hydrogenation



β -Keto esters have been prepared in moderate to high yields by treatment of aldehydes with diethyl diazoacetate in the presence of a catalytic amount of a Lewis acid, such as SnCl_2 , BF_3 , or GeCl_2 .³³¹ The reaction was successful for both aliphatic and aromatic aldehydes, but the former react more rapidly than the latter, and the

³²⁴For the synthesis of enol acetates, see Larock, R.C. *Comprehensive Organic Transformations*, 2nd ed., Wiley-VCH, NY, **1999**, 1484–1485.

³²⁵See Krapcho, A.P.; Diamanti, J.; Cayen, C.; Bingham, R. *Org. Synth. Coll. Vol. V* **1973**, 198.

³²⁶For example, see Honda, T.; Namiki, H.; Kudoh, M.; Watanabe, N.; Nagase, H.; Mizutani, H. *Tetrahedron Lett.* **2000**, *41*, 5927.

³²⁷Wentworth, A.D.; Wentworth, Jr., P.; Mansoor, U.F.; Janda, K.D. *Org. Lett.* **2000**, *2*, 477.

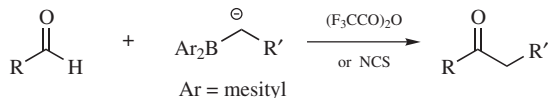
³²⁸House, H.O.; Czuba, L.J.; Gall, M.; Olmstead, H.D. *J. Org. Chem.* **1969**, *34*, 2324.

³²⁹Ganchegui, B.; Bertus, P.; Szymoniak, J. *Synlett* **2001**, 123.

³³⁰Comins, D.L.; Dehghani, A. *Tetrahedron Lett.* **1992**, *33*, 6299.

³³¹Holmquist, C.R.; Roskamp, E.J. *J. Org. Chem.* **1989**, *54*, 3258.

difference is great enough to allow selective reactivity. In a similar process, aldehydes react with certain carbanions stabilized by boron, in the presence of $(F_3CCO)_2O$ or NCS, to give ketones.³³²



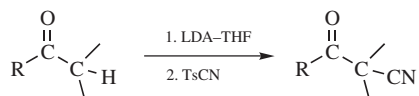
Ketones can be prepared from aryl aldehydes (ArCHO) by treatment with a rhodium complex $(\text{Ph}_3\text{P})_2\text{Rh}(\text{CO})\text{Ar}'$, whereby the Ar group is transferred to the aldehyde, producing the ketone, $\text{Ar}-\text{CO}-\text{Ar}'$.³³³ In a rhodium catalyzed reaction, aryl aldehydes (ArCHO) react with $\text{Me}_3\text{SnAr}'$ to give the diaryl ketone $\text{Ar}-\text{CO}-\text{Ar}'$.³³⁴

12-19 Cyanation or Cyano-de-hydrogenation



There are several reactions in which a C–H unit is replaced by C–CN. In virtually all cases, the hydrogen being replaced is on a carbon α to a heteroatom or functional group. There are several examples.

Introduction of a cyano group α to the carbonyl group of a ketone can be accomplished by prior formation of the enolate anion with LDA in THF and addition of this solution to *p*-TsCN at -78°C .³³⁵ The products are formed in moderate to high yields but the reaction is not applicable to methyl ketones. Treatment of $\text{TMSCH}_2\text{N}(\text{Me})\text{C}=\text{N}t\text{-Bu}$ with *sec*-butyllithium and $\text{R}_2\text{C}=\text{O}$, followed by iodomethane and NaOMe leads to the nitrile, $\text{R}_2\text{CH}-\text{CN}$.³³⁶



Cyanation has been shown to occur α to a nitrogen, specifically in *N,N*-dimethylaniline derivatives. Treatment with a catalytic amount of RuCl_3 in the presence of oxygen and NaCN leads to the corresponding cyanomethylamine.³³⁷

³³²Pelter, A.; Smith, K.; Elgendy, S.; Rowlands, M. *Tetrahedron Lett.* **1989**, 30, 5643.

³³³Krug, C.; Hartwig, J. F. *J. Am. Chem. Soc.* **2002**, 124, 1674.

³³⁴Pucheault, M.; Darses, S.; Genet, J.-P. *J. Am. Chem. Soc.* **2004**, 126, 15356.

³³⁵Kahne, D.; Collum, D.B. *Tetrahedron Lett.* **1981**, 22, 5011.

³³⁶Santiago, B.; Meyers, A.I. *Tetrahedron Lett.* **1993**, 34, 5839.

³³⁷Murahashi, S.-I.; Komiya, N.; Terai, H.; Nakae, T. *J. Am. Chem. Soc.* **2003**, 125, 15312; North, M. *Angew. Chem. Int. Ed.* **2004**, 43, 4126.

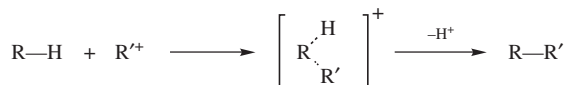
In a different kind of reaction, nitro compounds are α -cyanated by treatment with ^-CN and $K_3Fe(CN)_6$.³³⁸ The mechanism probably involves ion radicals. In still another reaction, secondary amines are converted to α -cyanoamines by treatment with phenylseleninic anhydride and NaCN or Me_3SiCN .³³⁹ The compound Me_3SiCN has also been used in a reaction that cyanates benzylic positions.³⁴⁰

12-20 Alkylation of Alkanes

Alkylation or Alkyl-de-hydrogenation



Alkanes can be alkylated by treatment with solutions of stable carbocations³⁴¹ (p. 235), but the availability of such carbocations is limited and mixtures are usually obtained. In a typical experiment, the treatment of propane with isopropyl fluoroantimonate ($Me_2C^+ SbF_6^-$) gave 26% 2,3-dimethylbutane, 28% 2-methylpentane, 14% 3-methylpentane, and 32% *n*-hexane, as well as some butanes, pentanes (formed by **12-47**), and higher alkanes. Mixtures arise in part because intermolecular hydrogen exchange ($RH + R'^+ \rightleftharpoons R^+ + R'H$) is much faster than alkylation, so that alkylation products are also derived from the new alkanes and carbocations formed in the exchange reaction. Furthermore, the carbocations present are subject to rearrangement (Chapter 18), giving rise to new carbocations. Products result from all the hydrocarbons and carbocations present in the system. As expected from their relative stabilities, secondary alkyl cations alkylate alkanes more readily than tertiary alkyl cations (the *tert*-butyl cation does not alkylate methane or ethane). Stable primary alkyl cations are not available, but alkylation has been achieved with complexes formed between CH_3F or C_2H_5F and SbF_5 .³⁴² The mechanism of alkylation can be formulated (similar to that shown in hydrogen exchange with superacids, **12-1**) as



³³⁸Matacz, Z.; Piotrowska, H.; Urbanski, T. *Pol. J. Chem.* **1979**, 53, 187; Kornblum, N.; Singh, N.K.; Kelly, W.J. *J. Org. Chem.* **1983**, 48, 332.

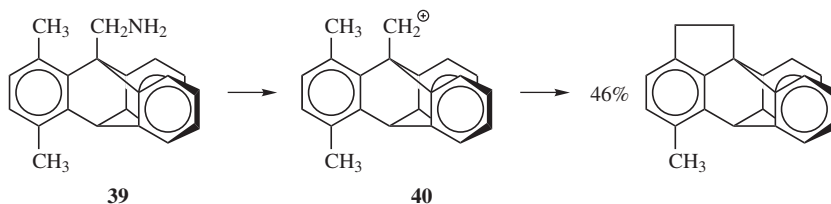
³³⁹Barton, D.H.R.; Billion, A.; Boivin, J. *Tetrahedron Lett.* **1985**, 26, 1229.

³⁴⁰Lemaire, M.; Doussot, J.; Guy, A. *Chem. Lett.* **1988**, 1581. See also, Hayashi, Y.; Mukaiyama, T. *Chem. Lett.* **1987**, 1811.

³⁴¹Olah, G.A.; Mo, Y.K.; Olah, J.A. *J. Am. Chem. Soc.* **1973**, 95, 4939. For reviews, see Olah, G.A.; Farooq, O.; Prakash, G.K.S., in Hill, C.L. *Activation and Functionalization of Alkanes*, Wiley, NY, **1989**, pp. 27–78; Ref. 48. For a review of the thermodynamic behavior of alkanes in superacid media, see Fabre, P.; Devynck, J.; Trémillon, B. *Chem. Rev.* **1982**, 82, 591. See also, Olah, G.A.; Prakash, G.K.S.; Williams, R.E.; Field, L.D.; Wade, K. *Hypercarbon Chemistry*, Wiley, NY, **1987**.

³⁴²Olah, G.A.; DeMember, J.R.; Shen, J. *J. Am. Chem. Soc.* **1973**, 95, 4952. See also, Sommer, J.; Muller, M.; Laali, K. *Nouv. J. Chem.* **1982**, 6, 3.

It is by means of successive reactions of this sort that simple alkanes like methane and ethane give *tert*-butyl cations in superacid solutions (p. 236).³⁴³



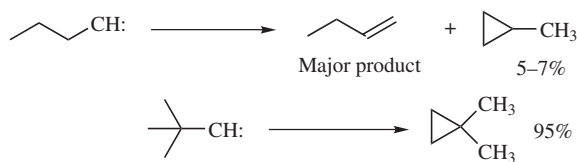
Intramolecular insertion has been reported. The positively charged carbon of the carbocation **40**, generated from the diazonium salt of the triptycene compound **39**, reacted with the CH₃ group in close proximity with it.³⁴⁴

12-21 Insertion by Carbenes

CH-Methylene-insertion



The highly reactive species methylene (:CH₂) inserts into C–H bonds,³⁴⁵ both aliphatic and aromatic,³⁴⁶ although with aromatic compounds subsequent ring expansion is also possible (see **15-64**). This is effectively a homologation reaction.³⁴⁷ The methylene insertion reaction has limited utility because of its non-selectivity (see p. 284). The insertion reaction of carbenes has been used for synthetic purposes.³⁴⁸ The carbenes can be generated in any of the ways mentioned in Chapter 5 (p. 287). Alkylcarbenes usually rearrange rather than give



³⁴³For example, see Hogeveen, H.; Roobeek, C.F. *Recl. Trav. Chim. Pays-Bas* **1972**, *91*, 137.

³⁴⁴Yamamoto, G.; Ōki, M. *Chem. Lett.* **1987**, 1163.

³⁴⁵First reported by Meerwein, H.; Rathjen, H.; Werner, H. *Berchtt.* **1942**, *75*, 1610. For reviews, see Bethell, D., in McManus, S.P. *Organic Reactive Intermediates*, Academic Press, NY, **1973**, pp. 92–101; Kirmse, W. *Carbene Chemistry*, 2nd ed., Academic Press, NY, **1971**, pp. 209–266.

³⁴⁶Terao, T.; Shida, S. *Bull. Chem. Soc. Jpn.* **1964**, *37*, 687. See also, Moss, R.A.; Fedé, J.-M.; Yan, S. *J. Am. Chem. Soc.* **2000**, *122*, 9878.

³⁴⁷For a discussion of organozinc carbenoid homologation reactions, see Marek, I. *Tetrahedron* **2002**, *58*, 9463.

³⁴⁸For some examples of intramolecular carbene insertions used synthetically, see Gilbert, J.C.; Giamalva, D.H.; Weerasooriya, U. *J. Org. Chem.* **1983**, *48*, 5251; Taber, D.F.; Ruckle, Jr., R.E. *J. Am. Chem. Soc.* **1986**, *108*, 7686; Paquette, L.A.; Kobayashi, T.; Gallucci, J.C. *J. Am. Chem. Soc.* **1988**, *110*, 1305; Adams, J.; Poupart, M.; Grenier, L.; Schaller, C.; Ouimet, N.; Frenette, R. *Tetrahedron Lett.* **1989**, *30*, 1749; Doyle, M.P.; Bagheri, V.; Pearson, M.M.; Edwards, J.D. *Tetrahedron Lett.* **1989**, *30*, 7001.

insertion (p. 291), but, when this is impossible, *intramolecular* insertion³⁴⁹ is found rather than intermolecular.³⁵⁰ Methylene (:CH₂) generated by photolysis of diazomethane (CH₂N₂) in the liquid phase is indiscriminate (totally nonselective) in its reactivity (p. 288). Methylene (:CH₂) generated in other ways and monoalkyl and dialkyl carbenes are less reactive and insert in the order tertiary > secondary > primary.³⁵¹ Carbene insertion with certain allylic systems can proceed with rearrangement of the double bond.³⁵² Carbenes have been generated in the presence of ultrasound.³⁵³ Halocarbenes (:CCl₂, :CBr₂, etc.) insert much less readily, although a number of instances have been reported.³⁵⁴ Insertion into the O–H bond of alcohols, to produce ethers, has been reported using a diazocarbonyl compound and an In(OTf)₃ catalyst.³⁵⁵

For the similar insertion reaction of nitrenes, see 12-13.

The metal carbene insertion reaction, in contrast to the methylene insertion reaction, can be highly selective,³⁵⁶ is very useful in synthesis,³⁵⁷ and there are numerous examples, usually requiring a catalyst.³⁵⁸ The catalyst typically convert a diazoalkane or diazocarbonyl compound to the metal carbene *in situ*, allowing the subsequent insertion reaction. Intermolecular reactions are known, including diazoalkane insertion reaction with a dirhodium catalyst.³⁵⁹ When chiral ligands are present good enantioselectivity is observed in the insertion product.³⁶⁰ Insertion at an allylic carbon of alkenes has been reported.³⁶¹ Insertion into a 2-pyrrolidinone derivative using Me₃SiCH₂N₂ followed by AgCO₂Ph with ultrasound gave a

³⁴⁹Kirmse, W.; Doering, W. von E. *Tetrahedron* **1960**, *11*, 266; Friedman, L.; Berger, J.G. *J. Am. Chem. Soc.* **1961**, *83*, 492, 500. See Padwa, A.; Krumpke, K.E. *Tetrahedron* **1992**, *48*, 5385.

³⁵⁰For a review of the intramolecular insertions of carbenes or carbenoids generated from diazocarbonyl compounds, see Burke, S.D.; Grieco, P.A. *Org. React.* **1979**, *26*, 361.

³⁵¹Doering, W. von E.; Knox, L.H. *J. Am. Chem. Soc.* **1961**, *83*, 1989.

³⁵²Carter, D.S.; Van Vranken, D.L. *Org. Lett.* **2000**, *2*, 1303; Kirmse, W.; Kapps, M. *Chem. Ber.* **1968**, *101*, 994; Doyle, M.P.; Griffin, J.H.; Chinn, M.S.; van Leusen, D. *J. Org. Chem.* **1984**, *49*, 1917; Doyle, M.P.; McKerverve, M.A.; Ye, T. *Modern Catalytic Methods for Organic Synthesis with Diazo Compounds: From Cyclopropanes to Ylides*, Wiley, NY, **1998**; Meyer, O.; Cagle, P.C.; Weickhardt, K.; Vichard, D.; Gladysz, J.A. *Pure Appl. Chem.* **1996**, *68*, 79.

³⁵³Bertram, A.K.; Liu, M.T.H. *J. Chem. Soc. Chem. Commun.* **1993**, 467.

³⁵⁴For example, see Parham, W.E.; Koncos, R. *J. Am. Chem. Soc.* **1961**, *83*, 4034; Fields, E.K. *J. Am. Chem. Soc.* **1962**, *82*, 1744; Anderson, J.C.; Lindsay, D.G.; Reese, C.B. *J. Chem. Soc.* **1964**, 4874; Seyferth, D.; Cheng, Y.M. *J. Am. Chem. Soc.* **1973**, *95*, 6763; *Synthesis* **1974**, 114; Steinbeck, K. *Tetrahedron Lett.* **1978**, 1103; Boev, V.I. *J. Org. Chem. USSR* **1981**, *17*, 1190.

³⁵⁵Matusamy, S.; Arulnanda, S.; Babu, A.; Gunanathan, C. *Tetrahedron Lett.* **2002**, *43*, 3133.

³⁵⁶Particularly the C–H insertion reaction, see Sulikowski, G.A.; Cha, K.L.; Sulikowski, M.M. *Tetrahedron Asymmetry*, **1998**, *9*, 3145; Taber, D.F.; Meagley, R.P. *Tetrahedron Lett.* **1994**, *35*, 7909.

³⁵⁷Ye, T.; McKerverve, M.A. *Chem. Rev.* **1994**, *94*, 1091.

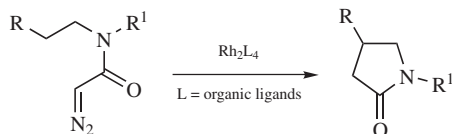
³⁵⁸Doyle, M.P. *Pure Appl. Chem.* **1998**, *70*, 1123. See Taber, D.F.; Malcolm, S.C. *J. Org. Chem.* **1998**, *63*, 3717 for a discussion of transition state geometry in rhodium mediated C–H insertion.

³⁵⁹Davies, H.M.; Hansen, T.; Churchill, M.R. *J. Am. Chem. Soc.* **2000**, *122*, 3063; Davies, H.M.L.; Jin, Q.; Ren, P.; Kovalensky, A.Yu. *J. Org. Chem.* **2002**, *67*, 4165; Davies, H.M.L.; Beckwith, R.E.J.; Antoulinakis, E.G.; Jin, Q. *J. Org. Chem.* **2003**, *68*, 6126; Davies, H.M.L.; Jin, Q. *Org. Lett.* **2004**, *6*, 1769. For a review, see Davies, H.M.L.; Loe, Ø. *Synthesis* **2004**, 2595.

³⁶⁰For a review, see Davies, H.M.L.; Beckwith, R.E.J. *Chem. Rev.* **2003**, *103*, 2861.

³⁶¹Davies, H.M.L.; Ren, P.; Jin, Q. *Org. Lett.* **2001**, *3*, 3587.

2-piperidone derivative.³⁶² The copper-catalyzed insertion of a diazo ester into an oxetane gives the ring-expanded tetrahydrofuran derivative.³⁶³ Dirhodium catalyzed insertion into H–C^{sp2} bonds is also known,³⁶⁴ and also H–C^{sp} bonds.³⁶⁵ Insertion of diazoalkane and diazocarbonyl compounds can be catalyzed by copper compounds³⁶⁶ and silver compounds³⁶⁷ as well. Intramolecular insertion reactions are well known, and tolerate a variety of functional groups.³⁶⁸ Intramolecular insertion at the α -carbon of a ketone by a diazoketone, using TiCl₄, gives a bicyclic 1,3-diketone.³⁶⁹ A typical example is the insertion of the diazocarbonyl unit into the C–H bond to give the lactam.³⁷⁰ Similar insertion at the α -carbon of an ether leads to cyclic ethers, with high enantioselectivity when a chiral ligand is used with a rhodium catalyst.³⁷¹ Similar insertion at the α -carbon of silyl ethers has been reported.³⁷² Aryl ketenes react with Me₃SiCHN₂ and then silica to give 2-indanone derivatives.³⁷³



The mechanism³⁷⁴ of the insertion reaction is not known with certainty, but there seem to be at least two possible pathways.

³⁶²Coutts, I.G.C.; Saint, R.E.; Saint, S.L.; Chambers-Asman, D.M. *Synthesis* **2001**, 247.

³⁶³Lo, M.M.-C.; Fu, G.C. *Tetrahedron* **2001**, 57, 2621.

³⁶⁴Gibe, R.; Kerr, M.A. *J. Org. Chem.* **2002**, 67, 6247.

³⁶⁵Arduengo III, A.J.; Calabrese, J.C.; Davidson, F.; Dias, H.V.R.; Goerlich, J.R.; Krafczyk, R.; Marshall, W.J.; Tamm, M.; Schmutzler, R. *Helv. Chim. Acta.* **1999**, 82, 2348.

³⁶⁶See Caballero, A.; Díaz-Requejo, M.M.; Belderrain, T.R.; Nicasio, M.C.; Trofimenko, S.; Pérez, P. J. *J. Am. Chem. Soc.* **2003**, 125, 1446.

³⁶⁷Dias, H.V.R.; Browning, R.G.; Polach, S.A.; Diyabalanage, H.V.K.; Lovely, C.J. *J. Am. Chem. Soc.* **2003**, 125, 9270.

³⁶⁸For examples, see Marmsäter, F.P.; Murphy, G.K.; West, F.G. *J. Am. Chem. Soc.* **2003**, 125, 14724; Müller, P.; Polleux, P. *Helv. Chim. Acta* **1994**, 77, 645; Doyle, M.P.; Kalinin, A.V. *Synlett*, **1995**, 1075; Watanabe, N.; Ohtake, Y.; Hashimoto, S.; Shiro, M.; Ikegami, S. *Tetrahedron Lett.* **1995**, 36, 1491; Maruoka, K.; Concepcion, A.B.; Yamamoto, H. *J. Org. Chem.* **1994**, 59, 4725; Spero, D.M.; Adams, J. *Tetrahedron Lett.* **1992**, 33, 1143.

³⁶⁹Muthusamy, S.; Babu, S.A.; Gunanathan, C. *Synth. Commun.* **2001**, 31, 1205.

³⁷⁰Doyle, M.P.; Protopopova, M.N.; Winchester, W.R.; Daniel, K.L. *Tetrahedron Lett.* **1992**, 33, 7819. See also, Wang, J.; Hou, Y.; Wu, P. *J. Chem. Soc., Perkin Trans. 1* **1999**, 2277; Clark, J.S.; Hodgson, P.B.; Goldsmith, M.D.; Street, L.J. *J. Chem. Soc., Perkin Trans. 1* **2001**, 3312. For a related reaction, see Yang, H.; Jurkauskas, V.; Mackintosh, N.; Mogren, T.; Stephenson, C.R.J.; Foster, K.; Brown, W.; Roberts, E. *Can. J. Chem.* **2000**, 78, 800.

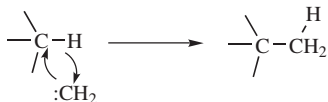
³⁷¹Davies, H.M.L.; Grazini, M.V.A.; Aouad, E. *Org. Lett.* **2001**, 3, 1475.

³⁷²Yoon, C.H.; Zaworotko, M.J.; Moulton, B.; Jung, K.W. *Org. Lett.* **2001**, 3, 3539.

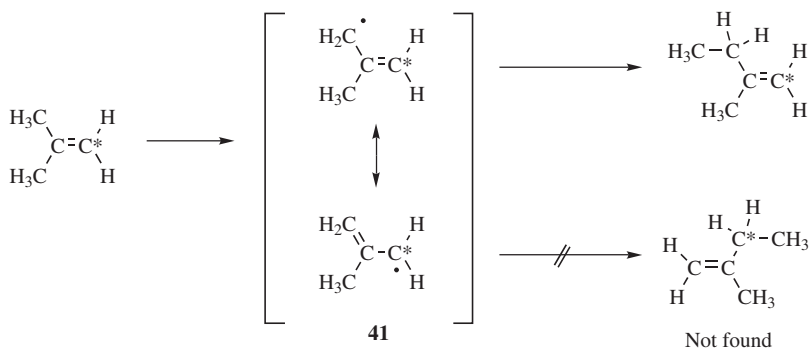
³⁷³Dalton, A.M.; Zhang, Y.; Davie, C.P.; Danheiser, R.L. *Org. Lett.* **2002**, 4, 2465.

³⁷⁴For a discussion, see Bethell, D. *Adv. Phys. Org. Chem.* **1969**, 7, 153, pp. 190–194.

1. A simple one-step process involving a three-center cyclic transition state:

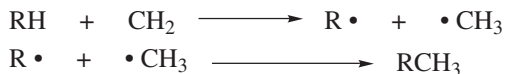


The most convincing evidence for this mechanism is that in the reaction between isobutene-1-¹⁴C and carbene the product 2-methyl-1-butene was labeled only in the 1 position.³⁷⁵ This rules out a free radical or a carbocation or carbanion intermediate. If **41** (or a corresponding ion) were an intermediate, resonance would ensure that some carbene attacked at the 1 position:



Other evidence is that retention of configuration, which is predicted by this mechanism, has been found in a number of instances.³⁷⁶ An ylid intermediate was trapped in the reaction of :CH_2 with allyl alcohol.³⁷⁷

2. A free-radical process in which the carbene directly abstracts a hydrogen from the substrate to generate a pair of free radicals:



One fact supporting this mechanism is that among the products obtained (beside butane and isobutane) on treatment of propane with CH_2 (generated by photolysis of diazomethane and ketene) were propene and ethane,³⁷⁸ which could arise, respectively, by



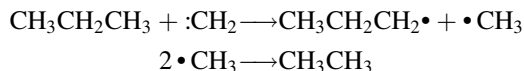
³⁷⁵Doering, W. von E.; Prinzbach, H. *Tetrahedron* **1959**, 6, 24.

³⁷⁶See, for example, Kirmse, W.; Buschhoff, M. *Chem. Ber.* **1969**, 102, 1098; Seyferth, D.; Cheng, Y.M. *J. Am. Chem. Soc.* **1971**, 93, 4072.

³⁷⁷Sobery, W.; DeLuca, J.P. *Tetrahedron Lett.* **1995**, 36, 3315.

³⁷⁸Frey, H.M. *Proc. Chem. Soc.* **1959**, 318.

and



That this mechanism can take place under suitable conditions has been demonstrated by isotopic labeling³⁷⁹ and by other means.³⁸⁰ However, the formation of disproportionation and dimerization products does not always mean that the free-radical abstraction process takes place. In some cases, these products arise in a different manner.³⁸¹ We have seen that the product of the reaction between a carbene and a molecule may have excess energy (p. 288). Therefore it is possible for the substrate and the carbene to react by mechanism 1 (the direct-insertion process) and for the excess energy to cause the compound thus formed to cleave to free radicals. When this pathway is in operation, the free radicals are formed *after* the actual insertion reaction.

The mechanism of cyclopropylcarbene reactions has also been discussed.³⁸²

It has been suggested³⁸³ that singlet carbenes insert by the one-step direct-insertion process and triplets (which, being free radicals, are more likely to abstract hydrogen) by the free-radical process. In support of this suggestion is that CIDNP signals³⁸⁴ (p. 269) were observed in the ethylbenzene produced from toluene and triplet CH_2 , but not from the same reaction with singlet CH_2 .³⁸⁵ Carbenoids (e.g., compounds of the form R_2CMCl , see **12-39**) can insert into a C–H bond by a different mechanism, similar to pathway 2, but involving abstraction of a hydride ion rather than a hydrogen atom.³⁸⁶

An interesting insertion reaction involves EtZnCH_2I and β -keto carbonyl compounds. The reaction of this reagent with *N,N*-dibutyl-3-oxobutanamide, for example, gives the methylene insertion product *N,N*-dibutyl 4-oxopentanamide.³⁸⁷

The reaction in which aldehydes are converted to methyl ketones, $\text{RCHO} + \text{CH}_2\text{N}_2 \rightarrow \text{RCOCH}_3$, while apparently similar, does not involve a free carbene intermediate. It is considered in Chapter 18 (**18-9**).

OS VII, 200.

³⁷⁹Halberstadt, M.L.; McNesby, J.R. *J. Chem. Phys.* **1966**, *45*, 1666; McNesby, J.R.; Kelly, R.V. *Int. J. Chem. Kinet.*, **1971**, *3*, 293.

³⁸⁰Ring, D.F.; Rabinovitch, B.S. *J. Am. Chem. Soc.* **1966**, *88*, 4285; *Can J. Chem.* **1968**, *46*, 2435.

³⁸¹Bell, J.A. *Prog. Phys. Org. Chem.* **1964**, *2*, 1, pp. 30–43.

³⁸²Cummins, J.M.; Porter, T.A.; Jones Jr., M. *J. Am. Chem. Soc.* **1998**, *120*, 6473.

³⁸³Richardson, D.B.; Simmons, M.C.; Dvoretzky, I. *J. Am. Chem. Soc.* **1961**, *83*, 1934.

³⁸⁴For a review of the use of CIDNP to study carbene mechanisms, see Roth, H.D. *Acc. Chem. Res.* **1977**, *10*, 85.

³⁸⁵Roth, H.D. *J. Am. Chem. Soc.* **1972**, *94*, 1761. See also Closs, G.L.; Closs, L.E. *J. Am. Chem. Soc.* **1969**, *91*, 4549; Bethell, D.; McDonald, K. *J. Chem. Soc. Perkin Trans. 2* **1977**, 671.

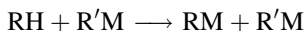
³⁸⁶See Oku, A.; Yamaura, Y.; Harada, T. *J. Org. Chem.* **1986**, *51*, 3730; Ritter, R.H.; Cohen, T. *J. Am. Chem. Soc.* **1986**, *108*, 3718.

³⁸⁷Hilgenkamp, R.; Zercher, C.K. *Tetrahedron* **2001**, *57*, 8793.

F. Metal Electrophiles

12-22 Metalation With Organometallic Compounds

Metalation or Metalo-de-hydrogenation



Many organic compounds can be metalated by treatment with an organometallic compound.³⁸⁸ Since the reaction involves a proton transfer, the equilibrium lies on the side of the weaker acid.³⁸⁹ For example, fluorene reacts with butyllithium to give butane and 9-fluoryllithium. Since aromatic hydrocarbons are usually stronger acids than aliphatic ones, R is most often aryl. The most common reagent is butyllithium.³⁹⁰ Normally, only active aromatic rings react with butyllithium. Benzene itself reacts very slowly and in low yield, although benzene can be metalated by butyllithium either in the presence of *t*-BuOK³⁹¹ or by *n*-butyllithium that is coordinated with various diamines.³⁹² Metalation of aliphatic RH is most successful when the carbanions are stabilized by resonance (allylic, benzylic, propargylic,³⁹³ etc.) or when the negative charge is at an *sp* carbon (at triple bonds). Very good reagents for allylic metalation are trimethylsilylmethyl potassium Me₃SiCH₂K³⁹⁴ and a combination of an organolithium compound with a bulky alkoxide (LICKOR superbase).³⁹⁵ The former is also useful for benzylic positions. A combination of BuLi, *t*-BuOK, and tetramethylethylenediamine has been used to convert ethylene to vinylpotassium.³⁹⁶ In certain cases, *gem*-dialkali metal or 1,1,1-trialkali metal compounds can be prepared.³⁹⁷ Examples are the conversion of phenylacetonitrile

³⁸⁸For reviews, see Wardell, J.L., in Zuckerman, J.J. *Inorganic Reactions and Methods*, Vol. 11, VCH, NY, **1988**, pp. 44–107; Wardell, J.L., in Hartley, F.R.; Patai, S. *The Chemistry of the Metal-Carbon Bond*, Vol. 4, Wiley, NY, pp. 1–157, 27–71; Narasimhan, M.S.; Mali, R.S. *Synthesis* **1983**, 957; Biellmann, J.F.; Ducep, J. *Org. React.* **1982**, 27, 1; Gschwend, H.W.; Rodriguez, H.R. *Org. React.* **1979**, 26, 1; Mallan, J.M.; Bebb, R.L. *Chem. Rev.* **1969**, 69, 693.

³⁸⁹See Saá, J.M.; Martorell, G.; Frontera, A. *J. Org. Chem.* **1996**, 61, 5194 for a discussion of the mechanism of lithiation of aromatic species.

³⁹⁰For a review, see Durst, T., in Buncl, E.; Durst, T. *Comprehensive Carbanion Chemistry*, Vol. 5, pt. B, Elsevier, NY, **1984**, pp. 239–291, 265–279. For an article on the safe handling of RLi compounds, see Anderson, R. *Chem. Ind. (London)* **1984**, 205.

³⁹¹Schlosser, M. *J. Organomet. Chem.* **1967**, 8, 9. See also, Schlosser, M.; Katsoulos, G.; Takagishi, S. *Synlett*, **1990**, 747.

³⁹²Eberhardt, G.G.; Butte, W.A. *J. Org. Chem.* **1964**, 29, 2928; Langer, Jr., A.W. *Trans. N.Y. Acad. Sci.* **1965**, 27, 741; Eastham, J.F.; Screttas, C.G. *J. Am. Chem. Soc.* **1965**, 87, 3276; Rausch, M.D.; Ciappenelli, D.J. *J. Organomet. Chem.* **1967**, 10, 127.

³⁹³For a review of directive effects in allylic and benzylic metallation, see Klein, J. *Tetrahedron* **1983**, 39, 2733. For a review of propargylic metallation, see Klein, J., in Patai, S. *The Chemistry of the Carbon-Carbon Triple Bond*, pt. 1, Wiley, NY, **1978**, pp. 343–379.

³⁹⁴Hartmann, J.; Schlosser, M. *Helv. Chim. Acta* **1976**, 59, 453.

³⁹⁵Schlosser, M. *Pure Appl. Chem.* **1988**, 60, 1627. For sodium analogs, see Schlosser, M.; Hartmann, J.; Stähle, M.; Kramár, J.; Walde, A.; Mordini, A. *Chimia*, **1986**, 40, 306.

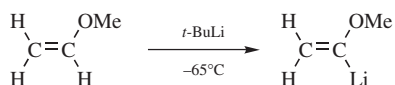
³⁹⁶Brandsma, L.; Verkruijse, H.D.; Schade, C.; Schleyer, P.v.R. *J. Chem. Soc. Chem. Commun.* **1986**, 260.

³⁹⁷For a review of di- and polyolithium compounds, see Maercker, A.; Theis, M. *Top. Curr. Chem.* **1987**, 138, 1.

to 1,1-dilithiophenylacetonitrile (PhCLi_2CN)³⁹⁸ and propyne to tetralithiopropyne ($\text{Li}_3\text{CC}\equiv\text{CLi}$)³⁹⁹ in each case by treatment with excess butyllithium. The reaction can be used to determine relative acidities of very weak acids by allowing two R-H compounds to compete for the same R'M and to determine which proton in a molecule is the most acidic.⁴⁰⁰

In general, the reaction can be performed only with organometallics of active metals such as lithium, sodium, and potassium, but Grignard reagents abstract protons from a sufficiently acidic C-H bond, as in $\text{R}-\text{C}\equiv\text{C}-\text{H} \rightarrow \text{R}-\text{C}\equiv\text{C}-\text{MgX}$. This is the best method for the preparation of alkynyl Grignard reagents.⁴⁰¹

When a heteroatom, such as N, O, S,⁴⁰² or a halogen,⁴⁰³ is present in a molecule containing an aromatic ring or a double bond, lithiation is usually quite regioselective.⁴⁰⁴ The lithium usually bonds with the sp^2 carbon closest to the heteroatom, probably because the attacking species coordinates with the heteroatom.⁴⁰⁵ Such reactions with compounds such as anisole are often called directed metallations.⁴⁰⁶ In the case of aromatic rings this means attack at the ortho position,⁴⁰⁷ but this is considered in 13-17.



Ref. 408

³⁹⁸Kaiser, E.M.; Solter, L.E.; Schwartz, R.A.; Beard, R.D.; Hauser, C.R. *J. Am. Chem. Soc.* **1971**, *93*, 4237. See also, Kowalski, C.J.; O'Dowd, M.L.; Burke, M.C.; Fields, K.W. *J. Am. Chem. Soc.* **1980**, *102*, 5411.

³⁹⁹Priester, W.; West, R. *J. Am. Chem. Soc.* **1976**, *98*, 8421, 8426, and references cited therein.

⁴⁰⁰For examples, see Broaddus, C.D.; Logan, T.J.; Flautt, T.J. *J. Org. Chem.* **1963**, *28*, 1174; Finnegan, R.A.; McNeese, R.S. *J. Org. Chem.* **1964**, *29*, 3234; Shirley, D.A.; Hendrix, J.P. *J. Organomet. Chem.* **1968**, *11*, 217.

⁴⁰¹For a review of the synthetic applications of metallation by Grignard reagents at positions other than at triple bonds, see Blagoev, B.; Ivanov, D. *Synthesis* **1970**, 615.

⁴⁰²For example, see Figuly, G.D.; Loop, C.K.; Martin, J.C. *J. Am. Chem. Soc.* **1989**, *111*, 654; Block, E.; Eswarakrishnan, V.; Gernon, M.; Ofori-Okai, G.; Saha, C.; Tang, K.; Zubieta, J. *J. Am. Chem. Soc.* **1989**, *111*, 658; Smith, K.; Lindsay, C.M.; Pritchard, G.J. *J. Am. Chem. Soc.* **1989**, *111*, 665.

⁴⁰³Fluorine is an especially powerful ortho director in lithiation of aromatic systems: Gilday, J.P.; Negri, J.T.; Widdowson, D.A. *Tetrahedron* **1989**, *45*, 4605.

⁴⁰⁴For a review of regioselective lithiation of heterocycles, see Katritzky, A.R.; Lam, J.N.; Sengupta, S. *Prog. Heterocycl. Chem.* **1989**, *1*, 1.

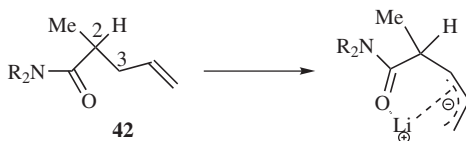
⁴⁰⁵For many examples with references, see Ref. 388; Beak, P.; Meyers, A.I. *Acc. Chem. Res.* **1986**, *19*, 356; Beak, P.; Snieckus, V. *Acc. Chem. Res.* **1982**, *15*, 306; Snieckus, V. *Bull. Soc. Chim. Fr.* **1988**, 67; Narasimhan, N.S.; Mali, R.S. *Top. Curr. Chem.* **1987**, *138*, 63; Reuman, M.; Meyers, A.I. *Tetrahedron* **1985**, *41*, 837; and the papers in *Tetrahedron* **1983**, *39*, 1955.

⁴⁰⁶Slocum, D.W.; Moon, R.; Thompson, J.; Coffey, D.S.; Li, J.D.; Slocum, M.G.; Siegel, A.; Gayton-Garcia, R. *Tetrahedron Lett.* **1994**, *35*, 385; Slocum, D.W.; Coffey, D.S.; Siegel, A.; Grimes, P. *Tetrahedron Lett.* **1994**, *35*, 389.

⁴⁰⁷For reviews of ortho metallation, see Snieckus, V. *Chem. Rev.* **1990**, *90*, 879; *Pure Appl. Chem.* **1990**, *62*, 2047. For a discussion of the mechanism, see Bauer, W.; Schleyer, P. v.R. *J. Am. Chem. Soc.* **1989**, *111*, 7191.

⁴⁰⁸Baldwin, J.E.; Höfle, G.A.; Lever, Jr., O.W. *J. Am. Chem. Soc.* **1974**, *96*, 7125.

In the case of γ,δ -unsaturated disubstituted amides (**42**), the lithium does not go to the closest position, but in this case too the regiochemistry is controlled

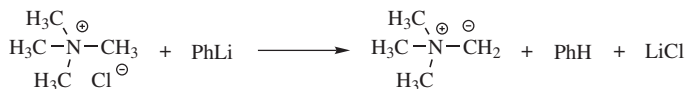


by coordination to the oxygen.⁴⁰⁹

The mechanism involves an attack by R' - (or a polar R') on the *hydrogen*⁴¹⁰ (an acid-base reaction). Evidence is that resonance effects of substituents in R seem to make little difference. When R is aryl, OMe and CF_3 both direct ortho, while isopropyl directs meta and para (mostly meta).⁴¹¹ These results are exactly what would be expected from pure field effects, with no contribution from resonance effects, which implies that attack occurs at the hydrogen and not at R . Other evidence for the involvement of H in the rate-determining step is that there are large isotope effects.⁴¹² The nature of R' also has an effect on the rate. In the reaction between triphenylmethane and $R'Li$, the rate decreased in the order $R' = \text{allyl} > \text{Bu} > \text{Ph} > \text{vinyl} > \text{Me}$, although this order changed with changing concentration of $R'Li$, because of varying degrees of aggregation of the $R'Li$.

With respect to the reagent, this reaction is a special case of **12-24**.

A closely related reaction is formation of nitrogen ylids⁴¹⁴ from quaternary ammonium salts (see **17-8**):



Phosphonium salts undergo a similar reaction (see **16-44**).

OS **II**, 198; **III**, 413, 757; **IV**, 792; **V**, 751; **VI**, 436, 478, 737, 979; **VII**, 172, 334, 456, 524; **VIII**, 19, 391, 396, 606.

⁴⁰⁹Beak, P.; Hunter, J.E.; Jun, Y.M.; Wallin, A.P. *J. Am. Chem. Soc.* **1987**, *109*, 5403. See also, Stork, G.; Polt, R.L.; Li, Y.; Houk, K.N. *J. Am. Chem. Soc.* **1988**, *110*, 8360; Barluenga, J.; Foubelo, F.; Fañanas, F.J.; Yus, M. *J. Chem. Res. (S)* **1989**, 200.

⁴¹⁰Benkeser, R.A.; Trevillyan, E.A.; Hooz, J. *J. Am. Chem. Soc.* **1962**, *84*, 4971.

⁴¹¹Bryce-Smith, D. *J. Chem. Soc.* **1963**, 5983; Benkeser, R.A.; Hooz, J.; Liston, T.V.; Trevillyan, E.A. *J. Am. Chem. Soc.* **1963**, *85*, 3984.

⁴¹²Bryce-Smith, D.; Gold, V.; Satchell, D.P.N. *J. Chem. Soc.* **1954**, 2743; Pocker, Y.; Exner, J.H. *J. Am. Chem. Soc.* **1968**, *90*, 6764.

West, P.; Waack, R.; Purmort, J.I. *J. Am. Chem. Soc.* **1970**, *92*, 840.

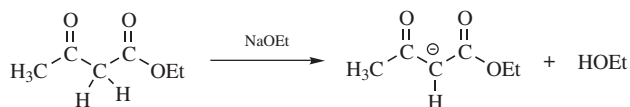
⁴¹⁴Zugravescu, I.; Petrovanu, M. *Nitrogen-Ylid Chemistry*, McGraw-Hill, NY, **1976**, pp 251-283; Kröhnke, F. *Bercht* **1935**, *68*, 1177; Wittig, G.; Wetterling, M. *Ann.* **1947**, *557*, 193; Wittig, G.; Rieber, M. *Ann.* **1949**, *562*, 177; Wittig, G.; Polster, R. *Ann.* **1956**, *599*, 1.

12-23 Metalation With Metals and Strong Bases

Metalation or Metalo-de-hydrogenation



Organic compounds can be metalated at suitably acidic positions by active metals and by strong bases.⁴¹⁵ The reaction has been used to study the acidities of very weak acids (see p. 250). The conversion of terminal alkynes to acetylid ions is one important application.⁴¹⁶ Synthetically, an important use of the method is to convert aldehydes and ketones,⁴¹⁷ carboxylic esters, and similar compounds to their enolate forms,⁴¹⁸ for example,



for use in nucleophilic substitutions (**10-67**, **10-68**, and **13-14**) and in additions to multiple bonds (**15-24** and **16-53**). It has been shown that lithiation with lithium amides can also be regioselective (see **12-22**).⁴¹⁹ Lithium enolates exist as aggregates in solution.⁴²⁰ For very weak acids, the most common reagents for synthetic purposes are lithium amides, especially LDA, which has the structure $(i\text{Pr})_2\text{NLi}$.⁴²¹ The mechanism for this deprotonation reaction has been studied,⁴²² as has the rate of deprotonation.⁴²³

OS I, 70, 161, 490; IV, 473; VI, 468, 542, 611, 683, 709; VII, 229, 339. Conversions of ketones or esters to enolates are not listed.

⁴¹⁵For a review, see Durst, T., in Buncl, E.; Durst, T. *Comprehensive Carbanion Chemistry*, Vol. 5, pt. B, Elsevier, NY, **1984**, pp. 239–291. For reviews with respect to lithium, see Wardell, J.L. Ref. 388; Wakefield, B.J. *Organolithium Methods*, Academic Press, NY, **1988**, pp. 32–44.

⁴¹⁶For a review, see Ziegenbein, W., in Viehe, H.G. *Acetylenes*, Marcel Dekker, NY, **1969**, pp. 170–185. For an improved method, see Fisch, A.; Coisne, J.M.; Figeys, H.P. *Synthesis* **1982**, 211.

⁴¹⁷Hegarty, A.F.; Dowling, J.P.; Eustace, S.J.; McGarraghy, M. *J. Am. Chem. Soc.* **1998**, *120*, 2290.

⁴¹⁸For a review, see Caine, D. in Augustine, R.L. *Carbon–Carbon Bond Formation*, Vol. 1, Marcel Dekker, NY, **1979**, pp. 95–145, 284–291.

⁴¹⁹For example, see Comins, D.L.; Killpack, M.O. *J. Org. Chem.* **1987**, *52*, 104. See Xie, L.; Isenberger, K.M.; Held, G.; Dahl, M. *J. Org. Chem.* **1997**, *62*, 7516 for steric versus electronic effects in kinetic enolate formation.

⁴²⁰Abu-Hasanayn, F.; Stratakis, M.; Streitwieser, A. *J. Org. Chem.* **1995**, *60*, 4688; Jackman, L.M.; Szeverenyi, N.M. *J. Am. Chem. Soc.* **1977**, *99*, 4954; Jackman, L.M.; Lange, B.C. *J. Am. Chem. Soc.* **1981**, *103*, 4494; House, H.O.; Gall, M.; Olmstead, H.D. *J. Org. Chem.* **1971**, *36*, 2361; Zook, H.D.; Kelly, W.L.; Posey, I.Y. *J. Org. Chem.* **1968**, *33*, 3477; Stork, G.; Hudrlik, P.F. *J. Am. Chem. Soc.* **1968**, *90*, 4464.

⁴²¹The alkali metal hydrides, LiH, NaH, and KH, when prepared in a special way, are very rapid metallation agents: Klusener, P.A.A.; Brandsma, L.; Verkrujssse, H.D.; Schleyer, P.v.R.; Friedl, T.; Pi, R. *Angew. Chem. Int. Ed.* **1986**, *25*, 465.

⁴²²Romesberg, F.E.; Collum, D.B. *J. Am. Chem. Soc.* **1995**, *117*, 2166; Sun, X.; Kenkre, S.L.; Remenar, J.F.; Gilchrist, J.H. *J. Am. Chem. Soc.* **1997**, *119*, 4765.

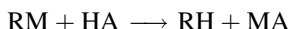
⁴²³Majewski, M.; Nowak, P. *Tetrahedron Lett.* **1998**, *39*, 1661.

METALS AS LEAVING GROUPS

A. Hydrogen as the Electrophile

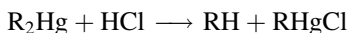
12-24 Replacement of Metals by Hydrogen

Hydro-de-metallation or Demetallation



Organometallic compounds, including enolate anions, react with acids in reactions in which the metal is replaced by hydrogen.⁴²⁴ The R group may be aryl (see **11-41**). The reaction is often used to introduce deuterium or tritium into susceptible positions. For Grignard reagents, water is usually a strong enough acid, but stronger acids are also used. An important method for the reduction of alkyl halides consists of the process $\text{RX} \rightarrow \text{RMgX} \rightarrow \text{RH}$.

Other organometallic compounds that are hydrolyzed by water are those of sodium, potassium, lithium, zinc, and so on, the ones high in the electromotive series. Enantioselective protonation of lithium enolates⁴²⁵ and cyclopropyllithium compounds⁴²⁶ have been reported. When the metal is less active, stronger acids are required. For example, R_2Zn compounds react explosively with water, R_2Cd slowly, and R_2Hg not at all, although the latter can be cleaved with concentrated HCl. However, this general statement has many exceptions, some hard to explain. For example, BR_3 compounds are completely inert to water, and GaR_3 at room temperature cleave just one R group, but AlR_3 react violently with water. However, BR_3 can be converted to RH with carboxylic acids.⁴²⁷ For less active metals it is often possible to cleave just one R group from a multivalent metal. For example,



Organometallic compounds of less active metals and metalloids (e.g., silicon,⁴²⁸ antimony, and bismuth, are quite inert to water. Organomercury compounds (RHgX or R_2Hg) can be reduced to RH by H_2 , NaBH_4 , or other reducing agents.⁴²⁹ The reduction with NaBH_4 takes place by a free-radical mechanism.⁴³⁰ Alkyl-Si

⁴²⁴For reviews, see Abraham, M.H.; Grellier, P.L., in Hartley, F.R.; Patai, S. *The Chemistry of the Metal-Carbon Bond*, Vol. 2, Wiley, NY, pp. 25-149, 105-136; Abraham, M.H. *Comprehensive Chemical Kinetics*, Bamford, C.H.; Tipper, C.F.H., eds., Vol. 12, Elsevier, NY, **1973**, pp. 107-134; Jensen, F.R.; Rickborn, B. *Electrophilic Substitution of Organomercurials*, McGraw-Hill, NY, **1968**, pp. 45-74; Schlosser, M. *Angew. Chem. Int. Ed.* **1964**, *3*, 287, 362; *Newer Methods Prep. Org. Chem.* **1968**, *5*, 238.

⁴²⁵Fehr, C. *Angew. Chem. Int. Ed.* **1996**, *35*, 2567.

⁴²⁶Walborsky, H.M.; Ollman, J.; Hamdouchi, C.; Topolski, M. *Tetrahedron Lett.* **1992**, *33*, 761.

⁴²⁷Brown, H.C.; Murray, K.J. *Tetrahedron* **1986**, *42*, 5497; Pelter, A.; Smith, K.; Brown, H.C. *Borane Reagents*, Academic Press, NY, **1988**, pp. 242-244.

⁴²⁸For a review of hydro-de-silylation of allylic and vinylic silanes, see Fleming, I.; Dunoguès, J.; Smithers, R. *Org. React.* **1989**, *37*, 57, see pp. 89-97, 194-243. Also see, **10-12**

⁴²⁹For a review, see Makarova, L.G. *Organomet. React.* **1970**, *1*, 119, see pp. 251-270, 275-300.

⁴³⁰For a review of this and other free-radical reactions of organomercury compounds, see Barluenga, J.; Yus, M. *Chem. Rev.* **1988**, *88*, 487.

bonds can be cleaved by H_2SO_4 , for example, $\text{HOOCCH}_2\text{CH}_2\text{SiMe}_3 \rightarrow 2 \text{CH}_4 + (\text{HOOCCH}_2\text{CH}_2\text{SiMe}_2)_2\text{O}$.⁴³¹

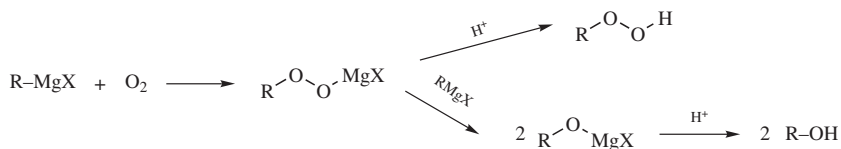
When the hydrogen of the HA is attached to carbon, this reaction is the same as 12-22.

We do not list the many hydrolyses of sodium or potassium enolates, and so on found in *Organic Syntheses*. The hydrolysis of a Grignard reagent to give an alkane is found at OS II, 478; the reduction of a vinylic tin compound at OS VIII, 381; and the reduction of an alkynylsilane at OS VIII, 281.

B. Oxygen Electrophiles

12-25 The Reaction between Organometallic Reagents and Oxygen⁴³²

Hydroperoxy-de-metalation; Hydroxy-de-metalation



Oxygen reacts with Grignard reagents to give either hydroperoxides⁴³³ or alcohols. The reaction can be used to convert alkyl halides to alcohols without side reactions. With aryl Grignard reagents yields are lower and only phenols are obtained, not hydroperoxides. Because of this reaction, oxygen should be excluded when Grignard reagents are prepared and used in various reactions.

Most other organometallic compounds also react with oxygen. Trialkylboranes and alkyldichloroboranes RBCl_2 can be conveniently converted to hydroperoxides by treatment with oxygen followed by hydrolysis.⁴³⁴ Dilithiated carboxylic acids (see 10-70) react with oxygen to give (after hydrolysis) α -hydroxy carboxylic acids.⁴³⁵ There is evidence that the reaction between Grignard reagents and oxygen involves a free-radical mechanism.⁴³⁶

The 1,1-dimetallc compounds $\text{R}_2\text{C}(\text{SnMe}_3)\text{ZnBr}$ were oxidized by dry air at -10 to 0°C in the presence of Me_3SiCl to give aldehydes or ketones $\text{R}_2\text{C}=\text{O}$.⁴³⁷

OS V, 918. See also, OS VIII, 315.

⁴³¹Sommer, L.H.; Marans, N.S.; Goldberg, G.M.; Rockett, J.; Pioch, R.P. *J. Am. Chem. Soc.* **1951**, *73*, 882. See also, Abraham, M.H.; Grellier, P.L., in Hartley, F.R.; Patai, S. *The Chemistry of the Metal-Carbon Bond*, Vol. 2, Wiley, NY, p. 117.

⁴³²For a monograph, see Brilkina, T.G.; Shushunov, V.A. *Reactions of Organometallic Compounds with Oxygen and Peroxides*, CRC Press, Boca Raton, FL, **1969**. For a review, see Wardell, J.L.; Paterson, E.S., in Hartley, F.R.; Patai, S. *The Chemistry of the Metal-Carbon Bond*, Vol. 2, Wiley, NY, **1985**, pp. 219–338, see pp. 311–316.

⁴³³For the preparation of propargyl hydroperoxides, see Harada, T.; Kutsuwa, E. *J. Org. Chem.* **2003**, *68*, 6716.


⁴³⁴Brown, H.C.; Midland, M.M. *Tetrahedron* **1987**, *43*, 4059.

⁴³⁵Moersch, G.W.; Zwiesler, M.L. *Synthesis* **1971**, 647; Adam, W.; Cueto, O. *J. Org. Chem.* **1977**, *42*, 38.

⁴³⁶Davies, A.G.; Roberts, B.P. *J. Chem. Soc. B*, **1969**, 317; Walling, C.; Cioffari, A. *J. Am. Chem. Soc.* **1970**, *92*, 6609; Garst, J.F.; Smith, C.D.; Farrar, A.C. *J. Am. Chem. Soc.* **1972**, *94*, 7707. For a review, see Davies, A.G. *J. Organomet. Chem.* **1980**, *200*, 87.

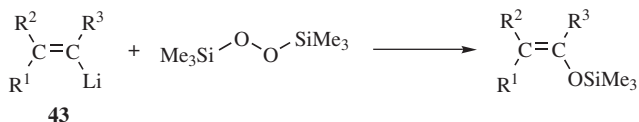
⁴³⁷Knochel, P.; Xiao, C.; Yeh, M.C.P. *Tetrahedron Lett.* **1988**, *29*, 6697.

12-26 Reaction between Organometallic Reagents and Peroxides

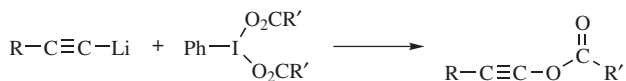
tert-Butoxy-de-metalation

A convenient method of preparation of *tert*-butyl ethers consists of treating Grignard reagents with *tert*-butyl acyl peroxides.⁴³⁸ Both alkyl and aryl Grignard reagents can be used. The application of this reaction to Grignard reagents prepared from cyclopropyl halides permits cyclopropyl halides to be converted to *tert*-butyl ethers of cyclopropanols,⁴³⁹ which can then be easily hydrolyzed to the cyclopropanols. The direct conversion of cyclopropyl halides to cyclopropanols by **10-1** is not generally feasible, because cyclopropyl halides do not generally undergo nucleophilic substitutions without ring opening.

Vinylic lithium reagents (**43**) react with silyl peroxides to give high yields of silyl enol ethers with retention of configuration.⁴⁴⁰ Since the preparation of **43** from vinylic halides



(**12-39**) also proceeds with retention, the overall procedure is a method for the stereospecific conversion of a vinylic halide to a silyl enol ether. In a related reaction, alkynyl esters can be prepared from lithium acetylides and phenyliodine(III) dicarboxylates.⁴⁴¹



OS V, 642, 924.

12-27 Oxidation of Trialkylboranes to Borates



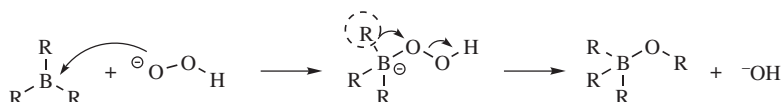
⁴³⁸Lawesson, S.; Frisell, C.; Denney, D.B.; Denney, D.Z. *Tetrahedron* **1963**, *19*, 1229. For a monograph on the reactions of organometallic compounds with peroxides, see Brilkina, T.G.; Shushunov, V.A. *Reactions of Organometallic Compounds with Oxygen and Peroxides*, CRC Press, Boca Raton, FL, **1969**. For a review, see Razuvaev, G.A.; Shushunov, V.A.; Dodonov, V.A.; Brilkina, T.G., in Swern, D. *Organic Peroxides*, Vol. 3, Wiley, NY, **1972**, pp. 141-270.

⁴³⁹Longone, D.T.; Miller, A.H. *Tetrahedron Lett.* **1967**, 4941.

⁴⁴⁰Davis, F.A.; Lal, G.S.; Wei, J. *Tetrahedron Lett.* **1988**, *29*, 4269.

⁴⁴¹Stang, P.J.; Boehshar, M.; Wingert, H.; Kitamura, T. *J. Am. Chem. Soc.* **1988**, *110*, 3272.

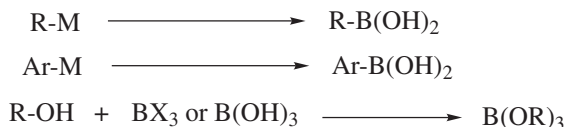
The reaction of alkenes with borane, monoalkyl and dialkylboranes leads to a new organoborane (see **15-16**). Treatment of organoboranes with alkaline H_2O_2 oxidizes trialkylboranes to esters of boric acid.⁴⁴² This reaction does not affect double or triple bonds, aldehydes, ketones, halides, or nitriles that may be present elsewhere in the molecule. There is no rearrangement of the R group itself, and this reaction is a step in the hydroboration method of converting alkenes to alcohols (**15-16**). The mechanism has been formulated as involving initial formation of an ate complex when the hydroperoxide anion attacks the electrophilic boron atom. Subsequent rearrangement from boron to oxygen,⁴⁴² as shown, leads to the B–O–R unit.



Similar migration of the other two R groups and hydrolysis of the B–O bonds leads to the alcohol and boric acid. Retention of configuration is observed in R. Boranes can also be oxidized to borates in good yields with oxygen,⁴⁴³ with sodium perborate NaBO_3 ,⁴⁴⁴ and with trimethylamine oxide, either anhydrous⁴⁴⁵ or in the form of the dihydrate.⁴⁴⁶ The reaction with oxygen is free radical in nature.⁴⁴⁷

OS V, 918; VI, 719, 852, 919.

12-28 Preparation of Borates and Boronic Acids



Alkylboronic acids and arylboronic acids, RB(OH)_2 , and ArB(OH)_2 , respectively, are increasingly important in organic chemistry. The palladium catalyzed coupling reaction of aryl halides and aryl triflates with arylboronic acids (the Suzuki–Miyaura

⁴⁴²For reviews, see Pelter, A.; Smith, K.; Brown, H.C. *Borane Reagents*, Academic Press, NY, **1988**, pp. 244–249; Brown, H.C. *Boranes in Organic Chemistry*; Cornell University Press, Ithaca, NY, **1972**, pp. 321–325; Matteson, D.S., in Hartley, F.R.; Patai, S. *The Chemistry of the Metal–Carbon Bond*, Vol. 4, Wiley, NY, pp. 307–409, 337–340. See also, Brown, H.C.; Snyder, C.; Subba Rao, B.C.; Zweifel, G. *Tetrahedron* **1986**, *42*, 5505.

⁴⁴³Brown, H.C.; Midland, M.M.; Kabalka, G.W. *J. Am. Chem. Soc.* **1971**, *93*, 1024; *Tetrahedron* **1986**, *42*, 5523.

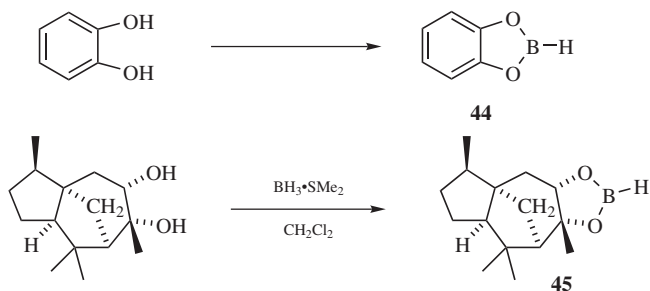
⁴⁴⁴Kabalka, G.W.; Shoup, T.M.; Goudgaon, N.M. *J. Org. Chem.* **1989**, *54*, 5930.

⁴⁴⁵Köster, R.; Arora, S.; Binger, P. *Angew. Chem. Int. Ed.* **1969**, *8*, 205.

⁴⁴⁶Kabalka, G.W.; Hedgecock, Jr., H.C. *J. Chem. Educ.* **1975**, *52*, 745; Kabalka, G.W.; Slayden, S.W. *J. Organomet. Chem.* **1977**, *125*, 273.

⁴⁴⁷Mirviss, S.B. *J. Am. Chem. Soc.* **1961**, *83*, 3051; *J. Org. Chem.* **1967**, *32*, 1713; Davies, A.G.; Roberts, B.P. *Chem. Commun.* **1966**, 298; Midland, M.M.; Brown, H.C. *J. Am. Chem. Soc.* **1971**, *93*, 1506.

reaction, **13-12**) is probably the most notable example. A simple synthesis involve the reaction of a Grignard reagent, such as phenylmagnesium bromide with an alkyl borate to give phenylboronic acid.⁴⁴⁸ Alkylboronic acids are similarly prepared.⁴⁴⁹ Note that boronic acids are subject to cyclic trimerization with loss of water to form boroxines. Trimethylborate, $B(OMe)_3$, can be used in place of tri-*n*-butyl borate.⁴⁵⁰ Newer methods involve the palladium-mediated borylation of alcohols with bis(pinacolato)diboron⁴⁵¹ or pinacolborane,⁴⁵² but deprotection of the boronate esters can be a problem. Diolboranes, such as catecholborane **44**,⁴⁵³ are prepared by the reaction of a diol with borane. Cedranediolborane (**45**, prepared from the cedrane-8,9-diol⁴⁵⁴ by treatment with borane•dimethyl sulfide) can be coupled to aryl iodides with a palladium catalyst, and generates the free boronic acid by treatment with diethanolamine and then aqueous acid.⁴⁵⁵ Boronate esters are often prepared as a means to purify the organoboron species, but some of these esters are hydrolytically unstable and difficult to deal with upon completion of the reaction.⁴⁵⁶



Alkeneboronic esters and acids are also readily available, as in the addition of vinylmagnesium chloride⁴⁵⁷ to trimethyl borate below $-50^\circ C$, followed by hydrolysis.⁴⁵⁸

⁴⁴⁸Bean, F.R.; Johnson, J.R. *J. Am. Chem. Soc.* **1932**, *54*, 4415. For a review, see Lappert, M.F. *Chem. Rev.* **1956**, *56*, 959.

⁴⁴⁹Khotinsky, E.; Melamed, M. *Chem. Ber.* **1909**, *42*, 3090.

⁴⁵⁰Soloway, A.H. *J. Am. Chem. Soc.* **1959**, *81*, 3017.

⁴⁵¹Ishiyama, T.; Murata, M.; Miyaura, N. *J. Org. Chem.* **1995**, *60*, 7508.

⁴⁵²Murata, M.; Oyama, T.; Watanabe, S.; Masuda, Y. *J. Org. Chem.* **2000**, *65*, 164; Song, Y.L. *Synlett* **2000**, 1210.

⁴⁵³Brown, H.C.; Gupta, S.K. *J. Am. Chem. Soc.* **1972**, *94*, 4370; Kanth, J. V. B.; Periasamy, M.; Brown, H.C. *Org. Process Res. Dev.* **2000**, *4*, 550.

⁴⁵⁴Narula, A.S.; Trifilieff, E.; Bang, L.; Ourisson, G. *Tetrahedron Lett.* **1977**, *18*, 3959; Song, Y.; Ding, Z.; Wang, Q.; Tao, F. *Synth. Commun.* **1998**, *28*, 3757.

⁴⁵⁵Song, Y.-L.; Morin, C. *Synlett* **2001**, 266.

⁴⁵⁶Lightfoot, A.P.; Maw, G.; Thirsk, C.; Twiddle, S.J.R.; Whiting, A. *Tetrahedron Lett.* **2003**, *44*, 7645.

⁴⁵⁷Ramsden, H.E.; Leebrick, J.R.; Rosenberg, S.D.; Miller, E.H.; Walburn, J.J.; Balint, A.E.; Cserr, R. *J. Org. Chem.*, **1957**, *22*, 1602.

⁴⁵⁸D.S. Matteson *J. Am. Chem. Soc.* **1960**, *82*, 4228; Matteson, D.S. *Acc. Chem. Res.* **1970**, *3*, 186; Matteson, D.S. *Prog. Boron Chem.* **1970**, *3*, 117.

A nonaqueous workup procedure has been reported for the preparation of arylboronic esters [$\text{ArB}(\text{OR}'_2)$].⁴⁵⁹ Uncontrollable polymerization or oxidation of much of the boronic acid occurred during the final stages of the isolation procedure, but could be avoided by *in situ* conversion to the dibutyl ester by adding the crude product to 1-butanol. The samarium(III)-catalyzed hydroboration of olefins with catecholborane is a good synthesis of boronate esters.⁴⁶⁰

Trialkyl borates (called orthoborates) can be prepared by heating the appropriate alcohol with boron trichloride in a sealed tube, but the procedure works well only for relatively simple alkyl groups.⁴⁶¹ Heating alcohols with boron trioxide (B_2O_3) in an autoclave at 110–170°C give the trialkyl borate.⁴⁶² Boric acid can be used for the preparation of orthoborates⁴⁶³ by heating with alcohols in the presence of either hydrogen chloride or concentrated sulfuric acid. Removal of water as an azeotrope with excess alcohol improves the yield,⁴⁶⁴ and good yields can be obtained for trialkyl borates⁴⁶⁵ and even for triphenyl borate.⁴⁶⁶ This method is unsuccessful for those borates whose parent alcohols do not form azeotropes with water and for the tertiary alkyl borates,⁴⁶⁷ impure samples are usually obtained.⁴⁶⁸

Potassium organotrifluoroborates (RBF_3K) are readily prepared by the addition of inexpensive KHF_2 to a variety of organoboron intermediates.⁴⁶⁹ They are monomeric, crystalline solids that are readily isolated and indefinitely stable in the air. These reagents can be used in several of the applications where boronic acids or esters are used (13-10–13-13).⁴⁷⁰ Note that vinylboronic acid and even vinylboronate esters are unstable to polymerization,⁴⁷¹ whereas the analogous vinyltrifluoroborate is readily synthesized and completely stable.⁴⁷²

O.S. 13, 16; 81, 134.

⁴⁵⁹Wong, K.-T.; Chien, Y.-Y.; Liao, Y.-L.; Lin, C.-C.; Chou, M.-Y.; Leung, M.-K. *J. Org. Chem.* **2002**, *67*, 1041.

⁴⁶⁰Evans, D.A.; Muci, A.R.; Stuermer, R. *J. Org. Chem.*, **1993**, *58*, 5307.

⁴⁶¹Councler, C. *Ber.* **1876**, *9*, 485; **1877**, *10*, 1655; **1878**, *11*, 1106.

⁴⁶²Schiff, H. *Ann. Suppl.* **1867**, *6*, 158; Councler, C. *J. Prakt. Chem.* **1871**, *16*, 371.

⁴⁶³Cohn, G. *Pharm. Zentr.* **1911**, *62*, 479.

⁴⁶⁴Bannister, W.J. U.S. Patent 1,668,797 (*Chem. Abstr.* **1928**, 22:2172).

⁴⁶⁵Ballard, S.A., U.S. Patent 2,431,224 (*Chem. Abstr.* **1948**, 42:1960); Haider, S.Z.; Khundhar, M.H.; Siddiquah, Md. *J. Appl. Chem.* **1954**, *4*, 93; Scattergood, A.; Miller, W.H.; Gammon, J. *J. Am. Chem. Soc.* **1945**, *67*, 2150; Wuyts, H.; Duquesne, A. *Bull. Soc. Chim. Belg.* **1939**, *48*, 77.

⁴⁶⁶Colclough, T.; Gerrard, W.; Lappert, M.F. *J. Chem. Soc.* **1955**, 907.

⁴⁶⁷Haider, S.Z.; Khundhar, M.H.; Siddiquah, Md. *J. Appl. Chem.* **1954**, *4*, 93; Scattergood, A., Miller, W.H.; Gammon, J. *J. Am. Chem. Soc.* **1945**, *67*, 2150.

⁴⁶⁸Ahmad, T.; Khundkar, M.H. *Chem. Ind.* **1954**, 248.


⁴⁶⁹Vedejs, E.; Chapman, R.W.; Fields, S.C.; Lin, S.; Schrimpf, M.R. *J. Org. Chem.* **1995**, *60*, 3020; Vedejs, E.; Fields, S.C.; Hayashi, R.; Hitchcock, S.R.; Powell, D.R.; Schrimpf, M.R. *J. Am. Chem. Soc.* **1999**, *121*, 2460.

⁴⁷⁰Molander, G.A.; Ito, T. *Org. Lett.* **2001**, *3*, 393; Molander, G.A.; Biolatto, B. *Org. Lett.* **2002**, *4*, 1867; Molander, G.A.; Biolatto, B. *J. Org. Chem.* **2003**, *68*, 4302; Molander, G.A.; Katona, B.W.; Machrouhi, F. *J. Org. Chem.* **2002**, *67*, 8416; Molander, G.A.; Yun, C.; Ribagorda, M.; Biolatto, B. *J. Org. Chem.* **2003**, *68*, 5534; Molander, G.A.; Ribagorda, M. *J. Am. Chem. Soc.* **2003**, *125*, 11148.

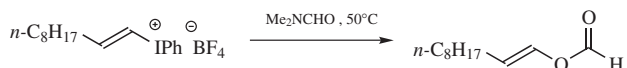
⁴⁷¹Matteson, D.S. *J. Am. Chem. Soc.* **1960**, *82*, 4228.

⁴⁷²Molander, G.A.; Felix, L.A. *J. Org. Chem.* **2005**, *70*, 3950.

12-29 Oxygenation of Organometallic Reagents and Other Substrates to *O*-Esters and Related Compounds

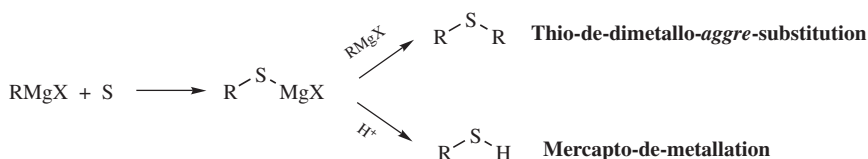


In some cases, it is possible to oxygenate a nonaromatic carbon atom using various reagents, where the product is an *O*-ester rather than an alcohol. In one example, a vinyl iodonium salt was heated with DMF to produce the corresponding formate ester.⁴⁷³

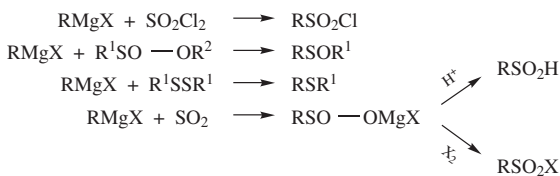


C. Sulfur Electrophiles

12-30 Conversion of Organometallic Reagents to Sulfur Compounds



Thiols and sulfides are occasionally prepared by treatment of Grignard reagents with sulfur.⁴⁷⁴ Analogous reactions are known for selenium and tellurium compounds. Grignard reagents and other organometallic



compounds⁴⁷⁵ react with sulfonyl chloride to give sulfonyl chlorides,⁴⁷⁶ with esters of sulfonic acids to give (stereospecifically) sulfoxides,⁴⁷⁷ with disulfides to give

⁴⁷³Ochiai, M.; Yamamoto, S.; Sato, K. *Chem. Commun.* **1999**, 1363.

⁴⁷⁴For reviews of the reactions in this section, see Wardell, J.L.; Paterson, E.S., in Hartley, F.R.; Patai, S. *The Chemistry of the Metal-Carbon Bond*, Vol. 2, Wiley, NY, **1985**, pp. 316–323; Wardell, J.L., in Patai, S. *The Chemistry of the Thiol Group*, pt. 1, Wiley, NY, **1974**, pp. 211–215; Wakefield, B.J. *Organolithium Methods*, Academic Press, NY, **1988**, pp. 135–142.

⁴⁷⁵For a discussion of conversions of organomercury compounds to sulfur-containing compounds, see Larock, R.C. *Organomercury Compounds in Organic Synthesis*, Springer, NY, **1985**, pp. 210–216.

⁴⁷⁶Bhattacharya, S.N.; Eaborn, C.; Walton, D.R.M. *J. Chem. Soc. C* **1968**, 1265. For similar reactions with organolithiums, see Quast, H.; Kees, F. *Synthesis* **1974**, 489; Hamada, T.; Yonemitsu, O. *Synthesis* **1986**, 852.

⁴⁷⁷Harpp, D.N.; Vines, S.M.; Montillier, J.P.; Chan, T.H. *J. Org. Chem.* **1976**, *41*, 3987.

sulfides,⁴⁷⁸ and with SO₂ to give sulfinic acid salts⁴⁷⁹ which can be hydrolyzed to sulfinic acids or treated with halogens to give sulfonyl halides.⁴⁸⁰

OS III, 771; IV, 667; VI, 533, 979.

D. Halogen Electrophiles

12-31 Halo-de-metalation



Grignard reagents react with halogens to give alkyl halides. The reaction is useful for the preparation of iodo compounds from the corresponding chloro or bromo compounds. The reaction is not useful for preparing chlorides, since the reagents RMgBr and RMgI react with Cl₂ to give mostly RBr and RI, respectively.⁴⁸¹

Most organometallic compounds, both alkyl and aryl, also react with halogens to give alkyl or aryl halides.⁴⁸² The reaction can be used to convert acetylide ions to 1-haloalkynes.⁴⁸³ Since acetylide ions are easily prepared from alkynes (**12-23**), this provides a means of accomplishing the conversion RC≡CH → RC≡CX. Vinylidonium tetrafluoroborates were converted to vinyl fluorides by heating.⁴⁸⁴ Similarly, vinyl trifluoroborates were converted to the vinyl iodide with NaI and chloramine-T in aq. THF.⁴⁸⁵ The reaction of an alkene with CuO•BF₄, iodine and triethylsilane gave the 2-iodo alkane.⁴⁸⁶

Trialkylboranes react rapidly with I₂⁴⁸⁷ or Br₂⁴⁸⁸ in the presence of NaOMe in methanol, or with FeCl₃ or other reagents⁴⁸⁹ to give alkyl iodides, bromides, or chlorides, respectively. Combined with the hydroboration reaction (**15-16**), this is an indirect way of adding HBr, HI, or HCl to a double bond to give products with an

⁴⁷⁸F For a discussion, see Negishi, E. *Organometallics in Organic Synthesis*, Wiley, NY, **1980**, pp. 243–247.

⁴⁷⁹F For a review of the reactions of organometallic compounds with SO₂, see Kitching, W.; Fong, C.W. *Organomet. Chem. Rev. Sect. A* **1970**, *5*, 281.

⁴⁸⁰Asinger, F.; Laue, P.; Fell, B.; Gubelt, C. *Chem. Ber.* **1967**, *100*, 1696.

⁴⁸¹Zakharkin, L.I.; Gavrilenko, V.V.; Paley, B.A. *J. Organomet. Chem.* **1970**, *21*, 269.

⁴⁸²F For a review, see Abraham, M.H.; Grellier, P.L., in Hartley, F.R.; Patai, S. *The Chemistry of the Metal-Carbon Bond*, Vol. 2, Wiley, NY, pp. 72–105. For reviews with respect to organomercury compounds, see Larock, R.C. *Organomercury Compounds in Organic Synthesis*, Springer, NY, **1985**, pp. 158–178; Makarova, L.G. *Organomet. React.* **1970**, *1*, 119, pp. 325–348.

⁴⁸³F For a review, see Delavarenne, S.Y.; Viehe, H.G., in Viehe, H.G. *Acetylenes*, Marcel Dekker, NY, **1969**, pp. 665–688. For a list of reagents, with references, see Larock, R.C. *Comprehensive Organic Transformations*, 2nd ed., Wiley-VCH, NY, **1999**, pp. 655–656. For an improved procedure, see Brandsma, L.; Verkruijse, H.D. *Synthesis* **1990**, 984.

⁴⁸⁴Okuyama, T.; Fujita, M.; Gronheid, R.; Lodder, G. *Tetrahedron Lett.* **2000**, *41*, 5125.

⁴⁸⁵Kabalka, G.W.; Mereddy, A.R. *Tetrahedron Lett.* **2004**, *45*, 1417.

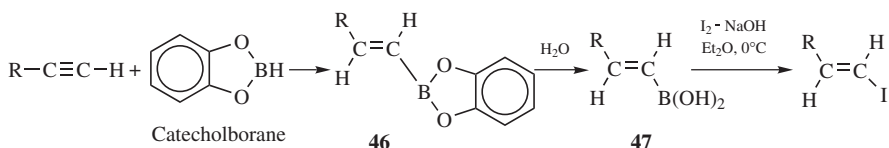
⁴⁸⁶Campos, P.J.; García, B.; Rodríguez, M.A. *Tetrahedron Lett.* **2002**, *43*, 6111.

⁴⁸⁷Brown, H.C.; Rathke, M.W.; Rogić, M.M.; De Lue, N.R. *Tetrahedron* **1988**, *44*, 2751.

⁴⁸⁸Brown, H.C.; Lane, C.F. *Tetrahedron* **1988**, *44*, 2763; Brown, H.C.; Lane, C.F.; De Lue, N.R. *Tetrahedron* **1988**, *44*, 2273. For another reagent, see Nelson, D.J.; Soundararajan, R. *J. Org. Chem.* **1989**, *54*, 340.

⁴⁸⁹Nelson, D.J.; Soundararajan, R. *J. Org. Chem.* **1988**, *53*, 5664. For other reagents, see Jigajinni, V.B.; Paget, W.E.; Smith, K. *J. Chem. Res. (S)* **1981**, 376; Brown, H.C.; De Lue, N.R. *Tetrahedron* **1988**, *44*, 2785.

anti-Markovnikov orientation (see **15-1**). Trialkylboranes can also be converted to alkyl iodides by treatment with allyl iodide and air in a free-radical process.⁴⁹⁰ *trans*-1-Alkenylboronic acids **47**, prepared by hydroboration of terminal alkynes with catecholborane to give **46**⁴⁹¹ (**15-16**), followed by hydrolysis, react with I₂ in the presence of NaOH at 0°C in ethereal solvents to give *trans* vinylic iodides.⁴⁹² Treatment with ICl also gives the vinylic iodide.⁴⁹³ This is an indirect way of accomplishing the anti-Markovnikov addition of HI to a



terminal triple bond. The reaction cannot be applied to alkenylboronic acids prepared from internal alkynes. However, alkenylboronic acids prepared from both internal and terminal alkynes react with Br₂ (2 equivalents of Br₂ must be used) followed by base to give the corresponding vinylic bromide, but in this case with *inversion* of configuration; so the product is the *cis* vinylic bromide.⁴⁹⁴ Alkenylboronic acids also give vinylic bromides and iodides when treated with a mild oxidizing agent and NaBr or NaI, respectively.⁴⁹⁵ Treatment of **47** (prepared from terminal alkynes) with Cl₂ gave vinylic chlorides with inversion.⁴⁹⁶ Vinylic boranes can be converted to the corresponding vinylic halide by treatment with NCS or NBS.⁴⁹⁷ Vinylic halides can also be prepared from vinylic silanes⁴⁹⁸ and from vinylic copper reagents. The latter react with I₂ to give iodides,⁴⁹⁹ and with NCS or NBS at -45°C to give chlorides or bromides.⁵⁰⁰ T

For the reaction of lithium enolate anions of esters with I₂ or CX₄, see **12-5**.

The conversion of terminal alkynes to 1-iodo-1-alkynes was reported using NaI under electrochemical conditions.⁵⁰¹ The reaction of an aryl alkyne with HInCl₂/BEt₃,

⁴⁹⁰Suzuki, A.; Nozawa, S.; Harada, M.; Itoh, M.; Brown, H.C.; Midland, M.M. *J. Am. Chem. Soc.* **1971**, *93*, 1508. For reviews, see Brown, H.C.; Midland, M.M. *Angew. Chem. Int. Ed.* **1972**, *11*, 692, pp. 699–700; Brown, H.C. *Boranes in Organic Chemistry*, Cornell Univ. Press, Ithica, NY, **1972**, pp. 442–446.

⁴⁹¹For a review of this reagent, see Kabalka, G.W. *Org. Prep. Proced. Int.* **1977**, *9*, 131.

⁴⁹²Brown, H.C.; Hamaoka, T.; Ravindran, N.; Subrahmanyam, C.; Somayaji, V.; Bhat, N.G. *J. Org. Chem.* **1989**, *54*, 6075. See also, Kabalka, G.W.; Gooch, E.E.; Hsu, H.C. *Synth. Commun.* **1981**, *11*, 247.

⁴⁹³Stewart, S.K.; Whiting, A. *Tetrahedron Lett.* **1995**, *36*, 3929.

⁴⁹⁴Brown, H.C.; Hamaoka, T.; Ravindran, N. *J. Am. Chem. Soc.* **1973**, *95*, 6456. See also, Brown, H.C.; Bhat, N.G. *Tetrahedron Lett.* **1988**, *29*, 21.

⁴⁹⁵See Kabalka, G.W.; Sastry, K.A.R.; Knapp, F.F.; Srivastava, P.C. *Synth. Commun.* **1983**, *13*, 1027.

⁴⁹⁶Kunda, S.A.; Smith, T.L.; Hylarides, M.D.; Kabalka, G.W. *Tetrahedron Lett.* **1985**, *26*, 279.

⁴⁹⁷Hoshi, M.; Shirakawa, K. *Tetrahedron Lett.* **2000**, *41*, 2595.

⁴⁹⁸See, for example, Chou, S.P.; Kuo, H.; Wang, C.; Tsai, C.; Sun, C. *J. Org. Chem.* **1989**, *54*, 868.

⁴⁹⁹Normant, J.F.; Chaiez, G.; Chuit, C.; Villieras, J. *J. Organomet. Chem.* **1974**, *77*, 269; *Synthesis* **1974**, 803.

⁵⁰⁰Westmijze, H.; Meijer, J.; Vermeer, P. *Recl. Trav. Chim. Pays-Bas* **1977**, *96*, 168; Levy, A.B.; Talley, P.; Dunford, J.A. *Tetrahedron Lett.* **1977**, 3545.

⁵⁰¹Nishiguchi, I.; Kanbe, O.; Itoh, K.; Maekawa, H. *Synlett* **2000**, 89.

and then iodine leads to a *Z*-vinyl iodide with respect to the aryl group and the iodine atom.⁵⁰² 1-Bromo-1-alkynes were converted to the 1-iodo-1-alkyne with CuI.⁵⁰³

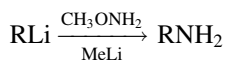
It is unlikely that a single mechanism suffices to cover all conversions of organometallic compounds to alkyl halides.⁵⁰⁴ In a number of cases, the reaction has been shown to involve inversion of configuration (see p. 757), indicating an S_E2 (back) mechanism, while in other cases retention of configuration has been shown,⁵⁰⁵ implicating an S_E2 (front) or S_Ei mechanism. In still other cases, complete loss of configuration as well as other evidence have demonstrated the presence of a free-radical mechanism.^{505,506}

OS I, 125, 325, 326; III, 774, 813; V, 921; VI, 709; VII, 290; VIII, 586; IX, 573. Also see, OS II, 150.

E. Nitrogen Electrophiles

12-32 The Conversion of Organometallic Compounds to Amines

Amino-de-metalation



There are several methods for conversion of alkyl- or aryllithium compounds to primary amines.⁵⁰⁷ The two most important are treatment with hydroxylamine derivatives and with certain azides.⁵⁰⁸ In the first of these methods, treatment of RLi with methoxyamine and MeLi in ether at -78°C gives RNH₂.⁵⁰⁹ Grignard reagents from aliphatic halides give lower yields. The reaction can be extended to give secondary amines by the use of *N*-substituted methoxyamines (CH₃ONHR').⁵¹⁰ There is evidence⁵¹¹ that the mechanism involves the direct displacement of OCH₃ by R

⁵⁰²Takami, K.; Yorimitsu, H.; Oshima, K. *Org. Lett.* **2002**, *4*, 2993.

⁵⁰³Abe, H.; Suzuki, H. *Bull. Chem. Soc. Jpn.* **1999**, *72*, 787.

⁵⁰⁴For reviews of the mechanisms, see Abraham, M.H.; Grellier, P.L., in Hartley, F.R.; Patai, S. *The Chemistry of the Carbon-Metal Bond*, Vol. 2, Wiley, NY, p. 72; Abraham, M.H. *Comprehensive Chemical Kinetics*, Bamford, C.H.; Tipper, C.F.H., Eds., Vol. 12; Elsevier, NY, **1973**, pp. 135–177; Jensen, F.R.; Rickborn, B. *Electrophilic Substitution of Organomercurials*, McGraw-Hill, NY, **1968**, pp. 75–97.

⁵⁰⁵For example, see Jensen, F.R.; Gale, L.H. *J. Am. Chem. Soc.* **1960**, *82*, 148.

⁵⁰⁶See, for example, Beletskaya, I.P.; Reutov, O.A.; Gur'yanova, T.P. *Bull. Acad. Sci. USSR Div. Chem. Sci.* **1961**, 1483; Beletskaya, I.P.; Ermanson, A.V.; Reutov, O.A. *Bull. Acad. Sci. USSR Div. Chem. Sci.* **1965**, 218; de Ryck, P.H.; Verdonck, L.; Van der Kelen, G.P. *Bull. Soc. Chim. Belg.*, **1985**, *94*, 621.

⁵⁰⁷For a review of methods for achieving the conversion RM → RNH₂, see Erdik, E.; Ay, M. *Chem. Rev.* **1989**, *89*, 1947.

⁵⁰⁸For some other methods of converting organolithium or Grignard reagents to primary amines, see Alvermhe, G.; Laurent, A. *Tetrahedron Lett.* **1972**, 1007; Hagopian, R.A.; Therien, M.J.; Murdoch, J.R. *J. Am. Chem. Soc.* **1984**, *106*, 5753; Genet, J.P.; Mallart, S.; Greck, C.; Piveteau, E. *Tetrahedron Lett.* **1991**, *32*, 2359.

⁵⁰⁹Beak, P.; Kokko, B.J. *J. Org. Chem.* **1982**, *47*, 2822. For other hydroxylamine derivatives, see Colvin, E.W.; Kirby, G.W.; Wilson, A.C. *Tetrahedron Lett.* **1982**, *23*, 3835; Boche, G.; Bernheim, M.; Schrott, W. *Tetrahedron Lett.* **1982**, *23*, 5399; Boche, G.; Schrott, W. *Tetrahedron Lett.* **1982**, *23*, 5403.

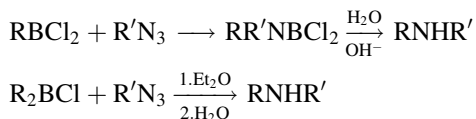
⁵¹⁰Kokko, B.J.; Beak, P. *Tetrahedron Lett.* **1983**, *24*, 561.

⁵¹¹Beak, P.; Basha, A.; Kokko, B.; Loo, D. *J. Am. Chem. Soc.* **1986**, *108*, 6016.

on an intermediate $\text{CH}_2\text{ONR}'^-(\text{CH}_3\text{ONR}'^- \text{Li}^+ + \text{RLi} \rightarrow \text{CH}_3\text{OLi} + \text{RNR}'^- \text{Li}^+)$. The most useful azide is tosyl azide TsN_3 .⁵¹² The initial product is usually RNH_2 , but this is easily reducible to the amine (**19-51**). With some azides, such as azidomethyl phenyl sulfide (PhSCH_2N_3), the group attached to the N_3 is a poor leaving group, so the initial product is a triazene (in this case $\text{ArNHN}=\text{NCH}_2\text{Sph}$ from ArMgX), which can be hydrolyzed to the amine.⁵¹³



Organoboranes react with a mixture of aqueous NH_3 and NaOCl to produce primary amines.⁵¹⁴ It is likely that the actual reagent is chloramine (NH_2Cl). Chloramine itself,⁵¹⁵ hydroxylamine-*O*-sulfonic acid in diglyme,⁵¹⁶ and trimethylsilyl azide⁵¹⁷ also give the reaction. Since the boranes can be prepared by the hydroboration of alkenes (**15-16**), this is an indirect method for the addition of NH_3 to a double bond with anti-Markovnikov orientation. Secondary amines can be prepared⁵¹⁸ by the treatment of alkyl- or aryl-dichloroboranes or dialkylchloroboranes with alkyl or aryl azides.



The use of an optically active R^*BCl_2 gave secondary amines of essentially 100% optical purity.⁵¹⁹ Aryllead triacetates, $\text{ArPb}(\text{OAc})_3$, give secondary amines (ArNHR') when treated with primary aromatic amines $\text{Ar}'\text{NH}_2$ and $\text{Cu}(\text{OAc})_2$.⁵²⁰

Secondary amines have been converted to tertiary amines by treatment with lithium dialkylcuprate reagents: $\text{R}_2\text{CuLi} + \text{NHR} \rightarrow \text{RNR}_2$.⁵²¹ The reaction was also used to convert primary amines to secondary, but yields were lower.⁵²²

⁵¹²See, for example, Spagnolo, P.; Zanirato, P.; Gronowitz, S. *J. Org. Chem.* **1982**, *47*, 3177; Reed, J.N.; Snieckus, V. *Tetrahedron Lett.* **1983**, *24*, 3795. For other azides, see Hassner, A.; Munger, P.; Belinka Jr., B.A. *Tetrahedron Lett.* **1982**, *23*, 699; Mori, S.; Aoyama, T.; Shioiri, T. *Tetrahedron Lett.* **1984**, *25*, 429.

⁵¹³Trost, B.M.; Pearson, W.H. *J. Am. Chem. Soc.* **1981**, *103*, 2483; **1983**, *105*, 1054.

⁵¹⁴Kabalka, G.W.; Wang, Z.; Goudgaon, N.M. *Synth. Commun.* **1989**, *19*, 2409. For the extension of this reaction to the preparation of secondary amines, see Kabalka, G.W.; Wang, Z. *Organometallics* **1989**, *8*, 1093; *Synth. Commun.* **1990**, *20*, 231.

⁵¹⁵Brown, H.C.; Heydkamp, W.R.; Breuer, E.; Murphy, W.S. *J. Am. Chem. Soc.* **1964**, *86*, 3565.

⁵¹⁶Brown, H.C.; Kim, K.; Srebniak, M.; Singaram, B. *Tetrahedron* **1987**, *43*, 4071. For a method of using this reaction to prepare optically pure chiral amines, see Brown, H.C.; Kim, K.; Cole, T.E.; Singaram, B. *J. Am. Chem. Soc.* **1986**, *106*, 6761.

⁵¹⁷Kabalka, G.W.; Goudgaon, N.M.; Liang, Y. *Synth. Commun.* **1988**, *18*, 1363.

⁵¹⁸Brown, H.C.; Midland, M.M.; Levy, A.B.; Suzuki, A.; Sono, S.; Itoh, M. *Tetrahedron* **1987**, *43*, 4079; Carboni, B.; Vaultier, M.; Courgeon, T.; Carrié, R. *Bull. Soc. Chim. Fr.* **1989**, 844.

⁵¹⁹Brown, H.C.; Salunkhe, A.M.; Singaram, B. *J. Org. Chem.* **1991**, *56*, 1170.

⁵²⁰Barton, D.H.R.; Donnelly, D.M.X.; Finet, J.; Guiry, P.J. *Tetrahedron Lett.* **1989**, *30*, 1377.

⁵²¹Yamamoto, H.; Maruoka, K. *J. Org. Chem.* **1980**, *45*, 2739.

⁵²²Merkushev, E.B. *Synthesis* **1988**, 923

In the presence of a CuI catalyst, acetamide reacted with vinyl iodides to give the corresponding enamide, where the nitrogen of the amide replaced the iodine atom.⁵²³

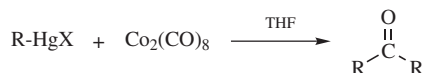
Terminal alkynes reacted with chlorodiphenylphosphine (Ph₂PCl) and a nickel catalyst to give the 1-diphenylphosphino alkyne (R-C≡C-PPh₂).⁵²⁴ Alkynyl halides can be used for a similar reaction. Treatment of methyl carbamates with KHMDS and CuI, followed by two equivalents of 1-bromo phenylacetylene gave the *N*-substituted alkyne, Ph-C≡C-N(CO₂Me)R.⁵²⁵

OS VI, 943.

F. Carbon Electrophiles

12-33 The Conversion of Organometallic Compounds to Ketones, Aldehydes, Carboxylic Esters, or Amides

Acyl-de-metalation, and so on



Symmetrical ketones⁵²⁶ can be prepared in good yields by the reaction of organomercuric halides⁵²⁷ with dicobalt octacarbonyl in THF,⁵²⁸ or with nickel carbonyl in DMF or certain other solvents.⁵²⁹ The R group may be aryl or alkyl. However, when R is alkyl, rearrangements may intervene in the CO₂(CO)₈ reaction, although the Ni(CO)₄ reaction seems to be free from such rearrangements.⁵³⁰ Divinyl ketones (useful in the Nazarov cyclization, **15-20**) have been prepared in high yields by treatment of vinylic mercuric halides with CO and a rhodium catalyst.⁵³⁰ In a more general synthesis of unsymmetrical ketones, tetraalkyltin compounds (R₄Sn) are treated with a halide R'X (R' = aryl, vinylic, benzylic), CO, and a Pd complex catalyst.⁵³¹ Similar reactions use Grignard reagents, Fe(CO)₅, and an alkyl halide.⁵³² Cyclobutanone derivatives were prepared by carbonylation (treatment with CO) of a cyclic titanium compound.⁵³³

Grignard reagents react with formic acid to give good yields of aldehydes. Two equivalents of RMgX are used; the first converts HCOOH to HCOO⁻, which reacts

⁵²³Jiang, L.; Job, G.E.; Klapars, A.; Buchwald, S.L. *Org. Lett.* **2003**, *5*, 3667.

⁵²⁴Beletskaya, I.P.; Affanasiev, V.V.; Kazankova, M.A.; Efimova, I.V. *Org. Lett.* **2003**, *5*, 4309.

⁵²⁵Dunetz, J.R.; Danheiser, R.L. *Org. Lett.* **2003**, *5*, 4011.

⁵²⁶For reviews of the reactions in this section, and related reactions, see Narayana, C.; Periasamy, M. *Synthesis* **1985**, 253; Gulevich, Yu.V.; Bumagin, N.A.; Beletskaya, I.P. *Russ. Chem. Rev.* **1988**, *57*, 299.

⁵²⁷For a monograph on the synthetic uses of organomercury compounds, see Larock, R.C. *Organomercury Compounds in Organic Synthesis*, Springer, NY, **1985**. For reviews, see Larock, R.C. *Tetrahedron* **1982**, *38*, 1713; *Angew. Chem. Int. Ed.* **1978**, *17*, 27.

⁵²⁸Seyferth, D.; Spohn, R.J. *J. Am. Chem. Soc.* **1969**, *91*, 3037.

⁵²⁹Ryu, I.; Ryang, M.; Rhee, I.; Omura, H.; Murai, S.; Sonoda, N. *Synth. Commun.* **1984**, *14*, 1175 and references cited therein. For another method, see Hatanaka, Y.; Hiyama, T. *Chem. Lett.* **1989**, 2049.

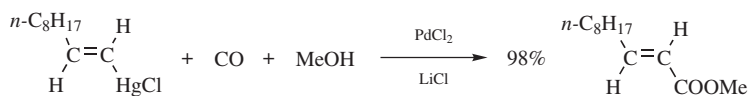
⁵³⁰Larock, R.C.; Hershberger, S.S. *J. Org. Chem.* **1980**, *45*, 3840.

⁵³¹Tanaka, M. *Tetrahedron Lett.* **1979**, 2601.

⁵³²Yamashita, M.; Suemitsu, R. *Tetrahedron Lett.* **1978**, 761. See also, Vitale, A.A.; Doctorovich, F.; Nudelman, N.S. *J. Organomet. Chem.* **1987**, *332*, 9.

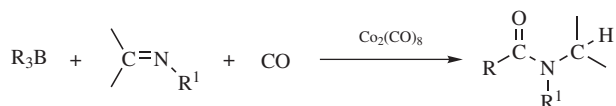
⁵³³Carter, C.A.G.; Greidanus, G.; Chen, J.-x.; Stryker, J.M. *J. Am. Chem. Soc.* **2001**, *123*, 8872.

with the second equivalent to give RCHO.⁵³⁴ Alkyl lithium reagents and Grignard reagents react with CO to give symmetrical ketones.⁵³⁵ An interesting variation reacts CO₂ with an organolithium, which is then treated with a different organolithium reagent to give the unsymmetrical ketone.⁵³⁶ α,β -Unsaturated aldehydes can be prepared by treatment of vinylic silanes with dichloromethyl methyl ether and TiCl₄ at -90°C .⁵³⁷ α,β -Unsaturated esters can be prepared by treating boronic esters **27** with CO, PdCl₂, and NaOAc in MeOH.⁵³⁸ The synthesis of α,β -unsaturated esters has also been accomplished by treatment of vinylic mercuric chlorides with CO at atmospheric pressure and a Pd catalyst in an alcohol as solvent, for example,⁵³⁹



Alkyl and aryl Grignard reagents can be converted to carboxylic esters with Fe(CO)₅ instead of CO.⁵⁴⁰

Amides have been prepared by the treatment of trialkyl or triarylboranes with CO and an imine, in the presence of catalytic amounts of cobalt carbonyl:⁵⁴¹



In another method for the conversion $\text{RM} \rightarrow \text{RCO NR}$, Grignard reagents, and organolithium compounds are treated with a formamide (HCONR'_2) to give the intermediate $\text{RCH}(\text{OM})\text{NR}'_2$, which is not isolated, but treated with PhCHO or Ph₂CO to give the product $\text{RCO NR}'_2$.⁵⁴²

Direct conversion of a hydrocarbon to an aldehyde ($\text{R-H} \rightarrow \text{R-CHO}$) was reported by treatment of the hydrocarbon with GaCl₃ and CO.⁵⁴³

See also, reactions **10-76**, **15-32**, and **18-23-18-24**.

OS VIII, 97.

⁵³⁴Sato, F.; Oguro, K.; Watanabe, H.; Sato, M. *Tetrahedron Lett.* **1980**, 21, 2869. For another method of converting RMgX to RCHO, see Meyers, A.I.; Comins, D.L. *Tetrahedron Lett.* **1978**, 5179; Comins, D.L.; Meyers, A.I. *Synthesis* **1978**, 403; Amaratunga, W.; Fréchet, J.M.J. *Tetrahedron Lett.* **1983**, 24, 1143.

⁵³⁵Ryang, M.; Sawa, Y.; Hasimoto, T.; Tsutsumi, S. *Bull. Chem. Soc. Jpn.* **1964**, 37, 1704; Trzupczek, L.S.; Newirth, T.L.; Kelly, E.G.; Sbarbati, N.E.; Whitesides, G.M. *J. Am. Chem. Soc.* **1973**, 95, 8118.

⁵³⁶Zadel, G.; Breitmaier, E. *Angew. Chem. Int. Ed.* **1992**, 31, 1035.

⁵³⁷Yamamoto, K.; Yohitake, J.; Qui, N.T.; Tsuji, J. *Chem. Lett.* **1978**, 859.

⁵³⁸Miyaura, N.; Suzuki, A. *Chem. Lett.* **1981**, 879. See also Yamashina, N.; Hyuga, S.; Hara, S.; Suzuki, A. *Tetrahedron Lett.* **1989**, 30, 6555.

⁵³⁹Larock, R.C. *J. Org. Chem.* **1975**, 40, 3237.

⁵⁴⁰Yamashita, M.; Suemitsu, R. *Tetrahedron Lett.* **1978**, 1477.

⁵⁴¹Alper, H.; Amaratunga, S. *J. Org. Chem.* **1982**, 47, 3593.

⁵⁴²Screttas, C.G.; Steele, B.R. *J. Org. Chem.* **1988**, 53, 5151.

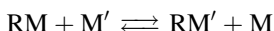
⁵⁴³Oshita, M.; Chatani, N. *Org. Lett.* **2004**, 6, 4323.

12-34 Cyano-de-metalation

Vinyllic copper reagents react with ClCN to give vinyl cyanides, although BrCN and ICN give the vinyllic halide instead.⁵⁴⁴ Vinyllic cyanides have also been prepared by the reaction between vinyllic lithium compounds and phenyl cyanate (PhOCN).⁵⁴⁵ Alkyl nitriles (RCN) have been prepared, in varying yields, by treatment of sodium trialkylcyanoborates with NaCN and lead tetraacetate.⁵⁴⁶ Vinyl bromides reacted with KCN , in the presence of a nickel complex and zinc metal to give the vinyl nitrile.⁵⁴⁷ Vinyl triflates react with LiCN , in the presence of a palladium catalyst, to give the vinyl nitrile.⁵⁴⁸

For other electrophilic substitutions of the type $\text{RM} \rightarrow \text{RC}$, which are discussed under nucleophilic substitutions in Chapter 10. See also, **16-81–16-85** and **16-99**.

OS IX, 548

G. Metal Electrophiles**12-35** Transmetalation With a Metal**Metallo-de-metalation**

Many organometallic compounds are best prepared by this reaction, which involves replacement of a metal in an organometallic compound by another metal. The RM' compound can be successfully prepared only when M' is above M in the electromotive series, unless some other way is found to shift the equilibrium. That is, RM is usually an unreactive compound and M' is a metal more active than M . Most often, RM is R_2Hg , since mercury alkyls⁵²⁷ are easy to prepare and mercury is far down in the electromotive series.⁵⁴⁹ Alkyls of Li, Na, K, Be, Mg, Al, Ga, Zn, Cd, Te, Sn, and so on have been prepared this way. An important advantage of this method over **12-38** is that it ensures that the organometallic compound will be prepared free of any possible halide. This method can be used for the isolation of solid sodium and potassium alkyls.⁵⁵⁰ If the metals lie too close together in the series, it may not be possible to shift the equilibrium. For example, alkylbismuth compounds cannot be prepared in this way from alkylmercury compounds.

OS V, 1116.

⁵⁴⁴Westmijze, H.; Vermeer, P. *Synthesis* **1977**, 784.

⁵⁴⁵Murray, R.E.; Zweifel, G. *Synthesis* **1980**, 150.

⁵⁴⁶Masuda, Y.; Hoshi, M.; Yamada, T.; Arase, A. *J. Chem. Soc. Chem. Commun.* **1984**, 398.

⁵⁴⁷Sakakibara, Y.; Enami, H.; Ogawa, H.; Fujimoto, S.; Kato, H.; Kunitake, K.; Sasaki, K.; Sakai, M. *Bull. Chem. Soc. Jpn.* **1995**, 68, 3137.

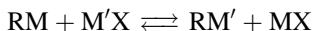
⁵⁴⁸Piers, E.; Fleming, F.F. *Can. J. Chem.* **1993**, 71, 1867.

⁵⁴⁹For a review of the reaction when M is Hg, see Makarova, L.G. *Organomet. React.* **1970**, 1, 119, pp. 190–226. For a review where M' is Li, see Wardell, J.L., in Zuckerman, J.J. *Inorganic Reactions and Methods*, Vol. 11, VCH, NY, **1988**, pp. 31–44.

⁵⁵⁰ BuNa and BuK have also been prepared by exchange of BuLi with $t\text{-BuONa}$ or $t\text{-AmOK}$: Pi, R.; Bauer, W.; Brix, B.; Schade, C.; Schleyer, P.v.R. *J. Organomet. Chem.* **1986**, 306, C1.

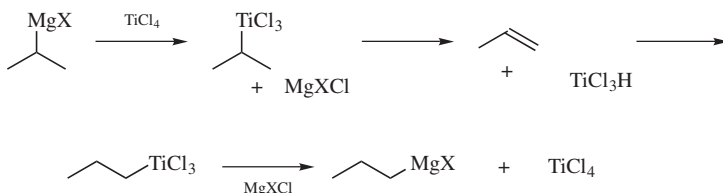
12-36 Transmetalation With a Metal Halide

Metallo-de-metalation



In contrast to **12-35**, the reaction between an organometallic compound and a metal *halide* is successful only when M' is *below* M in the electromotive series.⁵⁵¹ The two reactions considered together therefore constitute a powerful tool for preparing all kinds of organometallic compounds. In this reaction, the most common substrates are Grignard reagents and organolithium compounds.⁵⁵²

The MgX of Grignard reagents⁵⁵³ can migrate to terminal positions in the presence of small amounts of TiCl_4 .⁵⁵⁴ The proposed mechanism consists of metal exchange (**12-36**), elimination–addition, and metal exchange:



The addition step is similar to **15-16** or **15-17** and follows Markovnikov's rule, so the positive titanium goes to the terminal carbon.

Among others, alkyls of Be, Zn,⁵⁵⁵ Cd, Hg, Al, Sn, Pb, Co, Pt, and Au have been prepared by treatment of Grignard reagents with the appropriate halide.⁵⁵⁶ The reaction has been used to prepare alkyls of almost all nontransition metals and even of some transition metals. Alkyls of metalloids and of nonmetals, including

⁵⁵¹For reviews of the mechanism, see Abraham, M.H.; Grellier, P.L. in Hartley, F.R.; Patai, S. *The Chemistry of the Carbon–Metal Bond*, Vol. 2, Wiley, NY, pp. 25–149; Abraham, M.H. *Comprehensive Chemical Kinetics*, Bamford, C.H.; Tipper, C.F.H., Eds., Vol. 12; Elsevier, NY, **1973**, pp. 39–106; Jensen, F.R.; Rickborn, B. *Electrophilic Substitution of Organomercurials*, McGraw-Hill, NY, **1968**, pp. 100–192. Also see Schlosser, M. *Angew. Chem. Int. Ed.* **1964**, 3, 287, 362; *Newer Methods Prep. Org. Chem.* **1968**, 5, 238.

⁵⁵²For monographs on organolithium compounds, see Wakefield, B.J. *Organolithium Methods*, Academic Press, NY, **1988**; Wakefield, B.J. *The Chemistry of Organolithium Compounds*, Pergamon: Elmsford, NY, **1974**.

⁵⁵³For reviews of rearrangements in organomagnesium chemistry, see Hill, E.A. *Adv. Organomet. Chem.* **1977**, 16, 131; *J. Organomet. Chem.* **1975**, 91, 123.


⁵⁵⁴Cooper, G.D.; Finkbeiner, H.L. *J. Org. Chem.* **1962**, 27, 1493; Fell, B.; Asinger, F.; Sulzbach, R.A. *Chem. Ber.* **1970**, 103, 3830. See also, Ashby, E.C.; Ainslie, R.D. *J. Organomet. Chem.* **1983**, 250, 1.

⁵⁵⁵For a review of the use of activated zinc, see Erdik, E. *Tetrahedron* **1987**, 43, 2203.

⁵⁵⁶For a review, see Noltes, J.G. *Bull. Soc. Chim. Fr.* **1972**, 2151.

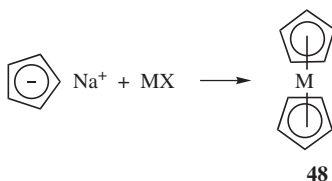
Si, B,⁵⁵⁷ Ge, P, As, Sb, and Bi, can also be prepared in this manner.⁵⁵⁸ Except for alkali-metal alkyls and Grignard reagents, the reaction between RM and M'X is the most common method for the preparation of organometallic compounds.⁵⁵⁹

Lithium dialkylcopper reagents can be prepared by mixing 2 equivalents of RLi with 1 equivalent of a cuprous halide in ether at low temperatures:⁵⁶⁰



Another way is to dissolve an alkylcopper compound in an alkyllithium solution. Higher order cuprates can also be prepared, as well as “non-ate” copper reagents.⁵⁶¹

Metalloenes (**48**, see p. 66) are usually made by this method:



Among others, metallocenes of Sc, Ti, V, Cr, Mn, Fe, Co, and Ni have been prepared in this manner.⁵⁶²

Metal nitrates are sometimes used instead of halides.

In a related reaction sulfurated boranes ($\text{R}_2\text{B-SSiR}'_2$) react with Grignard reagents, such as methylmagnesium bromide to give the B-alkyl borane (e.g., $\text{R}_2\text{B-Me}$) upon heating *in vacuo*.⁵⁶³

OS I, 231, 550; III, 601; IV, 258, 473, 881; V, 211, 496, 727, 918, 1001; VI, 776, 875, 1033; VII, 236, 290, 524; VIII, 23, 57, 268, 474, 586, 606, 609. Also see, OS IV, 476

⁵⁵⁷For a method of preparing organoboranes from RMgX and BF_3 , where the RMgX is present only *in situ*, see Brown, H.C.; Racherla, U.S. *Tetrahedron Lett.* **1985**, 26, 4311.

⁵⁵⁸For reviews as applied to Si, B, and P, see Wakefield, B.J. *Organolithium Methods*, Academic Press, NY, **1988**, pp. 149–158; Kharasch, M.S.; Reinmuth, O. *Grignard Reactions of Nonmetallic Substances*; Prentice-Hall: Englewood Cliffs, NJ, **1954**, pp. 1306–1345.

⁵⁵⁹For a review with respect to Al, see Mole, T. *Organomet. React.* **1970**, 1, 1, pp. 31–43; to Hg, see Larock, R.C. *Organomercury Compounds in Organic Synthesis*, Springer, NY, **1985**, pp. 9–26; Makarova, L.G. *Organomet. React.* **1970**, 1, 119, pp. 129–178, 227–240; to Cu, Ag, or Au, see van Koten, G., in Zuckerman, J.J. *Inorganic Reactions and Methods*, Vol. 11, VCH, NY, **1988**, pp. 219–232; to Zn, Cd, or Hg, see Wardell, J.L. in Zuckerman, J.J. *Inorganic Reactions and Methods*, Vol. 11, VCH, NY, **1988**, pp. 248–270.

⁵⁶⁰House, H.O.; Chu, C.; Wilkins, J.M.; Umen, M.J. *J. Org. Chem.* **1975**, 40, 1460. But see also, Lipshutz, B.H.; Whitney, S.; Kozlowski, J.A.; Breneman, C.M. *Tetrahedron Lett.* **1986**, 27, 4273; Bertz, S.H.; Dabbagh, G. *Tetrahedron* **1989**, 45, 425.


⁵⁶¹Stack, D.E.; Klein, W.R.; Rieke, R.D. *Tetrahedron Lett.* **1993**, 34, 3063.

⁵⁶²For reviews of the preparation of metallocenes, see Publitz, D.E.; Rinehart, Jr., K.L. *Org. React.* **1969**, 17, 1; Birmingham, J.M. *Adv. Organomet. Chem.* **1965**, 2, 365, p. 375.


⁵⁶³Soderquist, J.A.; DePomar, J.C.J. *Tetrahedron Lett.* **2000**, 41, 3537.

12-37 Transmetalation With an Organometallic Compound

Metallo-de-metalation



This type of metallic exchange is used much less often than 12-35 and 12-36. It is an equilibrium reaction and is useful only if the equilibrium lies in the desired direction. Usually the goal is to prepare a lithium compound that is not prepared easily in other ways,⁵⁶⁴ for example, a vinylic or an allylic lithium, most commonly from an organotin substrate. Examples are the preparation of vinylolithium from phenyllithium and tetravinyltin and the formation of α -dialkylamino organolithium compounds from the corresponding organotin compounds⁵⁶⁵



The reaction has also been used to prepare 1,3-dilithiopropanes⁵⁶⁶ and 1,1-dilithiomethylenecyclohexane⁵⁶⁷ from the corresponding mercury compounds. In general, the equilibrium lies in the direction in which the more electropositive metal is bonded to that alkyl or aryl group that is the more stable carbanion (p. 250). The reaction proceeds with retention of configuration;⁵⁶⁸ an S_{Ei} mechanism is likely.⁵⁶⁹

“Higher order” cuprates⁵⁷⁰ (see 10-58) have been produced by this reaction starting with a vinylic tin compound:⁵⁷¹



⁵⁶⁴For reviews, see Wardell, J.L. in Hartley, F.R.; Patai, S. *The Chemistry of the Carbon-Metal Bond*, Vol. 4, Wiley, NY, pp. 1–157, see pp. 81–89; Kauffmann, T. *Top. Curr. Chem.* **1980**, 92, 109, p. 130.

⁵⁶⁵Peterson, D.J.; Ward, J.F. *J. Organomet. Chem.* **1974**, 66, 209; Pearson, W.H.; Lindbeck, A.C. *J. Org. Chem.* **1989**, 54, 5651.

⁵⁶⁶Seetz, J.W.F.L.; Schat, G.; Akkerman, O.S.; Bickelhaupt, F. *J. Am. Chem. Soc.* **1982**, 104, 6848.

⁵⁶⁷Maercker, A.; Dujardin, R. *Angew. Chem. Int. Ed.* **1984**, 23, 224.

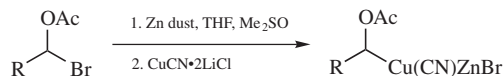
⁵⁶⁸Seyferth, D.; Vaughan, L.G. *J. Am. Chem. Soc.* **1964**, 86, 883; Sawyer, J.S.; Kucerovy, A.; Macdonald, T.L.; McGarvey, G.J. *J. Am. Chem. Soc.* **1988**, 110, 842.

⁵⁶⁹Dessy, R.E.; Kaplan, F.; Coe, G.R.; Salinger, R.M. *J. Am. Chem. Soc.* **1963**, 85, 1191.

⁵⁷⁰For reviews of these and other “higher order” organocuprates, see Lipshutz, B.H.; Wilhelm, R.S.; Kozlowski, J.A. *Tetrahedron* **1984**, 40, 5005; Lipshutz, B.H. *Synthesis* **1987**, 325; *Synlett*, **1990**, 119. See also, Bertz, S.H. *J. Am. Chem. Soc.* **1990**, 112, 4031; Lipshutz, B.H.; Sharma, S.; Ellsworth, E.L. *J. Am. Chem. Soc.* **1990**, 112, 4032.

⁵⁷¹Behling, J.R.; Babiak, K.A.; Ng, J.S.; Campbell, A.L.; Moretti, R.; Koerner, M.; Lipshutz, B.H. *J. Am. Chem. Soc.* **1988**, 110, 2641.

These compounds are not isolated, but used directly *in situ* for conjugate addition reactions (**15-25**). Another method for the preparation of such reagents (but with Zn instead of Li) allows them to be made from α -acetoxy halides:⁵⁷²



OS V, 452; VI, 815; VIII, 97.

HALOGEN AS LEAVING GROUP

The reduction of alkyl halides can proceed by an electrophilic substitution mechanism, but it is considered in Chapter 19 (**19-53**).

12-38 Metalo-de-halogenation



Alkyl halides react directly with certain metals to give organometallic compounds.⁵⁷³ The most common metal is magnesium, and of course this is by far the most common method for the preparation of Grignard reagents.⁵⁷⁴ The order of halide activity is $\text{I} > \text{Br} > \text{Cl}$. The reaction can be applied to many alkyl halides primary, secondary, and tertiary and to aryl halides, although aryl *chlorides* require the use of THF or another higher boiling solvent instead of the usual ether, or special entrainment methods.⁵⁷⁵ Aryl iodides and bromides can be treated in the usual manner. Allylic Grignard reagents can also be prepared in the usual manner (or in THF),⁵⁷⁶ although in the presence of excess halide these may give Wurtz-type coupling products (see **10-56**).⁵⁷⁷ Like aryl chlorides, vinylic halides require higher boiling solvents (see OS IV, 258). A good procedure for benzylic and allylic halides is to use magnesium anthracene (prepared from Mg and anthracene in THF)⁵⁷⁸

⁵⁷²Chou, T.; Knochel, P. *J. Org. Chem.* **1990**, *55*, 4791.

⁵⁷³For reviews, see Massey, A.G.; Humphries, R.E. *Aldrichimica Acta* **1989**, *22*, 31; Negishi, E. *Organometallics in Organic Synthesis*, Wiley, NY, **1980**, pp. 30–37; Rochow, E.G. *J. Chem. Educ.* **1966**, *43*, 58.

⁵⁷⁴For reviews, see Raston, C.L.; Salem, G., in Hartley, F.R.; Patai, S. *The Chemistry of the Carbon–Metal Bond*, Vol. 4, Wiley, NY, pp. 159–306, 162–175; Kharasch, M.S.; Reinmuth, O. *Grignard Reactions of Monometallic Substances*, Prentice-Hall, Englewood Cliffs, NJ, **1954**, pp. 5–91.

⁵⁷⁵Pearson, D.E.; Cowan, D.; Beckler, J.D. *J. Org. Chem.* **1959**, *24*, 504.

⁵⁷⁶For a review of allyl and crotyl Grignard reagents, see Benkeser, R.A. *Synthesis* **1971**, 347.

⁵⁷⁷For a method of reducing coupling in the formation of allylic Grignard reagents, see Oppolzer, W.; Schneider, P. *Tetrahedron Lett.* **1984**, *25*, 3305.

⁵⁷⁸Freeman, P.K.; Hutchinson, L.L. *J. Org. Chem.* **1983**, *48*, 879; Bogdanović, B.; Janke, N.; Kinzelmann, H. *Chem. Ber.* **1990**, *123*, 1507, and other papers in this series.

instead of ordinary magnesium,⁵⁷⁹ although activated magnesium turnings have also been used.⁵⁸⁰ Alkynyl Grignard reagents are not generally prepared by this method at all. For these, **12-22** is used. Grignard reagents can also be formed from an alkyl halide and 1,2-dibromoethane with iodine as an initiator.⁵⁸¹

Dihalides⁵⁸² can be converted to Grignard reagents if the halogens are different and are at least three carbons apart. If the halogens are the same, it is possible to obtain dimagnesium compounds (e.g., $\text{BrMg}(\text{CH}_2)_4\text{MgBr}$).⁵⁸³ 1,2-Dihalides give elimination⁵⁸⁴ instead of Grignard reagent formation (**17-22**), and the reaction is seldom successful with 1,1-dihalides, although the preparation of *gem*-disubstituted compounds, such as $\text{CH}_2(\text{MgBr})_2$, has been accomplished with these substrates.⁵⁸⁵ α -halo Grignard reagents and α -halolithium reagents can be prepared by the method given in **12-39**.⁵⁸⁶ Alkylmagnesium fluorides can be prepared by refluxing alkyl fluorides with Mg in the presence of appropriate catalysts (e.g., I_2 or EtBr) in THF for several days.⁵⁸⁷ Nitrogen-containing Grignard reagents have been prepared.⁵⁸⁸

The presence of other functional groups in the halide usually affects the preparation of the Grignard reagent. Groups that contain active hydrogen (defined as any hydrogen that will react with a Grignard reagent), such as OH, NH_2 , and COOH, can be present in the molecule, but only if they are converted to the salt form (O^- , NH^- , COO^- , respectively). Groups that react with Grignard reagents, such as $\text{C}=\text{O}$, $\text{C}\equiv\text{N}$, NO_2 , COOR, inhibit Grignard formation entirely. In general, the only functional groups that may be present in the halide molecule without any interference at all are double and triple bonds (except terminal triple bonds) and OR and NR_2 groups. However, β -halo ethers generally give β elimination when treated with

⁵⁷⁹Gallagher, M.J.; Harvey, S.; Raston, C.L.; Sue, R.E. *J. Chem. Soc. Chem. Commun.* **1988**, 289.

⁵⁸⁰Baker, K.V.; Brown, J.M.; Hughes, N.; Skarnulis, A.J.; Sexton, A. *J. Org. Chem.* **1991**, 56, 698. For a review of the use of activated magnesium, see Lai, Y. *Synthesis* **1981**, 585.

⁵⁸¹Li, J.; Liao, X.; Liu, H.; Xie, Q.; Liu, Z.; He, X. *Synth. Commun.* **1999**, 29, 1037.

⁵⁸²For reviews of the preparation of Grignard reagents from dihalides, see Raston, C.L.; Salem, G. in Hartley, F.R.; Patai, S. *The Chemistry of the Carbon–Metal Bond*, Vol. 4, Wiley, NY, pp. 187–193; Heaney, H. *Organomet. Chem. Rev.* **1966**, 1, 27. For a review of di-Grignard reagents, see Bickelhaupt, F. *Angew. Chem. Int. Ed.* **1987**, 26, 990.

⁵⁸³For example, see Denise, B.; Ducom, J.; Fauvarque, J. *Bull. Soc. Chim. Fr.* **1972**, 990; Seetz, J.W.F.L.; Hartog, F.A.; Böhm, H.P.; Blomberg, C.; Akkerman, O.S.; Bickelhaupt, F. *Tetrahedron Lett.* **1982**, 23, 1497.

⁵⁸⁴For formation of 1,2-dilithio compounds and 1,2-di-Grignard reagents, but not by this method, see van Eikkema Hommes, N.J.R.; Bickelhaupt, F.; Klumpp, G.W. *Recl. Trav. Chim. Pays-Bas* **1988**, 107, 393; *Angew. Chem. Int. Ed.* **1988**, 27, 1083.

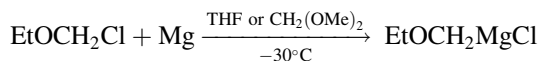
⁵⁸⁵For example, see Bertini, F.; Grasselli, P.; Zubiani, G.; Cainelli, G. *Tetrahedron* **1970**, 26, 1281; Bruin, J.W.; Schat, G.; Akkerman, O.S.; Bickelhaupt, F. *J. Organomet. Chem.* **1985**, 288, 13. For the synthesis of *gem*-dilithio and 1,1,1-trilithio compounds, see Baran, Jr., J.R.; Lagow, R. *J. Am. Chem. Soc.* **1990**, 112, 9415.

⁵⁸⁶For a review of compounds containing both carbon–halogen and carbon–metal bonds, see Chivers, T. *Organomet. Chem. Rev. Sect. A* **1970**, 6, 1.

⁵⁸⁷Yu, S.H.; Ashby, E.C. *J. Org. Chem.* **1971**, 36, 2123.

⁵⁸⁸Sugimoto, O.; Yamada, S.; Tanji, K. *J. Org. Chem.* **2003**, 68, 2054.

magnesium (see **17-24**), and Grignard reagents from α -halo ethers⁵⁸⁹ can only be formed in THF or dimethoxymethane at a low temperature, for example,⁵⁹⁰



because such reagents immediately undergo a elimination (see **12-39**) at room temperature in ether solution.

Because Grignard reagents react with water (**12-24**) and with oxygen (**12-25**), it is generally best to prepare them in an anhydrous nitrogen atmosphere. Grignard reagents are generally neither isolated nor stored; solutions of Grignard reagents are used directly for the required synthesis. Grignard reagents can also be prepared in benzene or toluene, if a tertiary amine is added to complex with the RMgX .⁵⁹¹ This method eliminates the need for an ether solvent. With certain primary alkyl halides it is even possible to prepare alkylmagnesium compounds in hydrocarbon solvents in the absence of an organic base.⁵⁹² It is also possible to obtain Grignard reagents in powdered form, by complexing them with the chelating agent tris(3,6-dioxahexyl)amine, $\text{N}(\text{CH}_2\text{CH}_2\text{OCH}_2\text{CH}_2\text{OCH}_3)_3$.⁵⁹³

Next to the formation of Grignard reagents, the most important application of this reaction is the conversion of alkyl and aryl halides to organolithium compounds,⁵⁹⁴ but it has also been carried out with many other metals (e.g., Na, Be, Zn, Hg, As, Sb, and Sn). With sodium, the Wurtz reaction (**10-56**) is an important side reaction. In some cases where the reaction between a halide and a metal is too slow, an alloy of the metal with potassium or sodium can be used instead. The most important example is the preparation of tetraethyl lead from ethyl bromide and a Pb–Na alloy.

The efficiency of the reaction can often be improved by use of the metal in its powdered⁵⁹⁵ or vapor⁵⁹⁶ form. These techniques have permitted the preparation of some organometallic compounds that cannot be prepared by the standard

⁵⁸⁹For a review of organometallic compounds containing a hetero atom (N, O, P, S, or Si), see Peterson, D.J. *Organomet. Chem. Rev. Sect. A* **1972**, 7, 295.

⁵⁹⁰For example, see Normant, H.; Castro, B. C. *R. Acad. Sci.* **1963**, 257, 2115; **1964**, 259, 830; Castro, B. *Bull. Soc. Chim. Fr.* **1967**, 1533, 1540, 1547; Taeger, E.; Kahlert, E.; Walter, H. *J. Prakt. Chem.* **1965**, [4] 28, 13.

⁵⁹¹Ashby, E.C.; Reed, R. *J. Org. Chem.* **1966**, 31, 971; Gitlitz, M.H.; Considine, W.J. *J. Organomet. Chem.* **1970**, 23, 291.

⁵⁹²Smith Jr., W.N. *J. Organomet. Chem.* **1974**, 64, 25.

⁵⁹³Boudin, A.; Cerveau, G.; Chuit, C.; Corriu, R.J.P.; Reye, C. *Tetrahedron* **1989**, 45, 171.

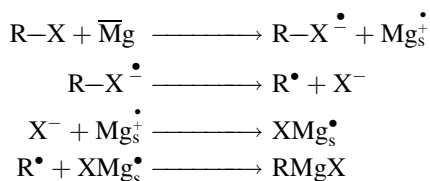
⁵⁹⁴For reviews, see Wakefield, B.J. *Organolithium Methods*, Academic Press, NY, **1988**, pp. 21–32; Wardell, J.L., in Hartley, F.R.; Patai, S. Vol. 4, pp. 1–157, 5–27; Newcomb, M.E., in Zuckerman, J.J. *Inorganic Reactions and Methods*, Vol. 11, VCH, NY, **1988**, pp. 3–14.

⁵⁹⁵For a review, see Rieke, R.D. *Science* **1989**, 246, 1260.

⁵⁹⁶For reviews, see Klabunde, K.J. *React. Intermed. (Plenum)* **1980**, 1, 37; *Acc. Chem. Res.*; **1975**, 8, 393; Skell, P.S. Havel, J.J.; McGlinchey, M.J. *Acc. Chem. Res.* **1973**, 6, 97; Timms, P.L. *Adv. Inorg. Radiochem.* **1972**, 14, 121.

procedures. Among the metals produced in an activated form are Mg,⁵⁹⁷ Ca,⁵⁹⁸ Zn,⁵⁹⁹ Al, Sn, Cd,⁶⁰⁰ Ni, Fe, Ti, Cu,⁶⁰¹ Pd, and Pt.⁶⁰²

The mechanism of Grignard reagent formation involves free radicals,⁶⁰³ and there is much evidence for this, from CIDNP⁶⁰⁴ (p. 269) and from stereochemical, rate, and product studies.⁶⁰⁵ Further evidence is that free radicals have been trapped,⁶⁰⁶ and that experiments that studied the intrinsic reactivity of MeBr on a magnesium single-crystal surface showed that Grignard reagent formation does not take place by a single-step insertion mechanism.⁶⁰⁷ The following SET mechanism has been proposed:⁶⁰⁴



Other evidence has been offered to support a SET-initiated radical process for the second step of this mechanism.⁶⁰⁸ The species $\text{R-X}^{\cdot-}$ and $\text{Mg}_s^{\cdot+}$ are radical ions.⁶⁰⁹ The subscript "s" is meant to indicate that the species so marked are bound to the surface of the magnesium. It is known that this is a surface reaction.⁶¹⁰ It has been suggested that some of the R^{\cdot} radicals diffuse from the magnesium surface into the solution and then return to the surface to react with the XMg_s^{\cdot} . There is evidence

⁵⁹⁷Ebert, G.W.; Rieke, R.D. *J. Org. Chem.* **1988**, *53*, 4482. See also, Baker, K.V.; Brown, J.M.; Hughes, N.; Skarnulis, A.J.; Sexton, A. *J. Org. Chem.* **1991**, *56*, 698.

⁵⁹⁸Wu, T.; Xiong, H.; Rieke, R.D. *J. Org. Chem.* **1990**, *55*, 5045.

⁵⁹⁹Rieke, R.D.; Li, P.T.; Burns, T.P.; Uhm, S.T. *J. Org. Chem.* **1981**, *46*, 4323. See also, Grondin, J.; Sebban, M.; Vottero, G.P.; Blancou, H.; Commeyras, A. *J. Organomet. Chem.* **1989**, *362*, 237; Berk, S.C.; Yeh, M.C.P.; Jeong, N.; Knochel, P. *Organometallics* **1990**, *9*, 3053; Zhu, L.; Wehmeyer, R.M.; Rieke, R.D. *J. Org. Chem.* **1991**, *56*, 1445.

⁶⁰⁰Burkhardt, E.R.; Rieke, R.D. *J. Org. Chem.* **1985**, *50*, 416.

⁶⁰¹Stack, D.E.; Dawson, B.T.; Rieke, R.D. *J. Am. Chem. Soc.* **1991**, *113*, 4672, and references cited therein.

⁶⁰²For reviews, see Lai, Y. *Synthesis* **1981**, 585; Rieke, R.D. *Acc. Chem. Res.* **1977**, *10*, 301; *Top. Curr. Chem.* **1975**, *59*, 1.

⁶⁰³For a review, see Blomberg, C. *Bull. Soc. Chim. Fr.* **1972**, 2143.

⁶⁰⁴Bodewitz, H.W.H.J.; Blomberg, C.; Bickelhaupt, F. *Tetrahedron Lett.* **1975**, 2003; *Tetrahedron* **1975**, *31*, 1053. See also, Lawler, R.G.; Livant, P. *J. Am. Chem. Soc.* **1976**, *98*, 3710; Schaart, B.J.; Blomberg, C.; Akkerman, O.S.; Bickelhaupt, F. *Can. J. Chem.* **1980**, *58*, 932.

⁶⁰⁵See, for example, Walborsky, H.M.; Aronoff, M.S. *J. Organomet. Chem.* **1973**, *51*, 31; Czernecki, S.; Georgoulis, C.; Gross, B.; Prevost, C. *Bull. Soc. Chim. Fr.* **1968**, 3720; Rogers, H.R.; Hill, C.L.; Fujiwara, Y.; Rogers, R.J.; Mitchell, H.L.; Whitesides, G.M. *J. Am. Chem. Soc.* **1980**, *102*, 217; Barber, J.J.; Whitesides, G.M. *J. Am. Chem. Soc.* **1980**, *102*, 239.

⁶⁰⁶Root, K.S.; Hill, C.L.; Lawrence, L.M.; Whitesides, G.M. *J. Am. Chem. Soc.* **1989**, *111*, 5405.

⁶⁰⁷Nuzzo, R.G.; Dubois, L.H. *J. Am. Chem. Soc.* **1986**, *108*, 2881.

⁶⁰⁸Hoffmann, R. W.; Brönstrup, M.; Müller, M. *Org. Lett.* **2003**, *5*, 313.

⁶⁰⁹For additional evidence for this mechanism, see Vogler, E.A.; Stein, R.L.; Hayes, J.M. *J. Am. Chem. Soc.* **1978**, *100*, 3163; Sergeev, G.B.; Zagorsky, V.V.; Badaev, F.Z. *J. Organomet. Chem.* **1983**, *243*, 123. However, there is evidence that the mechanism may be more complicated: de Souza-Barboza, J.C.; Luche, J.; Pétrier, C. *Tetrahedron Lett.* **1987**, *28*, 2013.


⁶¹⁰Walborsky, H.M.; Topolski, M. *J. Am. Chem. Soc.* **1992**, *114*, 3455; Walborsky, H.M.; Zimmermann, C. *J. Am. Chem. Soc.* **1992**, *114*, 4996; Walborsky, H.M. *Accts. Chem. Res.* **1990**, *23*, 286.

both for⁶¹¹ and against⁶¹² this suggestion. Another proposal is that the fourth step is not the one shown here, but that the R• is reduced by Mg⁺ to the carbanion R⁻, which combines with MgX⁺ to give RMgX.⁶¹³

There are too many preparations of Grignard reagents in *Organic Syntheses* for us to list here. Chiral Grignard reagents are rare, since they are configurationally unstable in most cases. However, a few chiral Grignard reagents are known.⁶¹⁴ Use of the reaction to prepare other organometallic compounds can be found in OS I, 228; II, 184, 517, 607; III, 413, 757; VI, 240; VII, 346; VIII, 505. The preparation of unsolvated butylmagnesium bromide is described at OS V, 1141. The preparation of highly reactive (powdered) magnesium is given at OS VI, 845.

12-39 Replacement of a Halogen by a Metal from an Organometallic Compound

Metallo-de-halogenation



The exchange reaction between halides and organometallic compounds occurs most readily when M is lithium and X is bromide or iodide,⁶¹⁵ although it has been shown to occur with magnesium.⁶¹⁶ The R' group is usually, although not always, alkyl, and often butyl; R is usually aromatic.⁶¹⁷ Alkyl halides are generally not reactive enough, while allylic and benzylic halides usually give Wurtz coupling. Of course, the R that becomes bonded to the halogen is the one for which RH is the weaker acid. Despite the preponderance of reactions with bromides and iodides, it is noted that the reaction of 1-fluorooctane with 4–10 equivalents of lithium powder and 2–4 equivalents of DTBB (4,4'-di-*tert*-butylbiphenyl) in THP at 0°C for 5 min, was shown to give a solution of the corresponding 1-octyllithium.⁶¹⁸ Vinylic halides react with retention of configuration.⁶¹⁹ The

⁶¹¹Garst, J.F.; Deutch, J.E.; Whitesides, G.M. *J. Am. Chem. Soc.* **1986**, *108*, 2490; Ashby, E.C.; Oswald, J. *J. Org. Chem.* **1988**, *53*, 6068; Garst, J.F. *Acc. Chem. Res.* **1991**, *24*, 95; Garst, J.F.; Ungváry, F.; Batlaw, R.; Lawrence, K.E. *J. Am. Chem. Soc.* **1991**, *113*, 5392.

⁶¹²Walborsky, H.M.; Rachon, J. *J. Am. Chem. Soc.* **1989**, *111*, 1896; Rachon, J.; Walborsky, H.M. *Tetrahedron Lett.* **1989**, *30*, 7345; Walborsky, H.M. *Acc. Chem. Res.* **1990**, *23*, 286.

⁶¹³de Boer, H.J.R.; Akkerman, O.S.; Bickelhaupt, F. *Angew. Chem. Int. Ed.* **1988**, *27*, 687.

⁶¹⁴See Hölzer, B.; Hoffmann, R.W. *Chem. Commun.* **2003**, 732; Walborsky, H.M.; Impastato, F.J.; Young, A.E. *J. Am. Chem. Soc.* **1964**, *86*, 3283; Tanaka, M.; Ogata, I. *Bull. Chem. Soc. Jpn.* **1975**, *48*, 1094; Schumann, H.; Wassermann, B.C.; Hahn, F.E. *Organometallics* **1992**, *11*, 2803; Dakternieks, D.; Dunn, K.; Henry, D.J.; Schiesser, C.H.; Tiekink, E.R. *Organometallics* **1999**, *18*, 3342.

⁶¹⁵For reviews, see Wardell, J.L., in Zuckerman, J.J. *Inorganic Reactions and Methods*, Vol. 11, VCH, NY, **1988**, pp. 107–129; Parham, W.E.; Bradsher, C.K. *Acc. Chem. Res.* **1982**, *15*, 300.

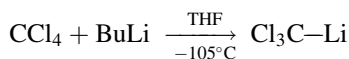
⁶¹⁶See, for example, Zakharkin, L.I.; Okhlobystin, O.Yu.; Bilevitch, K.A. *J. Organomet. Chem.* **1964**, *2*, 309; Tamborski, C.; Moore, G.J. *J. Organomet. Chem.* **1971**, *26*, 153.

⁶¹⁷For the preparation of primary alkylolithiums by this reaction, see Bailey, W.F.; Punzalan, E.R. *J. Org. Chem.* **1990**, *55*, 5404; Negishi, E.; Swanson, D.R.; Rousset, C.J. *J. Org. Chem.* **1990**, *55*, 5406.

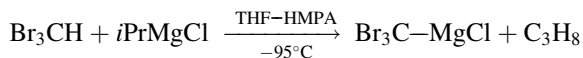
⁶¹⁸Yus, M.; Herrera, R.P.; Guijarro, A. *Tetrahedron Lett.*, **2003**, *44*, 5025.

⁶¹⁹For examples of exchange where R = vinylic, see Neumann, H.; Seebach, D. *Chem. Ber.* **1978**, *111*, 2785; Miller, R.B.; McGarvey, G. *Synth. Commun.* **1979**, *9*, 831; Sugita, T.; Sakabe, Y.; Sasahara, T.; Tsukuda, M.; Ichikawa, K. *Bull. Chem. Soc. Jpn.* **1984**, *57*, 2319.

reaction can be used to prepare α -halo organolithium and α -halo organomagnesium compounds,⁶²⁰ for example,⁶²¹

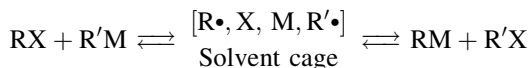


Such compounds can also be prepared by hydrogen-metal exchange, for example,⁶²²



This is an example of **12-22**. However, these α -halo organometallic compounds are stable (and configurationally stable as well⁶²³) only at low temperatures (ca. -100°C) and only in THF or mixtures of THF and other solvents (e.g., HMPA). At ordinary temperatures they lose MX (α elimination) to give carbenes (which then react further) or carbenoid reactions. The α -chloro- α -magnesium sulfones $\text{ArSO}_2\text{CH}(\text{Cl})\text{MgBr}$ are exceptions, being stable in solution at room temperature and even under reflux.⁶²⁴ Compounds in which a halogen and a transition metal are on the same carbon can be more stable than the ones with lithium.⁶²⁵

There is evidence that the mechanism⁶²⁶ of the reaction of alkyllithium compounds with alkyl and aryl iodides involves free radicals.⁶²⁷



Among the evidence is the fact that coupling and disproportionation products are obtained from $\text{R}\cdot$ and $\text{R}'\cdot$ and the observation of CIDNP.^{627,628} However, in the degenerate exchange between PhI and PhLi the ate complex $\text{Ph}_2\text{I}^- \text{Li}^+$ has been

⁶²⁰For reviews of such compounds, see Siegel, H. *Top. Curr. Chem.* **1982**, *106*, 55; Negishi, E. *Organometallics in Organic Synthesis*, Wiley, NY, **1980**, pp. 136–151; Köbrich, G. *Angew. Chem. Int. Ed.* **1972**, *11*, 473; **1967**, *6*, 41; *Bull. Soc. Chim. Fr.* **1969**, 2712; Villieras, J. *Organomet. Chem. Rev. Sect. A* **1971**, *7*, 81. For related reviews, see Krief, A. *Tetrahedron* **1980**, *36*, 2531; Normant, H. *J. Organomet. Chem.* **1975**, *100*, 189; Zhil'tsov, S.F.; Druzhkov, O.N. *Russ. Chem. Rev.* **1971**, *40*, 126.

⁶²¹Hoeg, D.F.; Lusk, D.L.; Crumbliss, A.L. *J. Am. Chem. Soc.* **1965**, *87*, 4147. See also, Villieras, J.; Tarhouni, R.; Kirschleger, B.; Rambaud, M. *Bull. Soc. Chim. Fr.* **1985**, 825.

⁶²²Villieras, J. *Bull. Soc. Chim. Fr.* **1967**, 1520.

⁶²³Schmidt, A.; Köbrich, G.; Hoffmann, R.W. *Chem. Ber.* **1991**, *124*, 1253; Hoffmann, R.W.; Bewersdorf, M. *Chem. Ber.* **1991**, *124*, 1259.

⁶²⁴Stetter, H.; Steinbeck, K. *Liebigs Ann. Chem.* **1972**, 766, 89.

⁶²⁵Kauffmann, T.; Fobker, R.; Wensing, M. *Angew. Chem. Int. Ed.* **1988**, *27*, 943.


⁶²⁶For reviews of the mechanism, see Bailey, W.F.; Patricia, J.J. *J. Organomet. Chem.* **1988**, *352*, 1; Beletskaya, I.P.; Artamkina, G.A.; Reutov, O.A. *Russ. Chem. Rev.* **1976**, *45*, 330.

⁶²⁷Ward, H.R.; Lawler, R.G.; Cooper, R.A. *J. Am. Chem. Soc.* **1969**, *91*, 746; Lepley, A.R.; Landau, R.L. *J. Am. Chem. Soc.* **1969**, *91*, 748; Ashby, E.C.; Pham, T.N. *J. Org. Chem.* **1987**, *52*, 1291. See also, Bailey, W.F.; Patricia, J.J.; Nurmi, T.T.; Wang, W. *Tetrahedron Lett.* **1986**, *27*, 1861.

⁶²⁸Ward, H.R.; Lawler, R.G.; Loken, H.Y. *J. Am. Chem. Soc.* **1968**, *90*, 7359.

shown to be an intermediate,⁶²⁹ and there is other evidence that radicals are not involved in all instances of this reaction.⁶³⁰

In a completely different kind of process, alkyl halides can be converted to certain organometallic compounds by treatment with organometalate ions, for example,



Most of the evidence is in accord with a free-radical mechanism involving electron transfer, although an $\text{S}_{\text{N}}2$ mechanism can compete under some conditions.⁶³¹

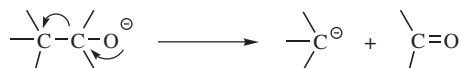
OS VI, 82; VII, 271, 326, 495; VIII, 430. See also, OS VII, 512; VIII, 479.

CARBON LEAVING GROUPS

In these reactions (12-40–12-48), a carbon–carbon bond cleaves. We regard as the substrate the side that retains the electron pair; hence the reactions are considered electrophilic substitutions. The incoming group is hydrogen in all but one (12-42) of the cases. The reactions in groups A and B are sometimes called *anionic cleavages*,⁶³² although they do not always occur by mechanisms involving free carbanions ($\text{S}_{\text{E}}1$). When they do, the reactions are facilitated by increasing stability of the carbanion.

A. Carbonyl-Forming Cleavages

These reactions follow the pattern



The leaving group is stabilized because the electron deficiency at its carbon is satisfied by a pair of electrons from the oxygen. With respect to the leaving group the reaction is elimination to form a $\text{C}=\text{O}$ bond. Retrograde aldol reactions (16-34) and cleavage of cyanohydrins (16-52) belong to this classification but are treated in Chapter 16 under their more important reverse reactions. Other eliminations to form $\text{C}=\text{O}$ bonds are discussed in Chapter 17 (17-32).

12-40 Decarboxylation of Aliphatic Acids

Hydro-de-carboxylation



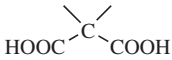
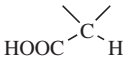
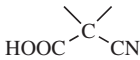
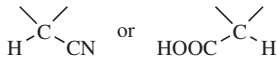
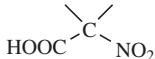
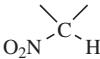
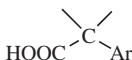

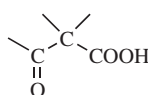
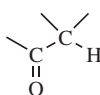
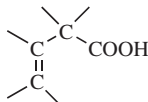
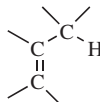
⁶²⁹See Farnham, W.B.; Calabrese, J.C. *J. Am. Chem. Soc.* **1986**, *108*, 2449; Reich, H.J.; Green, D.P.; Phillips, N.H. *J. Am. Chem. Soc.* **1989**, *111*, 3444.

⁶³⁰Rogers, H.R.; Houk, J. *J. Am. Chem. Soc.* **1982**, *104*, 522; Beak, P.; Allen, D.J.; Lee, W.K. *J. Am. Chem. Soc.* **1990**, *112*, 1629.

⁶³¹See San Filippo, Jr., J.; Silbermann, J. *J. Am. Chem. Soc.* **1982**, *104*, 2831; Ashby, E.C.; Su, W.; Pham, T.N. *Organometallics* **1985**, *4*, 1493; Alnajjar, M.S.; Kuivila, H.G. *J. Am. Chem. Soc.* **1985**, *107*, 416.

⁶³²For a review, see Artamkina, G.A.; Beletskaya, I.P. *Russ. Chem. Rev.* **1987**, *56*, 983.

TABLE 12.2. Some Acids that Undergo Decarboxylation Fairly Readily^a

	Acid Type	Decarboxylation Product
Malonic		
α -Cyano		
α -Nitro		
α -Aryl		
α,α,α -Trihalo	$X_3C-COOH$	X_3C-H
β -Keto		
β,γ -Unsaturated		

^aOthers are described in the text.

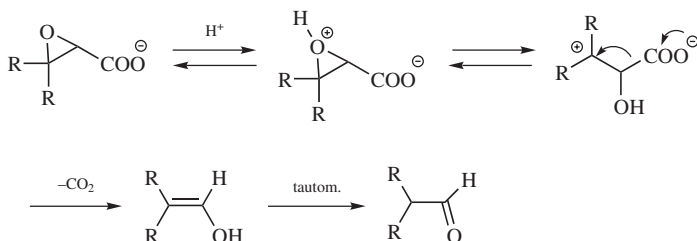
Many carboxylic acids can be successfully decarboxylated, either as the free acid or in the salt form, but not simple fatty acids.⁶³³ An exception is acetic acid, which as the acetate, heated with base, gives good yields of methane. Malonic acid derivatives are the most common substrates for decarboxylation, giving the corresponding monocarboxylic acid. Decarboxylation of 2-substituted malonic acids has been reported using microwave irradiation.⁶³⁴ Aliphatic acids that do undergo successful decarboxylation have certain functional groups or double or triple bonds in the α or β position. Some of these are shown in Table 12.2. For decarboxylation of aromatic acids, see **11-35**. Decarboxylation of an α -cyano acid can give a nitrile or a carboxylic acid, since the cyano group may or may not be hydrolyzed in the course of the reaction. In addition to the compounds listed in Table 12.2, decarboxylation can also be carried out on α,β -unsaturated and α,β -acetylenic acids. α,β -Unsaturated acids can also be decarboxylated⁶³⁵ with copper

⁶³³March, J. *J. Chem. Educ.* **1963**, *40*, 212.

⁶³⁴Zara, C.L.; Jin, T.; Giguere, R.J. *Synth. Commun.* **2000**, *30*, 2099.

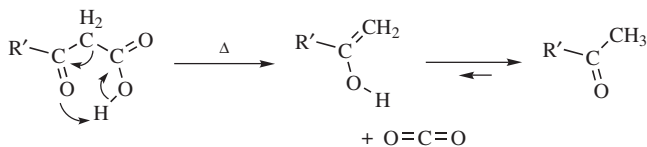
⁶³⁵For an example involving the conversion of $C=C-COOH$ to $C=C-Br$ with LiBr and ceric ammonium nitrate in aqueous acetonitrile, see Roy, S.C.; Guin, C.; Maiti, G. *Tetrahedron Lett.* **2001**, *42*, 9253.

and quinoline in a manner similar to that discussed in **11-35**. Glycidic acids give aldehydes on decarboxylation. The following mechanism has been suggested:⁶³⁶



The direct product is an enol that tautomerizes to the aldehyde.⁶³⁷ This is the usual last step in the Darzens reaction (**16-40**).

Decarboxylations can be regarded as reversals of the addition of carbanions to carbon dioxide (**16-82**), but free carbanions are not always involved.⁶³⁸ When the carboxylate *ion* is decarboxylated, the mechanism can be either S_E1 or S_E2. In the case of the S_E1 mechanism, the reaction is of course aided by the presence of electron-withdrawing groups, which stabilize the carbanion.⁶³⁹ Decarboxylations of carboxylate ions can be accelerated by the addition of a suitable crown ether, which in effect removes the metallic ion.⁶⁴⁰ The reaction without the metallic ion has also been performed in the gas phase.⁶⁴¹ But some acids can also be decarboxylated directly and, in most of these cases, there is a cyclic, six-center mechanism:



Here too there is an enol that tautomerizes to the product. The mechanism is illustrated for the case of β -keto acids,⁶⁴² but it is likely that malonic acids, α -cyano acids, α -nitro acids, and β,γ -unsaturated acids⁶⁴³ behave similarly,

⁶³⁶Singh, S.P.; Kagan, J. *J. Org. Chem.* **1970**, *35*, 2203.

⁶³⁷Shiner, Jr., V.J.; Martin, B. *J. Am. Chem. Soc.* **1962**, *84*, 4824.

⁶³⁸For reviews of the mechanism, see Richardson, W.H.; O'Neal, H.E., in Bamford, C.H.; Tipper, C.F.H. *Comprehensive Chemical Kinetics*, Vol. 5, Elsevier, NY, **1972**, pp. 447–482; Clark, L.W., in Patai, S. *The Chemistry of Carboxylic Acids and Esters*; Wiley, NY, **1969**, pp. 589–622. For a review of carbon isotope effect studies, see Dunn, G.E. *Isot. Org. Chem.* **1977**, *3*, 1.

⁶³⁹See, for example, Oae, S.; Tagaki, W.; Uneyama, K.; Minamida, I. *Tetrahedron* **1968**, *24*, 5283; Buncel, E.; Venkatachalam, T.K.; Menon, B.C. *J. Org. Chem.* **1984**, *49*, 413.

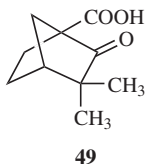
⁶⁴⁰Hunter, D.H.; Patel, V.; Perry, R.A. *Can. J. Chem.* **1980**, *58*, 2271, and references cited therein.

⁶⁴¹Graul, S.T.; Squires, R.R. *J. Am. Chem. Soc.* **1988**, *110*, 607.

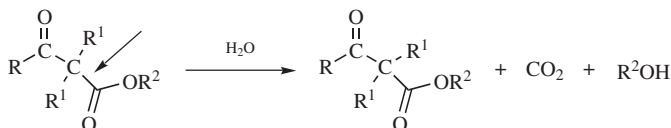
⁶⁴²For a review of the mechanism of the decarboxylation of β -keto acids, see Jencks, W.P. *Catalysis in Chemistry and Enzymology*; McGraw-Hill, NY, **1969**, pp. 116–120.

⁶⁴³Bigley, D.B.; Clarke, M.J. *J. Chem. Soc. Perkin Trans. 2* **1982**, *1*, and references cited therein. For a review, see Smith, G.G.; Kelly, F.W. *Prog. Phys. Org. Chem.* **1971**, *8*, 75, pp. 150–153.

since similar six-membered transition states can be written for them. Some α,β -unsaturated acids are also decarboxylated by this mechanism by isomerizing to the β,γ -isomers before they



actually decarboxylate.⁶⁴⁴ Evidence is that **49** and similar bicyclic β -keto acids resist decarboxylation.⁶⁴⁵ In such compounds, the six-membered cyclic transition state cannot form for steric reasons, and if it could, formation of the intermediate enol would violate Bredt's rule (p. 229).⁶⁴⁶ Some carboxylic acids that cannot form a six-membered transition state can still be decarboxylated, and these presumably react through an S_E1 or S_E2 mechanism.⁶⁴⁷ Further evidence for the cyclic mechanism is that the reaction rate varies very little with a change from a nonpolar to a polar solvent (even from benzene to water⁶⁴⁸), and is not subject to acid catalysis.⁶⁴⁹ The rate of decarboxylation of a β,γ -unsaturated acid was increased $\sim 10^5$ – 10^6 times by introduction of a β -methoxy group, indicating that the cyclic transition state has dipolar character.⁶⁵⁰



β -Keto acids⁶⁵¹ are easily decarboxylated, but such acids are usually prepared from β -keto esters, and the esters are easily decarboxylated themselves on hydrolysis without isolation of the acids.⁶⁵² This decarboxylation of β -keto esters

⁶⁴⁴Bigley, D.B. *J. Chem. Soc.* **1964**, 3897.

⁶⁴⁵Wasserman, H.H., in *Newman Steric Effects in Organic Chemistry*, Wiley, NY, **1956**, p. 352. See also, Buchanan, G.L.; Kean, N.B.; Taylor, R. *Tetrahedron* **1975**, *31*, 1583.

⁶⁴⁶Sterically hindered β -keto acids decarboxylate more slowly: Meier, H.; Wengenroth, H.; Lauer, W.; Krause, V. *Tetrahedron Lett.* **1989**, *30*, 5253.

⁶⁴⁷For example, see Ferris, J.P.; Miller, N.C. *J. Am. Chem. Soc.* **1966**, *88*, 3522.

⁶⁴⁸Westheimer, F.H.; Jones, W.A. *J. Am. Chem. Soc.* **1941**, *63*, 3283; Swain, C.G.; Bader, R.F.W.; Esteve Jr., R.M.; Griffin, R.N. *J. Am. Chem. Soc.* **1961**, *83*, 1951.

⁶⁴⁹Pedersen, K.J. *Acta Chem. Scand.* **1961**, *15*, 1718; Noyce, D.S.; Metesich, M.A. *J. Org. Chem.* **1967**, *32*, 3243.

⁶⁵⁰Bigley, D.B.; Al-Borno, A. *J. Chem. Soc. Perkin Trans. 2* **1982**, 15.

⁶⁵¹For a review of β -keto acids, see Oshry, L.; Rosenfeld, S.M. *Org. Prep. Proced. Int.* **1982**, *14*, 249.

⁶⁵²For a list examples, with references, see Larock, R.C. *Comprehensive Organic Transformations*, 2nd ed., Wiley-VCH, NY, **1999**, pp. 1542–1543. For an example of decarboxylation of the β -keto ester with Cp_2TiCl_2 and *i*-PrMgBr, followed by treatment with 2*N* HCl, see Yu, Y.; Zhang, Y. *Synth. Commun.* **1999**, *29*, 243.

involving cleavage on the carboxyl side of the substituted methylene group (arrow) is carried out under acidic, neutral, or slightly basic conditions to yield a ketone. When strongly basic conditions are used, cleavage occurs on the other side of the CR_2 group (**12-43**). β -Keto esters can be decarbalkoxylated without passing through the free-acid stage by treatment with boric anhydride (B_2O_3) at 150°C .⁶⁵³ The alkyl portion of the ester (R') is converted to an alkene or, if it lacks a β hydrogen, to an ether $\text{R}'\text{OR}'$. Another method for the decarbalkoxylation of β -keto esters, malonic esters, and α -cyano esters consists of heating the substrate in wet DMSO containing NaCl , Na_3PO_4 , or some other simple salt.⁶⁵⁴ In this method too, the free acid is probably not an intermediate, but here the alkyl portion of the substrate is converted to the corresponding alcohol. Ordinary carboxylic acids, containing no activating groups, can be decarboxylated by conversion to esters of *N*-hydroxypyridine-2-thione and treatment of these with Bu_3SnH .⁶⁵⁵ A free-radical mechanism is likely. α -Amino acids have been decarboxylated by treatment with a catalytic amount of 2-cyclohexenone.⁶⁵⁶ Amino acids are decarboxylated by sequential treatment with NBS at pH 5 followed by NaBH_4 and NiCl_2 .⁶⁵⁷ Certain decarboxylations can also be accomplished photochemically.⁶⁵⁸ See also, the decarbonylation of acyl halides, mentioned in **14-32**. In some cases, decarboxylations can give organometallic compounds: $\text{RCOOM} \rightarrow \text{RM} + \text{CO}_2$.⁶⁵⁹

Some of the decarboxylations listed in *Organic Syntheses* are performed with concomitant ester or nitrile hydrolysis and others are simple decarboxylations.

With ester or nitrile hydrolysis: OS **I**, 290, 451, 523; **II**, 200, 391; **III**, 281, 286, 313, 326, 510, 513, 591; **IV**, 55, 93, 176, 441, 664, 708, 790, 804; **V**, 76, 288, 572, 687, 989; **VI**, 615, 781, 873, 932; **VII**, 50, 210, 319; **VIII**, 263.

Simple decarboxylations: OS **I**, 351, 401, 440, 473, 475; **II**, 21, 61, 93, 229, 302, 333, 368, 416, 474, 512, 523; **III**, 213, 425, 495, 705, 733, 783; **IV**, 234, 254, 278, 337, 555, 560, 597, 630, 731, 857; **V**, 251, 585; **VI**, 271, 965; **VII**, 249, 359; **VIII**, 235, 444, 536; **75**, 195. Also see, OS **IV**, 633.

⁶⁵³Lalancette, J.M.; Lachance, A. *Tetrahedron Lett.* **1970**, 3903.

⁶⁵⁴For a review of the synthetic applications of this method, see Krapcho, A.P. *Synthesis* **1982**, 805, 893. For other methods, see Aneja, R.; Hollis, W.M.; Davies, A.P.; Eaton, G. *Tetrahedron Lett.* **1983**, 24, 4641; Brown, R.T.; Jones, M.F. *J. Chem. Res. (S)* **1984**, 332; Dehmlow, E.V.; Kunesch, E. *Synthesis* **1985**, 320; Taber, D.F.; Amedio, Jr., J.C.; Gulino, F. *J. Org. Chem.* **1989**, 54, 3474.

⁶⁵⁵Barton, D.H.R.; Crich, D.; Motherwell, W.B. *Tetrahedron* **1985**, 41, 3901; Della, E.W.; Tsanaktsidis, J. *Aust. J. Chem.* **1987**, 39, 2061. For another method of more limited scope, see Maier, W.F.; Roth, W.; Thies, I.; Schleyer, P.v.R. *Chem. Ber.* **1982**, 115, 808.

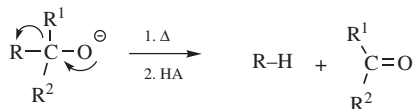
⁶⁵⁶Hashimoto, M.; Eda, Y.; Osanai, Y.; Iwai, T.; Aoki, S. *Chem. Lett.* **1986**, 893.

⁶⁵⁷Laval, G.; Golding, B.T. *Synlett* **2003**, 542.

⁶⁵⁸See Davidson, R.S.; Steiner, P.R. *J. Chem. Soc. Perkin Trans. 2* **1972**, 1357; Kraeutler, B.; Bard, A.J. *J. Am. Chem. Soc.* **1978**, 100, 5985; Hasebe, M.; Tsuchiya, T. *Tetrahedron Lett.* **1987**, 28, 6207; Okada, K.; Okubo, K.; Oda, M. *Tetrahedron Lett.* **1989**, 30, 6733.

⁶⁵⁹For reviews, see Deacon, G.B. *Organomet. Chem. Rev. A* **1970**, 355; Deacon, G.B.; Faulks, S.J.; Pain, G.N. *Adv. Organomet. Chem.* **1986**, 25, 237.

12-41 Cleavage of Alkoxides

Hydro-de-(α -oxidoalkyl)-substitution

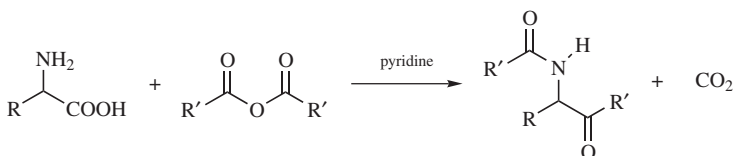
Alkoxides of tertiary alcohols can be cleaved in a reaction that is essentially the reverse of addition of carbanions to ketones (16-24).⁶⁶⁰ The reaction is unsuccessful when the R groups are simple unbranched alkyl groups, for example, the alkoxide of triethylcarbinol. Cleavage is accomplished with branched alkoxides, such as the alkoxides of diisopropylneopentylcarbinol or tri-*tert*-butylcarbinol.⁶⁶¹ Allylic,⁶⁶² benzylic,⁶⁶³ and aryl groups also cleave; for example, the alkoxide of triphenylcarbinol gives benzene and benzophenone. Studies in the gas phase show that the cleavage is a simple one, giving the carbanion and ketone directly in one step.⁶⁶⁴ However, with some substrates in solution, substantial amounts of dimer R-R have been found, indicating a radical pathway.⁶⁶⁵ Hindered alcohols (not the alkoxides) also lose one R group by cleavage, also by a radical pathway.⁶⁶⁶

The reaction has been used for extensive mechanistic studies (see p. 758).

OS VI, 268.

12-42 Replacement of a Carboxyl Group by an Acyl Group

Acyl-de-carboxylation



⁶⁶⁰Zook, H.D.; March, J.; Smith, D.F. *J. Am. Chem. Soc.* **1959**, *81*, 1617; Barbot, F.; Miginiac, P. *J. Organomet. Chem.* **1977**, *132*, 445; Benkeser, R.A.; Siklosi, M.P.; Mozdzen, E.C. *J. Am. Chem. Soc.* **1978**, *100*, 2134.

⁶⁶¹Arnett, E.M.; Small, L.E.; McIver Jr., R.T.; Miller, J.S. *J. Org. Chem.* **1978**, *43*, 815. See also Lomas, J.S.; Dubois, J.E. *J. Org. Chem.* **1984**, *49*, 2067.

⁶⁶²See Snowden, R.L.; Linder, S.M.; Muller, B.L.; Schulte-Elte, K.H. *Helv. Chim. Acta* **1987**, *70*, 1858, 1879.

⁶⁶³Partington, S.M.; Watt, C.I.F. *J. Chem. Soc. Perkin Trans. 2* **1988**, 983.

⁶⁶⁴Tumas, W.; Foster, R.F.; Brauman, J.I. *J. Am. Chem. Soc.* **1988**, *110*, 2714; Ibrahim, S.; Watt, C.I.F.; Wilson, J.M.; Moore, C. *J. Chem. Soc. Chem. Commun.* **1989**, 161.

⁶⁶⁵Paquette, L.A.; Gilday, J.P.; Maynard, G.D. *J. Org. Chem.* **1989**, *54*, 5044; Paquette, L.A.; Maynard, G.D. *J. Org. Chem.* **1989**, *54*, 5054.

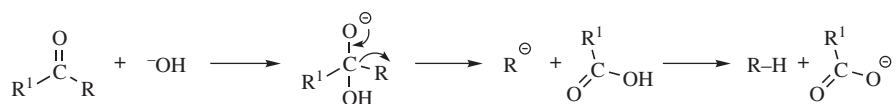
⁶⁶⁶See Lomas, J.S.; Fain, D.; Briand, S. *J. Org. Chem.* **1990**, *55*, 1052, and references cited therein.

When an α -amino acid is treated with an anhydride in the presence of pyridine, the carboxyl group is replaced by an acyl group and the NH_2 becomes acylated. This is called the *Dakin–West reaction*.⁶⁶⁷ The mechanism involves formation of an oxazolone.⁶⁶⁸ The reaction sometimes takes place on carboxylic acids even when an amino group is not present. A number of *N*-substituted amino acids, $\text{RCH}(\text{NHR}')\text{COOH}$, give the corresponding *N*-alkylated products.

OS IV, 5; V, 27.

B. Acyl Cleavages

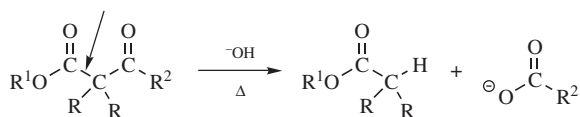
In these reactions (**12-43–12-46**), a carbonyl group is attacked by a hydroxide ion (or amide ion), giving an intermediate that undergoes cleavage to a carboxylic acid (or an amide). With respect to the leaving group, this is nucleophilic substitution at a carbonyl group and the mechanism is the tetrahedral one discussed in Chapter 10.



With respect to R this is of course electrophilic substitution. The mechanism is usually $\text{S}_{\text{E}}1$.

12-43 Basic Cleavage of β -Keto Esters and β -Diketones

Hydro-de-acylation

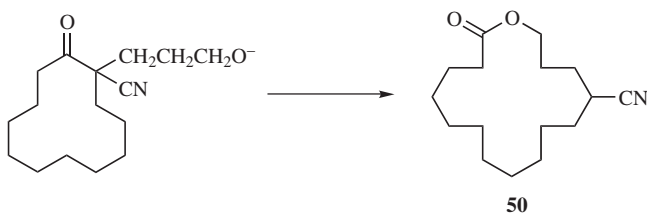


When β -keto esters are treated with concentrated base, cleavage occurs, but is on the keto side of the CR_2 group (arrow) in contrast to the acid cleavage mentioned on page 838. The products are a carboxylic ester and the salt of an acid. However, the utility of the reaction is somewhat limited by the fact that decarboxylation is a side reaction, even under basic conditions. β -Diketones behave similarly to give a ketone and the salt of a carboxylic acid. With both β -keto esters and β -diketones, ^-OEt can be used instead of ^-OH , in which case the ethyl esters of the corresponding acids are obtained instead of the salts. In the case of β -keto esters, this is the reverse of Claisen condensation (**16-85**). The similar cleavage of cyclic α -cyano

⁶⁶⁷For a review, see Buchanan, G.L. *Chem. Soc. Rev.* **1988**, 17, 91.

⁶⁶⁸Allinger, N.L.; Wang, G.L.; Dewhurst, B.B. *J. Org. Chem.* **1974**, 39, 1730.

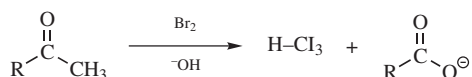
ketones, in an intramolecular fashion, has been used to effect a synthesis of macrocyclic lactones such as **50**.⁶⁶⁹



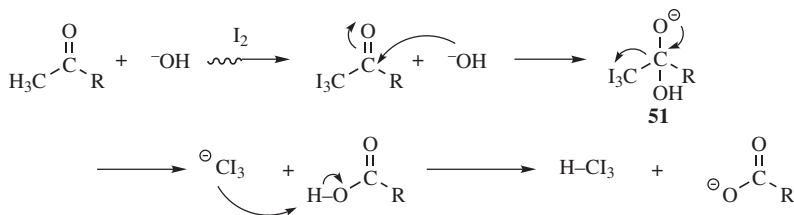
Activated F^- (from KF and a crown ether) has been used as the base to cleave an α -cyano ketone.⁶⁷⁰

OS **II**, 266, 531; **III**, 379; **IV**, 415, 957; **V**, 179, 187, 277, 533, 747, 767.

12-44 Haloform Reaction



In the *haloform reaction*, methyl ketones (and the only methyl aldehyde, acetaldehyde) are cleaved with halogen and a base.⁶⁷¹ The halogen can be bromine, chlorine, or iodine. What takes place is actually a combination of two reactions. The first is an example of **12-4**, in which, under the basic conditions employed, the methyl group is trihalogenated. Then the resulting trihalo ketone is attacked by hydroxide ion to give tetrahedral intermediate **51**.⁶⁷² The X_3C^- group is a sufficiently good leaving group (not HX_2C^- or H_2XC^-) that a carboxylic acid is formed, which quickly reacts with the carbanion to give the final products. Primary or secondary methylcarbinols also give the reaction, because they are oxidized to the carbonyl compounds under the conditions employed.



⁶⁶⁹Milenkov, B.; Hesse, M. *Helv. Chim. Acta* **1987**, *70*, 308. For a similar preparation of lactams, see Wälchli, R.; Bienz, S.; Hesse, M. *Helv. Chim. Acta* **1985**, *68*, 484.

⁶⁷⁰Beletskaya, I.P.; Gulyukina, N.S.; Borodkin, V.S.; Solov'yanov, A.A.; Reutov, O.A. *Doklad. Chem.* **1984**, *276*, 202. See also, Mignani, G.; Morel, D.; Grass, F. *Tetrahedron Lett.* **1987**, *28*, 5505.

⁶⁷¹For a review of this and related reactions, see Chakrabarty, S.K., in Trahanovsky, W.S. *Oxidation in Organic Chemistry*, pt. C, Academic Press, NY, **1978**, pp. 343–370.

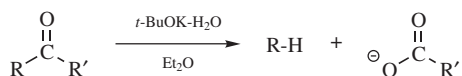
⁶⁷²For a complete kinetic analysis of the chlorination of acetone, see Guthrie, J.P.; Cossar, J. *Can. J. Chem.* **1986**, *64*, 1250. For a discussion of the mechanism of the cleavage step, see Zucco, C.; Lima, C.F.; Rezende, M.C.; Vianna, J.F.; Nome, F. *J. Org. Chem.* **1987**, *52*, 5356.

As with **12-4**, the rate-determining step is the preliminary enolization of the methyl ketone.⁶⁷³ A side reaction is α halogenation of the non-methyl R group. Sometimes these groups are also cleaved.⁶⁷⁴ The reaction cannot be applied to F_2 , but ketones of the form $RCOCF_3$ (R = alkyl or aryl) give fluoroform and $RCOO^-$ when treated with base.⁶⁷⁵ Rate constants for cleavage of X_3CCOPh (X = F, Cl, Br) were found to be in the ratio $1 : 5.3 \times 10^{10} : 2.2 \times 10^{13}$, showing that an F_3C^- group cleaves much more slowly than the others.⁶⁷⁶ The haloform reaction is often used as a test for methylcarbinols and methyl ketones. Iodine is most often used as the test reagent, since iodoform (CHI_3) is an easily identifiable yellow solid. The reaction is also frequently used for synthetic purposes. Methyl ketones $RCOCH_3$ can be converted directly to methyl esters $RCOOCH_3$ by an electrochemical reaction.⁶⁷⁷ Trifluoromethyl ketones have been converted to ethyl esters via treatment with NaH in aqueous DMF followed by reaction with bromoethane.⁶⁷⁸

OS I, 526; II, 428; III, 302; IV, 345; V, 8. Also see, OS VI, 618.

12-45 Cleavage of Nonenolizable Ketones

Hydro-de-acylation



Ordinary ketones are generally much more difficult to cleave than trihalo ketones or β -diketones, because the carbanion intermediates in these cases are more stable than simple carbanions. However, nonenolizable ketones can be cleaved by treatment with a 10:3 mixture of $t\text{-BuOK-H}_2\text{O}$ in an aprotic solvent, such as ether, DMSO, 1,2-dimethoxyethane (glyme),⁶⁷⁹ or with solid $t\text{-BuOK}$ in the absence of a solvent.⁶⁸⁰ When the reaction is applied to monosubstituted diaryl ketones, that aryl group preferentially cleaves that comes off as the more stable carbanion, except that aryl groups substituted in the ortho position are more readily cleaved than otherwise because of the steric effect (relief of strain).^{680,681} In certain cases, cyclic ketones can be cleaved by base treatment, even if they are enolizable.⁶⁸²

OS VI, 625. See also, OS VII, 297.

⁶⁷³Pocker, Y. *Chem. Ind. (London)* **1959**, 1383.

⁶⁷⁴Levine, R.; Stephens, J.R. *J. Am. Chem. Soc.* **1950**, 72, 1642.

⁶⁷⁵See Hudlicky, M. *Chemistry of Organic Fluorine Compounds*, 2nd ed.; Ellis Horwood: Chichester, **1976**, pp. 276–278.

⁶⁷⁶Guthrie, J.P.; Cossar, J. *Can. J. Chem.* **1990**, 68, 1640.

⁶⁷⁷Nikishin, G.I.; Elinson, M.N.; Makhova, I.V. *Tetrahedron* **1991**, 47, 895.

⁶⁷⁸Delgado, A.; Clardy, J. *Tetrahedron Lett.* **1992**, 33, 2789.

⁶⁷⁹Swan, G.A. *J. Chem. Soc.* **1948**, 1408; Gassman, P.G.; Lumb, J.T.; Zalar, F.V. *J. Am. Chem. Soc.* **1967**, 89, 946.

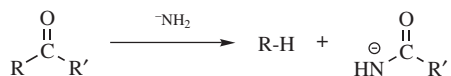
⁶⁸⁰March, J.; Plankl, W. *J. Chem. Soc. Perkin Trans. 1* **1977**, 460.

⁶⁸¹Davies, D.G.; Derenberg, M.; Hodge, P. *J. Chem. Soc. C* **1971**, 455.

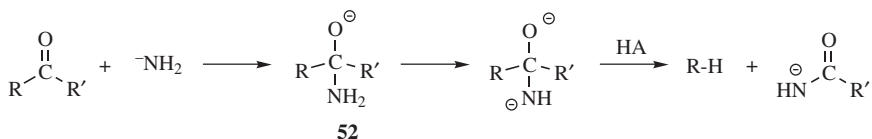
⁶⁸²For example, see Swaminathan, S.; Newman, M.S. *Tetrahedron* **1958**, 2, 88; Hoffman, T.D.; Cram, D.J. *J. Am. Chem. Soc.* **1969**, 91, 1009.

12-46 The Haller–Bauer Reaction

Hydro-de-acylation



Cleavage of ketones with sodium amide is called the *Haller–Bauer reaction*.⁶⁸³ As with **12-45**, which is exactly analogous, the reaction is usually applied only to non-enolizable ketones, most often to ketones of the form ArCOCR_3 , where the products R_3CCONH_2 are not easily attainable by other methods. However, many other ketones have been used, although benzophenone is virtually unaffected. It has been shown that the configuration of optically active alkyl groups (R) is retained.⁶⁸⁴ The NH_2 loses its proton from the tetrahedral intermediate **52** before the R group is cleaved.⁶⁸⁵

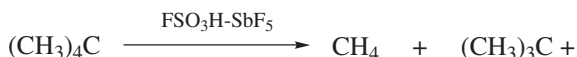


An extension of this cleavage process involves the reaction of α -nitro ketones ($\text{O}=\text{C}-\text{CHRNO}_2$) with a primary amine, neat, to give the corresponding amide ($\text{O}=\text{C}-\text{NHR}'$).⁶⁸⁶

OS V, 384, 1074.

C. Other Cleavages

12-47 The Cleavage of Alkanes

Hydro-de-*tert*-butylation, and so on

The C–C bonds of alkanes can be cleaved by treatment with superacids⁴⁸ (p. 236). For example, neopentane in $\text{FSO}_3\text{H}-\text{SbF}_5$ can cleave to give methane and the *tert*-butyl cation. The C–H cleavage (see **12-1**) is a competing reaction and, for example, neopentane can give H_2 and the *tert*-pentyl cation (formed by rearrangement of the initially formed neopentyl cation) by this pathway. In general, the order of reactivity is tertiary C–H > C–C > secondary C–H \gg primary C–H,

⁶⁸³For a review, see Gilday, J.P.; Paquette, L.A. *Org. Prep. Proced. Int.* **1990**, 22, 167. For an improved procedure, see Kaiser, E.M.; Warner, C.D. *Synthesis* **1975**, 395.

⁶⁸⁴Impastato, F.J.; Walborsky, H.M. *J. Am. Chem. Soc.* **1962**, 84, 4838; Paquette, L.A.; Gilday, J.P. *J. Org. Chem.* **1988**, 53, 4972; Paquette, L.A.; Ra, C.S. *J. Org. Chem.* **1988**, 53, 4978.

⁶⁸⁵Bunnett, J.F.; Hrutfiord, B.F. *J. Org. Chem.* **1962**, 27, 4152.

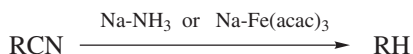
⁶⁸⁶Ballini, R.; Bosica, G.; Fiorini, D. *Tetrahedron* **2003**, 59, 1143.

although steric factors cause a shift in favor of C–C cleavage in such a hindered compound as tri-*tert*-butylmethane. The mechanism is similar to that shown in **12-1** and **12-20** and involves attack by H^+ on the C–C bond to give a pentavalent cation.

Catalytic hydrogenation seldom breaks unactivated C–C bonds (i.e., $R-R' + H_2 \rightarrow RH + R'H$), but methyl and ethyl groups have been cleaved from substituted adamantanes by hydrogenation with a Ni– Al_2O_3 catalyst at about 250°C.⁶⁸⁷ Certain C–C bonds have been cleaved by alkali metals.⁶⁸⁸

The C–C bond of 2-allyl-2-arylmalonate derivatives was cleaved, with loss of the allylic group to give the 2-arylmalonate, by treatment with a nickel catalyst.⁶⁸⁹

12-48 Decyanation or Hydro-de-cyanation



The cyano group of alkyl nitriles can be removed⁶⁹⁰ by treatment with metallic sodium, either in liquid ammonia,⁶⁹¹ or together with tris(acetylacetonato)iron(III) [$Fe(acac)_3$]⁶⁹² or, with lower yields, titanocene. The two procedures are complementary. Although both can be used to decyanate many kinds of nitriles, the Na– NH_3 method gives high yields with R groups, such as trityl, benzyl, phenyl, and tertiary alkyl, but lower yields (~35–50%) when R = primary or secondary alkyl. On the other hand, primary and secondary alkyl nitriles are decyanated in high yields by the Na– $Fe(acac)_3$ procedure. Sodium in liquid ammonia is known to be a source of solvated electrons, and the reaction may proceed through the free radical $R\cdot$ that would then be reduced to the carbanion R^- , which by abstraction of a proton from the solvent, would give RH. The mechanism with $Fe(acac)_3$ is presumably different. Another procedure,⁶⁹³ which is successful for R = primary, secondary, or tertiary, involves the use of potassium metal and the crown ether dicyclohexano-18-crown-6 in toluene.⁶⁹⁴

⁶⁸⁷Grubmüller, P.; Schleyer, P.v.R.; McKervey, M.A. *Tetrahedron Lett.* **1979**, 181.

⁶⁸⁸For examples and references, see Grovenstein, Jr., E.; Bhatti, A.M.; Quest, D.E.; Sengupta, D.; VanDerveer, D. *J. Am. Chem. Soc.* **1983**, *105*, 6290.

⁶⁸⁹Nečas, D.; Turský, M.; Kotora, M. *J. Am. Chem. Soc.* **2004**, *126*, 10222.

⁶⁹⁰For a list of procedures, with references, see Larock, R.C. *Comprehensive Organic Transformations*, 2nd ed., Wiley-VCH, NY, **1999**, p. 75.

⁶⁹¹Büchner, W.; Dufaux, R. *Helv. Chim. Acta* **1966**, *49*, 1145; Arapakos, P.G.; Scott, M.K.; Huber, Jr., F.E. *J. Am. Chem. Soc.* **1969**, *91*, 2059; Birch, A.J.; Hutchinson, E.G. *J. Chem. Soc. Perkin Trans. 1* **1972**, 1546; Yamada, S.; Tomioka, K.; Koga, K. *Tetrahedron Lett.* **1976**, 61.

⁶⁹²Van Tamelen, E.E.; Rudler, H.; Bjorklund, C. *J. Am. Chem. Soc.* **1971**, *93*, 7113.

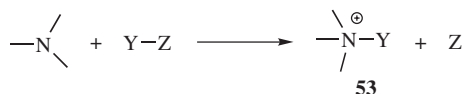
⁶⁹³For other procedures, see Cuvigny, T.; Larcheveque, M.; Normant, H. *Bull. Soc. Chim. Fr.* **1973**, 1174; Berkoff, C.E.; Rivard, D.E.; Kirkpatrick, D.; Ives, J.L. *Synth. Commun.* **1980**, *10*, 939; Savoia, D.; Tagliavini, E.; Trombini, C.; Umani-Ronchi, A. *J. Org. Chem.* **1980**, *45*, 3227; Ozawa, F.; Iri, K.; Yamamoto, A. *Chem. Lett.* **1982**, 1707.

⁶⁹⁴Ohsawa, T.; Kobayashi, T.; Mizuguchi, Y.; Saitoh, T.; Oishi, T. *Tetrahedron Lett.* **1985**, *26*, 6103.

α -Amino and α -amido nitriles $\text{RCH}(\text{CN})\text{NR}'_2$ and $\text{RCH}(\text{CN})\text{NHCOR}'$ can be decyanated in high yield by treatment with NaBH_4 .⁶⁹⁵

ELECTROPHILIC SUBSTITUTION AT NITROGEN

In most of the reactions in this section, an electrophile bonds with the unshared pair of a nitrogen atom. The electrophile may be a free positive ion or a positive species attached to a carrier that breaks off in the course of the attack or shortly after:



Further reaction of **53** depends on the nature of Y and of the other groups attached to the nitrogen.

12-49 The Conversion of Hydrazines to Azides

Hydrazine–azide transformation



Monosubstituted hydrazines treated with nitrous acid give azides in a reaction exactly analogous to the formation of aliphatic diazo compounds mentioned in **13-19**. Among other reagents used for this conversion have been N_2O_4 ⁶⁹⁶ and nitrosyl tetrafluoroborate (NOBF_4).⁶⁹⁷

OS **III**, 710; **IV**, 819; **V**, 157.

12-50 N-Nitrosation

N-Nitroso-de-hydrogenation



When secondary amines are treated with nitrous acid (typically formed from sodium nitrite and a mineral acid),⁶⁹⁸ N-nitroso compounds (also called

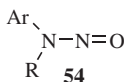
⁶⁹⁵Yamada, S.; Akimoto, H. *Tetrahedron Lett.* **1969**, 3105; Fabre, C.; Hadj Ali Salem, M.; Welvert, Z. *Bull. Soc. Chim. Fr.* **1975**, 178. See also Ogura, K.; Shimamura, Y.; Fujita, M. *J. Org. Chem.* **1991**, *56*, 2920.

⁶⁹⁶Kim, Y.H.; Kim, K.; Shim, S.B. *Tetrahedron Lett.* **1986**, *27*, 4749.

⁶⁹⁷Pozsgay, V.; Jennings, H.J. *Tetrahedron Lett.* **1987**, *28*, 5091.

⁶⁹⁸From NaNO_2 /oxalic acid: Zolfigol, M.A. *Synth. Commun.* **1999**, *29*, 905. From NaNO_2 on wet silica: Zolfigol, M.A.; Ghaemi, E.; Madrikian, E.; Kiany-Burazjani, M. *Synth. Commun.* **2000**, *30*, 2057.

nitrosamines) are formed.⁶⁹⁹ The reaction can be accomplished with dialkyl-, diaryl-, or alkylarylamines, and even with mono-*N*-substituted amides: $\text{RCONHR}' + \text{HONO} \rightarrow \text{RCON}(\text{NO})\text{R}'$.⁷⁰⁰ Tertiary amines have also been *N*-nitrosated, but in these cases one group cleaves, so that the product is the nitroso derivative of a secondary amine.⁷⁰¹ The group that cleaves appears as an aldehyde or ketone. Other reagents have also been used, for example, NOCl , which is useful for amines or amides that are not soluble in an acidic aqueous solution or where the *N*-nitroso compounds are highly reactive. *N*-Nitroso compounds can be prepared in basic solution by treatment of secondary amines with gaseous N_2O_3 , N_2O_4 ,⁷⁰² or alkyl nitrites,⁷⁰³ and, in aqueous or organic solvents, by treatment with BrCH_2NO_2 .⁷⁰⁴ Secondary amines are converted to the *N*-nitroso compound with H_5IO_6 on wet silica.⁷⁰⁵



The mechanism of nitrosation is essentially the same as in **13-19** up to the point where **54** is formed. Since this species cannot lose a proton, it is stable and the reaction ends there. The attacking entity can be any of those mentioned in **13-19**. The following has been suggested as the mechanism for the reaction with tertiary amines:⁷⁰⁶

⁶⁹⁹For reviews, see Williams, D.L.H. Williams, D.L.H. *Nitrosation*; Cambridge University Press, Cambridge, **1988**, pp. 95–109; Kostyukovskii, Ya.L.; Melamed, D.B. *Russ. Chem. Rev.* **1988**, *57*, 350; Saavedra, J.E. *Org. Prep. Proced. Int.* **1987**, *19*, 83; Williams, D.L.H. *Adv. Phys. Org. Chem.* **1983**, *19*, 381; Challis, B.C.; Challis, J.A. in Patai, S.; Rappoport, Z. *The Chemistry of the Functional Groups Supplement F*, pt. 2, Wiley, NY, **1982**, pp. 1151–1223; Ridd, J.H. *Q. Rev. Chem. Soc.* **1961**, *15*, 418. For a review of the chemistry of aliphatic *N*-nitroso compounds, including methods of synthesis see Fridman, A.L.; Mukhametshin, F.M.; Novikov, S.S. *Russ. Chem. Rev.* **1971**, *40*, 34. For a discussion of encapsulated reagents used for nitrosation, see Zyranov, G.V.; Rudkevich, D.M. *Org. Lett.* **2003**, *5*, 1253.

⁷⁰⁰For a discussion of the mechanism with amides, see Castro, A.; Iglesias, E.; Leis, J.R.; Peña, M.E.; Tato, J.V. *J. Chem. Soc. Perkin Trans. 2* **1986**, 1725.

⁷⁰¹Hein, G.E. *J. Chem. Educ.* **1963**, *40*, 181. See also, Verardo, G.; Giumanini, A.G.; Strazzolini, P. *Tetrahedron* **1990**, *46*, 4303.

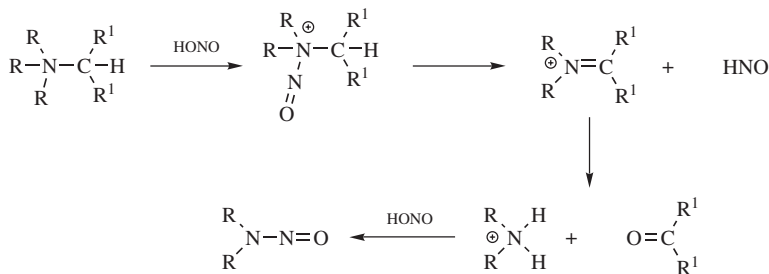
⁷⁰²Challis, B.C.; Kyrtopoulos, S.A. *J. Chem. Soc. Perkin Trans. 1* **1979**, 299.

⁷⁰³Casado, J.; Castro, A.; Lorenzo, F.M.; Mejjide, F. *Monatsh. Chem.* **1986**, *117*, 335.

⁷⁰⁴Challis, B.C.; Yousaf, T.I. *J. Chem. Soc. Chem. Commun.* **1990**, 1598.

⁷⁰⁵Zolfigol, M.A.; Choghamarani, A.G.; Shivini, F.; Keypour, H.; Salehzadeh, S. *Synth. Commun.* **2001**, *31*, 359. Also with KHSO_5 on wet silica, see Zolfigol, M.A.; Bagherzadeh, M.; Choghamarani, A.G.; Keypour, H.; Salehzadeh, S. *Synth. Commun.* **2001**, *31*, 1161.

⁷⁰⁶Smith, P.A.S.; Loeppky, R.N. *J. Am. Chem. Soc.* **1967**, *89*, 1147; Smith, P.A.S.; Pars, H.G. *J. Org. Chem.* **1959**, *24*, 1324; Gowenlock, B.G.; Hutchison, R.J.; Little, J.; Pfab, J. *J. Chem. Soc. Perkin Trans. 2* **1979**, 1110. See also, Loeppky, R.N.; Outram, J.R.; Tomasik, W.; Faulconer, J.M. *Tetrahedron Lett.* **1983**, *24*, 4271.



The evidence for this mechanism includes the facts that nitrous oxide is a product (formed by $2 \text{HNO} \rightarrow \text{H}_2\text{O} + \text{N}_2\text{O}$) and that quinuclidine, where the nitrogen is at a bridgehead, and therefore cannot give elimination, does not react. Tertiary amines have also been converted to nitrosamines with nitric acid in Ac_2O ⁷⁰⁷ and with N_2O_4 .⁷⁰⁸

Amines and amides can be *N*-nitrated⁷⁰⁹ with nitric acid,⁷¹⁰ or NO_2^+ ,⁷¹¹ and aromatic amines can be converted to triazenes with diazonium salts. Aliphatic primary amines can also be converted to triazenes if the diazonium salts contain electron-withdrawing groups.⁷¹² C-Nitrosation is discussed at **11-3** and **12-8**.

OS **I**, 177, 399, 417; **II**, 163, 211, 290, 460, 461, 462, 464 (also see **V**, 842); **III**, 106, 244; **IV**, 718, 780, 943; **V**, 336, 650, 797, 839, 962; **VI**, 542, 981. Also see, OS **III**, 711.

12-51 Conversion of Nitroso Compounds to Azoxy Compounds



In a reaction similar to **13-24**, azoxy compounds can be prepared by the condensation of a nitroso compound with a hydroxylamine.⁷¹³ The position of the oxygen in the final product is determined by the nature of the R groups, not by which R groups came from which starting compound. Both R and R' can be alkyl or aryl, but when two different aryl groups are involved, mixtures of azoxy compounds

⁷⁰⁷Boyer, J.H.; Pillai, T.P.; Ramakrishnan, V.T. *Synthesis* **1985**, 677.

⁷⁰⁸Boyer, J.H.; Kumar, G.; Pillai, T.P. *J. Chem. Soc. Perkin Trans. 1* **1986**, 1751.

⁷⁰⁹For other reagents, see Mayants, A.G.; Pyreseva, K.G.; Gordeichuk, S.S. *J. Org. Chem. USSR* **1986**, 22, 1900; Bottaro, J.C.; Schmitt, R.J.; Bedford, C.D. *J. Org. Chem.* **1987**, 52, 2292; Suri, S.C.; Chapman, R.D. *Synthesis* **1988**, 743; Carvalho, E.; Iley, J.; Norberto, F.; Rosa, E. *J. Chem. Res. (S)* **1989**, 260.

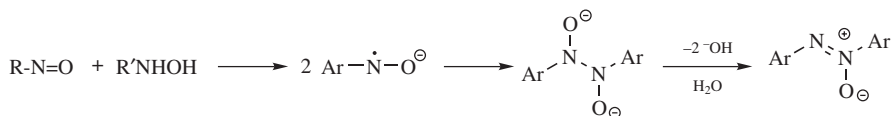
⁷¹⁰Cherednichenko, L.V.; Dmitrieva, L.G.; Kuznetsov, L.L.; Gidaspov, B.V. *J. Org. Chem. USSR* **1976**, 12, 2101, 2105.

⁷¹¹Ilyushin, M.A.; Golod, E.L.; Gidaspov, B.V. *J. Org. Chem. USSR* **1977**, 13, 8; Andreev, S.A.; Lededev, B.A.; Tselinskii, I.V. *J. Org. Chem. USSR* **1980**, 16, 1166, 1170, 1175, 1179.

⁷¹²For a review of alkyl triazenes, see Vaughan, K.; Stevens, M.F.G. *Chem. Soc. Rev.* **1978**, 7, 377.

⁷¹³Boyer, J.H., in Feuer, H. *The Chemistry of the Nitro and Nitroso Groups*, pt. 1, Wiley, NY, **1969**, pp. 278–283.

(ArNONAr, ArNONAr', and Ar'NONAr') are obtained⁷¹⁴ and the unsymmetrical product (ArNONAr') is likely to be formed in the smallest amount. This behavior is probably caused by an equilibration between the starting compounds prior to the actual reaction (ArNO + Ar'NHOH → Ar'NO + ArNHOH).⁷¹⁵ The mechanism⁷¹⁶ has been investigated in the presence of base. Under these conditions both reactants are converted to radical anions, which couple:



These radical anions have been detected by esr.⁷¹⁷ This mechanism is consistent with the following result: when nitrosobenzene and phenylhydroxylamine are coupled, ¹⁸O and ¹⁵N labeling show that the two nitrogens and the two oxygens become equivalent.⁷¹⁸ Unsymmetrical azoxy compounds can be prepared⁷¹⁹ by combination of a nitroso compound with an *N,N*-dibromoamine. Symmetrical and unsymmetrical azo and azoxy compounds are produced when aromatic nitro compounds react with aryliminodimagnesium reagents ArN(MgBr)₂.⁷²⁰

12-52 *N*-Halogenation

N-Halo-de-hydrogenation



Treatment with sodium hypochlorite or hypobromite converts primary amines into *N*-halo- or *N,N*-dihaloamines. Secondary amines can be converted to *N*-halo secondary amines. Similar reactions can be carried out on unsubstituted and *N*-substituted amides and on sulfonamides. With unsubstituted amides the *N*-halogen product is seldom isolated but usually rearranges (see **18-13**); however, *N*-halo-*N*-alkyl amides and *N*-halo imides are quite stable. The important reagents NBS and NCS are made in this manner. *N*-Halogenation has also been accomplished with other

⁷¹⁴See, for example, Ogata, Y.; Tsuchida, M.; Takagi, Y. *J. Am. Chem. Soc.* **1957**, *79*, 3397.

⁷¹⁵Knight, G.T.; Saville, B. *J. Chem. Soc. Perkin Trans. 2* **1973**, 1550.

⁷¹⁶For discussions of the mechanism in the absence of base, see Darchen, A.; Moinet, C. *Bull. Soc. Chim. Fr.* **1976**, 812; Becker, A.R.; Sternson, L.A. *J. Org. Chem.* **1980**, *45*, 1708. See also, Pizzolatti, M.G.; Yunes, R.A. *J. Chem. Soc. Perkin Trans. 1* **1990**, 759.

⁷¹⁷Russell, G.A.; Geels, E.J.; Smentowski, F.J.; Chang, K.; Reynolds, J.; Kaupp, G. *J. Am. Chem. Soc.* **1967**, *89*, 3821.

⁷¹⁸Shemyakin, M.M.; Maimind, V.I.; Vaichunaite, B.K. *Izv. Akad. Nauk SSSR, Ser. Khim.* **1957**, 1260; Oae, S.; Fukumoto, T.; Yamagami, M. *Bull. Chem. Soc. Jpn.* **1963**, *36*, 728.

⁷¹⁹Zawalski, R.C.; Kovacic, P. *J. Org. Chem.* **1979**, *44*, 2130. For another method, see Moriarty, R.M.; Hopkins, T.E.; Prakash, I.; Vaid, B.K.; Vaid, R.K. *Synth. Commun.* **1990**, *20*, 2353.

⁷²⁰O kubo, M.; Matsuo, K.; Yamauchi, A. *Bull. Chem. Soc. Jpn.* **1989**, *62*, 915, and other papers in this series.

reagents (e.g., sodium bromite NaBrO_2),⁷²¹ benzyltrimethylammonium tribromide ($\text{PhCH}_2\text{NMe}_3^+ \text{Br}_3^-$),⁷²² NaCl with Oxone[®],⁷²³ and *N*-chlorosuccinimide.⁷²⁴ The mechanisms of these reactions⁷²⁵ involve attack by a positive halogen and are probably similar to those of **13-19** and **12-50**.⁷²⁶ *N*-Fluorination can be accomplished by direct treatment of amines⁷²⁷ or amides⁷²⁸ with F_2 . Fluorination of *N*-alkyl-*N*-fluoro amides ($\text{RRN}(\text{F})\text{COR}'$) results in cleavage to *N,N*-difluoroamines (RNF_2).^{728,729} Trichloroisocyanuric acid converts primary amines to the *N,N*-dichloroamine.⁷³⁰
 OS III, 159; IV, 104, 157; V, 208, 663, 909; VI, 968; VII, 223; VIII, 167, 427.

12-53 The Reaction of Amines With Carbon Monoxide or Carbon Dioxide

N-Formylation or *N*-Formyl-de-hydrogenation, and so on



Three types of product can be obtained from the reaction of amines with carbon monoxide, depending on the catalyst. (1) Both primary and secondary amines react with CO in the presence of various catalysts [e.g., $\text{Cu}(\text{CN})_2$, $\text{Me}_3\text{N-H}_2\text{Se}$, rhodium or ruthenium complexes] to give *N*-substituted and *N,N*-disubstituted formamides, respectively.⁷³¹ Primary aromatic amines react with ammonium formate to give the formamide.⁷³² Tertiary amines react with CO and a palladium catalyst to give an amide.⁷³³ (2) Symmetrically substituted ureas can be prepared by treatment of a primary amine (or ammonia) with CO⁷³⁴ in the presence of selenium⁷³⁵ or

⁷²¹Kajigaeshi, S.; Nakagawa, T.; Fujisaki, S. *Chem. Lett.* **1984**, 2045.

⁷²²Kajigaeshi, S.; Murakawa, K.; Asano, K.; Fujisaki, S.; Kakinami, T. *J. Chem. Soc. Perkin Trans. 1* **1989**, 1702.

⁷²³Curini, M.; Epifano, F.; Marcotullio, M.C.; Rosati, O.; Tsadjout, A. *Synlett* **2000**, 813.

⁷²⁴See Deno, N.C.; Fishbein, R.; Wyckoff, J.C. *J. Am. Chem. Soc.* **1971**, 93, 2065; Guillemin, J.; Denis, J.N. *Synthesis* **1985**, 1131.

⁷²⁵For a study of the mechanism, see Matte, D.; Solastiouk, B.; Merlin, A.; Deglise, X. *Can. J. Chem.* **1989**, 67, 786.

⁷²⁶For studies of reactivity in this reaction, see Thomm, E.W.C.W.; Wayman, M. *Can. J. Chem.* **1969**, 47, 3289; Higuchi, T.; Hussain, A.; Pitman, I.H. *J. Chem. Soc. B*, **1969**, 626.

⁷²⁷Sharts, C.M. *J. Org. Chem.* **1968**, 33, 1008.

⁷²⁸Grauskas, V.; Baum, K. *J. Org. Chem.* **1969**, 34, 2840; **1970**, 35, 1545.

⁷²⁹See Barton, D.H.R.; Hesse, R.H.; Klose, T.R.; Pechet, M.M. *J. Chem. Soc. Chem. Commun.* **1975**, 97.

⁷³⁰DeLuca, L.; Giacomelli, G. *Synlett* **2004**, 2180.

⁷³¹See Saegusa, T.; Kobayashi, S.; Hirota, K.; Ito, Y. *Bull. Chem. Soc. Jpn.* **1969**, 42, 2610; Nefedov, B.K.; Sergeeva, N.S.; Éidus, Ya.T. *Bull. Acad. Sci. USSR Div. Chem. Sci.* **1973**, 22, 784; Yoshida, Y.; Asano, S.; Inoue, S. *Chem. Lett.* **1984**, 1073; Bitsi, G.; Jenner, G. *J. Organomet. Chem.* **1987**, 330, 429.

⁷³²Reddy, P.G.; Kumar, D.K.; Baskaran, S. *Tetrahedron Lett.* **2000**, 41, 9149.

⁷³³Murahashi, S.-I.; Imada, Y.; Nishimura, K. *Tetrahedron*, **1994**, 50, 453.

⁷³⁴For a synthesis involving a palladium catalyst, see Gabriele, B.; Salerno, G.; Mancuso, R.; Costa, M. *J. Org. Chem.* **2004**, 69, 4741.

⁷³⁵Sonoda, N.; Yasuhara, T.; Kondo, K.; Ikeda, T.; Tsutsumi, S. *J. Am. Chem. Soc.* **1971**, 93, 6344.

sulfur.⁷³⁶ R can be alkyl or aryl. The same thing can be done with secondary amines, by using $\text{Pd}(\text{OAc})_2\text{-I}_2\text{-K}_2\text{CO}_3$.⁷³⁷ Primary aromatic amines react with β -keto esters and a Mo-ZrO_2 catalyst to give the symmetrical urea.⁷³⁸ Treatment of a secondary amine with nitrobenzene, selenium, and carbon monoxide leads to the unsymmetrical urea.⁷³⁹ (3) When PdCl_2 is the catalyst, primary amines yield isocyanates.⁷⁴⁰ Isocyanates can also be obtained by treatment of CO with azides: $\text{RN}_3 + \text{CO} \rightarrow \text{RNCO}$,⁷⁴¹ or with an aromatic nitroso or nitro compound and a rhodium complex catalyst.⁷⁴² Primary amines react with di-*tert*-butyltricarboxylate to give the isocyanate.⁷⁴³ Lactams are converted to the corresponding *N*-chloro lactam with $\text{Ca}(\text{OCl})_2$ with moist alumina in dichloromethane.⁷⁴⁴

A fourth type of product, a carbamate $\text{RNHCOOR}'$, can be obtained from primary or secondary amines, if these are treated with CO, O_2 , and an alcohol $\text{R}'\text{OH}$ in the presence of a catalyst.⁷⁴⁵ Primary amines react with dimethyl carbonate in supercritical CO_2 (see p. 414) to give a carbamate.⁷⁴⁶ Carbamates can also be obtained from nitroso compounds, by treatment with CO, $\text{R}'\text{OH}$, $\text{Pd}(\text{OAc})_2$, and $\text{Cu}(\text{OAc})_2$,⁷⁴⁷ and from nitro compounds.⁷⁴⁸ When allylic amines ($\text{R}_2\text{C}=\text{CHRCHRNR}'_2$) are treated with CO and a palladium-phosphine catalyst, the CO inserts to produce the β,γ -unsaturated amides ($\text{R}_2\text{C}=\text{CHRCHRCONR}'_2$) in good yields.⁷⁴⁹ Ring-expanded lactams are obtained from cyclic amines via a similar reaction⁷⁵⁰ (see also, **16-22**). Silyloxy carbamates ($\text{RNHCO}_2\text{SiR}'_3$) can be prepared by the reaction of a primary amine with carbon dioxide and triethylamine, followed by reaction with triisopropylsilyl triflate and tetrabutylammonium fluoride.⁷⁵¹

Carbon dioxide reacts with amines (ArNH_2) and alkyl halides, under electrolysis conditions, to give the corresponding carbamate (ArNHCO_2Et).⁷⁵² Secondary

⁷³⁶Franz, R.A.; Applegath, F.; Morriss, F.V.; Baiocchi, F.; Bolze, C. *J. Org. Chem.* **1961**, 26, 3309.

⁷³⁷Pri-Bar, I.; Alper, H. *Can. J. Chem.* **1990**, 68, 1544.

⁷³⁸Reddy, B.M.; Reddy, V.R. *Synth. Commun.* **1999**, 29, 2789.

⁷³⁹Yang, Y.; Lu, S. *Tetrahedron Lett.* **1999**, 40, 4845.

⁷⁴⁰Stern, E.W.; Spector, M.L. *J. Org. Chem.* **1966**, 31, 596.

⁷⁴¹Bennett, R.P.; Hardy, W.B. *J. Am. Chem. Soc.* **1968**, 90, 3295.

⁷⁴²Unverferth, K.; Rüger, C.; Schwetlick, K. *J. Prakt. Chem.* **1977**, 319, 841; Unverferth, K.; Tietz, H.; Schwetlick, K. *J. Prakt. Chem.* **1985**, 327, 932. See also, Braunstein, P.; Bender, R.; Kervennal, J. *Organometallics* **1982**, 1, 1236; Kunin, A.J.; Noirot, M.D.; Gladfelter, W.L. *J. Am. Chem. Soc.* **1989**, 111, 2739.

⁷⁴³Peerlings, H.W.I.; Meijer, E.W. *Tetrahedron Lett.* **1999**, 40, 1021.

⁷⁴⁴Larionov, O.V.; Kozhushkov, S.I.; de Meijere, A. *Synthesis* **2003**, 1916.

⁷⁴⁵Fukuoka, S.; Chono, M.; Kohno, M. *J. Org. Chem.* **1984**, 49, 1458; *J. Chem. Soc. Chem. Commun.* **1984**, 399; Feroci, M.; Inesi, A.; Rossi, L. *Tetrahedron Lett.* **2000**, 41, 963.

⁷⁴⁶Selva, M.; Tundo, P.; Perosa, A. *Tetrahedron Lett.* **2002**, 43, 1217.

⁷⁴⁷Alper, H.; Vasapollo, G. *Tetrahedron Lett.* **1987**, 28, 6411.

⁷⁴⁸Cenini, S.; Crotti, C.; Pizzotti, M.; Porta, F. *J. Org. Chem.* **1988**, 53, 1243; Reddy, N.P.; Masdeu, A.M.; El Ali, B.; Alper, H. *J. Chem. Soc. Chem. Commun.* **1994**, 863.

⁷⁴⁹Murahashi, S.; Imada, Y.; Nishimura, K. *J. Chem. Soc. Chem. Commun.* **1988**, 1578.

⁷⁵⁰Wang, M.D.; Alper, H. *J. Am. Chem. Soc.* **1992**, 114, 7018.

⁷⁵¹Lipshutz, B.H.; Papa, P.; Keith, J.M. *J. Org. Chem.* **1999**, 64, 3 792.

⁷⁵²Casadei, M.A.; Inesi, A.; Moracci, F.M.; Rossi, L. *Chem. Commun.* **1996**, 2575; Feroci, M.; Casadei, M.A.; Orsini, M.; Palombi, L.; Inesi, A. *J. Org. Chem.* **2003**, 68, 1548.

amines react with all halides and an onium salt in supercritical CO₂ (see p. 414) to give the carbamate.⁷⁵³ *N*-phenylthioamines react with CO and a palladium catalyst to give a thiocarbamate (ArSCO₂NR'₂).⁷⁵⁴ Urea derivatives were obtained from amines, CO₂, and an antimony catalyst.⁷⁵⁵

Aziridines can be converted to cyclic carbamates (oxazolidinones) by heating with carbon dioxide and a chromium–salen catalyst.⁷⁵⁶ The reaction of aziridines with LiI, and then CO₂ also generates oxazolidinones.⁷⁵⁷

⁷⁵³Yoshida, M.; Hara, N.; Okuyama, S. *Chem. Commun.* **2000**, 151.

⁷⁵⁴Kuniyasu, H.; Hiraike, H.; Morita, M.; Tanaka, A.; Sugoh, K.; Kurosawa, H. *J. Org. Chem.* **1999**, *64*, 7305.

⁷⁵⁵Nomura, R.; Hasegawa, Y.; Ishimoto, M.; Toyosaki, T.; Matsuda, H. *J. Org. Chem.* **1992**, *57*, 7339.

⁷⁵⁶Miller, A.W.; Nguyen, S.T. *Org. Lett.* **2004**, *6*, 2301.

⁷⁵⁷Hancock, M.T.; Pinhas, A.R. *Tetrahedron Lett.* **2003**, *44*, 5457.

Aromatic Substitution, Nucleophilic and Organometallic

On p. 481, it was pointed out that nucleophilic substitutions proceed so slowly at an aromatic carbon that the reactions of Chapter 10 are not feasible for aromatic substrates. There are, however, exceptions to this statement, and it is these exceptions that form the subject of this chapter.¹ Reactions that *are* successful at an aromatic substrate are largely of four kinds: (1) reactions activated by electron-withdrawing groups ortho and para to the leaving group; (2) reactions catalyzed by very strong bases and proceeding through arylne intermediates; (3) reactions initiated by electron donors; and (4) reactions in which the nitrogen of a diazonium salt is replaced by a nucleophile. It is noted that solvent effects can be important.² Also, not all the reactions discussed in this chapter fit into these categories, and certain transition-metal catalyzed coupling reactions are included because they involve replacement of a leaving group on an aromatic ring.

MECHANISMS

There are four principal mechanisms for aromatic nucleophilic substitution.³ Each of the four is similar to one of the aliphatic nucleophilic substitution mechanisms discussed in Chapter 10.

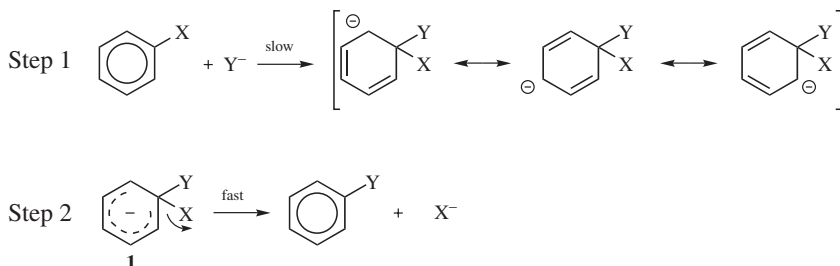
¹For a review of aromatic nucleophilic substitution, see Zoltewicz, J.A. *Top. Curr. Chem.* **1975**, *59*, 33.

²Acevedo, O.; Jorgensen, W.L. *Org. Lett.* **2004**, *6*, 2881.

³For a monograph on aromatic nucleophilic substitution mechanisms, see Miller, J. *Aromatic Nucleophilic Substitution*, Elsevier, NY, **1968**. For reviews, see Bernasconi, C.F. *Chimia* **1980**, *34*, 1; *Acc. Chem. Res.* **1978**, *11*, 147; Bunnett, J.F. *J. Chem. Educ.* **1974**, *51*, 312; Ross, S.D., in Bamford, C.H.; Tipper, C.F.H. *Comprehensive Chemical Kinetics*, Vol. 13; Elsevier, NY, **1972**, pp. 407–431; Buck, P. *Angew. Chem, Int. Ed.* **1969**, *8*, 120; Bunce, E.; Norris, A.R.; Russell, K.E. *Q. Rev. Chem. Soc.* **1968**, *22*, 123; Bunnett, J.F. *Tetrahedron* **1993**, *49*, 4477; Zoltewicz, J.A. *Top. Curr. Chem.* **1975**, *59*, 33.

The S_NAr Mechanism⁴

By far the most important mechanism for nucleophilic aromatic substitution consists of two steps, attack of the nucleophilic species at the ipso carbon of the aromatic ring (the carbon bearing the leaving group in this case), followed by elimination of the leaving group and regeneration of the aromatic ring.



The first step is usually, but not always, rate determining. It can be seen that this mechanism greatly resembles the tetrahedral mechanism discussed in Chapter 16 and, in another way, the arenium ion mechanism of electrophilic aromatic substitution discussed in Chapter 11. In all three cases, the attacking species forms a bond with the substrate, giving an intermediate, such as **1**, and then the leaving group departs. We refer to this mechanism as the S_NAr mechanism.⁵ The IUPAC designation is A_N + D_N (the same as for the tetrahedral mechanism; compare the designation A_E + D_E for the arenium ion mechanism). This mechanism is generally found where activating groups are present on the ring (see p. 864).

There is a great deal of evidence for the mechanism; we shall discuss only some of it.³ Probably the most convincing evidence was the isolation, as long ago as 1902, of the intermediate **2** in the reaction between 2,4,6-trinitrophenetole and methoxide ion.⁶ Intermediates of this type are stable salts, called *Meisenheimer* or *Meisenheimer–Jackson salts*,⁷ and many more have been isolated.⁸ The structures

⁴High pressure S_NAr reactions are known. see Barrett, I.C.; Kerr, M.A. *Tetrahedron Lett.* **1999**, *40*, 2439.

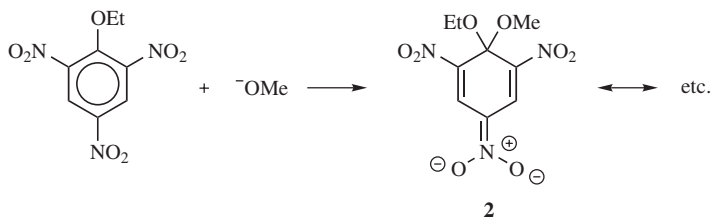
⁵The mechanism has also been called by other names, including the S_N2Ar, the addition–elimination, and the intermediate complex mechanism. See Wu, Z.; Glaser, R. *J. Am. Chem. Soc.* **2004**, *126*, 10632. See also, Terrier, F.; Mokhtari, M.; Goumont, T.; Hallé, J.-C.; Buncel, E. *Org. Biomol. Chem.* **2003**, *1*, 1757.

⁶Meisenheimer, J. *Liebigs Ann. Chem.* **1902**, *323*, 205. Similar salts were isolated even earlier by Jackson, C.L.; see Jackson, C.L.; Gazzolo, F.H. *Am. Chem. J.* **1900**, *23*, 376; Jackson, C.L.; Earle, R.B. *Am. Chem. J.*, **1903**, *29*, 89.

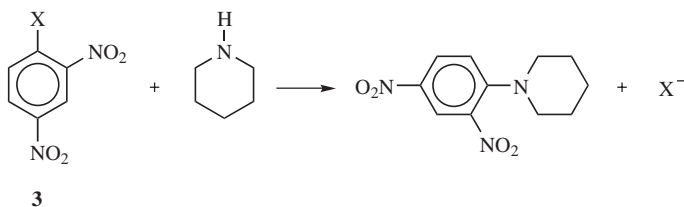
⁷Nucleophilic aromatic substitution for heteroatom nucleophiles through electrochemical oxidation of intermediate σ-complexes (Meisenheimer complexes) in simple nitroaromatic compounds has been reported, see Gallardo, I.; Guirado, G.; Marquet, J. *J. Org. Chem.* **2002**, *67*, 2548.

⁸For a monograph on Meisenheimer salts and on this mechanism, see Buncel, E.; Crampton, M.R.; Strauss, M.J.; Terrier, F. *Electron Deficient Aromatic- and Heteroaromatic-Base Interactions*, Elsevier, NY, **1984**. For reviews of structural and other studies, see Illuminati, G.; Stegel, F. *Adv. Heterocycl. Chem.* **1983**, *34*, 305; Artamkina, G. A.; Egorov, M.P.; Beletskaya, I.P. *Chem. Rev.* **1982**, *82*, 427; Terrier, F. *Chem. Rev.* **1982**, *82*, 77; Strauss, M.J. *Chem. Rev.* **1970**, *70*, 667; *Acc. Chem. Res.* **1974**, *7*, 181; Hall, T.N.; Poranski, Jr., C.F., in Feuer, H. *The Chemistry of the Nitro and Nitroso Groups*, pt. 2; Wiley, NY, **1970**, pp. 329–384; Crampton, M.R. *Adv. Phys. Org. Chem.* **1969**, *7*, 211; Foster R.; Fyfe, C.A. *Rev. Pure Appl. Chem.* **1966**, *16*, 61.

of several of these intermediates



have been proved by NMR⁹ and by X-ray crystallography.¹⁰ Further evidence comes from studies of the effect of the leaving group on the reaction. If the mechanism were similar to either the S_N1 or S_N2 mechanisms described in Chapter 10, the Ar–X bond would be broken in the rate-determining step. In the S_NAr mechanism, this bond is not broken until after the rate-determining step (i.e. if step 1 is rate determining). There is some evidence that electron transfer may be operative during this process.¹¹ We would predict from this that if the S_NAr mechanism is operating, a change in leaving group should not have much effect on the reaction rate. In the reaction of dinitro compound **3** with piperidine,



when X was Cl, Br, I, SPh, SO₂Ph, or *p*-nitrophenoxy, the rates differed only by a factor of ~5.¹² This behavior would not be expected in a reaction in which the Ar–X bond is broken in the rate-determining step. We do not expect the rates to be *identical*, because the nature of X affects the rate at which Y attacks. An increase in the electronegativity of X causes a decrease in the electron density at the site of attack, resulting in a faster attack by a nucleophile. Thus, in the reaction just mentioned, when X = F, the relative rate was 3300 (compared with I = 1). The very fact that fluoro is the best leaving group among the halogens in most aromatic nucleophilic substitutions is good evidence that the mechanism is different from the S_N1

⁹First done by Crampton, M.R.; Gold, V. *J. Chem. Soc. B* **1966**, 893. A good review of spectral studies is found, in Buncl, E.; Crampton, M.R.; Strauss, M.J.; Terrier, F. *Electron Deficient Aromatic- and Heteroaromatic-Base Interactions*, Elsevier, NY, **1984**, pp. 15–133.

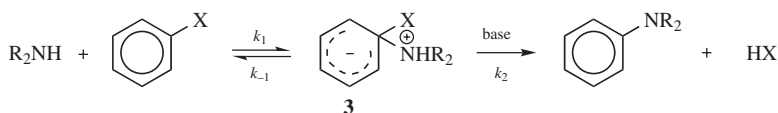
¹⁰Destro, R.; Gramaccioli, C.M.; Simonetta, M. *Acta Crystallogr.* **1968**, *24*, 1369; Ueda, H.; Sakabe, M.; Tanaka, J.; Furusaki, A. *Bull. Chem. Soc. Jpn.* **1968**, *41*, 2866; Messmer, G.G.; Palenik, G.J. *Chem. Commun.* **1969**, 470.

¹¹Grossi, L. *Tetrahedron Lett.* **1992**, *33*, 5645.

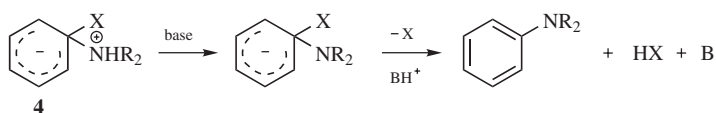
¹²Bunnett, J.F.; Garbisch Jr., E.W.; Pruitt, K.M. *J. Am. Chem. Soc.* **1957**, *79*, 385. See Gandler, J.R.; Setiarahardjo, I.U.; Tufon, C.; Chen, C. *J. Org. Chem.* **1992**, *57*, 4169 for a more recent example.

and the S_N2 mechanisms, where fluoro is by far the poorest leaving group of the halogens. This is an example of the element effect (p. 475).

The pattern of base catalysis of reactions with amine nucleophiles provides additional evidence. These reactions are catalyzed by bases only when a relatively poor leaving group (e.g., OR) is present (not Cl or Br) and only when relatively bulky amines are nucleophiles.¹³ Bases could not catalyze step 1, but if amines are nucleophiles, bases can catalyze step 2. Base catalysis is found precisely in those cases where the amine moiety cleaves easily but X does not, so that k_{-1} is large and step 2 is rate determining. This is evidence for the S_NAr mechanism because it implies two steps. Furthermore, in cases where bases *are* catalysts, they catalyze only at



low base concentrations: a plot of the rate against the base concentration shows that small increments of base rapidly increase the rate until a certain concentration of base is reached, after which further base addition no longer greatly affects the rate. This behavior, based on a partitioning effect (see p. 660), is also evidence for the S_NAr mechanism. At low base concentration, each increment of base, by increasing the rate of step 2, increases the fraction of intermediate that goes to product rather than reverting to reactants. At high base concentration the process is virtually complete: there is very little reversion to reactants and the rate becomes dependent on step 1. Just how bases catalyze step 2 has been investigated. For protic solvents two proposals have been presented. One is that step 2 consists of two steps: rate-determining deprotonation of **4** followed by rapid loss of X,



and that bases catalyze the reaction by increasing the rate of the deprotonation step.¹⁴ According to the other proposal, loss of X assisted by BH^+ is rate determining.¹⁵ Two mechanisms, both based on kinetic evidence, have been proposed for aprotic solvents, such as benzene. In both proposals the ordinary S_NAr mechanism

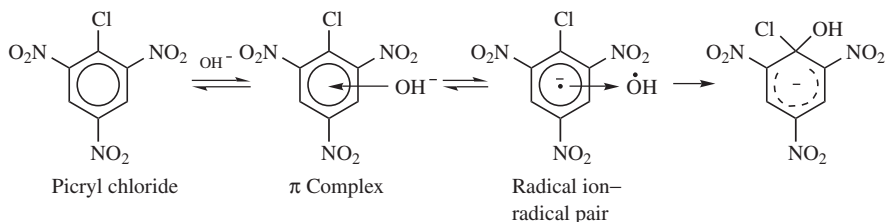
¹³Kirby, A.J.; Jencks, W.P. *J. Am. Chem. Soc.* **1965**, *87*, 3217; Bunnett, J.F.; Bernasconi, C.F. *J. Org. Chem.* **1970**, *35*, 70; Bernasconi, C.F.; Schmid, P. *J. Org. Chem.* **1967**, *32*, 2953; Bernasconi, C.F.; Zollinger, H. *Helv. Chim. Acta* **1966**, *49*, 103; **1967**, *50*, 1; Pietra, F.; Vitali, D. *J. Chem. Soc. B* **1968**, 1200; Chiacchiera, S.M.; Singh, J.O.; Anunziata, J.D.; Silber, J.J. *J. Chem. Soc. Perkin Trans. 2* **1987**, 987.

¹⁴Bernasconi, C.F.; de Rossi, R.H.; Schmid, P. *J. Am. Chem. Soc.* **1977**, *99*, 4090, and references cited therein.

¹⁵Bunnett, J.F.; Sekiguchi, S.; Smith, L.A. *J. Am. Chem. Soc.* **1981**, *103*, 4865, and references cited therein.

operates, but in one the attacking species involves two molecules of the amine (the *dimer mechanism*),¹⁶ while in the other there is a cyclic transition state.¹⁷ Further evidence for the S_NAr mechanism has been obtained from $^{18}O/^{16}O$ and $^{15}N/^{14}N$ isotope effects.¹⁸

Step 1 of the S_NAr mechanism has been studied for the reaction between picryl chloride (as well as other substrates) and ^-OH ions (**13-1**), and spectral evidence has been reported¹⁹ for two intermediates, one a π complex (p. 662), and the other a radical ion–radical pair:



As with the tetrahedral mechanism at an acyl carbon, nucleophilic catalysis (p. 1259) has been demonstrated with an aryl substrate, in certain cases.²⁰ There is also evidence of an interaction of anions with the π -cloud of aromatic compounds.²¹

The S_N1 Mechanism

For aryl halides and sulfonates, even active ones, a unimolecular S_N1 mechanism (IUPAC: $D_N + A_N$) is very rare; it has only been observed for aryl triflates in which both ortho positions contain bulky groups (*tert*-butyl or SiR_3).²² It is in reactions with diazonium salts²³ that this mechanism is important:²⁴

¹⁶For a review of this mechanism, see Nudelman, N.S. *J. Phys. Org. Chem.* **1989**, 2, 1. See also Nudelman, N.S.; Montserrat, J.M. *J. Chem. Soc. Perkin Trans. 2* **1990**, 1073.

¹⁷Banjoko, O.; Bayeroju, I.A. *J. Chem. Soc. Perkin Trans. 2* **1988**, 1853; Jain, A.K.; Gupta, V.K.; Kumar, A. *J. Chem. Soc. Perkin Trans. 2* **1990**, 11.

¹⁸Hart, C.R.; Bourns, A.N. *Tetrahedron Lett.* **1966**, 2995; Ayrey, G.; Wylie, W.A. *J. Chem. Soc. B* **1970**, 738.

¹⁹Bacaloglu, R.; Blaskó, A.; Bunton, C.A.; Dorwin, E.; Ortega, F.; Zucco, C. *J. Am. Chem. Soc.* **1991**, 113, 238, and references cited therein. For earlier reports, based on kinetic data, of complexes with amine nucleophiles, see Forlani, L. *J. Chem. Res. (S)* **1984**, 260; Hayami, J.; Otani, S.; Yamaguchi, F.; Nishikawa, Y. *Chem. Lett.* **1987**, 739; Crampton, M.R.; Davis, A.B.; Greenhalgh, C.; Stevens, J.A. *J. Chem. Soc. Perkin Trans. 2* **1989**, 675.

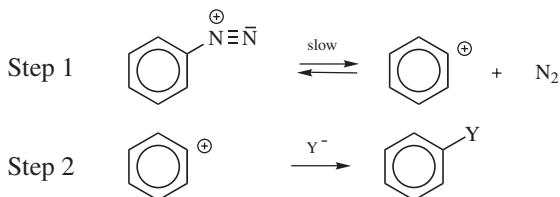
²⁰See Muscio, Jr., O.J.; Rutherford, D.R. *J. Org. Chem.* **1987**, 52, 5194.

²¹Quiñonero, D.; Garau, C.; Rotger, C.; Frontera, A.; Ballester, P.; Costa, A.; Deyà, P.M. *Angew. Chem. Int. Ed.* **2002**, 41, 3389, and references cited therein.

²²Himeshima, Y.; Kobayashi, H.; Sonoda, T. *J. Am. Chem. Soc.* **1985**, 107, 5286.

²³See Glaser, R.; Horan, C.J.; Nelson, E.D.; Hall, M.K. *J. Org. Chem.* **1992**, 57, 215 for the influence of neighboring group interactions on the electronic structure of diazonium ions.

²⁴Aryl iodonium salts Ar_2I^+ also undergo substitutions by this mechanism (and by a free-radical mechanism).



Among the evidence for the S_N1 mechanism²⁵ with aryl cations as intermediates,^{26,27} is the following:²⁸

1. The reaction rate is first order in diazonium salt and independent of the concentration of Y.
2. When high concentrations of halide salts are added, the product is an aryl halide but the rate is independent of the concentration of the added salts.
3. The effects of ring substituents on the rate are consistent with a unimolecular rate-determining cleavage.²⁹
4. When reactions were run with substrate deuterated in the ortho position, isotope effects of ~ 1.22 were obtained.³⁰ It is difficult to account for such high secondary isotope effects in any other way except that an incipient phenyl cation is stabilized by hyperconjugation,³¹ which is reduced when hydrogen is replaced by deuterium.



5. That the first step is reversible cleavage³² was demonstrated by the observation that when $\text{Ar}^{15}\text{H}\text{N}\equiv\text{N}$ was the reaction species, recovered starting

²⁵For additional evidence, see Lorand, J.P. *Tetrahedron Lett.* **1989**, 30, 7337.

²⁶For a review of aryl cations, see Ambroz, H.B.; Kemp, T.J. *Chem. Soc. Rev.* **1979**, 8, 353.

²⁷For a monograph, see Stang, P.J.; Rappoport, Z.; Hanack, M.; Subramanian, L.R. *Vinyl Cations*, Academic Press, NY, 1979. For reviews of aryl and/or vinyl cations, see Hanack, M. *Pure Appl. Chem.* **1984**, 56, 1819; *Angew. Chem. Int. Ed.* **1978**, 17, 333; *Acc. Chem. Res.* **1976**, 9, 364; Rappoport, Z. *Reactiv. Intermed. (Plenum)* **1983**, 3, 427; Ambroz, H.B.; Kemp, T.J. *Chem. Soc. Rev.* **1979**, 8, 353; Modena, G.; Tonellato, U. *Adv. Phys. Org. Chem.* **1971**, 9, 185; Stang, P.J. *Prog. Org. Chem.* **1973**, 10, 205. See also, Charton, M. *Mol. Struct. Energ.* **1987**, 4, 271. For a computational study, see Glaser, R.; Horan, C.J.; Lewis, M.; Zollinger, H. *J. Org. Chem.* **1999**, 64, 902.

²⁸For a review, see Zollinger, H. *Angew. Chem. Int. Ed.* **1978**, 17, 141. For discussions, see Swain, C.G.; Sheats, J.E.; Harbison, K.G. *J. Am. Chem. Soc.* **1975**, 97, 783, 796; Burri, P.; Wahl, Jr., G.H.; Zollinger, H. *Helv. Chim. Acta* **1974**, 57, 2099; Richey Jr., H.G.; Richey, J.M., in Olah, G.A.; Schleyer, P.v.R. *Carbonium Ions*, Vol. 2, Wiley, NY, **1970**, pp. 922–931; Zollinger, H. *Azo and Diazo Chemistry*, Wiley, NY, **1961**, pp. 138–142; Miller, J. *Aromatic Nucleophilic Substitution*, Elsevier, NY, **1968**, pp. 29–40.

²⁹Lewis, E.S.; Miller, E.B. *J. Am. Chem. Soc.* **1953**, 75, 429.

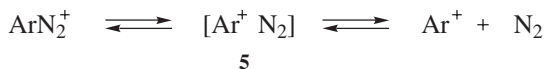
³⁰Swain, C.G.; Sheats, J.E.; Gorenstein, D.G.; Harbison, K.G. *J. Am. Chem. Soc.* **1975**, 97, 791.

³¹See Apeloig, Y.; Arad, D. *J. Am. Chem. Soc.* **1985**, 107, 5285.

³²For discussions, see Williams, D.L.H.; Buncl, E. *Isot. Org. Chem.* Vol. 5, Elsevier, Amsterdam, The Netherlands, **1980**, 147, 212; Zollinger, H. *Pure Appl. Chem.* **1983**, 55, 401.

material contained not only $\text{Ar}^{15}\overset{\text{H}}{\text{N}}\equiv\text{N}$, but also $\text{Ar}\overset{\text{H}}{\text{N}}\equiv\overset{15}{\text{N}}$.^{33,34} This could arise only if the nitrogen breaks away from the ring and then returns. Additional evidence was obtained by treating $\text{Ph}\overset{\text{H}}{\text{N}}\equiv\overset{15}{\text{N}}$ with unlabeled N_2 at various pressures. At 300 atm, the recovered product had lost $\sim 3\%$ of the labeled nitrogen, indicating that PhN_2^+ was exchanging with atmospheric N_2 .³⁴

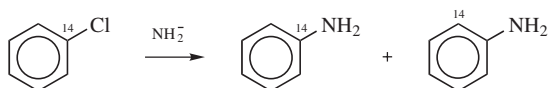
There is kinetic and other evidence³⁵ that step 1 is more complicated and involves two steps, both reversible:



Intermediate **5**, which is probably some kind of a tight ion–molecule pair, has been trapped with carbon monoxide.³⁶

The Benzyne Mechanism³⁷

Some aromatic nucleophilic substitutions are clearly different in character from those that occur by the $\text{S}_{\text{N}}\text{Ar}$ mechanism (or the $\text{S}_{\text{N}}1$ mechanism). These substitutions occur on aryl halides that have no activating groups; bases are required that are stronger than those normally used; and most interesting of all, the incoming group does not always take the position vacated by the leaving group. That the latter statement is true was elegantly demonstrated by the reaction of 1-¹⁴C-chlorobenzene with potassium amide:



The product consisted of almost equal amounts of aniline labeled in the 1 position and in the 2 position.³⁸

³³Lewis, E.S.; Kotcher, P.G. *Tetrahedron* **1969**, *25*, 4873; Lewis, E.S.; Holliday, R.E. *J. Am. Chem. Soc.* **1969**, *91*, 426; Tröndlin, F.; Medina, R.; Rüchardt, C. *Chem. Ber.* **1979**, *112*, 1835.

³⁴Bergstrom, R.G.; Landell, R.G.M.; Wahl Jr., G.H.; Zollinger, H. *J. Am. Chem. Soc.* **1976**, *98*, 3301.

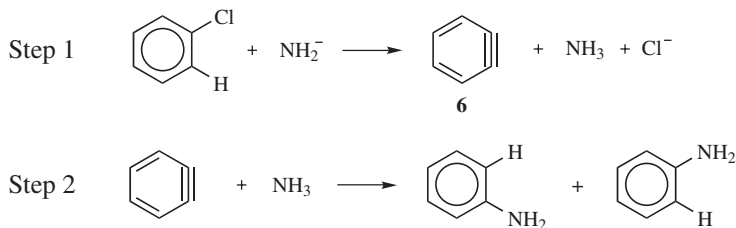
³⁵Szele, I.; Zollinger, H. *Helv. Chim. Acta* **1981**, *64*, 2728.

³⁶Ravenscroft, M.D.; Skrabal, P.; Weiss, B.; Zollinger, H. *Helv. Chim. Acta* **1988**, *71*, 515.

³⁷For a monograph, see Hoffmann, R.W. *Dehydrobenzene and Cycloalkynes*, Academic Press, NY, **1967**. For reviews, see Gilchrist, T.L., in Patai, S.; Rappoport, Z. *The Chemistry of Functional Groups, Supplement C* pt. 1, Wiley, NY, **1983**, pp. 383–419; Bryce, M.R.; Vernon, J.M. *Adv. Heterocycl. Chem.* **1981**, *28*, 183; Levin R.H. *React. Intermed.* (Wiley) **1985**, *3*, 1; **1981**, *2*, 1; **1978**, *1*, 1; Nefedov, O.M.; D'yachenko, A.I.; Prokof'ev, A.K. *Russ. Chem. Rev.* **1977**, *46*, 941; Fields, E.K., in McManus, S.P. *Organic Reactive Intermediates*, Academic Press, NY, **1973**, pp. 449–508; Heaney, H. *Fortschr. Chem. Forsch.* **1970**, *16*, 35; *Essays Chem.* **1970**, *1*, 95; Hoffmann, R.W., in Viehe, H.G. *Acetylenes*, Marcel Dekker, NY, **1969**, pp. 1063–1148; Fields, E.K.; Meyerson, S. *Adv. Phys. Org. Chem.* **1968**, *6*, 1; Witting, G. *Angew. Chem. Int. Ed.* **1965**, *4*, 731.

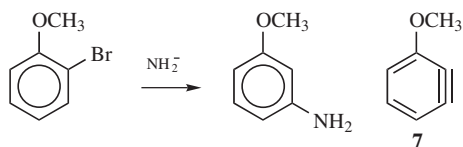
³⁸Roberts, J.D.; Semenov, D.A.; Simmons, H.E.; Carlsmith, L.A. *J. Am. Chem. Soc.* **1965**, *78*, 601.

A mechanism that can explain all these facts involves elimination followed by addition. In step 1, a suitable base removes the ortho hydrogen, with subsequent (or concomitant) loss of the chlorine (leaving group) to



generate symmetrical intermediate **6**³⁹ is called benzyne (see below).⁴⁰ In step 2, benzyne is attacked by the NH_3 at either of two positions, which explains why about half of the aniline produced from the radioactive chlorobenzene was labeled at the 2 position. The fact that the 1 and 2 positions were not labeled equally is the result of a small isotope effect. Other evidence for this mechanism is the following:

1. If the aryl halide contains two ortho substituents, the reaction should not be able to occur. This is indeed the case.³⁶
2. It had been known many years earlier that aromatic nucleophilic substitution occasionally results in substitution at a different position. This is called *cine substitution*⁴¹ and can be illustrated by the conversion of *o*-bromoanisole to *m*-aminoanisole.⁴² In this particular case, only the meta isomer is



formed. The reason a 1:1 mixture is not formed is that the intermediate **7** is not symmetrical and the methoxy group directs the incoming group meta, but not ortho (see p. 867). However, not all cine substitutions proceed by this kind of mechanism (see **13-30**).

3. The fact that the order of halide reactivity is $\text{Br} > \text{I} > \text{Cl} > \text{F}$ (when the reaction is performed with KNH_2 in liquid NH_3) shows that the $\text{S}_{\text{N}}\text{Ar}$ mechanism is not operating here.³⁸

³⁹For a discussion of the structure of *m*- and *p*-benzynes, see Hess, Jr., B.A. *Eur. J. Org. Chem.* **2001**, 2185.

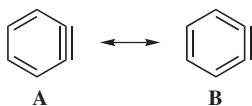
⁴⁰For other methods to generate benzyne, see Kitamura, T.; Meng, Z.; Fujiwara, Y. *Tetrahedron Lett.* **2000**, 41, 6611, and references cited therein; Kawabata, H.; Nishino, T.; Nishiyama, Y.; Sonoda, N. *Tetrahedron Lett.* **2002**, 43, 4911, and references cited therein.

⁴¹For a review, see Suwiński, J.; Wierczek, K. *Tetrahedron* **2001**, 57, 1639.

⁴²This example is from Gilman, H.; Avakian, S. *J. Am. Chem. Soc.* **1945**, 67, 349. For a table of many such examples, see Bunnett, J.F.; Zahler, R.E. *Chem. Rev.* **1951**, 49, 273, p. 385.

In the conversion of the substrate to **7**, either proton removal or subsequent loss of halide ion can be rate determining. In fact, the unusual leaving-group order just mentioned ($\text{Br} > \text{I} > \text{Cl}$) stems from a change in the rate-determining step. When the leaving group is Br or I, proton removal is rate-determining and the rate order for this step is $\text{F} > \text{Cl} > \text{Br} > \text{I}$. When Cl or F is the leaving group, cleavage of the C–X bond is rate determining and the order for this step is $\text{I} > \text{Br} > \text{Cl} > \text{F}$. Confirmation of the latter order was found in a direct competitive study. *meta*-Dihalo-benzenes in which the two halogens are different were treated with NH_2^- .⁴³ In such compounds, the most acidic hydrogen is the one between the two halogens; when it leaves, the remaining anion can lose either halogen. Therefore, a study of which halogen is preferentially lost provides a direct measure of leaving-group ability. The order was found to be $\text{I} > \text{Br} > \text{Cl}$.^{43,44}

Species, such as **6** and **7**, are called *benzynes* (sometimes *dehydrobenzenes*), or more generally, *arynes*,⁴⁵ and the mechanism is known as the *benzyne mechanism*. Benzynes are very reactive. Neither benzyne nor any other aryne has yet been isolated under ordinary conditions,⁴⁶ but benzyne has been isolated in an argon matrix at 8 K,⁴⁷ where its IR spectrum could be observed. In addition, benzynes can be trapped; for example, they undergo the Diels–Alder reaction (see **15-60**). Note that the extra pair of electrons does not affect the



aromaticity. However, evaluation by a series of aromaticity indicators, including magnetic susceptibility anisotropies and exaltations, nucleus-independent chemical shifts (NICS), and aromatic stabilization energies, and valence-bond Pauling resonance energies point to the *o*-benzyne $>$ *m*-benzyne $>$ *p*-benzyne aromaticity order.⁴⁸ The relative order with respect to benzene depends on the aromaticity criterion.⁴⁸ The aromatic sextet from the aromatic precursor functions as a closed ring, and the two additional electrons are merely located in a π orbital that covers only two carbons. Benzynes do not have a formal triple bond, since two canonical forms (**A** and **B**) contribute to the hybrid. The IR spectrum, mentioned above, indicates that **A** contributes more than **B**. Not only benzene rings, but other aromatic

⁴³Bunnett, J.F.; Kearley, Jr., F.J. *J. Org. Chem.* **1971**, *36*, 184.

⁴⁴For a discussion of the diminished reactivity of ortho-substituted bromides, see Kalendra, D.M.; Sickles, B.R. *J. Org. Chem.* **2003**, *68*, 1594.

⁴⁵For the use of arynes in organic synthesis see Pellissier, H.; Santelli, M. *Tetrahedron* **2003**, *59*, 701.

⁴⁶For the measurement of aryne lifetimes in solution, see Gaviña, F.; Luis, S.V.; Costero, A.M.; Gil, P. *Tetrahedron* **1986**, *42*, 155.

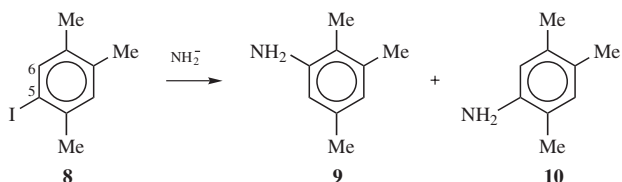
⁴⁷Chapman, O.L.; Mattes, K.; McIntosh, C.L.; Pacansky, J.; Calder, G.V.; Orr, G. *J. Am. Chem. Soc.* **1973**, *95*, 6134. For the IR spectrum of pyridyne trapped in a matrix, see Nam, H.; Leroi, G.E. *J. Am. Chem. Soc.* **1988**, *110*, 4096. For spectra of transient arynes, see Berry, R.S.; Spokes, G.N.; Stiles, M. *J. Am. Chem. Soc.* **1962**, *84*, 3570; Brown, R.D.; Godfrey, P.D.; Rodler, M. *J. Am. Chem. Soc.* **1986**, *108*, 1296.

⁴⁸DeProft, F.; Schleyer, P.v.R.; van Lenthe, J.H.; Stahl, F.; Geerlings, P. *Chem. Eur. J.* **2002**, *8*, 3402.

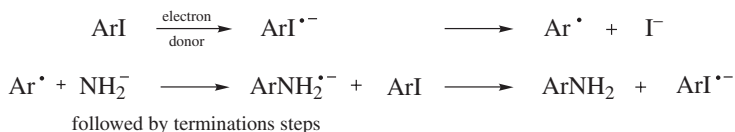
rings⁴⁹ and even nonaromatic rings (p. 475) can react through this kind of intermediate. Of course, the non-aromatic rings do have a formal triple bond. When a benzyne unit is fused to a small ring, strain induced regioselectivity observed in its reactions.⁵⁰

The $S_{RN}1$ Mechanism

When 5-iodo-1,2,4-trimethylbenzene **7** was treated with KNH_2 in NH_3 , **8** and **10** were formed in the ratio 0.63:1. From what we have already seen, the presence of an unactivated substrate, a strong base, and the occurrence of cine substitution along with normal substitution would be strong indications of a benzyne mechanism. Yet if that were so, the 6-iodo isomer of **8** should have given **9** and **10** in the same ratio (because the same aryne intermediate would be formed in both cases), but in this case the ratio of **9**–**10** was 5.9:1 (the chloro and bromo analogs did give the same ratio, 1.46:1, showing that the benzyne mechanism may be taking place there).



To explain the iodo result, it has been proposed⁵¹ that besides the benzyne mechanism, this free-radical mechanism is also operating here:



This is called the $S_{RN}1$ mechanism,⁵² and many other examples are known (see **13-3**, **13-4**, **13-6**, **13-14**). The IUPAC designation is $T + D_N + A_N$.⁵³ Note that the

⁴⁹For reviews of *hetarynes* (benzyne intermediates in heterocyclic rings), see van der Plas, H.C.; Roeterdink, F., in Patai, S.; Rappoport, Z. *The Chemistry of Functional Groups, Supplement C*, pt. 1, Wiley, NY, **1983**, pp. 421–511; Reinecke, M.G. *React. Intermed. (Plenum)* **1982**, 2, 367; *Tetrahedron* **1982**, 38, 427; den Hertog, H.J.; van der Plas, H.C., in Viehe, H.G. *Acetylenes*, Marcel Dekker, NY, **1969**, pp. 1149–1197, *Adv. Heterocycl. Chem.* **1971**, 40, 121; Kauffmann, T.; Wirthwein, R. *Angew. Chem, Int. Ed.* **1971**, 10, 20; Kauffmann, T. *Angew. Chem, Int. Ed.* **1965**, 4, 543; Hoffmann, R.W. *Dehydrobenzene and Cycloalkynes*, Academic Press, NY, **1967**, pp. 275–309.

⁵⁰Hamura, T.; Ibusuki, Y.; Sato, K.; Matsumoto, T.; Osamura, Y.; Suzuki, K. *Org. Lett.* **2003**, 5, 3551.

⁵¹Kim, J.K.; Bunnett, J.F. *J. Am. Chem. Soc.* **1970**, 92, 7463, 7464.

⁵²For a monograph, see Rossi, R.A.; de Rossi, R.H. *Aromatic Substitution by the $S_{RN}1$ Mechanism*, American Chemical Society, Washington, 1983. For reviews, see Savéant, J. *Adv. Phys. Org. Chem.* **1990**, 26, 1; Russell, G.A. *Adv. Phys. Org. Chem.* **1987**, 23, 271; Norris, R.K. in Patai, S. Rappoport, Z. *The Chemistry of Functional Groups, Supplement D*, pt. 1, Wiley, NY, **1983**, pp. 681–701; Chanon, M.; Tobe, M.L. *Angew. Chem, Int. Ed.* **1982**, 21, 1; Rossi, R.A. *Acc. Chem. Res.* **1982**, 15, 164; Beletskaya, I.P.; Drozd, V.N. *Russ. Chem. Rev.* **1979**, 48, 431; Bunnett, J.F. *Acc. Chem. Res.* **1978**, 11, 413; Wolfe, J.F.; Carver, D.R. *Org. Prep. Proced. Int.* **1978**, 10, 225. For a review of this mechanism with aliphatic substrates, see Rossi, R.A.; Pierini, A.B.; Palacios, S.M. *Adv. Free Radical Chem. (Greenwich, Conn.)* **1990**, 1, 193. For 'thermal' $S_{RN}1$ reactions, see Costentin, C.; Hapiot, P.; Médebielle, M.; Savéant, J.-M. *J. Am. Chem. Soc.* **1999**, 121, 4451.

⁵³The symbol T is used for electron transfer.

last step of the mechanism produces $\text{ArI}^{\bullet-}$ radical ions, so the process is a chain mechanism (see p. 936).⁵⁴ An electron donor is required to initiate the reaction. In the case above it was solvated electrons from KNH_2 in NH_3 . Evidence was that the addition of potassium metal (a good producer of solvated electrons in ammonia) completely suppressed the cine substitution. Further evidence for the $\text{S}_{\text{RN}}1$ mechanism was that addition of radical scavengers (which would suppress a free-radical mechanism) led to **9:10** ratios much closer to 1.46:1. Numerous other observations of $\text{S}_{\text{RN}}1$ mechanisms that were stimulated by solvated electrons and inhibited by radical scavengers have also been recorded.⁵⁵ Further evidence for the $\text{S}_{\text{RN}}1$ mechanism in the case above was that some 1,2,4-trimethylbenzene was found among the products. This could easily be formed by abstraction by Ar^{\bullet} of H from the solvent NH_3 . Besides initiation by solvated electrons,⁵⁶ $\text{S}_{\text{RN}}1$ reactions have been initiated photochemically,⁵⁷ electrochemically,⁵⁸ and even thermally.⁵⁹

The $\text{S}_{\text{RN}}1$ reactions have a fairly wide scope. The efficiency of the reaction has been traced to the energy level of the radical anion of the substitution product.⁶⁰ There is no requirement for activating groups or strong bases, but in DMSO haloaromatics are less reactive as the stability of the anion increases.⁶¹ The reaction has also been done in liquid ammonia, promoted by ultrasound (p. 349),⁶² and ferrous ion has been used as a catalyst.⁶³ Alkyl, alkoxy, aryl, and COO^- groups do not interfere, although Me_2N , O^- , and NO_2 groups do interfere. Cine substitution is not found.

Other Mechanisms

There is no clear-cut proof that a one-step $\text{S}_{\text{N}}2$ mechanism, so important at a saturated carbon, ever actually occurs with an aromatic substrate. The hypothetical aromatic $\text{S}_{\text{N}}2$ process is sometimes called the *one-stage* mechanism to distinguish it from the *two-stage* $\text{S}_{\text{N}}\text{Ar}$ mechanism. A “clean” example of a $\text{S}_{\text{RN}}2$ reaction has been reported, the conversion of **11** to **12** in methanol.⁶⁴ Both the $\text{S}_{\text{RN}}1$ and $\text{S}_{\text{RN}}2$ reactions have been reviewed.⁶⁵

⁵⁴For a discussion, see Amatore, C.; Pinson, J.; Savéant, J.; Thiébaud, A. *J. Am. Chem. Soc.* **1981**, *103*, 6930.

⁵⁵Bunnett, J.F. *Acc. Chem. Res.* **1978**, *11*, 413.

⁵⁶Savéant, J.-M. *Tetrahedron* **1994**, *50*, 10117.

⁵⁷For reviews of photochemical aromatic nucleophilic substitutions, see Cornelisse, J.; de Gunst, G.P.; Havinga, E. *Adv. Phys. Org. Chem.* **1975**, *11*, 225; Cornelisse, J. *Pure Appl. Chem.* **1975**, *41*, 433; Pietra, F. *Q. Rev. Chem. Soc.* **1969**, *23*, 504, p. 519.

⁵⁸For a review, see Savéant, J. *Acc. Chem. Res.* **1980**, *13*, 323. See also, Alam, N.; Amatore, C.; Combellas, C.; Thiébaud, A.; Verpeaux, J.N. *J. Org. Chem.* **1990**, *55*, 6347.

⁵⁹Swartz, J.E.; Bunnett, J.F. *J. Org. Chem.* **1979**, *44*, 340, and references cited therein.

⁶⁰Galli, C.; Gentili, P.; Guarnieri, A. *Gazz. Chim. Ital.*, **1995**, *125*, 409.

⁶¹Borosky, G.L.; Pierini, A.B.; Rossi, R.A. *J. Org. Chem.* **1992**, *57*, 247.

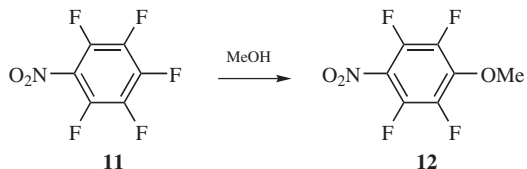
⁶²Manzo, P.G.; Palacios, S.M.; Alonso, R.A. *Tetrahedron Lett.* **1994**, *35*, 677.

⁶³Galli, C.; Gentili, P.; *J. Chem. Soc. Perkin Trans. 2* **1993**, 1135.

⁶⁴Marquet, J.; Jiang, Z.; Gallardo, I.; Battle, A.; Cayón, E. *Tetrahedron Lett.* **1993**, *34*, 2801. Also see, Keegstra, M.A. *Tetrahedron* **1992**, *48*, 2681.

⁶⁵Rossi, R.A.; Palacios, S.M. *Tetrahedron* **1993**, *49*, 4485.

Some of the reactions in this chapter operate by still other mechanisms, among them an addition–elimination mechanism (see **13-17**). A new mechanism has been reported in aromatic chemistry, a reductively activated ‘polar’ nucleophilic aromatic substitution.⁶⁶ The reaction of phenoxide with *p*-dinitrobenzene in DMF shows radical features that cannot be attributed to a radical anion, and it is not $S_{RN}2$. The new designation was proposed to account for these results.



REACTIVITY

The Effect of Substrate Structure

In the discussion of electrophilic aromatic substitution (Chapter 11) equal attention was paid to the effect of substrate structure on reactivity (activation or deactivation) and on orientation. The question of orientation was important because in a typical substitution there are four or five hydrogens that could serve as leaving groups. This type of question is much less important for aromatic nucleophilic substitution, since in most cases there is only one potential leaving group in a molecule. Therefore attention is largely focused on the reactivity of one molecule compared with another and not on the comparison of the reactivity of different positions within the same molecule.

S_NAr Mechanism. These substitutions are accelerated by electron-withdrawing groups, especially in positions ortho and para to the leaving group⁶⁷ and hindered by electron-attracting groups. This is, of course, opposite to the effects of these groups on electrophilic substitutions, and the reasons are similar to those discussed in Chapter 11 (p. 660). Table 13.1 contains a list of groups arranged approximately in order of activating or deactivating ability.⁶⁸ Nitrogen atoms are also strongly activating (especially to the α and γ positions) and are even more so when quaternized.⁶⁹ Both 2- and 4-chloropyridine, for example, are often used as substrates. Heteroaromatic amine *N*-oxides are readily attacked by nucleophiles in the 2 and 4 positions, but the oxygen is generally lost in these reactions.⁷⁰

⁶⁶Marquet, J.; Casado, F.; Cervera, M.; Espín, M.; Gallardo, I.; Mir, M.; Niat, M. *Pure Appl. Chem.* **1995**, *67*, 703.

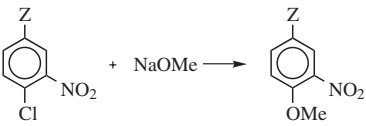
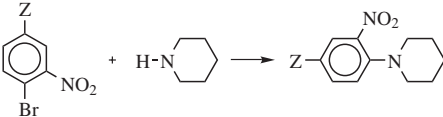


⁶⁷The effect of meta substituents has been studied much less, but it has been reported that here too, electron-withdrawing groups increase the rate: See Nurgatin, V.V.; Shamin, G.P.; Ginzburg, B.M. *J. Org. Chem, USSR* **1983**, *19*, 343.

⁶⁸For additional tables of this kind, see Miller, J. *Aromatic Nucleophilic Substitution*, Elsevier, NY, **1968**, pp. 61–136.

⁶⁹Miller, J.; Parker, A.J. *Aust. J. Chem.* **1958**, *11*, 302.

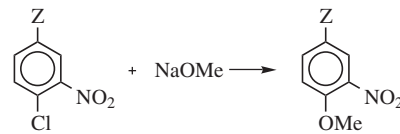
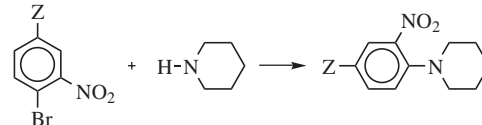
⁷⁰Berliner, E.; Monack, L.C. *J. Am. Chem. Soc.* **1952**, *74*, 1574.

TABLE 13.1. Groups Listed in Approximate Descending Order of Activating Ability in the S_NAr Mechanism⁶⁸

	at 0°C ⁷¹ (a) ^a		
	at 25°C ⁷² (a) ^a		
	Relative Rate of Reaction		
Comments ^b	Group Z	(a) H = 1 ⁶⁹	(b) NH ₂ = 1 ⁷⁰
Activates halide exchange at room temperature	N ₂ ⁺		
Activates reaction with strong nucleophiles at room temperature	 (heterocyclic)		
Activate reactions with strong nucleophiles at 80–100°C	NO	5.22 × 10 ⁶	Very fast
	NO ₂	6.73 × 10 ⁵	
With nitro also present, activate reactions with strong nucleophiles at room temperature	 (heterocyclic)		
	SO ₂ Me		
	NMe ₃ ⁺		
	CF ₃		
	CN	3.81 × 10 ⁴	
With nitro also present, activate reactions with strong nucleophiles at 40–60°C	CHO	2.02 × 10 ⁴	
	COR		
	COOH		
	SO ₃ ⁻		
	Br		6.31 × 10 ⁴
	Cl		4.50 × 10 ⁴
	I		4.36 × 10 ⁴
	COO ⁻		2.02 × 10 ⁴
	H		8.06 × 10 ³
	F		2.10 × 10 ³
	CMe ₃		1.37 × 10 ³
Me		1.17 × 10 ³	
			(continued)

⁷¹For reviews of reactivity of nitrogen-containing heterocycles, see Illuminati, G. *Adv. Heterocycl. Chem.* **1964**, 3, 285; Shepherd, R.G.; Fedrick, J.L. *Adv. Heterocycl. Chem.* **1965**, 4, 145.⁷²For reviews, see Albini, A.; Pietra, S. *Heterocyclic N-Oxides*; CRC Press: Boca Raton, FL, **1991**, pp. 142–180; Katritzky, A.R.; Lagowski, J.M. *Chemistry of the Heterocyclic N-Oxides*, Academic Press, NY, **1971**, pp. 258–319, 550–553.

TABLE 13.1. (Continued)

	at 0°C ⁷¹ (a)		
	at 25°C ⁷² (a)		
	Relative Rate of Reaction		
Comments ^b	Group Z	(a) H = 1 ⁶⁹	(b) NH ₂ = 1 ⁷⁰
	OMe		145
	NMe ₂		9.77
	OH		4.70
	NH ₂		1

^aFor reaction (a) the rates are relative to H; for (b) they are relative to NH₂.

^bThe comments on the left column are from Ref. 73.

The most highly activating group, N₂⁺, is seldom deliberately used to activate a reaction, but it sometimes happens that in the diazotization of a compound, such as *p*-nitroaniline or *p*-chloroaniline, the group para to the diazonium group is replaced by OH from the solvent or by X from ArN₂⁺ X⁻, to the surprise and chagrin of the investigator, who was trying only to replace the diazonium group and to leave the para group untouched. By far, the most common activating group is the nitro group and the most common substrates are 2,4-dinitrophenyl halides and 2,4,6-trinitrophenyl halides (also called picryl halides).⁷⁴ Polyfluorobenzenes⁷⁵ (e.g., C₆F₆), also undergo aromatic nucleophilic substitution quite well.⁷⁶ Benzene rings that lack activating substituents are generally not useful substrates for the S_NAr mechanism, because the two extra electrons in **1** are in an antibonding orbital (p. 34). Activating groups, by withdrawing electron density, are able to stabilize the intermediates and the

⁷³Bunnett, J.F.; Zahler, R.E. *Chem. Rev.* **1951**, *49*, 273, p. 308.

⁷⁴For a review of the activating effect of nitro groups, see de Boer, T.J.; Dirkx, I.P., in Feuer, H. *The Chemistry of the Nitro and Nitroso Groups*, pt. 1, Wiley, NY, **1970**, pp. 487–612.

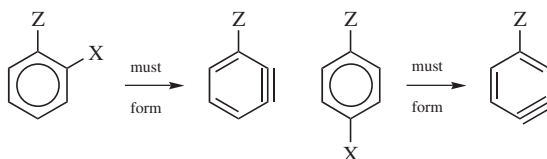
⁷⁵Fluorine significantly activates ortho and meta positions, and slightly deactivates (see Table 13.1) para positions: Chambers, R.D.; Seabury, N.J.; Williams, D.L.H.; Hughes, N. *J. Chem. Soc. Perkin Trans. 1* **1988**, 255.

⁷⁶For reviews, see Yakobson, G.G.; Vlasov, V.M. *Synthesis* **1976**, 652; Kobrina, L.S. *Fluorine Chem. Rev.* **1974**, *7*, 1.

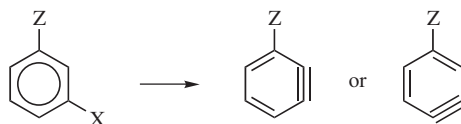
transition states leading to them. Reactions taking place by the S_NAr mechanism are also accelerated when the aromatic ring is coordinated with a transition metal.⁷⁷

Just as electrophilic aromatic substitutions were found more or less to follow the Hammett relationship (with σ^+ instead of σ ; see p. 402), so do nucleophilic substitutions, with σ^- instead of σ for electron-withdrawing groups.⁷⁸

Benzyne Mechanism. Two factors affect the position of the incoming group, the first being the direction in which the aryne forms.⁷⁹ When there are groups ortho or para to the leaving group, there is no choice:



but when a meta group is present, the aryne can form in two different ways:



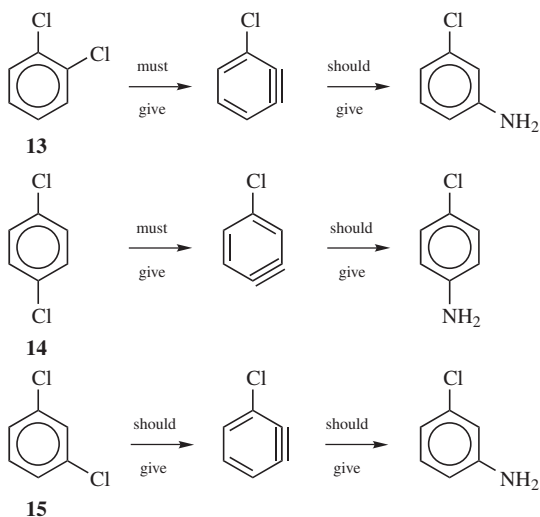
In such cases, the more acidic hydrogen is removed. Since acidity is related to the field effect of Z, it can be stated that an electron-attracting Z favors removal of the ortho hydrogen while an electron-donating Z favors removal of the para hydrogen. The second factor is that the aryne, once formed, can be attacked at two positions. The favored position for nucleophilic attack is the one that leads to the more stable carbanion intermediate, and this in turn also depends on the field effect of Z. For $-I$ groups, the more stable carbanion is the one in which the negative charge is closer to the substituent. These principles are illustrated by the reaction of the three dichlorobenzenes (**13-15**) with alkali-metal

⁷⁷For a review, see Balas, L.; Jhurry, D.; Latxague, L.; Grelier, S.; Morel, Y.; Hamdani, M.; Ardoin, N.; Astruc, D. *Bull. Soc. Chim. Fr.* **1990**, 401. For a discussion of iron assisted nucleophilic aromatic substitution on the solid phase, see Ruhland, T.; Bang, K.S.; Andersen, K. *J. Org. Chem.* **2002**, 67, 5257.

⁷⁸For a discussion of linear free-energy relationships in this reaction, see Bartoli, G.; Todesco, P.E. *Acc. Chem. Res.* **1977**, 10, 125. For a list of σ^- values, see Table 9.4 on p. 404.

⁷⁹This analysis is from Roberts, J.D.; Vaughan, C.W.; Carlsmith, L.A.; Semenov, D.A. *J. Am. Chem. Soc.* **1956**, 78, 611. For a discussion, see Hoffmann, R.W. *Dehydrobenzene and Cycloalkynes*, Academic Press, NY, **1973**, pp. 134–150.

amides to give the predicted products shown.



In each case, the predicted product was the one chiefly formed.⁸⁰ The observation that *m*-aminoanisole is obtained, mentioned on p. 860, is also in accord with these predictions.

The Effect of the Leaving Group⁸¹

The common leaving groups in aliphatic nucleophilic substitution (halide, sulfate, sulfonate, NR_3^+ , etc.) are also common leaving groups in aromatic nucleophilic substitutions, but the groups NO_2 , OR, OAr, SO_2R ,⁸² and SR, which are not generally lost in aliphatic systems, are leaving groups when attached to aromatic rings. Surprisingly, NO_2 is a particularly good leaving group.⁸³ An approximate order of leaving-group ability is⁸⁴ $\text{F} > \text{NO}_2 > \text{OTs} > \text{SOPh} > \text{Cl}$, Br, I $> \text{N}_3 > \text{NR}_3^+ > \text{OAr}$, OR, SR, NH_2 . However, this depends greatly on the nature of the nucleophile, as illustrated by the fact that $\text{C}_6\text{Cl}_5\text{OCH}_3$ treated with NH_2^- gives mostly $\text{C}_6\text{Cl}_5\text{NH}_2$; that is, one methoxy group is replaced in preference to five chlorines.⁸⁵ As usual, OH can be a leaving group if it is converted to an inorganic ester. Among

⁸⁰Wotiz, J.H.; Huba, F. *J. Org. Chem.* **1959**, *24*, 595. Eighteen other reactions also gave products predicted by these principles. See also, Caubere, P.; Lalloz, L. *Bull. Soc. Chim. Fr.* **1974**, 1983, 1989, 1996; Biehl, E.R.; Razzuk, A.; Jovanovic, M.V.; Khanapure, S.P. *J. Org. Chem.* **1986**, *51*, 5157.

⁸¹For a review, see Miller, J. *Aromatic Nucleophilic Substitution*, Elsevier, NY, **1968**, pp. 137–179.

⁸²See, for example, Furukawa, N.; Ogawa, S.; Kawai, T.; Oae, S. *J. Chem. Soc. Perkin Trans. 1* **1984**, 1839.

⁸³For a review, see Beck, J.R. *Tetrahedron* **1978**, *34*, 2057. See also, Effenberger, F.; Koch, M.; Streicher, W. *Chem. Ber.* **1991**, *24*, 163.

⁸⁴Loudon, J.D.; Shulman, N. *J. Chem. Soc.* **1941**, 772; Suhr, H. *Chem. Ber.* **1963**, *97*, 3268.

⁸⁵Kobrina, L.S.; Yakobson, G.G. *J. Gen. Chem. USSR* **1963**, *33*, 3238.

the halogens, fluoro is generally a much better leaving group than the other halogens, which have reactivities fairly close together. The order is usually $\text{Cl} > \text{Br} > \text{I}$, but not always.⁸⁶ The leaving-group order is quite different from that for the $\text{S}_{\text{N}}1$ or $\text{S}_{\text{N}}2$ mechanisms. The most likely explanation is that the first step of the $\text{S}_{\text{N}}\text{Ar}$ mechanism is usually rate determining, and this step is promoted by groups with strong $-I$ effects. This would explain why fluoro and nitro are such good leaving groups when this mechanism is operating. Fluoro is the poorest leaving group of the halogens when the second step of the $\text{S}_{\text{N}}\text{Ar}$ mechanism is rate determining or when the benzyne mechanism is operating. The four halogens, as well as SPh , NMe_3^+ , and $\text{OPO}(\text{OEt})_2$, have been shown to be leaving groups in the $\text{S}_{\text{RN}}1$ mechanism.⁵⁵ The only important leaving group in the $\text{S}_{\text{N}}1$ mechanism is N_2^+ .

The Effect of the Attacking Nucleophile⁸⁷

It is not possible to construct an invariant nucleophilicity order because different substrates and different conditions lead to different orders of nucleophilicity, but an overall approximate order is $\text{NH}_2^- > \text{Ph}_3\text{C}^- > \text{PhNH}^-$ (aryne mechanism) $> \text{ArS}^- > \text{RO}^- > \text{R}_2\text{NH} > \text{ArO}^- > \text{OH}^- > \text{ArNH}_2 > \text{NH}_3 > \text{I}^- > \text{Br}^- > \text{Cl}^- > \text{H}_2\text{O} > \text{ROH}$.⁸⁸ As with aliphatic nucleophilic substitution, nucleophilicity is generally dependent on base strength and nucleophilicity increases as the attacking atom moves down a column of the periodic table, but there are some surprising exceptions, for example, OH^- , a stronger base than ArO^- , is a poorer nucleophile.⁸⁹ In a series of similar nucleophiles, such as substituted anilines, nucleophilicity is correlated with base strength. Oddly, the cyanide ion is not a nucleophile for aromatic systems, except for sulfonic acid salts and in the von Richter (13-30) and Rosenmund-von Braun (13-8) reactions, which are special cases.

REACTIONS

In the first part of this section, reactions are classified according to attacking species, with all leaving groups considered together, except for hydrogen and N_2^+ , which are treated subsequently. Finally, a few rearrangement reactions are discussed.

⁸⁶Reinheimer, J.D.; Taylor, R.C.; Rohrbaugh, P.E. *J. Am. Chem. Soc.* **1961**, *83*, 835; Ross, S.D. *J. Am. Chem. Soc.* **1959**, *81*, 2113; Bunnett, J.F.; Garbisch Jr., E.W.; Pruitt, K.M. *J. Am. Chem. Soc.* **1957**, *79*, 385; Parker, R.E.; Read, T.O. *J. Chem. Soc.* **1962**, *9*, 3149; Litvinenko, L.M.; Shpan'ko, L.V.; Korostylev, A.P. *Doklad. Chem.* **1982**, *266*, 309.

⁸⁷For a review, see Miller, J. *Aromatic Nucleophilic Substitution*, Elsevier, NY, **1968**, pp. 180–233.

⁸⁸This list is compiled from data, in Bunnett, J.F.; Zahler, R.E. *Chem. Rev.* **1951**, *49*, 273, p. 340; Bunnett, J.F. *Q. Rev. Chem. Soc.* **1958**, *12*, 1, p. 13; Sauer, J.; Huisgen, R. *Angew. Chem.* **1960**, *72*, 294, p. 311; Bunnett, J.F. *Annu. Rev. Phys. Chem.* **1963**, *14*, 271.

⁸⁹For studies of nucleophilicity in the $\text{S}_{\text{RN}}1$ mechanism, see Amatore, C.; Combellas, C.; Robveille, S.; Savéant, J.; Thiébault, A. *J. Am. Chem. Soc.* **1986**, *108*, 4754, and references cited therein.

ALL LEAVING GROUPS EXCEPT HYDROGEN AND N₂⁺

A. Oxygen Nucleophiles

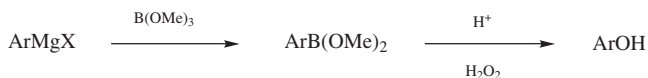
13-1 Hydroxylation of Aromatic Compounds

Hydroxy-de-halogenation



Aryl halides are converted to phenols if activating groups are present or if exceedingly strenuous conditions are employed.⁹⁰ When the reaction is carried out at high temperatures, cine substitution is observed, indicating a benzyne mechanism.⁹¹ The reaction has been done using NaOH on Montmorillonite K10 and AgNO₃ with microwave irradiation.⁹²

A slightly related reaction involves the amino group of naphthylamines can be replaced by a hydroxyl group by treatment with aqueous bisulfite.⁹³ The scope is greatly limited; the amino group (which may be NH₂ or NHR) must be on a naphthalene ring, with very few exceptions. The reaction is reversible (see **13-6**), and both the forward and reverse reactions are called the *Bucherer reaction*.



An indirect method for conversion of an aryl halide to a phenol involves initial conversion to an organometallic, followed by oxidation to the phenol. For the conversion of aryl Grignard reagents to phenols, a good procedure is the use of trimethyl borate followed by oxidation with H₂O₂ in acetic acid⁹⁴ (see **12-31**). Phenols have been obtained from unactivated aryl halides by treatment with borane and a metal such as lithium, followed by oxidation with alkaline H₂O₂.⁹⁵ Arylboronic acids, ArB(OH)₂, are oxidized by aqueous hydrogen peroxide to give the corresponding phenol.⁹⁶ The reaction of an aromatic compound with a borane in the

⁹⁰For a review of ⁻OH and ⁻OR as nucleophiles in aromatic substitution, see Fyfe, C.A., in Patai, S. *The Chemistry of the Hydroxyl Group*, pt. 1, Wiley, NY, **1971**, pp. 83–124.

⁹¹The benzyne mechanism for this reaction is also supported by ¹⁴C labeling experiments: Bottini, A.T.; Roberts, J.D. *J. Am. Chem. Soc.* **1957**, *79*, 1458; Dalman, G.W.; Neumann, F.W. *J. Am. Chem. Soc.* **1968**, *90*, 1601.

⁹²Hashemi, M.M.; Akhbari, M. *Synth. Commun.* **2004**, *34*, 2783.

⁹³For reviews, see Seeboth, H. *Angew. Chem, Int. Ed.* **1967**, *6*, 307; Gilbert, E.E. *Sulfonation and Related Reactions*; Wiley, NY, **1965**, pp. 166–169.

⁹⁴Hawthorne, M.F. *J. Org. Chem.* **1957**, *22*, 1001. For other procedures, see Lewis, N.J.; Gabhe, S.Y. *Aust. J. Chem.* **1978**, *31*, 2091; Hoffmann, R.W.; Ditrich, K. *Synthesis* **1983**, 107.

⁹⁵Pickles, G.M.; Thorpe, F.G. *J. Organomet. Chem.* **1974**, *76*, C23.

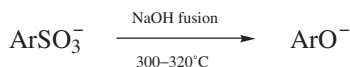
⁹⁶Simon, J.; Salzbrunn, S.; Prakash, G.K.S.; Petasis, N.A.; Olah, G.A. *J. Org. Chem.* **2001**, *66*, 633.

presence of an iridium catalyst, followed by oxidation with aqueous Oxone[®] gave the corresponding phenol.⁹⁷ Aryllithium reagents have been converted to phenols by treatment with oxygen.⁹⁸ In a related indirect method, arylthallium bis(trifluoroacetates) (prepared by **12-23**) can be converted to phenols by treatment with lead tetraacetate followed by triphenylphosphine and then dilute NaOH.⁹⁹ Diarylthallium trifluoroacetates undergo the same reaction.¹⁰⁰

OS I, 455; II, 451; V, 632. Also see, OS V, 918.

13-2 Alkali Fusion of Sulfonate Salts

Oxido-de-sulfonato-substitution



Aryl sulfonic acids can be converted, through their salts, to phenols, by alkali fusion. In spite of the extreme conditions, the reaction gives fairly good yields, except when the substrate contains other groups that are attacked by alkali at the fusion temperatures. Milder conditions can be used when the substrate contains activating groups, but the presence of deactivating groups hinders the reaction. The mechanism is obscure, but a benzyne intermediate has been ruled out by the finding that cine substitution does not occur.¹⁰¹

OS I, 175; III, 288.

13-3 Replacement by OR or OAr

Alkoxy-de-halogenation



This reaction is similar to **13-1** and, like that one, generally requires activated substrates.^{90,102} With unactivated substrates, side reactions predominate, though aryl methyl ethers have been prepared from unactivated chlorides by treatment with MeO⁻ in HMPA.¹⁰³ This reaction gives better yields than **13-1** and is

⁹⁷Maleczka Jr., R.E.; Shi, F.; Holmes, D.; Smith III, M.R. *J. Am. Chem. Soc.* **2003**, *125*, 7792.

⁹⁸Parker, K.A.; Koziski, K.A. *J. Org. Chem.* **1987**, *52*, 674. For other reagents, see Taddei, M.; Ricci, A. *Synthesis* **1986**, 633; Einhorn, J.; Luche, J.; Demerseman, P. *J. Chem. Soc. Chem. Commun.* **1988**, 1350.

⁹⁹Taylor, E.C.; Altland, H.W.; Danforth, R.H.; McGillivray, G.; McKillop, A. *J. Am. Chem. Soc.* **1970**, *92*, 3520.

¹⁰⁰Taylor, E.C.; Altland, H.W.; McKillop, A. *J. Org. Chem.* **1975**, *40*, 2351.

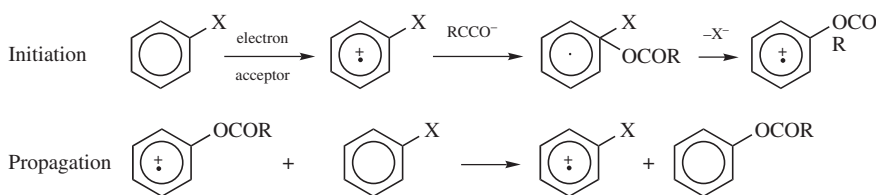
¹⁰¹Buzbee, L.R. *J. Org. Chem.* **1966**, *31*, 3289; Oae, S.; Furukawa, N.; Kise, M.; Kawanishi, M. *Bull. Chem. Soc. Jpn.* **1966**, *39*, 1212.

¹⁰²See Gujadhur, R.; Venkataraman, D. *Synth. Commun.* **2001**, *31*, 2865.

¹⁰³Shaw, J.E.; Kunerth, D.C.; Swanson, S.B. *J. Org. Chem.* **1976**, *41*, 732; Testaferri, L.; Tiecco, M.; Tingoli, M.; Chianelli, D.; Montanucci, M. *Tetrahedron* **1983**, *39*, 193.

used more often. A good solvent is liquid ammonia. Aryl chlorides react with phenol and KOH with microwave irradiation to give the diaryl ether.¹⁰⁴ Potassium phenoxide reacts with iodobenzene in an ionic solvent at 100°C with CuCl.¹⁰⁵ The NaOMe reacted with *o*- and *p*-fluoronitrobenzenes $\sim 10^9$ times faster in NH₃ at -70°C than in MeOH.¹⁰⁶ Phase-transfer catalysis has also been used.¹⁰⁷ Phenols reacted with aryl fluorides with K₂CO₃/DMSO¹⁰⁸ or aryl chlorides with KOH,¹⁰⁹ with microwave irradiation, to give the diaryl ether. Aryl carbonates react with aryl oxides.¹¹⁰ Phenolic compounds react with aryl fluorides in the presence of LiOH in DMF to give the diaryl ether.¹¹¹ Aryl iodides react with phenols in the presence of K₂CO₃, CuI and Raney nickel alloy.¹¹²

In addition to halides, leaving groups can be other OR, and so on, even OH.¹¹³ Acid salts, RCOO⁻, are sometimes used as nucleophiles. Good yields of aryl benzoates can be obtained by the treatment of aryl halides with cuprous benzoate in diglyme or xylene at 140–160°C.¹¹⁴ Unactivated substrates have been converted to carboxylic esters in low-to-moderate yields under oxidizing conditions.¹¹⁵ The following chain mechanism, called the S_{ON}2 mechanism,¹¹⁶ has been suggested:¹¹⁵



For aroxide nucleophiles, the reaction is promoted by copper salts,¹¹⁷ and when these are used, activating groups need not be present. Indeed, unactivated aryl

¹⁰⁴Rebeiro, G.L.; Khadilkar, B.M. *Synth. Commun.* **2003**, *33*, 1405.

¹⁰⁵In bmic BF₄, 1-butyl-3-methylimidazolium tetrafluoroborate: Chauhan, S.M.S.; Jain, N.; Kumar, A.; Srinivas, K.A. *Synth. Commun.* **2003**, *33*, 3607.

¹⁰⁶Kizner, T.A.; Shteingarts, V.D. *J. Org. Chem. USSR* **1984**, *20*, 991.

¹⁰⁷Artamanova, N.N.; Seregina, V.F.; Shner, V.F.; Salov, B.V.; Kokhlova, V.M.; Zhdamarova, V.N. *J. Org. Chem. USSR* **1989**, *25*, 554.

¹⁰⁸Li, F.; Wang, Q.; Ding, Z.; Tao, F. *Org. Lett.* **2003**, *5*, 2169.

¹⁰⁹Chaouchi, M.; Loupy, A.; Marque, S.; Petit, A. *Eur. J. Org. Chem.* **2002**, 1278.

¹¹⁰Castro, E.A.; Pavez, P.; Santos, J.G. *J. Org. Chem.* **2001**, *66*, 3129.

¹¹¹Ankala, S.V.; Fenteany, G. *Synlett* **2003**, 825.

¹¹²Xu, L.-W.; Xia, C.-G.; Li, J.-W.; Hu, X.-X. *Synlett* **2003**, 2071.

¹¹³Oae, S.; Kiritani, R. *Bull. Chem. Soc. Jpn.* **1964**, *37*, 770; **1966**, *39*, 611.

¹¹⁴Cohen, T.; Wood, J.; Dietz Jr., A.G. *Tetrahedron Lett.* **1974**, 3555.

¹¹⁵Jönsson, L.; Wistrand, L. *J. Org. Chem.* **1984**, *49*, 3340.

¹¹⁶First proposed by Alder, R.W. *J. Chem. Soc. Chem. Commun.* **1980**, 1184.

¹¹⁷For a review of copper-assisted aromatic nucleophilic substitution, see Lindley, J. *Tetrahedron* **1984**, *40*, 1433. For other examples, see Marcoux, J.-F.; Doye, S.; Buchwald, S.L. *J. Am. Chem. Soc.* **1997**, *119*, 10539; Ma, D.; Cai, Q. *Org. Lett.* **2003**, *5*, 3799.

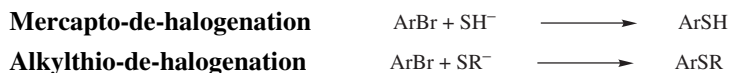
halides, such as 4-iodoanisole, were coupled to allylic alcohols using a CuI catalyst in the presence of 2% 1,10-phenanthroline and cesium carbonate.¹¹⁸ This method of preparation of diaryl ethers is called the *Ullmann ether synthesis*¹¹⁹ and should not be confused with the Ullmann biaryl synthesis (13-11). The reactivity order is typical of nucleophilic substitutions, despite the presence of the copper salts.¹²⁰ Because aryloxycopper(I) reagents ArOCu react with aryl halides to give ethers, it has been suggested that they are intermediates in the Ullmann ether synthesis.¹²¹ Indeed, high yields of ethers can be obtained by reaction of ROCu or ArOCu with aryl halides.¹²² Alcohols, via the alkoxide, displace the halogen group in aryl halides to give aryl ethers in the presence of a palladium catalyst.¹²³ A palladium catalyzed, intramolecular displacement of an aryl halide with a pendant alkoxide unit leads to dihydrobenzofurans.¹²⁴ Nickel catalysts have also been used.¹²⁵ The reaction has been done by heating aryl iodides and phenols in an ionic liquid.¹²⁶

Unactivated substrates also react with phenoxide ion with electrochemical catalysis in liquid NH₃-Me₂SO, to give diaryl ethers, presumably by the S_{RN}I mechanism.¹²⁷ Diaryl ethers can be prepared from activated aryl halides by treatment with a triaryl phosphate, (ArO)₃PO.¹²⁸

OS I, 219; II, 445; III, 293, 566; V, 926; VI, 150; X, 418.

B. Sulfur Nucleophiles

13-4 Replacement by SH or SR



¹¹⁸Wolter, M.; Nordmann, G.; Job, G.E.; Buchwald, S.L. *Org. Lett.* **2002**, *4*, 973.

¹¹⁹For reviews of the Ullmann ether synthesis see Moroz, A.A.; Shvartsberg, M.S. *Russ. Chem. Rev.* **1974**, *43*, 679; Kunz, K.; Scholz, U.; Ganzer, D. *Synlett* **2003**, 2428.

¹²⁰Weingarten, H. *J. Org. Chem.* **1964**, *29*, 977, 3624.

¹²¹Kawaki, T.; Hashimoto, H. *Bull. Chem. Soc. Jpn.* **1972**, *45*, 1499.

¹²²Whitesides, G.M.; Sadowski, J.S.; Lilburn, J. *J. Am. Chem. Soc.* **1974**, *96*, 2829.

¹²³Parrish, C.A.; Buchwald, S.L. *J. Org. Chem.* **2001**, *66*, 2498; Torraca, K.E.; Huang, X.; Parrish, C.A.; Buchwald, S.L. *J. Am. Chem. Soc.* **2001**, *123*, 10770.

¹²⁴Kuwabe, S.-i.; Torraca, K.E.; Buchwald, S.L. *J. Am. Chem. Soc.* **2001**, *123*, 12202.

¹²⁵Mann, G.; Hartwig, J.F. *J. Org. Chem.* **1997**, *62*, 5413.

¹²⁶In bmiI, 1-butyl-3-methylimidazolium iodide: Luo, Y.; Wu, J.X.; Ren, R.X. *Synlett* **2003**, 1734.

¹²⁷Alam, N.; Amatore, C.; Combellas, C.; Pinson, J.; Savéant, J.; Thiébaud, A.; Verpeaux, J. *J. Org. Chem.* **1988**, *53*, 1496.

¹²⁸Ohta, A.; Iwasaki, Y.; Akita, Y. *Synthesis* **1982**, 828. For other procedures, see Bates, R.B.; Janda, K.D. *J. Org. Chem.* **1982**, *47*, 4374; Sammes, P.G.; Thetford, D.; Voyle, M. *J. Chem. Soc. Perkin Trans. 1* **1988**, 3229.

Aryl thiols and thioethers can be prepared by reactions that are similar to **13-1** and **13-3**.¹²⁹ Activated aryl halides generally give good results, but side reactions are occasionally important. Some reagents give the thiol directly. 4-bromonitrobenzene reacts with Na₃SPO₃, in refluxing methanol, to give 4-nitrothiophenol.¹³⁰ Diaryl sulfides can be prepared by the use of ⁻SAr.¹³¹ Even unactivated aryl halides react with ⁻SAr if polar aprotic solvents, for example, DMF,¹³² DMSO¹³³ 1-methyl-2-pyrrolidinone,¹³⁴ or HMPA,¹³⁵ are used, though the mechanisms are still mostly or entirely nucleophilic substitution. 2-Iodothiophene reacts directly with thiophenol to give 2-phenylthiothiophene.¹³⁶ Unactivated aryl halides also give good yields of sulfides on treatment with ArS⁻ or RS⁻ (generated *in situ* from the corresponding thiol) in the presence of a palladium catalyst.¹³⁷ Copper catalysts have also been used.¹³⁸ Thiophenols were coupled to indoles in the presence of a vanadium catalyst.¹³⁹ Aryl iodides react with dialkyl disulfides and a nickel catalyst to give aryl alkyl sulfides.¹⁴⁰ Diaryl sulfides can also be prepared (in high yields) by treatment of unactivated aryl iodides with ArS⁻ in liquid ammonia under irradiation.¹⁴¹ The mechanism in this case is probably S_{RN}1. The reaction (with unactivated halides) has also been carried out electrolytically, with a nickel complex catalyst.¹⁴²

Arylboronic acids, (ArB(OH)₂), react with thiols and copper(II) acetate to give the corresponding alkyl aryl sulfide.¹⁴³ Arylboronic acids also react with *N*-methylthiosuccinimide, with a copper catalyst, to give the aryl methyl sulfide.¹⁴⁴ In the presence of a palladium catalyst, thiophenols react with diaryliodonium salts, Ar₂I⁺ BF₄⁻, to give the unsymmetrical diaryl sulfide.¹⁴⁵

¹²⁹For a review of sulfur nucleophiles in aromatic substitution, see Peach, M.E., in Patai, S. *The Chemistry of the Thiol Group*, pt. 2, Wiley, NY, **1974**, pp. 735–744.

¹³⁰Bieniarz, C.; Cornwell, M.J. *Tetrahedron Lett.* **1993**, *34*, 939.

¹³¹For generation of ArS⁻ with a phosphazine base and the copper-catalyzed displacement of Ar'I, see Palomo, C.; Oiarbide, M.; López, R.; Gómez-Bengoia, E. *Tetrahedron Lett.* **2000**, *41*, 1283.

¹³²Campbell, J.R. *J. Org. Chem.* **1964**, *29*, 1830; Testaferri, L.; Tiecco, M.; Tingoli, M.; Chianelli, D.; Montanucci, M. *Synthesis* **1983**, 751. For the extension of this to selenides, see Tiecco, M.; Testaferri, L.; Tingoli, M.; Chianelli, D.; Montanucci, M. *J. Org. Chem.* **1983**, *48*, 4289.

¹³³Bradshaw, J.S.; South, J.A.; Hales, R.H. *J. Org. Chem.* **1972**, *37*, 2381.

¹³⁴Caruso, A.J.; Colley, A.M.; Bryant, G.L. *J. Org. Chem.* **1991**, *56*, 862; Shaw, J.E. *J. Org. Chem.* **1991**, *56*, 3728.

¹³⁵Cogolli, P.; Maiolo, F.; Testaferri, L.; Tingoli, M.; Tiecco, M. *J. Org. Chem.* **1979**, *44*, 2642. See also Testaferri, L.; Tingoli, M.; Tiecco, M. *Tetrahedron Lett.* **1980**, *21*, 3099; Suzuki, H.; Abe, H.; Osuka, A. *Chem. Lett.* **1980**, 1363.

¹³⁶Lee, S.B.; Hong, J.-I. *Tetrahedron Lett.* **1995**, *36*, 8439.

¹³⁷Itoh, T.; Mase, T. *Org. Lett.* **2004**, *6*, 4587.

¹³⁸Kwong, F.Y.; Buchwald, S.L. *Org. Lett.* **2002**, *4*, 3517; Wu, Y.-J.; He, H. *Synlett* **2003**, 1789; Deng, W.; Zou, Y.; Wang, Y.-F.; Liu, L.; Guo, Q.-X. *Synlett* **2004**, 1254.

¹³⁹Maeda, Y.; Koyabu, M.; Nishimura, T.; Uemura, S. *J. Org. Chem.* **2004**, *69*, 7688.

¹⁴⁰Tankguchi, N. *J. Org. Chem.* **2004**, *69*, 6904.

¹⁴¹Bunnett, J.F.; Creary, X. *J. Org. Chem.* **1974**, *39*, 3173, 3611.

¹⁴²Meyer, G.; Troupel, M. *J. Organomet. Chem.* **1988**, *354*, 249.

¹⁴³Herradua, P.S.; Pendola, K.A.; Guy, R.K. *Org. Lett.* **2000**, *2*, 2019.

¹⁴⁴Savarin, C.; Srogl, J.; Liebeskind, L.S. *Org. Lett.* **2002**, *4*, 4309.

¹⁴⁵Wang, L.; Chen, Z.-C. *Synth. Commun.* **2001**, *31*, 1227.

Other sulfur nucleophiles also react with activated aryl halides:



Aryl sulfones have been prepared from sulfinic acid salts, aryl iodides and CuI.¹⁴⁶ Formation of thiocyanates from unactivated aryl halides has been accomplished with charcoal supported copper(I) thiocyanate.¹⁴⁷ The copper catalyzed reaction of NaO₂SMe and aryl iodides give the aryl methyl sulfone.¹⁴⁸ A similar synthesis of diaryl sulfones has been reported using a palladium catalyst.¹⁴⁹

An indirect method for the synthesis of aryl alkyl sulfides involves treatment of an aryl halide with butyllithium and then elemental sulfur. The resulting thiophenoxide anion reacts with an alkyl halide to give the targeted sulfide.¹⁵⁰

Aryl selenides (ArSeAr and ArSeAr') can be prepared by similar methodology. Symmetrical diaryl selenides were prepared by the reaction of iodobenzene with diphenyl diselenide (PhSeSePh), in the presence of Mg and a copper catalyst.¹⁵¹ Aryl halides react with tin selenides (ArSeSnR₃), with a copper catalyst, to give the diaryl selenide.¹⁵²

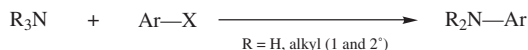
OS I, 220; III, 86, 239, 667; V, 107, 474; VI, 558, 824. Also see, OS V, 977.

C. Nitrogen Nucleophiles

13-5 Replacement by NH₂, NHR, or NR₂

Amino-de-halogenation

Amido-de-halogenation



Activated aryl halides react quite well with ammonia and with primary and secondary amines to give the corresponding arylamines. Primary and secondary amines usually give better results than ammonia, with piperidine especially reactive. Picryl chloride (2,4,6-trinitrochlorobenzene) is often used to form amine derivatives. 2,4-Dinitrofluorobenzene is used to tag the amino end of a peptide or protein chain. Other leaving groups in this reaction may be NO₂,¹⁵³ N₃, OSO₂R, OR, SR, N=NAr (where Ar contains electron-withdrawing groups)¹⁵⁴ and even NR₂.¹⁵⁵

¹⁴⁶Suzuki, H.; Abe, H. *Tetrahedron Lett.* **1995**, 36, 6239.

¹⁴⁷Clark, J.H.; Jones, C.W.; Duke, C.V.A.; Miller, J.M. *J. Chem. Soc. Chem. Commun.* **1989**, 81. See also, Yadav, J.S.; Reddy, B.V.S.; Shubashree, S.; Sadashiv, K. *Tetrahedron Lett.* **2004**, 45, 2951.

¹⁴⁸Baskin, J.M.; Wang, Z. *Org. Lett.* **2002**, 4, 4423.

¹⁴⁹Cacchi, S.; Fabrizi, G.; Goggiamani, A.; Parisi, L.M. *Org. Lett.* **2002**, 4, 4719; Cacchi, S.; Fabrizi, G.; Goggiamani, A.; Parisi, L.M.; Bernini, R. *J. Org. Chem.* **2004**, 69, 5608.

¹⁵⁰Ham, J.; Yang, I.; Kang, H. *J. Org. Chem.* **2004**, 69, 3236.

¹⁵¹Taniguchi, N.; Onami, T. *J. Org. Chem.* **2004**, 69, 915; Taniguchi, N.; Onami, T. *Synlett* **2003**, 829.

¹⁵²Beletskaya, I.P.; Sigeev, A.S.; Peregodov, A.S.; Petrovskii, P.V. *Tetrahedron Lett.* **2003**, 44, 7039.

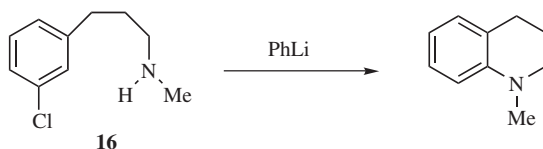
¹⁵³For a reaction with an aryllithium reagent, see Yang, T.; Cho, B.P. *Tetrahedron Lett.* **2003**, 44, 7549.

¹⁵⁴Kazankov, M.V.; Ginodman, L.G. *J. Org. Chem., USSR* **1975**, 11, 451.

¹⁵⁵Sekiguchi, S.; Horie, T.; Suzuki, T. *J. Chem. Soc. Chem. Commun.* **1988**, 698.

Aryl triflates were shown to react directly with secondary amines in *N*-methylpyrrolidine solvent using microwave irradiation.¹⁵⁶ Activated halides can be converted to diethylamino compounds $\text{ArX} \rightarrow \text{ArNMe}_2$ by treatment with HMPA.¹⁵⁷ Aniline derivatives react with activated aromatic rings, in the presence of tetrabutylammonium fluoride and under photolysis conditions, to give a *N,N*-diarylamine.¹⁵⁸ Arylation of amines with aryl halides has also been done in ionic liquids.¹⁵⁹

Unactivated aryl halides can be converted to amines by the use of NaNH_2 , NaNHR , or NaNR_2 .¹⁶⁰ Lithium dialkylamides also react with aryl halides to give the *N*-arylamine.¹⁶¹ With these reagents, the benzyne mechanism generally operates, so cine substitution is often found. The reaction of an amine, an aryl halide, and potassium *tert*-butoxide generates the *N*-aryl amine.¹⁶² *N*-Arylation was accomplished with butyllithium and a secondary amine using Ni/C-diphenylphosphinoferrrocene (dppf).¹⁶³ Ring closure has been effected by this type of reaction,¹⁶⁴ as in the conversion of **16** to the tetrahydroquinoline.



Larger rings can be prepared using this approach: 8 and even 12 membered. Triarylamines have been prepared in a similar manner from ArI and $\text{Ar}'_2\text{NLi}$, even with unactivated ArI .¹⁶⁵ In the *Goldberg reaction*, an aryl bromide reacts with an acetanilide in the presence of K_2CO_3 and CuI to give an *N*-acetyldiarylamine, which can be hydrolyzed to a diarylamine: $\text{ArBr} + \text{Ar}'\text{NHAc} \rightarrow \text{ArAr}'\text{NAC}$.¹⁶⁶ Aryl fluorides react in the presence of KF-alumina and 18-crown-6 in DMSO.¹⁶⁷ Lithium amides have been shown to react directly with aryl halides.¹⁶⁸ Aryl fluorides react

¹⁵⁶Xu, G.; Wang, Y.-G. *Org. Lett.* **2004**, *6*, 985.

¹⁵⁷See, for example, Gupton, J.T.; Idoux, J.P.; Baker, G.; Colon, C.; Crews, A.D.; Jurss, C.D.; Rampi, R.C. *J. Org. Chem.* **1983**, *48*, 2933.

¹⁵⁸Hertas, I.; Gallardo, I.; Marquet, J. *Tetrahedron Lett.* **2000**, *41*, 279.

¹⁵⁹In bmim PF_6 , 1-butyl-3-methylimidazolium hexafluorophosphate: See Yadav, J.S.; Reddy, B.V.S.; Basak, A.K.; Narsaiah, A.V. *Tetrahedron Lett.* **2003**, *44*, 2217.

¹⁶⁰For a review, see Heaney, H. *Chem Rev.* **1962**, *62*, 81, see p. 83.

¹⁶¹Tripathy, S.; Le Blanc, R.; Durst, T. *Org. Lett.* **1999**, *1*, 1973.

¹⁶²Beller, M.; Breindl, C.; Riermeier, T.H.; Tillack, A. *J. Org. Chem.* **2001**, *66*, 1403; Shi, L.; Wang, M.; Fan, C.-A.; Zhang, F.-M.; Tu, Y.-Q. *Org. Lett.* **2003**, *5*, 3515.

¹⁶³Tasler, S.; Lipshutz, B.H. *J. Org. Chem.* **2003**, *68*, 1190.

¹⁶⁴Huisgen, R.; König, H.; Lepley, A.R. *Chem. Ber.* **1960**, *93*, 1496; Bunnett, J.F.; Hrutfiord, B.F. *J. Am. Chem. Soc.* **1961**, *83*, 1691. For a review of ring closures by the benzyne mechanism, see Hoffmann, R.W. *Dehydrobenzene and Cycloalkynes*, Academic Press, NY, **1973**, pp. 150–164.

¹⁶⁵Neunhoeffer, O.; Heitmann, P. *Chem. Ber.* **1961**, *94*, 2511.

¹⁶⁶See Freeman, H.S.; Butler, J.R.; Freedman, L.D. *J. Org. Chem.* **1978**, *43*, 4975; Renger, B. *Synthesis* **1985**, 856.

¹⁶⁷Smith III, W.J.; Sawyer, J.S. *Tetrahedron Lett.* **1996**, *37*, 299.

¹⁶⁸Kanth, J.V.B.; Periasamy, M. *J. Org. Chem.* **1993**, *58*, 3156.

with amines in the presence of potassium carbonate/DMSO and ultrasound,¹⁶⁹ and aryl chlorides react on basic alumina with microwave irradiation.¹⁷⁰ 2-Chloronitrobenzene also reacts with aniline derivatives directly with microwave irradiation.¹⁷¹ 2-Fluoropyridine reacts with R₂NBH₃Li to give the 2-aminoalkylpyridine.¹⁷²

The reaction of amines with unactivated aryl halides requires a catalyst in most cases to initiate the reaction. There are several approaches that result in *N*-aryl amines, but recent work with aryl halides, amines, and palladium catalysts has proven quite useful.¹⁷³ Aryl halides react with amines (including aniline derivatives) in the presence of palladium catalysts to give the *N*-aryl amine.¹⁷⁴ Palladium catalysts have been used with aniline and or triflates¹⁷⁵ to give the secondary amine. Palladium catalysts have been used in conjunction with aryl halides and aliphatic amines–amide bases.¹⁷⁶ A considerable amount of work¹⁷⁷ has been done to vary the nature of the ligand and the palladium catalyst, as well as the base.¹⁷⁸ Aryl halides also react with aliphatic amines,¹⁷⁹ including cyclopropylamines,¹⁸⁰ and an intramolecular version of this reaction generates bicyclic amines (hydroindole derivatives).¹⁸¹ Primary aliphatic amines can be converted to tertiary *N,N*-diarylalkylamines in a two-step procedure using palladium catalysts.¹⁸² Aryl halides are

¹⁶⁹Magdolen, P.; Mečiarová, M.; Toma, Š. *Tetrahedron* **2001**, *57*, 4781.

¹⁷⁰Kidwai, M.; Sapra, P.; Dave, B. *Synth. Commun.* **2000**, *30*, 4479.

¹⁷¹Xu, Z.-B.; Lu, Y.; Guo, Z.-R. *Synlett* **2003**, 564. See Li, W.; Yun, L.; Wang, H. *Synth. Commun.* **2002**, *32*, 2657.

¹⁷²Thomas, S.; Roberts, S.; Pasumansky, L.; Gamsey, S.; Singaram, B. *Org. Lett.* **2003**, *5*, 3867.

¹⁷³For a discussion of the mechanism of the palladium-catalyzed amination of aryl chlorides, see Alcazar-Roman, L.M.; Hartwig, J.F. *J. Am. Chem. Soc.* **2001**, *123*, 12905.

¹⁷⁴Driver, M.S.; Hartwig, J.F. *J. Am. Chem. Soc.* **1996**, *118*, 7217; Reddy, N.P.; Tanaka, M. *Tetrahedron Lett.* **1997**, *38*, 4807; Wolfe, J.P.; Buchwald, S.L. *J. Org. Chem.* **1997**, *62*, 6066; Marcoux, J.-F.; Wagaw, S.; Buchwald, S.L. *J. Org. Chem.* **1997**, *62*, 1568; Maes, B.U.W.; Loones, K.T.J.; Lemièrre, G.L.F.; Dommissie, R.A. *Synlett* **2003**, 1822; Wan, Y.; Alterman, M.; Hallberg, A. *Synthesis* **2002**, 1597.

¹⁷⁵Louie, J.; Driver, M.S.; Hamann, B.C.; Hartwig, J.F. *J. Org. Chem.* **1997**, *62*, 1268; Wolfe, J.P.; Buchwald, S.L. *J. Org. Chem.* **1997**, *62*, 1264.

¹⁷⁶Harris, M.C.; Huang, X.; Buchwald, S.L. *Org. Lett.* **2003**, *4*, 2885.

¹⁷⁷Bei, X.; Guram, A.S.; Turner, H.W.; Weinberg, W.H. *Tetrahedron Lett.* **1999**, *40*, 1237; Guari, Y.; van Es, D.S.; Reek, J.N.H.; Kamer, P.C.J.; van Leeuwen, P.W.N.M. *Tetrahedron Lett.* **1999**, *40*, 3789; Urgaonkar, S.; Xu, J.-H.; Verkade, J.G. *J. Org. Chem.* **2003**, *68*, 8416; Viciu, M.S.; Kissling, R.M.; Stevens, E.D.; Nolan, S.P. *Org. Lett.* **2002**, *4*, 2229; Gajare, A.S.; Toyota, K.; Yoshifuji, M.; Ozawa, F. *J. Org. Chem.* **2004**, *69*, 6504; Huang, X.; Anderson, K.W.; Zim, D.; Jiang, L.; Klapars, A.; Buchwald, S.L. *J. Am. Chem. Soc.* **2004**, *125*, 6653; Singer, R.A.; Tom, N.J.; Frost, H.N.; Simon, W.M. *Tetrahedron Lett.* **2004**, *45*, 4715; Smith, C.J.; Early, T.R.; Holmes, A.B.; Shute, R.E. *Chem. Commun.* **2004**, 1976.

¹⁷⁸For a study of the mechanism of the palladium catalyzed amination of aryl halides, see Singh, U.K.; Strieter, E.R.; Blackmond, D.G.; Buchwald, S.L. *J. Am. Chem. Soc.* **2002**, *124*, 14104. For a study of rate enhancement by the added base, see Meyers, C.; Maes, B.U.W.; Loones, K.T.J.; Bal, G.; Lemièrre, G.L.F.; Dommissie, R.A. *J. Org. Chem.* **2004**, *69*, 6010.

¹⁷⁹Ali, M.H.; Buchwald, S.L. *J. Org. Chem.* **2001**, *66*, 2560; Cheng, J.; Trudell, M.L. *Org. Lett.* **2001**, *3*, 1371; Kuwano, R.; Utsunomiya, M.; Hartwig, J.F. *J. Org. Chem.* **2002**, *67*, 6479; Urgaonkar, S.; Nagarajan, M.; Verkade, J.G. *J. Org. Chem.* **2003**, *68*, 452; Prashad, M.; Mak, X.Y.; Lium Y.; Repi, O. *J. Org. Chem.* **2003**, *68*, 1163.

¹⁸⁰Cui, W.; Loepky, R.N. *Tetrahedron* **2001**, *57*, 2953.

¹⁸¹Johnston, J.N.; Plotkin, M.A.; Viswanathan, R.; Prabhakaran, E.N. *Org. Lett.* **2001**, *3*, 1009.

¹⁸²Harris, M.C.; Geis, O.; Buchwald, S.L. *J. Org. Chem.* **1999**, *64*, 6019.

converted to *N,N*-diaryl tertiary amines by reaction with *N*-alkylaniline derivatives and a palladium catalyst.¹⁸³ Beginning with a primary aromatic amine and two different aryl halides (ArBr and Ar'Cl), a triarylamine with three different aryl groups can be prepared using a palladium catalyst.¹⁸⁴ Polymer-bound phosphine ligands have been used in conjunction with a palladium catalyst,¹⁸⁵ and polymer-bound amines have been *N*-arylated with a palladium catalyst followed by treatment with trifluoroacetic acid to release the aniline derivative.¹⁸⁶ Palladium-catalyzed aminoalkylation of aryl halides has been reported using microwave irradiation.¹⁸⁷ Aryl halides (Ar-X) have also been converted to the aniline derivative (Ar-NH₂) by reaction of the halide with an imine and a palladium catalyst, followed by hydrolysis.¹⁸⁸ Similarly, aniline derivatives have been prepared by the reaction of aryl chlorides with silylamines (Ph₃SiNH₂) using lithium hexamethyldisilazide and a palladium catalyst.¹⁸⁹ Amines react with Ph₂I⁺BF₄⁻, in the presence of palladium catalysts,¹⁹⁰ or a CuI catalyst¹⁹¹ to give the *N*-phenyl amine. These reactions have been done in ionic liquids using a palladium catalyst.¹⁹² Arylation of the amine unit of primary enamino ketones was accomplished using a palladium catalyst.¹⁹³ Mono-arylation of a 1,2-diamine is possible.¹⁹⁴ Aminoalkylation of heteroaromatic rings is possible, as in the reaction of 3-bromothiophene with a primary amine and a palladium catalyst.¹⁹⁵ 2-Halopyridines react to give the 2-aminoalkyl pyridine.¹⁹⁶ Carbazole derivatives were prepared from 2-iodoaniline and 2-trimethylsilylphenol *O*-triflates, using cesium fluoride and then a palladium catalyst.¹⁹⁷

Nickel catalysts have been used in the reaction of aryl halides with *N*-alkyl aniline derivatives.¹⁹⁸ Nickel catalyst also allow the conversion of aryl halides to *N*-arylamines via reaction with aliphatic amines.¹⁹⁹ An intramolecular reaction of a

¹⁸³Wolfe, J.P.; Buchwald, S.L. *J. Org. Chem.* **2000**, *65*, 1144; Wolfe, J.P.; Tomori, H.; Sadighi, J.P.; Yin, J.; Buchwald, S.L. *J. Org. Chem.* **2000**, *65*, 1158.

¹⁸⁴Harris, M.C.; Buchwald, S.L. *J. Org. Chem.* **2000**, *65*, 5327.

¹⁸⁵Parrish, C.A.; Buchwald, S.L. *J. Org. Chem.* **2001**, *66*, 3820.

¹⁸⁶Weigand, K.; Pelka, S. *Org. Lett.* **2002**, *4*, 4689.

¹⁸⁷Wang, T.; Magnin, D.R.; Hamann, L.G. *Org. Lett.* **2003**, *5*, 897; Jensen, T.A.; Liang, X.; Tanner, D.; Skjaerbaek, N. *J. Org. Chem.* **2004**, *69*, 4936; Maes, B.U.W.; Loones, K.T.J.; Hostyn, S.; Diels, G.; Rombouts, G. *Tetrahedron* **2004**, *60*, 11559.

¹⁸⁸Wolfe, J.P.; Åhman, J.; Sadighi, J.P.; Singer, R.A.; Buchwald, S.L. *Tetrahedron Lett.* **1997**, *38*, 6367. For a variation, see Erdik, E.; Daşkapan, T. *Tetrahedron Lett.* **2002**, *43*, 6237.

¹⁸⁹Huang, X.; Buchwald, S.L. *Org. Lett.* **2001**, *3*, 3417.

¹⁹⁰Kang, S.-K.; Lee, H.-W.; Choi, W.-K.; Hong, R.-K.; Kim, J.-S. *Synth. Commun.* **1996**, *26*, 4219.

¹⁹¹Kang, S.-K.; Lee, S.-H.; Lee, D. *Synlett* **2000**, 1022.

¹⁹²In diarylimidazolium salts: Grasa, G.A.; Viciu, M.S.; Huang, J.; Nolan, S.P. *J. Org. Chem.* **2001**, *66*, 7729.

¹⁹³Edmondson, S.D.; Mastracchio, A.; Parmee, E.R. *Org. Lett.* **2000**, *2*, 1109 and references cited therein.

¹⁹⁴Frost, C.G.; Mendonça, P. *Tetrahedron Asymmetry* **1999**, *10*, 1831.

¹⁹⁵Ogawa, K.; Radke, K.R.; Rothstein, S.D.; Rasmussen, S.C. *J. Org. Chem.* **2001**, *66*, 9067.

¹⁹⁶Junckers, T.H.M.; Maes, B.U.W.; Lemièrre, G.L.F.; Dommissie, R. *Tetrahedron* **2001**, *57*, 7027; Basu, B.; Jha, S.; Mridha, N.K.; Bhuiyan, Md.M.H. *Tetrahedron Lett.* **2002**, *43*, 7967.

¹⁹⁷Liu, Z.; Larock, R.C. *Org. Lett.* **2004**, *6*, 3739.

¹⁹⁸Wolfe, J.P.; Buchwald, S.L. *J. Am. Chem. Soc.* **1997**, *119*, 6054; Lipshutz, B.H.; Ueda, H. *Angew. Chem. Int. Ed.* **2000**, *39*, 4492; Brenner, E.; Schneider, R.; Fort, Y. *Tetrahedron* **2002**, *58*, 6913.

¹⁹⁹Desmarts, C.; Schneider, R.; Fort, Y. *Tetrahedron Lett.* **2001**, *42*, 247.

pendant aminoalkyl unit with an aryl chloride moiety, catalyzed by nickel(0) gave a dihydroindole.²⁰⁰ Copper catalysts allow the reaction of diarylamines and aryl halides to give the corresponding triarylamines,²⁰¹ or with aliphatic amines to give the *N*-arylamines.²⁰² Aniline reacts with aryl iodides in a copper catalyst and potassium *tert*-butoxide to give triphenylamine.²⁰³ A polymer-bound copper catalyst was used in conjunction with aliphatic amines and arylboronic acids.²⁰⁴ Amino alcohols react with aryl iodides and a copper catalyst to give the *N*-arylamino alcohol.²⁰⁵ Treatment of alkylamines with arylboronic acids ArB(OH)₂ and Cu(OAc)₂ gave the *N*-aryl amine in 63% yield.²⁰⁶ Similar reaction with arylamines, such as aniline, gave the diarylamines.²⁰⁷ Arylboronic acids convert aziridines to *N*-arylaziridines,²⁰⁸ and amino esters to *N*-arylated amino esters,²⁰⁹ both reactions using a copper catalyst. An arylbismuth reagent reacts with aliphatic amines, in the presence of copper(II) acetate, to give an *N*-arylamines.²¹⁰ *N*-Arylation of pyrroles was accomplished by the reaction of an arylboronic acid and a copper catalyst.²¹¹ *N*-Arylindoles²¹² and *N*-arylimidazoles²¹³ were prepared from aryl halide using a copper catalyst. Diarylzinc reagents react with *N*-(OBz) amine derivatives, with a copper catalyst, to give the *N*-aryl amine.²¹⁴

In a related reaction, trifluoroarylboronates react with copper(II) acetate and then an aliphatic amine to give the *N*-phenylamine.²¹⁵

The metal catalyzed reaction with ammonia or amines likely proceeds by the S_NAr mechanism.²¹⁶ This reaction, with phase-transfer catalysis, has been used to synthesize triarylamines.²¹⁷ Copper ion catalysts (especially cuprous oxide or iodide) also permit the Gabriel synthesis (10-41) to be applied to aromatic substrates. Aryl bromides or iodides are refluxed with potassium phthalimide and

²⁰⁰Omar-Amrani, R.; Thomas, A.; Brenner, E.; Schneider, R.; Fort, Y. *Org. Lett.* **2003**, 5, 2311.

²⁰¹Gujadhur, R.K.; Bates, C.G.; Venkataraman, D. *Org. Lett.* **2001**, 3, 4315.; Klapars, A.; Antilla, J.C.; Huang, X.; Buchwald, S.L. *J. Am. Chem. Soc.* **2001**, 123, 7727.

²⁰²Kwong, F.Y.; Buchwald, S.L. *Org. Lett.* **2003**, 5, 793; Ma, D.; Cai, Q.; Zhang, H. *Org. Lett.* **2003**, 5, 2453; Okano, K.; Tokuyama, H.; Fukuyama, T. *Org. Lett.* **2003**, 5, 4987; Lu, Z.; Twieg, R.J.; Huang, S.D. *Tetrahedron Lett.* **2003**, 44, 6289.

²⁰³Kelkar, A.A.; Patil, N.M.; Chaudhari, R.V. *Tetrahedron Lett.* **2002**, 43, 7143.

²⁰⁴Chiang, G.C.H.; Olsson, T. *Org. Lett.* **2004**, 6, 3079.

²⁰⁵Job, G.E.; Buchwald, S.L. *Org. Lett.* **2002**, 4, 3703.

²⁰⁶Lan, J.-B.; Zhang, G.-L.; Yu, X.-Q.; You, J.-S.; Chen, L.; Yan, M.; Xie, R.-G. *Synlett* **2004**, 1095.

²⁰⁷Antilla, J.C.; Buchwald, S.L. *Org. Lett.* **2001**, 3, 2077.

²⁰⁸Sasaki, M.; Dalili, S.; Yudin, A.K. *J. Org. Chem.* **2003**, 68, 2045.

²⁰⁹Lam, P.Y.S.; Bonne, D.; Vincent, G.; Clark, C.G.; Combs, A.P. *Tetrahedron Lett.* **2003**, 44, 1691.

²¹⁰Fedorov, A.Yu.; Finet, J.-P. *J. Chem. Soc. Perkin Trans. 1* **2000**, 3775.

²¹¹Yu, S.; Saenz, J.; Srirangam, J.K. *J. Org. Chem.* **2002**, 67, 1699.

²¹²Antilla, J.C.; Klapars, A.; Buchwald, S.L. *J. Am. Chem. Soc.* **2002**, 124, 11684.

²¹³Wu, Y.-J.; He, H.; L'Hereux, A. *Tetrahedron Lett.* **2003**, 44, 4217.

²¹⁴Berman, A.M.; Johnson, J.S. *J. Am. Chem. Soc.* **2004**, 126, 5680.

²¹⁵Quach, T.D.; Batey, R.A. *Org. Lett.* **2003**, 5, 4397.

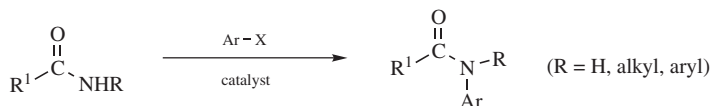
²¹⁶For discussions of the mechanism, see Bethell, D.; Jenkins, I.L.; Quan, P.M. *J. Chem. Soc. Perkin Trans. 1* **1985**, 1789; Tuong, T.D.; Hida, M. *J. Chem. Soc. Perkin Trans. 2* **1974**, 676; Kondratov, S.A.; Shein, S.M. *J. Org. Chem. USSR* **1979**, 15, 2160; Paine, A.J. *J. Am. Chem. Soc.* **1987**, 109, 1496.

²¹⁷Gauthier, S.; Fréchet, J.M.J. *Synthesis* **1987**, 383.

Cu_2O or CuI in dimethylacetamide to give *N*-aryl phthalimides, which can be hydrolyzed to primary aryl amines.²¹⁸

In certain cases, the $\text{S}_{\text{RN}}1$ mechanism has been found (p. 550). When the substrate is a heterocyclic aromatic nitrogen compound, still a different mechanism [the $\text{S}_{\text{N}}(\text{ANRORC})$ mechanism], involving opening and reclosing of the aromatic ring, has been shown to take place.²¹⁹

There are a number of indirect approaches for the preparation of aryl amines. Activated aromatic compounds can be directly converted to the *N*-aryl amine with hydroxylamine in the presence of strong bases.²²⁰ Conditions are mild and yields are high. Aryl halides can be converted to the corresponding Grignard reagent (**12-38**). Subsequent reaction of arylmagnesium halides with allyl azide ($\text{CH}_2=\text{CHCH}_2\text{N}_3$) followed by hydrolysis leads to the corresponding aniline derivative.²²¹ Aryl halides can be converted to the aryllithium via halogen–lithium exchange or hydrogen–lithium exchange (**12-38**, **12-39**). Molecular nitrogen (N_2) reacts with aryllithium compounds in the presence of compounds of such transition metals as titanium (e.g., TiCl_4), chromium, molybdenum, or vanadium to give (after hydrolysis) primary aromatic amines ($\text{ArLi} + \text{N}_2 + \text{transition metal salts} \rightarrow \text{ArNH}_2$, after hydrolysis).²²² Primary aromatic amines ArNH_2 were converted to diaryl amines ArNHPH by treatment with $\text{Ph}_3\text{Bi}(\text{OAc})_2$ ²²³ and a copper powder catalyst.²²⁴ Aryl Grignard reagents react with nitroaryl compounds to give, after reduction with $\text{FeCl}_3/\text{NaBH}_4$, a diaryl amine.²²⁵



The use of transition-metal catalysts allows aryl halides to react with the nitrogen of amides or carbamates, as well as amines, to give the corresponding *N*-aryl amide or *N*-aryl carbamate. Amides react with aryl halides in the presence of a palladium catalyst²²⁶ or a copper catalyst.²²⁷ *N*-Aryl lactams are prepared by the reaction of a lactam with an aryl halide in the presence of a palladium catalyst.²²⁸

²¹⁸Bacon, R.G.R.; Karim, A. *J. Chem. Soc. Perkin Trans. 1* **1973**, 272, 278; Sato, M.; Ebine, S.; Akabori, S. *Synthesis* **1981**, 472. See also Yamamoto, T.; Kurata, Y. *Can. J. Chem.* **1983**, *61*, 86.

²¹⁹For reviews, see van der Plas, H.C. *Tetrahedron* **1985**, *41*, 237; *Acc. Chem. Res.* **1978**, *11*, 462.

²²⁰See Chupakhin, O.N.; Postovskii, I.Ya. *Russ. Chem. Rev.* **1976**, *45*, 454, p. 456.

²²¹Kabalka, G.W.; Li, G. *Tetrahedron Lett.* **1997**, *38*, 5777.

²²²Vol'pin, M.E. *Pure Appl. Chem.* **1972**, *30*, 607.

²²³For a review of arylations with bismuth reagents, see Finet, J. *Chem. Rev.* **1989**, *89*, 1487.

²²⁴Dodonov, V.A.; Gushchin, A.V.; Brilkina, T.G. *Zh. Obshch. Khim.*, **1985**, *55*, 466 [*Chem. Abstr.*, *103*, 22218z]; Barton, D.H.R.; Yadav-Bhatnagar, N.; Finet, J.; Khamsi, J. *Tetrahedron Lett.* **1987**, *28*, 3111.

²²⁵Sapountzis, I.; Knochel, P. *J. Am. Chem. Soc.* **2002**, *124*, 9390.

²²⁶Yin, J.; Buchwald, S.L. *J. Am. Chem. Soc.* **2002**, *124*, 6043. For an intramolecular reaction, see Yang, B.H.; Buchwald, S.L. *Org. Lett.* **1999**, *1*, 35.

²²⁷Hosseinzadeh, R.; Tajbakhsh, M.; Mohadjerani, M.; Mehdinejad, H. *Synlett* **2004**, 1517.

²²⁸Browning, R.G.; Badaringarayana, V.; Mahmud, H.; Lovely, C.J. *Tetrahedron* **2004**, *60*, 359; Deng, W.; Wang, Y.-F.; Zou, Y.; Liu, L.; Guo, Q.-X. *Tetrahedron Lett.* **2004**, *45*, 2311; Shakespeare, W.C. *Tetrahedron Lett.* **1999**, *40*, 2035. For the synthesis of *N*-(2-thiophene)-2-pyrrolidinone by coupling 2-iodothiophene and 2-pyrrolidinone, see Klapars, A.; Huang, X.; Buchwald, S.L. *J. Am. Chem. Soc.* **2002**, *124*, 7421. See also, Ferraccioli, R.; Carenzi, D.; Rombolà, O.; Catellani, M. *Org. Lett.* **2004**, *6*, 4759.

β -Lactams also react.²²⁹ The reaction of 2-oxazolidinones with aryl halides in the presence of a palladium catalyst gave the *N*-aryl-2-oxazolidinone.²³⁰ Amides react with PhSi(OMe)₃/Cu(OAc)₂/Bu₄NF to give the *N*-aryl amide.²³¹ *N*-Boc hydrazine derivatives (BocNHNH₂) gave the *N*-phenyl derivative BocN(Ph)NH₂ when reacted with iodobenzene and a catalytic amount of CuI and 10% of 1,10-phenanthroline.²³² 3-Bromothiophene was converted to the 3-amido derivative with an amide and CuI-dimethylethylenediamine,²³³ and *N*-(2-thiophene)-2-pyrrolidinone was similarly prepared from 2-iodothiophene, the lactam and a copper catalyst.²³⁴ *N*-Arylation of urea is also possible using a copper catalyst.²³⁵ The reaction of a vinyl triflate with benzamide and a palladium catalyst gave the corresponding enamide (C=C–NHC=O).²³⁶

The transition-metal catalyzed couplings of primary or secondary phosphines with aryl halides or sulfonate esters to give arylphosphines is known.²³⁷ Palladium catalyzed conversion of aryl halides to aryl phosphines using (trimethylsilyl)diphenylphosphine is known, and tolerates many functional groups (not those that are easily reducible, such as aldehydes because zinc metal²³⁸ is often used as a coreagent), but it is mainly limited to aryl iodides.²³⁹ Diphenylphosphine reacts with aryl iodides and a copper catalyst to give the triarylphosphine.²⁴⁰ Aryl iodides also react with secondary phosphine and 5% Pd/C to give the *P*-arylphosphine.²⁴¹ Tertiary phosphines can also be used via aryl–aryl exchange, as in the reaction of an aryl triflate and triphenylphosphine and a palladium catalyst, for example, gave the arylphosphine (ArPPh₂).²⁴²

Arylsulfonic acid chlorides (ArSO₂Cl) have been shown to react with arylboronic acids, Ar'B(OH)₂, in the presence of a palladium catalyst, to give the corresponding biaryl (Ar–Ar').²⁴³

²²⁹For a variation of this reaction, see Klapars, A.; Parris, S.; Anderson, K.W.; Buchwald, S.L. *J. Am. Chem. Soc.* **2004**, *126*, 3529.

²³⁰Cacchi, S.; Fabrizi, G.; Goggiamani, A.; Zappia, G. *Org. Lett.* **2001**, *3*, 2539.

²³¹Lam, P.Y.S.; Deudon, S.; Hauptman, E.; Clark, C.G. *Tetrahedron Lett.* **2001**, *42*, 2427.

²³²Wolter, M.; Klapars, A.; Buchwald, S.L. *Org. Lett.* **2001**, *3*, 3803.

²³³Padwa, A.; Crawford, K.R.; Rashatasakhon, P.; Rose, M. *J. Org. Chem.* **2003**, *68*, 2609.

²³⁴Kang, S.-K.; Kim, D.-H.; Park, J.-N. *Synlett* **2002**, 427.

²³⁵Nandakumar, M.V. *Tetrahedron Lett.* **2004**, *45*, 1989.

²³⁶Wallace, D.J.; Klauber, D.J.; Chen, C.-y.; Volante, R.P. *Org. Lett.* **2003**, *5*, 4749.

²³⁷Cai, D.; Payack, J.F.; Bender, D.R.; Hughes, D.L.; Verhoeven, T.R.; Reider, P.J. *J. Org. Chem.* **1994**, *59*, 7180; Herd, O.; Heßler, A.; Machnitzki, P.; Tepper, M.; Stelzer, O. *Catalysis Today* **1998**, *42*, 413; Gelpke, A.E.S.; Kooijman, H.; Spek, A.L.; Hiemstra, H. *Chem. Eur. J.* **1999**, *5*, 2472; Ding, K.; Wang, Y.; Yun, H.; Liu, J.; Wu, Y.; Terada, M.; Okubo, Y.; Mikami, K. *Chem. Eur. J.* **1999**, *5*, 1734; Vyskocil, S.; Smrcina, M.; Hanus, V.; Polasek, M.; Kocovsky, P. *J. Org. Chem.* **1998**, *63*, 7738; Martorell, G.; Garcias, X.; Janura, M.; Saá, J.M. *J. Org. Chem.* **1998**, *63*, 3463; Bringmann, G.; Wuzik, A.; Vedder, C.; Pfeiffer, M.; Stalke, D. *Chem. Commun.* **1998**, 1211; Lipshutz, B.H.; Buzard, D.H.; Yun, C.S. *Tetrahedron Lett.* **1999**, *40*, 201.

²³⁸Ager, D.J.; Laneman, S. *Chem. Commun.* **1997**, 2359.

²³⁹Tunney, B.H.; Stille, J.K. *J. Org. Chem.* **1987**, *52*, 748.

²⁴⁰Van Allen, D.; Venkataraman, D. *J. Org. Chem.* **2003**, *68*, 4590.

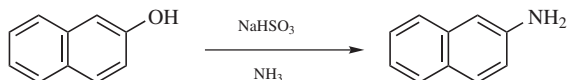
²⁴¹Stadler, A.; Kappe, C.O. *Org. Lett.* **2002**, *4*, 3541.

²⁴²Kwong, F.Y.; Lai, C.W.; Tian, Y.; Chan, K.S. *Tetrahedron Lett.* **2000**, *41*, 10285; Kwong, F.Y.; Lai, C.W.; Chan, K.S. *Tetrahedron Lett.* **2002**, *43*, 3537.

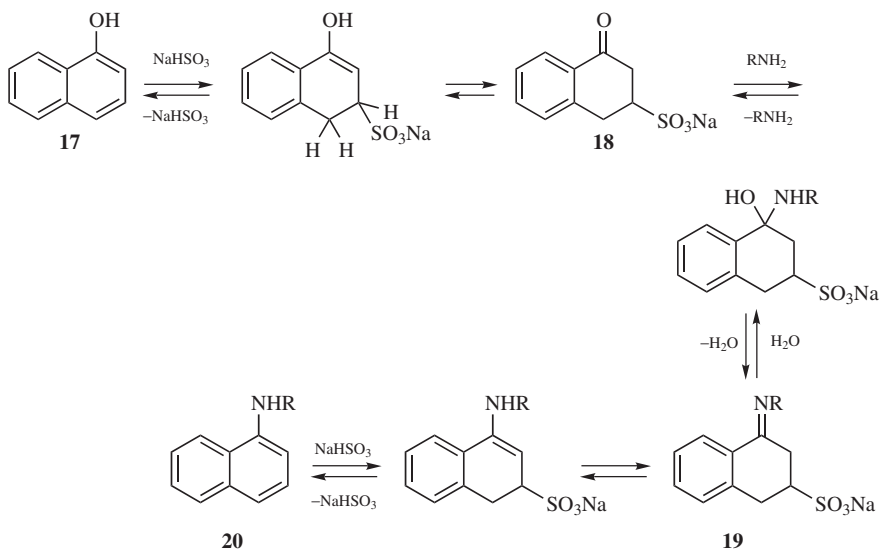
²⁴³Dubbaka, S.R.; Vogel, P. *Org. Lett.* **2004**, *6*, 95.

OS I, 544; II, 15, 221, 228; III, 53, 307, 573; IV, 336, 364; V, 816, 1067; VII, 15. OS III, 664.
OS X, 423.

13-6 Replacement of a Hydroxy Group by an Amino Group Amino-de-hydroxylation



The reaction of naphthols with ammonia and sodium bisulfite⁸¹ is called the *Bucherer reaction*. Primary amines can be used instead of ammonia, in which case *N*-substituted naphthylamines are obtained. In addition, primary naphthylamines can be converted to secondary ($\text{ArNH}_2 + \text{RNH}_2 + \text{NaSO}_3 \rightarrow \text{ArNHR}$), by a transamination reaction. The mechanism of the Bucherer reaction amounts to a kind of overall addition–elimination, via **18** and **19**.²⁴⁴



The first step in either direction consists of addition of NaHSO_3 to one of the double bonds of the ring, which gives an enol from **17** (or enamine from **20**) that tautomerizes to the keto form **18** (or imine form, **19**). The conversion of **18** to **19** (or vice versa) is an example of **16-13** (or **16-2**). Evidence for this mechanism was the isolation of **18**²⁴⁵ and the demonstration that for β -naphthol treated with ammonia and HSO_3^- , the rate of the reaction depends only on the substrate and on

²⁴⁴Rieche, A.; Seeboth, H. *Liebigs Ann. Chem.* **1960**, 638, 66.

²⁴⁵Rieche, A.; Seeboth, H. *Liebigs Ann. Chem.* **1960**, 638, 43, 57.

HSO₃⁻, indicating that ammonia is not involved in the rate-determining step.²⁴⁶ If the starting compound is a β-naphthol, the intermediate is a 2-keto-4-sulfonic acid compound, so the sulfur of the bisulfite in either case attacks meta to the OH or NH₂.²⁴⁷

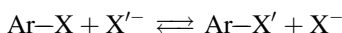
Hydroxy groups on benzene rings can be replaced by NH₂ groups if they are first converted to aryl diethyl phosphates. Treatment of these with KNH₂ and potassium metal in liquid ammonia gives the corresponding primary aromatic amines.²⁴⁸ The mechanism of the second step is S_{RN}1.²⁴⁹

OS III, 78.

D. Halogen Nucleophiles

13-7 The Introduction of Halogens

Halo-de-halogenation, and so on.



It is possible to replace a halogen on a ring by another halogen²⁵⁰ if the ring is activated. In such cases there is an equilibrium, but it is usually possible to shift this in the desired direction by the use of an excess of added halide ion.²⁵¹ A phenolic hydroxy group can be replaced by chloro with PCl₅ or POCl₃, but only if activated. Unactivated phenols give phosphates when treated with POCl₃: 3 ArOH + POCl₃ → (ArO)₃PO. Phenols, even unactivated ones, can be converted to aryl bromides by treatment with Ph₃PBr₂²⁵² (see 10-47) and to aryl chlorides by treatment with PhPCl₄.²⁵³

Halide exchange is particularly useful for putting fluorine into a ring, since there are fewer alternate ways of doing this than for the other halogens. Activated aryl chlorides give fluorides when treated with KF in DMF, DMSO, or dimethyl sulfone.²⁵⁴ Reaction of aryl halides with Bu₄PF/HF is also effective for exchanging a halogen with fluorine.²⁵⁵ Halide exchange can also be accomplished with copper halides. Since the leaving-group order in this case is I > Br > Cl ≫ F (which means that iodides cannot normally be made by this method), the S_NAr mechanism is

²⁴⁶Kozlov, V.V.; Veselovskaia, I.K. *J. Gen. Chem. USSR* **1958**, 28, 3359.

²⁴⁷Rieche, A.; Seeboth, H. *Liebigs Ann. Chem.* **1960**, 638, 76.

²⁴⁸Rossi, R.A.; Bunnett, J.F. *J. Org. Chem.* **1972**, 37, 3570.

²⁴⁹For another method of converting phenols to amines, see Scherrer, R.A.; Beatty, H.R. *J. Org. Chem.* **1972**, 37, 1681.

²⁵⁰For a list of reagents, with references, see Larock, R.C. *Comprehensive Organic Transformations*, 2nd ed., Wiley-VCH, NY, **1999**, pp. 671–672.

²⁵¹Sauer, J.; Huisgen, R. *Angew. Chem.* **1960**, 72, 294, p. 297.

²⁵²Wiley, G.A.; Hershkowitz, R.L.; Rein, B.M.; Chung, B.C. *J. Am. Chem. Soc.* **1964**, 86, 964; Wiley, G.A.; Rein, B.M.; Hershkowitz, R.L. *Tetrahedron Lett.* **1964**, 2509; Schaefer, J.P.; Higgins, J. *J. Org. Chem.* **1967**, 32, 1607.

²⁵³Bay, E.; Bak, D.A.; Timony, P.E.; Leone-Bay, A. *J. Org. Chem.* **1990**, 55, 3415.

²⁵⁴Kimura, Y.; Suzuki, H. *Tetrahedron Lett.* **1989**, 30, 1271. For the use of phase-transfer catalysis in this reaction, see Yoshida, Y.; Kimura, Y. *Chem. Lett.* **1988**, 1355. For a review of the preparation of aryl fluorides by halogen exchange, see Dolby-Glover, L. *Chem. Ind. (London)* **1986**, 518.

²⁵⁵Uchibori, Y.; Umeno, M.; Seto, H.; Qian, Z.; Yoshioka, H. *Synlett* **1992**, 345.

probably not operating.²⁵⁶ However, aryl iodides have been prepared from bromides, by the use of Cu supported on charcoal or Al₂O₃,²⁵⁷ with an excess of NaI and a copper catalyst,²⁵⁸ and by treatment with excess KI and a nickel catalyst.²⁵⁹ Interestingly, aryl chlorides have been prepared from aryl iodides using 2 equivalents of NiCl₂ in DMF, with microwave irradiation.²⁶⁰

An indirect halogen exchange treated aryl bromides with *n*-butyllithium and the 5-(iodomethyl)- γ -butyrolactone, giving the aryl iodide and the lithium salt of 4-pentenoic acid.²⁶¹ Aryl iodides²⁶² and fluorides can be prepared from arylthallium bis(trifluoroacetates) (see **12-23**), indirectly achieving the conversions ArH \rightarrow ArI and ArH \rightarrow ArF. The bis(trifluoroacetates) react with KI to give ArI in high yields.²⁶³ Aryllead triacetates ArPb(OAc)₃ can be converted to aryl fluorides by treatment with BF₃-etherate.²⁶⁴ Treatment of PhB(OH)₂ with *N*-iodosuccinimide gives iodobenzene.²⁶⁵ Arylboronic acids (**12-28**) can be converted to the corresponding aryl bromides by reaction with 1,3-dibromo-5,5-dimethylhydantoin and 5 mol % NaOMe.²⁶⁶ Other aryl halides can be prepared using 1,3-dihalo-5,5-dimethylhydantoin.

OS III, 194, 272, 475; V, 142, 478; VIII, 57; **81**, 98.

The reduction of phenols and phenolic esters and ethers is discussed in Chapter 19 (see **19-38** and **19-35**). The reaction ArX \rightarrow ArH is treated in Chapter 11 (reaction **11-39**), although, depending on reagent and conditions, it can be nucleophilic or free-radical substitution, as well as electrophilic.

E. Carbon Nucleophiles²⁶⁷

Some formations of new aryl-carbon bonds formed from aryl substrates have been considered in Chapter 10 (see **10-57**, **10-68**, **10-76**, **10-77**).

²⁵⁶Bacon, R.G.R.; Hill, H.A.O. *J. Chem. Soc.* **1964**, 1097, 1108. See also Nefedov, V.A.; Tarygina, L.K.; Kryuchkova, L.V.; Ryabokobylko, Yu.S. *J. Org. Chem. USSR* **1981**, 17, 487; Suzuki, H.; Kondo, A.; Ogawa, T. *Chem. Lett.* **1985**, 411; Liedholm, B.; Nilsson, M. *Acta Chem. Scand. Ser. B* **1988**, 42, 289; Clark, J.H.; Jones, C.W.; Duke, C.V.A.; Miller, J.M. *J. Chem. Res. (S)* **1989**, 238.

²⁵⁷Clark, J.H.; Jones, C.W. *J. Chem. Soc. Chem. Commun.* **1987**, 1409.

²⁵⁸Klapars, A.; Buchwald, S.L. *J. Am. Chem. Soc.* **2002**, 124, 14844.

²⁵⁹Yang, S.H.; Li, C.S.; Cheng, C.H. *J. Org. Chem.* **1987**, 52, 691.

²⁶⁰Arvela, R.K.; Leadbeater, N.E. *Synlett* **2003**, 1145.

²⁶¹Harrowven, D.C.; Nunn, M.I.T.; Fenwick, D.R. *Tetrahedron Lett.* **2001**, 42, 7501.

²⁶²For reviews of the synthesis of aryl iodides, see Merkushev, E.B. *Synthesis* **1988**, 923; *Russ. Chem. Rev.* **1984**, 53, 343.

²⁶³Taylor, E.C.; Kienzle, F.; McKillop, A. *Org. Synth.* **VI**, 826; Taylor, E.C.; Katz, A.H.; Alvarado, S.I.; McKillop, A. *J. Organomet. Chem.* **1985**, 285, C9. For reviews, see Usyatinskii, A.Ya.; Bregadze, V.I. *Russ. Chem. Rev.* **1988**, 57, 1054; Uemura, S., in Hartley, F. R.; Patai, S. *The Chemistry of the Metal-Carbon Bond*, Vol. 4, Wiley, NY, pp. 473-538. See also, Ishikawa, N.; Sekiya, A. *Bull. Chem. Soc. Jpn.* **1974**, 47, 1680; Taylor, E.C.; Altland, H.W.; McKillop, A. *J. Org. Chem.* **1975**, 40, 2351.

²⁶⁴De Meio, G.V.; Pinhey, J.T. *J. Chem. Soc. Chem. Commun.* **1990**, 1065.

²⁶⁵Thiebies, C.; Prakash, G.K.S.; Petasis N.A.; Olah, G.A. *Synlett* **1998**, 141.

²⁶⁶Szumigala, Jr., R.H.; Devine, P.N.; Gauthier Jr., D.R.; Volante, R.P. *J. Org. Chem.* **2004**, 69, 566.

²⁶⁷For a review of many of these reactions, see Artamkina, G.A.; Kovalenko, S.V.; Beletskaya, I.P.; Reutov, O.A. *Russ. Chem. Rev.* **1990**, 59, 750.

13-8 Cyanation of Aromatic Rings

Cyano-de-halogenation

Cyano-de-metalation



The reaction between aryl halides and cuprous cyanide is called the *Rosenmund-von Braun reaction*.²⁶⁸ Reactivity is in the order I > Br > Cl > F, indicating that the S_NAr mechanism does not apply.²⁶⁹ Other cyanides (e.g., KCN and NaCN) do not react with aryl halides, even activated ones. This reaction has been done in ionic liquids using CuCN.²⁷⁰ The reaction has also been done in water using CuCN, a phase transfer catalyst, and microwave irradiation.²⁷¹

Aryl halides reaction with metal cyanides, often with another transition metal catalyst, to give aryl nitriles (aryl cyanides). Aryl halides react with Zn(CN)₂ and a palladium catalyst, for example, to give the aryl nitrile.²⁷² Similarly, aryl iodides react with CuCN and a palladium catalyst to give the aryl nitrile.²⁷³ Potassium cyanide (KCN) reacts in a similar manner with a palladium catalyst.²⁷⁴ Sodium cyanide has been used with a copper catalyst and 20% KI.²⁷⁵ The reaction of aryl iodides and sodium cyanoborohydride/catechol, with a palladium catalyst, generates the aryl nitrile.²⁷⁶ Aryl bromides react with Ni(CN)₂ with microwave irradiation to give ArCN.²⁷⁷ In general, alkali cyanides do convert aryl halides to nitriles²⁷⁸ in dipolar aprotic solvents in the presence of Pd(II) salts²⁷⁹ or copper²⁸⁰ or nickel²⁸¹

²⁶⁸F For a review of cyano-de-halogenation, see Ellis, G.P.; Romney-Alexander, T.M. *Chem. Rev.* **1987**, *87*, 779.

²⁶⁹F For discussions of the mechanism, see Couture, C.; Paine, A.J. *Can. J. Chem.* **1985**, *63*, 111; Connor, J.A.; Leeming, S.W.; Price, R. *J. Chem. Soc. Perkin Trans. 1* **1990**, 1127.

²⁷⁰In bmiI, 1-*n*-butyl-3-methylimidazolium iodide: Wu, J.X.; Beck, B.; Ren, R.X. *Tetrahedron Lett.* **2002**, *43*, 387.

²⁷¹Arvela, R.K.; Leadbeater, N.W.; Torenus, H.M.; Tye, H. *Org. Biomol. Chem.* **2003**, *1*, 1119.

²⁷²Jin, F.; Confalone, P.N. *Tetrahedron Lett.* **2000**, *41*, 3271; Zhang, A.; Neumeyer, J.L. *Org. Lett.* **2003**, *5*, 201; Marcantonio, K.M.; Frey, L.F.; Liu, Y.; Chen, Y.; Strine, J.; Phenix, B.; Wallace, D.J.; Chen, C.-y. *Org. Lett.* **2004**, *6*, 3723; Ramnauth, J.; Bhardwaj, N.; Renton, P.; Rakhit, S.; Maddaford, S.P. *Synlett* **2003**, 2237. See Erker, T.; Nemeč, S. *Synthesis* **2004**, 23.

²⁷³Sakamoto, T.; Ohsawa, K. *J. Chem. Soc. Perkin Trans. 1* **1999**, 2323.

²⁷⁴Sundermeier, M.; Zapf, A.; Beller, M.; Sans, J. *Tetrahedron Lett.* **2001**, *42*, 6707; Yang, C.; Williams, J.M. *Org. Lett.* **2004**, *6*, 2837 (this reaction used a catalytic amount of tributyltin chloride as well).

²⁷⁵Zanon, J.; Klappers, A.; Buchwald, S.L. *J. Am. Chem. Soc.* **2003**, *125*, 2890.

²⁷⁶Jiang, B.; Kan, Y.; Zhang, A. *Tetrahedron* **2001**, *57*, 1581.

²⁷⁷Arvela, R.K.; Leadbeater, N.E. *J. Org. Chem.* **2003**, *68*, 9122.

²⁷⁸F For a list of reagents that convert aryl halides to cyanides, with references, see Larock, R.C. *Comprehensive Organic Transformations*, 2nd ed., Wiley-VCH, NY, **1999**, pp. 1705–1709.

²⁷⁹Takagi, K.; Okamoto, T.; Sakakibara, Y.; Ohno, A.; Oka, S.; Hayama, N. *Bull. Chem. Soc. Jpn.*, **1975**, *48*, 3298; **1976**, *49*, 3177. See also Sekiya, A.; Ishikawa, N. *Chem. Lett.* **1975**, 277; Takagi, K.; Sasaki, K.; Sakakibara, Y. *Bull. Chem. Soc. Jpn.* **1991**, *64*, 1118.

²⁸⁰Connor, J.A.; Gibson, D.; Price, R. *J. Chem. Soc. Perkin Trans. 1* **1987**, 619.

²⁸¹Cassar, L.; Foà, M.; Montanari, F.; Marinelli, G.P. *J. Organomet. Chem.* **1979**, *173*, 335; Sakakibara, Y.; Okuda, F.; Shimobayashi, A.; Kirino, K.; Sakai, M.; Uchino, N.; Takagi, K. *Bull. Chem. Soc. Jpn.* **1988**, *61*, 1985.

complexes. A nickel complex also catalyzes the reaction between aryl triflates and KCN to give aryl nitriles.²⁸²

Arylthallium bis(trifluoroacetates) (see **12-23**) can be converted to aryl nitriles by treatment with copper(I) cyanide in acetonitrile.²⁸³ Another procedure uses excess aqueous KCN followed by photolysis of the resulting complex ion $\text{ArTl}(\text{CN})_3^-$ in the presence of excess KCN.²⁸⁴ Alternatively, arylthallium acetates react with $\text{Cu}(\text{CN})_2$ or CuCN to give aryl nitriles.²⁸⁵ Yields from this procedure are variable, ranging from almost nothing to 90 or 100%. Aromatic ethers ArOR ²⁸⁶ have been photochemically converted to ArCN .

An indirect method involves the reaction of an aromatic ring with *tert*-butyllithium, particularly when there is a directing group (see **13-17**), followed by reaction with PhOCN (phenyl cyanate) to give the aryl nitrile.²⁸⁷ Another indirect method involves the palladium catalyzed reaction of aryl bromides with the cyanohydrin of acetone [$\text{Me}_2\text{C}(\text{OH})\text{CN}$] to give ArCN .²⁸⁸

OS III, 212, 631.

13-9 Coupling of Aryl and Alkyl Organometallic Compounds with Aryl Halides, Ethers, and Carboxylic Esters

Aryl-de-halogenation, and so on



A number of methods involving transition metals have been used to prepare unsymmetrical biaryls (see also, **13-11**). The uncatalyzed coupling of aryl halides and metalated aryls (particularly aryllithium reagents) is also known, including cyclization of organolithium reagents to aromatic rings.²⁸⁹ Noncatalyzed coupling reactions of aryllithium reagents and haloarenes can proceed via the well-known aryl route but in some cases, a novel addition-elimination pathway is possible when substituents facilitate a chelation-driven nucleophilic substitution pathway.²⁹⁰ Such noncatalyzed coupling reactions often proceed with high regioselectivity and high yield.²⁹⁰ Several noncatalyzed alternative routes are available. 2-Bromopyridine reacts with pyrrolidine, at 130°C with microwave irradiation, to give 2-(2-pyrrolidino)pyridine.²⁹¹ Aryl iodides undergo homo-coupling to give the biaryl by

²⁸²Chambers, M.R.I.; Widdowson, D.A. *J. Chem. Soc. Perkin Trans. 1* **1989**, 1365; Takagi, K.; Sakakibara, Y. *Chem. Lett.* **1989**, 1957.

²⁸³Taylor, E.C.; Katz, A.H.; McKillop, A. *Tetrahedron Lett.* **1984**, 25, 5473.

²⁸⁴Taylor, E.C.; Altland, H.W.; McKillop, A. *J. Org. Chem.* **1975**, 40, 2351.

²⁸⁵Uemura, S.; Ikeda, Y.; Ichikawa, K. *Tetrahedron* **1972**, 28, 3025.

²⁸⁶Letsinger, R.L.; Colb, A.L. *J. Am. Chem. Soc.* **1972**, 94, 3665.

²⁸⁷Sato, N. *Tetrahedron Lett.* **2002**, 43, 6403.

²⁸⁸Sundermeier, M.; Zapf, A.; Beller, M. *Angew. Chem. Int. Ed.* **2003**, 42, 1661.

²⁸⁹For a review of cyclization of organolithium reagents, see Clayden, J.; Kenworthy, M.N. *Synthesis* **2004**, 1721.

²⁹⁰See Becht, J.-M.; Gissot, A.; Wagner, A.; Mioskowski, C. *Chem. Eur. J.* **2003**, 9, 3209.

²⁹¹Narayan, S.; Seelhammer, T.; Gawley, R.E. *Tetrahedron Lett.* **2004**, 45, 757.

heating with triethylamine in an ionic liquid.²⁹² Arylsiloxanes react with aryl halides, for example, to give the biaryl derivative.²⁹³ The reaction of NaBPh₄ (sodium tetraphenylborate) and a silyl dichloride (Ph₂SiCl₂) gives biphenyl.²⁹⁴

There are many catalytic methods. A homo-coupling type reaction was reported in which PhSnBu₃ was treated with 10% CuCl₂, 0.5 equivalents of iodine and heated in DMF to give biphenyl.²⁹⁵ Arylsulfonyl chlorides also react with ArSnBu₃ with palladium and copper catalysts to give the biaryl.²⁹⁶ Aryl halides undergo homo-coupling to give the biaryl with a palladium catalyst²⁹⁷ or a nickel catalyst.²⁹⁸ In general, aryl tin compounds couple with aryl halides.²⁹⁹ An aryltin-aryl halide coupling has been done in ionic liquids.³⁰⁰ Aryl iodides have been coupled to form symmetric biphenyls using Pd(OAc)₂³⁰¹ and self-coupling occurs with aryl triflates under electrolysis conditions with a palladium catalyst.³⁰² A “double-coupling” reaction involving 2-trimethylsilylphenol *O*-triflate, allyltributyltin and allyl chloride, with CsF and a palladium catalyst, gave 1,2-diallylbenzene.³⁰³ Another homo-coupling reaction of pyridyl bromides was reported using NiBr₂ under electrolytic conditions.³⁰⁴ Thiophene derivatives,³⁰⁵ pyrrole,³⁰⁶ azoles,³⁰⁷ quinoline,³⁰⁸ and indolizine³⁰⁹ have been coupled to aryl halides using a palladium catalyst.

Grignard reagents couple with aryl halides without a palladium catalyst, by the benzyne mechanism,³¹⁰ but an iron catalyzed coupling reaction was reported,³¹¹ as

²⁹²In bmim PF₆, 1-butyl-3-methylimidazolium hexafluorophosphate: Park, S.B.; Alper, H. *Tetrahedron Lett.* **2004**, *45*, 5515.

²⁹³Mori, A.; Suguro, M. *Synlett* **2001**, 845; Murata, M.; Shimazaki, R.; Watanabe, S.; Masuda, Y. *Synthesis* **2001**, 2231.

²⁹⁴Sakurai, H.; Morimoto, C.; Hirao, T. *Chem. Lett.* **2001**, 1084. See also, Powell, D.A.; Fu, G.C. *J. Am. Chem. Soc.* **2004**, *126*, 7788.

²⁹⁵Kang, S.-K.; Baik, T.-G.; Jiao, X.H.; Lee, Y.-T. *Tetrahedron Lett.* **1999**, *40*, 2383.

²⁹⁶Dubbaka, S.R.; Vogel, P. *J. Am. Chem. Soc.* **2003**, *125*, 15292.

²⁹⁷Silveira, P.B.; Lando, V.R.; Dupont, J.; Monteiro, A.L. *Tetrahedron Lett.* **2002**, *43*, 2327; Kuroboshi, M.; Waki, Y.; Tanaka, H. *Synlett* **2002**, 637. See also, Venkatraman, S.; Li, C.-J. *Org. Lett.* **1999**, *1*, 1133.

²⁹⁸Leadbeater, N.E.; Resouly, S.M. *Tetrahedron Lett.* **1999**, *40*, 4243.

²⁹⁹Wang, J.; Scott, A.I. *Tetrahedron Lett.* **1996**, *37*, 3247; Saá, J.M.; Martorell, G.; García-Raso, A. *J. Org. Chem.* **1992**, *57*, 678; Littke, A.F.; Schwarz, L.; Fu, G.C. *J. Am. Chem. Soc.* **2002**, *124*, 6343; Kim, Y.M.; Yu, S. *J. Am. Chem. Soc.* **2003**, *125*, 1696.

³⁰⁰Grasa, G.A.; Nolan, S.P. *Org. Lett.* **2001**, *3*, 119.

³⁰¹Penalva, V.; Hassan, J.; Lavenot, L.; Gozzi, C.; Lemaire, M. *Tetrahedron Lett.* **1998**, *39*, 2559.

³⁰²Jutand, A.; Négri, S.; Mosleh, A. *J. Chem. Soc., Chem. Commun.* **1992**, 1729.

³⁰³Yoshikawa, E.; Radhakrishnan, K.V.; Yamamoto, Y. *Tetrahedron Lett.* **2000**, *41*, 729.

³⁰⁴de França, K.W.R.; Navarro, M.; Léonel, É.; Durandetti, M.; Nédélec, J.-Y. *J. Org. Chem.* **2002**, *67*, 1838.

³⁰⁵Glover, B.; Harvey, K.A.; Liu, B.; Sharp, M.J.; Tymoschenko, M.F. *Org. Lett.* **2003**, *5*, 301.

³⁰⁶With ZnCl₂ as an additive, see Rieth, R.D.; Mankand, N.P.; Calimano, E.; Sadighi, J.P. *Org. Lett.* **2004**, *6*, 3981.

³⁰⁷Sezen, B.; Sames, D. *Org. Lett.* **2003**, *5*, 3607.

³⁰⁸Quintin, J.; Franck, X.; Hocquemiller, R.; Figadère, B. *Tetrahedron Lett.* **2002**, *43*, 3547.

³⁰⁹Park, C.-H.; Ryabova, V.; Seregin, I. V.; Sromek, A. W.; Gevorgyan, V. *Org. Lett.* **2004**, *6*, 1159.

³¹⁰Du, C.F.; Hart, H.; Ng, K.D. *J. Org. Chem.* **1986**, *51*, 3162.

³¹¹Fürstner, A.; Leitner, A.; Méndez, M.; Krause, H. *J. Am. Chem. Soc.* **2002**, *124*, 13856.

well as a nickel-³¹² and a cobalt-catalyzed reaction.³¹³ The coupling reaction of an excess of a Grignard reagent (RMgX) with methoxy aromatic compounds, when the aromatic ring contains multiple alkoxy groups, proceeds with replacement of the OMe group by R.³¹⁴ Aryl Grignard reagents coupled with phenyl allyl sulfone, in the presence of an iron catalyst, to give ArCH₂CH=CH₂.³¹⁵ In a similar manner, aryl sulfone coupled with aryl Grignard reagents in the presence of a nickel catalyst.³¹⁶ Arylmagnesium compounds couple to give the symmetrical biaryl in the presence of TiCl₄.³¹⁷ Arylmagnesium halides couple with aryl tosylates in the presence of a palladium catalyst to give unsymmetrical biaryls,³¹⁸ and to halopyridines to give the arylated pyridine.³¹⁹ Aryl Grignard reagents can be coupled to arylidonium salts, with ZnCl₂ and a palladium catalyst, to give the biaryl.³²⁰ Specialized aryl bismuth compounds have been used with a palladium catalyst to convert aryl chlorides to biaryls,³²¹ and specialized alkyl indium complexes have been used with a palladium catalyst to give arenes.³²² α -Lithio lactams are coupled to aryl bromides using a palladium catalyst, giving α -aryl lactams.³²³

The homo-coupling of arylzinc iodides with a palladium catalyst has been reported.³²⁴ Vinyl halides, in the presence of an arylmagnesium halides, ZnCl₂ and a palladium catalyst, give the styrene compound.³²⁵ Aryl triflates (halides) couple with ArZn(halide) reagents in the presence of a nickel catalyst.³²⁶ Aryl triflates were coupled to triphenylbismuth using a palladium catalyst.³²⁷ Homo-coupling of triphenylbismuth is known,³²⁸ as well as the coupling of arylbismuth reagents to arylidonium salts³²⁹ and to aryltin compounds³³⁰ with palladium chloride. Similar coupling was accomplished with aryltellurium compounds.³³¹ Aryl iodides undergo

³¹²Dankwardt, J.W. *Angew. Chem. Int. Ed.* **2004**, *43*, 2428; Mongin, F.; Mojovic, L.; Guillamet, B.; Trécourt, F.; Quéguiner, G. *J. Org. Chem.* **2002**, *67*, 8991.

³¹³Korn, T.J.; Cahiez, G.; Knochel, P. *Synlett* **2003**, 1892.

³¹⁴Kojima, T.; Ohishi, T.; Yamamoto, I.; Matsuoka, T.; Kotsuki, H. *Tetrahedron Lett.* **2001**, *42*, 1709.

³¹⁵Gai, Y.; Julia, M.; Verpeaux, J.-N. *Bull. Soc. Chim. Fr.* **1996**, 133, 805.

³¹⁶Clayden, J.; Cooney, J.J.A.; Julia, M. *J. Chem. Soc. Perkin Trans. 1* **1995**, 7.

³¹⁷Inoue, A.; Kitagawa, K.; Shinokubo, H.; Oshima, K. *Tetrahedron* **2000**, *56*, 9601.

³¹⁸Roy, A.H.; Hartwig, J.F. *J. Am. Chem. Soc.* **2003**, *125*, 8704.

³¹⁹Bonnet, V.; Mongin, F.; Trécourt, F.; Quéguiner, G.; Knochel, P. *Tetrahedron Lett.* **2001**, *42*, 5717.

³²⁰Wang, L.; Chen, Z.-C. *Synth. Commun.* **2000**, *30*, 3607.

³²¹Yamazaki, O.; Tanaka, T.; Shimada, S.; Suzuki, Y.; Tanaka, M. *Synlett* **2004**, 1921.

³²²Shenglof, M.; Gelman, D.; Heymer, B.; Schumann, H.; Molander, G.A.; Blum, J. *Synthesis* **2003**, 302.

³²³Cossy, J.; de Filippis, A.; Pardo, D.G. *Synlett* **2003**, 2171.

³²⁴With NCS, Hossain, K.M.; Kameyama, T.; Shibata, T.; Takagi, K. *Bull. Chem. Soc. Jpn.* **2001**, *74*, 2415. See also, Venkatraman, S.; Li, C.-J. *Tetrahedron Lett.* **2000**, *41*, 4831; Albanese, D.; Landini, D.; Penso, M.; Petricci, S. *Synlett* **1999**, 199.

³²⁵Peyrat, J.-F.; Thomas, E.; L'Hermite, N.; Alami, M.; Brion, J.-D. *Tetrahedron Lett.* **2003**, *44*, 6703.

³²⁶Quesnelle, C.A.; Familoni, O.B.; Snieckus, V. *Synlett* **1994**, 349. For the use of NiCl₂/CrCl₂/Mn, see Chen, C. *Synlett* **2000**, 1491. For a reaction done with microwave irradiation, see Walla, P.; Kappe, C.O. *Chem. Commun.* **2004**, 564.

³²⁷Rao, M.L.N.; Yamazaki, O.; Shimada, S.; Tanaka, T.; Suzuki, Y.; Tanaka, M. *Org. Lett.* **2001**, *3*, 4103.

³²⁸Ohe, T.; Tanaka, T.; Kuroda, M.; Cho, C.S.; Ohe, K.; Uemura, S. *Bull. Chem. Soc. Jpn.* **1999**, *72*, 1851.

³²⁹Kang, S.-K.; Ryu, H.-C.; Kim, J.-W. *Synth. Commun.* **2001**, *31*, 1021.

³³⁰Kang, S.-K.; Ryu, H.-C.; Lee, S.-W. *Synth. Commun.* **2001**, *31*, 1027.

³³¹Kang, S.-K.; Lee, S.-W.; Kim, M.-S.; Kwon, H.S. *Synth. Commun.* **2001**, *31*, 1721.

a homo-coupling in the presence of hydroquinone and a palladium catalyst.³³² Arylgermanium compounds are coupled with aryl iodides using tetrabutylammonium fluoride and a palladium catalyst.³³³ Both alkylmanganese compounds (RMnCl)³³⁴ and Ph₃In³³⁵ react with aryl halides or aryl triflates to give the arene, as do arylbismuth reagents with aryl triflates.³³⁶ Aryl halides couple to vinyl acetates, with a cobalt catalyst, to give the styrene derivative.³³⁷ Aryl halides react with cyclopentadiene and Cp₂ZrCl₂ and a palladium catalyst to give pentaphenylcyclopentadiene.³³⁸ Aryl halides also react with phenols to form biaryls using a rhodium catalyst.³³⁹ Diaryliodonium salts react with PhPb(OAc)₃ and a palladium catalyst to give the biaryl.³⁴⁰ Arylsilanes can be coupled to aryl iodides using a palladium catalyst.³⁴¹ Aryl halides reacts with acrolein diethyl acetal under electrolysis conditions and a nickel catalyst to give the allyl arene (Ar-CH₂CH=CHOEt).³⁴²

Unsymmetrical binaphthyls were synthesized by photochemically stimulated reaction of naphthyl iodides with naphthoxide ions in an S_{RN}1 reaction.³⁴³ Methyl chloroacetate coupled with aryl iodides under electrolysis conditions, using a nickel catalyst.³⁴⁴ Unsymmetrical biaryls were prepared from two aryl iodides using a CuI catalyst and microwave irradiation.³⁴⁵

Alkylboronic acids are coupled to aryl halides using a palladium catalyst,³⁴⁶ analogous to the Suzuki reaction in **13-12**. Conversely, arylboronic acids can be coupled to aliphatic halides.³⁴⁷ Arylboronic acids can be coupled to allylic alcohols as well.³⁴⁸ Arylboronic acids (**12-28**) were shown to react directly with benzene in the presence of Mn(OAc)₃.³⁴⁹ Arylboronic acids also couple with alkyl halides in

³³²Hennings, D.D.; Iwama, T.; Rawal, V.H. *Org. Lett.* **1999**, *1*, 1205.

³³³Nakamura, T.; Kinoshita, H.; Shinokubo, H.; Oshima, K. *Org. Lett.* **2002**, *4*, 3165.

³³⁴Cahiez, G.; Luart, D.; Lecomte, F. *Org. Lett.* **2004**, *6*, 4395.

³³⁵Pérez, I.; Sestelo, J.P.; Sarandeses, L.A. *Org. Lett.* **1999**, *1*, 1267; *J. Am. Chem. Soc.* **2001**, *123*, 4155.

³³⁶Rao, M.L.N.; Shimada, S.; Tanaka, M. *Org. Lett.* **1999**, *1*, 1271.

³³⁷Gomes, P.; Gosmini, C.; Périchon, J. *Tetrahedron* **2003**, *59*, 2999.

³³⁸Dyker, G.; Heiermann, J.; Miura, M.; Inoh, J.-I.; Pivsa-Ast, S.; Satoh, T.; Nomura, M. *Chem. Eur. J.* **2000**, *6*, 3426.

³³⁹Bedford, R.B.; Limmert, M.E. *J. Org. Chem.* **2003**, *68*, 8669.

³⁴⁰Kang, S.-K.; Choi, S.-C.; Baik, T.-G. *Synth. Commun.* **1999**, *29*, 2493.

³⁴¹Denmark, S.E.; Wu, Z. *Org. Lett.* **1999**, *1*, 1495; Lee, H.M.; Nolan, S.P. *Org. Lett.* **2000**, *2*, 2053.

³⁴²Condon, S.; Dupré, D.; Nédélec, J.Y. *Org. Lett.* **2003**, *5*, 4701.

³⁴³Beugelmans, R.; Bois-Choussy, M.; Tang, Q. *Tetrahedron Lett.* **1988**, *29*, 1705. For other preparations of biaryls via S_{RN}1 processes, see Alam, N.; Amatore, C.; Combellas, C.; Thiébault, A.; Verpeaux, J.N. *Tetrahedron Lett.* **1987**, *28*, 6171; Pierini, A.B.; Baumgartner, M.T.; Rossi, R.A. *Tetrahedron Lett.* **1988**, *29*, 3429.

³⁴⁴Durandetti, M.; Nédélec, J.-Y.; Périchon, J. *J. Org. Chem.* **1996**, *61*, 1748.

³⁴⁵He, H.; Wu, Y.-J. *Tetrahedron Lett.* **2003**, *44*, 3445.

³⁴⁶Zou, G.; Reddy, Y.K.; Falck, J.R. *Tetrahedron Lett.* **2001**, *42*, 7217; Molander, G.A.; Yun, C.-S. *Tetrahedron* **2002**, *58*, 1465.

³⁴⁷Duan, Y.-Z.; Deng, M.-Z. *Tetrahedron Lett.* **2003**, *44*, 3423; Bandgar, B.P.; Bettigeri, S.V.; Phopase, J. *Tetrahedron Lett.* **2004**, *45*, 6959.

³⁴⁸Tsukamoto, H.; Sato, M.; Kondo, Y. *Chem. Commun.* **2004**, 1200; Kayaki, Y.; Koda, T.; Ikariya, T. *Eur. J. Org. Chem.* **2004**, 4989.

³⁴⁹Demir, A.S.; Reis, Ö.; Emrullahoglu, M. *J. Org. Chem.* **2003**, *68*, 578.

the presence of palladium(II) acetate³⁵⁰ or a nickel catalyst.³⁵¹ Vinylboronic acids coupled to aryl halides to give the vinyl coupling product.³⁵² Vinylboronic acids have been coupled to aryl diazonium salts (**13-25**) without added base, using a palladium catalyst with an imidazolium ligand.³⁵³

Alkyltrifluoroborates (RBF₃K, see **12-28**) react with aryl triflates³⁵⁴ or aryl halides,³⁵⁵ or aryl iodonium salts³⁵⁶ with a palladium catalyst, to give the arene. The reaction is compatible with sensitive functionality, such as an epoxide unit.

It is possible to couple metalated alkyl compounds to aryl compounds. The lithium enolate anion of an ester was coupled to an aryl halide, for example, using a palladium catalyst.³⁵⁷


Chiral vinyl sulfoxides have been coupled to aryl iodides to give a chiral allylic aryl compounds (C=C-CH₂-Ar), in a three-step procedure with good enantioselectivity.³⁵⁸

The reaction of a cyclic zirconium–diene complex and an aryl diiodide, with CuCl, leads to highly substituted naphthalene derivatives.³⁵⁹

OS VI, 916; VIII, 430, 586; X, 9, 448.

13-10 Arylation and Alkylation of Alkenes

Alkylation or Alkyl-de-hydrogenation, and so on



Arylation of alkenes can also be achieved³⁶⁰ by treatment with an “arylpalladium” reagent, typically generated *in situ* from an aryl halide or other suitably functionalized aromatic compound and a palladium(0) catalyst.³⁶¹ Other methods

³⁵⁰Kirchhoff, J.H.; Netherton, M.R. Hills, I.D.; Fu, G.C. *J. Am. Chem. Soc.* **2002**, *124*, 13662.

³⁵¹Zhou, J.; Fu, G.C. *J. Am. Chem. Soc.* **2004**, *126*, 1340.

³⁵²Collet, S.; Danion-Bougout, R.; Danion, D. *Synth. Commun.* **2001**, *31*, 249.

³⁵³Andrus, M.B.; Song, C. *Org. Lett.* **2001**, *3*, 3761; Andrus, M.B.; Song, C.; Zhang, J. *Org. Lett.* **2002**, *4*, 2079.

³⁵⁴Molander, G.A.; Yun, C.-S.; Ribagorda, M.; Biolatto, B. *J. Org. Chem.* **2003**, *68*, 5534.

³⁵⁵Molander, G.A.; Ribagorda, M. *J. Am. Chem. Soc.* **2003**, *125*, 11148.

³⁵⁶Xia, M.; Chen, Z.-C. *Synth. Commun.* **1999**, *29*, 2457.

³⁵⁷Moradi, W.A.; Buchwald, S.L. *J. Am. Chem. Soc.* **2001**, *123*, 7996.

³⁵⁸de la Rosa, J.C.; Díaz, N.; Carretero, J.C. *Tetrahedron Lett.* **2000**, *41*, 4107.

³⁵⁹Zhou, X.; Li, Z.; Wang, H.; Kitamura, M.; Kanno, K.-i.; Nakajima, K.; Takahashi, T. *J. Org. Chem.* **2004**, *69*, 4559.

³⁶⁰For reviews of this and related reactions, see Heck, R.F. *Palladium Reagents in Organic Syntheses*, Academic Press, NY, **1985**, pp. 179–321; Ryabov, A.D. *Synthesis* **1985**, 233; Heck, R.F. *Org. React.* **1982**, *27*, 345; Moritani, I.; Fujiwara, Y. *Synthesis* **1973**, 524. See Cabri, W.; Candiani, I. *Acc. Chem. Res.* **1995**, *28*, 2.

³⁶¹For reviews, see Heck, R.F. *Acc. Chem. Res.* **1979**, *12*, 146; *Pure Appl. Chem.* **1978**, *50*, 691; Kozhevnikov, I.V. *Russ. Chem. Rev.* **1983**, *52*, 138. See also Bender, D.D.; Stakem, F.G.; Heck, R.F. *J. Org. Chem.* **1982**, *47*, 1278; Spencer, A. *J. Organomet. Chem.* **1983**, 258, 101. See also, Bozell, J.J.; Vogt, C.E. *J. Am. Chem. Soc.* **1988**, *110*, 2655; Andersson, C.; Karabelas, K.; Hallberg, A.; Andersson, C. *J. Org. Chem.* **1985**, *50*, 3891; Merlic, C.A.; Semmelhack, M.F. *J. Organomet. Chem.* **1990**, *391*, C23; Larock, R.C.; Johnson, P.L. *J. Chem. Soc. Chem. Commun.* **1989**, 1368.

are available for this arylation reaction.³⁶² Treatment of an arylmercury compound (either Ar₂Hg or ArHgX) with LiPdCl₃ (ArHgX → “ArPdX”) can generate the appropriate intermediate,³⁶³ and in some cases other noble metal salts have been used. The palladium catalyzed aryl–alkene coupling reaction is known as *the Heck reaction*. The reaction works best with aryl iodides, although conditions have been developed for aryl bromides and aryl chlorides.³⁶⁴ Aryldiazonium salts (**13-25**), rather than aryl halides, have also been used in the Heck reaction.³⁶⁵ When 2,3,4,5,6-pentafluorobromobenzene was used as a substrate, coupling occurred via the bromine, giving the pentafluorophenyl alkene.³⁶⁶ Aryl halides bearing ortho-substituents also under the coupling reaction.³⁶⁷ Heteroaryl halides can be used in the couple reaction.³⁶⁸ Note that acetanilide derivatives reacted with conjugated esters to give the Heck product in acetic acid using a palladium catalyst.³⁶⁹ Other activated aromatic compounds couple in a similar manner using palladium catalysts³⁷⁰ unactivated aromatic compounds using special reaction conditions.³⁷¹

Unlike **13-26**, the Heck reaction is not limited to activated substrates. The substrate can be a simple alkene, or it can contain a variety of functional groups, such as ester, ether,^{372,373} carboxyl, phenolic, or cyano groups.³⁷⁴ Coupling with vinyl ethers has been reported, C=C–OR → C=C(Ar)OR.³⁷⁵ The Heck reaction can be done with heterocyclic compounds,³⁷⁶ and the C–C unit of compounds, such as indene, react with aryl iodides and palladium catalyst without the need for

³⁶²For other methods, see Tsuji, J.; Nagashima, H. *Tetrahedron* **1984**, *40*, 2699; Kikukawa, K.; Naritomi, M.; He, G.; Wada, F.; Matsuda, T. *J. Org. Chem.* **1985**, *50*, 299; Chen, Q.; Yang, Z. *Tetrahedron Lett.* **1986**, *27*, 1171; Kasahara, A.; Izumi, T.; Miyamoto, K.; Sakai, T. *Chem. Ind. (London)* **1989**, 192; Miura, M.; Hashimoto, H.; Itoh, K.; Nomura, M. *Tetrahedron Lett.* **1989**, *30*, 975.

³⁶³Heck, R.F. *J. Am. Chem. Soc.* **1968**, *90*, 5518, 5526, 5535. For a review, see Larock, R.C. *Organomercury Compounds in Organic Synthesis*, Springer, NY, **1985**, pp. 273–292.

³⁶⁴For reviews, see Whitcombe, N.J.; Hii, K.K.; Gibson, S.E. *Tetrahedron* **2001**, *57*, 7449; Littke, A.F.; Fu, G.C. *Angew. Chem. Int. Ed.* **2002**, *41*, 4176.

³⁶⁵Sengupta, S.; Bhattacharyya, S. *Tetrahedron Lett.* **2001**, *42*, 2035; Masllorens, J.; Moreno-Mañas, M.; Pla-Quintana, A.; Roglans, A. *Org. Lett.* **2003**, *5*, 1559; Dai, M.; Liang, B.; Wang, C.; Chen, J.; Yang, Z. *Org. Lett.* **2004**, *6*, 221.

³⁶⁶Albéniz, A.C.; Espinet, P.; Martín-Ruiz, B.; Milstein, D. *J. Am. Chem. Soc.* **2001**, *123*, 11504.

³⁶⁷Littke, A.F.; Fu, G.C. *J. Am. Chem. Soc.* **2001**, *123*, 6989; Feuerstein, M.; Doucet, H.; Santelli, M. *Synlett* **2001**, 1980.

³⁶⁸See Park, S.B.; Alper, H. *Org. Lett.* **2003**, *5*, 3209. See also, Zeni, G.; Larock, R.C. *Chem. Rev.* **2004**, *104*, 2285.

³⁶⁹Boele, M. D. K.; van Strijdonck, G. P. F.; de Vries, A. H. M.; Kamer, P. C. J.; de Vries, J. G.; van Leeuwen, P. W. N. M. *J. Am. Chem. Soc.* **2002**, *124*, 1586.

³⁷⁰Myers, A.G.; Tanaka, D.; Mannion, M.R. *J. Am. Chem. Soc.* **2002**, *124*, 11250.

³⁷¹Yokota, T.; Tani, M.; Sakaguchi, S.; Ishii, Y. *J. Am. Chem. Soc.* **2003**, *125*, 1476.

³⁷²For a review pertaining to enol ethers, see Daves, Jr., G.D. *Adv. Met.-Org. Chem.* **1991**, *2*, 59.

³⁷³Larhed, M.; Hallberg, A. *J. Org. Chem.* **1996**, *61*, 9582.

³⁷⁴For a review of cases where the alkene contains a heteroatom, see Daves, Jr., G.D.; Hallberg, A. *Chem. Rev.* **1989**, *89*, 1433.

³⁷⁵Andappan, M.M.S.; Nilsson, P.; von Schenck, H.; Larhed, M. *J. Org. Chem.* **2004**, *69*, 5212.

³⁷⁶Pyridines: Draper, T.L.; Bailey, T.R. *Synlett* **1995**, 157.

preparing the halide.³⁷⁷ The Heck reaction has also been performed intramolecularly.³⁷⁸ Asymmetric Heck reactions are known³⁷⁹ and the effects of high pressure have been studied.³⁸⁰

Ethylene is the most reactive alkene. Increasing substitution lowers the reactivity. Substitution therefore takes place at the less highly substituted side of the double bond.³⁸¹ The aryl halide or aryl triflate can be coupled to dienes,³⁸² allenes,³⁸³ allylic silanes,³⁸⁴ allylic amines,³⁸⁵ vinyl phosphonate esters,³⁸⁶ and with terminal alkynes.³⁸⁷ Alkylation can also be accomplished, but only if the alkyl group lacks a β -hydrogen, for example, the reaction is successful for the introduction of methyl, benzyl, and neopentyl groups.³⁸⁸ However, vinylic groups, even those possessing β -hydrogens, have been successfully introduced (to give 1,3-dienes) by the reaction of the alkene with a vinylic halide in the presence of a trialkylamine and a palladium(0) catalyst.³⁸⁹ Aryl iodides can be coupled to 1-methyl-1-vinyl- and 1-methyl-1-(prop-2-enyl)silacyclobutane with desilylation, using a palladium catalyst and Bu_4NF , to give the corresponding styrene derivative.³⁹⁰ Indene reacts with iodobenzene with a palladium catalyst to give the phenylindene (80:20 C3/C2).³⁹¹

Control of regiochemistry is a serious problem in the addition to unsymmetrical alkenes. Some regioselectivity can be obtained by the use of alkenes attached to an

³⁷⁷Nifant'ev, I.E.; Sitnikov, A.A.; Andriukhova, N.V.; Laishevstev, I.P.; Luzikov, Y.N. *Tetrahedron Lett.* **2002**, *43*, 3213.

³⁷⁸See, for example, Negishi, E.; Zhang, Y.; O'Connor, B. *Tetrahedron Lett.* **1988**, *29*, 2915; Larock, R.C.; Song, H.; Baker, B.E.; Gong, W.H. *Tetrahedron Lett.* **1988**, *29*, 2919; Dounay, A.B.; Hatanaka, K.; Kodanko, J.J.; Oestreich, M.; Overman, L.E.; Pfeifer, L.A.; Weiss, M.M. *J. Am. Chem. Soc.* **2003**, *125*, 6261. For a review of the asymmetric intramolecular Heck reaction, see Dounay, A.B.; Overman, L.E. *Chem. Rev.* **2003**, *103*, 2945. Also see Lee, S.W.; Fuchs, P.L. *Tetrahedron Lett.* **1993**, *34*, 5209; Echavarren, A.M.; Gómez-Lor, B.; González, J.J.; de Frutos, Ó. *Synlett* **2003**, 585.

³⁷⁹Shibasaki, M.; Boden, D.J.; Kojima, A. *Tetrahedron* **1997**, *53*, 737.

³⁸⁰Sugihara, T.; Yakebayashi, M.; Kaneko, C. *Tetrahedron Lett.* **1995**, *36*, 5547; Buback, M.; Perković, T.; Redlich, S.; de Meijere, A. *Eur. J. Org. Chem.* **2003**, 2375.

³⁸¹Heck, R.F. *J. Am. Chem. Soc.* **1969**, *91*, 6707; **1971**, *93*, 6896.

³⁸²Jeffery, T. *Tetrahedron Lett.* **1992**, *33*, 1989.

³⁸³Chang, H.-M.; Cheng, C.-H. *J. Org. Chem.* **2000**, *65*, 1767.

³⁸⁴Jeffery, T. *Tetrahedron Lett.* **2000**, *41*, 8445.

³⁸⁵Olofsson, K.; Larhed, M.; Hallberg, A. *J. Org. Chem.* **2000**, *65*, 7235; Wu, J.; Marcoux, J.-F. Davies, I.W.; Reider, P.J. *Tetrahedron Lett.* **2001**, *42*, 159.

³⁸⁶Kabalka, G.W.; Guchhait, S.K.; Naravane, A. *Tetrahedron Lett.* **2004**, *45*, 4685.

³⁸⁷Cassar, L. *J. Organomet. Chem.* **1975**, *93*, 253; Dieck, H.A.; Heck, R.F. *J. Organomet. Chem.* **1975**, *93*, 259; Kundu, N.G.; Pal, M.; Mahanty, J.S.; Dasgupta, S.K. *J. Chem. Soc. Chem. Commun.* **1992**, 41. See also Heck, R.F. *Palladium Reagents in Organic Syntheses*, Academic Press, NY, **1985**, pp. 299–306.

³⁸⁸Heck, R.F. *J. Organomet. Chem.* **1972**, *37*, 389; Heck, R.F.; Nolley Jr., J.P. *J. Org. Chem.* **1972**, 3720.

³⁸⁹Kim, J.I.; Patel, B.A.; Heck, R.F. *J. Org. Chem.* **1981**, *46*, 1067; Heck, R.F. *Pure Appl. Chem.* **1981**, *53*, 2323. See also Luong-Thi, N.; Riviere, H. *Tetrahedron Lett.* **1979**, 4657; Jeffery, T. *J. Chem. Soc. Chem. Commun.* **1991**, 324; Scott, W.J.; Peña, M.R.; Swärd, K.; Stoessel, S.J.; Stille, J.K. *J. Org. Chem.* **1985**, *50*, 2302; Larock, R.C.; Gong, W.H. *J. Org. Chem.* **1989**, *54*, 2047. For a new palladium catalyst on intercalated clay, see Varma, R.S.; Naicker, K.P.; Liesen, P.J. *Tetrahedron Lett.* **1999**, *40*, 2075.

³⁹⁰Denmark, S.E.; Wang, Z. *Synthesis* **2000**, 999.

³⁹¹Nifant'ev, I.E.; Sitnikov, A.A.; Andriukhova, N.V.; Laishevstev, I.P.; Luzikov, Y.N. *Tetrahedron Lett.* **2002**, *43*, 3213.

auxiliary coordinating group,³⁹² the use of special ligands and acrylate or styrene as substrates.³⁹³ Steric effects are thought to control regioselectivity,³⁹⁴ but electronic influences have also been proposed.³⁹⁵ It has been shown that the presence of steric effects generally improve 1,2-selectivity, and that electronic effects can be used to favor 1,2- or 2,1-selectivity.³⁹⁶

Phosphine free catalysts³⁹⁷ and halogen-free reactions³⁹⁸ are known for the Heck reaction. Improvements on the palladium catalyst system are constantly being reported,³⁹⁹ including polymer-supported catalysts.⁴⁰⁰ The influence of the ligand has been examined.⁴⁰¹ Efforts have been made to produce a homogeneous catalyst for the Heck reaction.⁴⁰² The Heck reaction can be done in aq. media,⁴⁰³ in perfluorinated solvents,⁴⁰⁴ in polyethylene glycol,⁴⁰⁵ in neat tricaprilmethylammonium

³⁹²Nilsson, P.; Larhed, M.; Hallberg, A. *J. Am. Chem. Soc.* **2001**, *123*, 8217 and earlier references.

³⁹³Ludwig, M.; Strömberg, S.; Svensson, M.; Åkermark, B. *Organometallics* **1999**, *18*, 970; Brown, J.M.; Hii, K.K. *Angew. Chem. Int. Ed.* **1996**, *35*, 657.

³⁹⁴Collman, J.P.; Hegedus, L.S.; Norton, J.R.; Finke, R.G., *Principles and Applications of Organotransition Metal Chemistry*, 2nd ed., University Science Books, Mill Valley, CA, **1987**; Cornils, B., Herrmann, A.W., Eds., *Applied Homogeneous Catalysis with Organometallic Compounds*, Wiley, NY, **1996**; Vol. 2; Heck, R.F. *Acc. Chem. Res.* **1979**, *12*, 146.

³⁹⁵Cabri, W.; Candiani, I. *Acc. Chem. Res.* **1995**, *28*, 2.

³⁹⁶von Schenck, H.; Åkermark, B.; Svensson, M. *J. Am. Chem. Soc.* **2003**, *125*, 3503.

³⁹⁷Reetz, M.T.; Westermann, E.; Lohmer, R.; Lohmer, G. *Tetrahedron Lett.* **1998**, *39*, 8449; Gruber, A.S.; Pozebon, D.; Monteiro, A.L.; Dupont, J. *Tetrahedron Lett.* **2001**, *42*, 7345.

³⁹⁸Hirabayashi, K.; Nishihara, Y.; Mori, A.; Hiyama, T. *Tetrahedron Lett.* **1998**, *39*, 7893.

³⁹⁹Miyazaki, F.; Yamaguchi, K.; Shibasaki, M. *Tetrahedron Lett.* **1999**, *40*, 7379; Calò, V.; Nacci, A.; Lopez, L.; Mannarini, N. *Tetrahedron Lett.* **2000**, *41*, 8973; Iyer, S.; Ramesh, C. *Tetrahedron Lett.* **2000**, *41*, 8981; Rosner, T.; Le Bars, J.; Pfaltz, A.; Blackmond, D.G. *J. Am. Chem. Soc.* **2001**, *123*, 1848; Iyer, S.; Jayanthi, A. *Tetrahedron Lett.* **2001**, *42*, 7877; Selvakumar, K.; Zapf, A.; Beller, M. *Org. Lett.* **2002**, *4*, 3031; Feuerstein, M.; Doucet, H.; Santelli, M. *Tetrahedron Lett.* **2002**, *43*, 2191. For a recyclable catalyst, see Bergbreiter, D.E.; Osburn, P.L.; Liu, Y.-S. *J. Am. Chem. Soc.* **1999**, *121*, 9531. For the use of palladium nanoparticles, see Calò, V.; Nacci, A.; Monopoli, A.; Laera, S.; Cioffi, N. *J. Org. Chem.* **2003**, *68*, 2929. For a heterogeneous catalyst, see Srivastava, R.; Venkatathri, N.; Srinivas, D.; Ratnasamy, P. *Tetrahedron Lett.* **2003**, *44*, 3649.

⁴⁰⁰Leese, M.P.; Williams, J.M.J. *Synlett* **1999**, 1645; Lin, C.-A.; Luo, F.-T. *Tetrahedron Lett.* **2003**, *44*, 7565. For a zeolite-supported palladium catalyst, see Djakovitch, L.; Koehler, K. *J. Am. Chem. Soc.* **2001**, *123*, 5990.

⁴⁰¹For a review, see Qadir, M.; Möchel, T.; Hii, K.K. *Tetrahedron* **2000**, *56*, 7975. Feuerstein, M.; Doucet, H.; Santelli, M. *J. Org. Chem.* **2001**, *66*, 5923; Yang, C.; Lee, H.M.; Nolan, S.P. *Org. Lett.* **2001**, *3*, 1511; Tani, M.; Sakaguchi, S.; Ishii, Y. *J. Org. Chem.* **2004**, *69*, 1221; Yang, D.; Chen, Y.-C.; Zhu, N.-Y. *Org. Lett.* **2004**, *6*, 1577; Eberhard, M.R. *Org. Lett.* **2004**, *6*, 2125; Berthiol, F.; Doucet, H.; Santelli, M. *Tetrahedron Lett.* **2003**, *44*, 1221; Liu, J.; Zhao, Y.; Zhou, Y.; Li, L.; Zhang, T.Y.; Zhang, H. *Org. Biomol. Chem.* **2003**, *1*, 3227. A reaction was reported using palladium acetate in dimethylacetamide and no added ligand, see Yao, Q.; Kinney, E.P.; Yang, Z. *J. Org. Chem.* **2003**, *68*, 7528. For a phosphine-free reaction see Consorti, C.S.; Zanini, M.L.; Leal, S.; Ebeling, G.; Dupont, J. *Org. Lett.* **2003**, *5*, 983.

⁴⁰²Nair, D.; Scarpello, J.T.; White, L.S.; dos Santos, L.M.F.; Vankelecom, I.F.J.; Livingston, A.G. *Tetrahedron Lett.* **2001**, *42*, 8219.

⁴⁰³Jeffery, T. *Tetrahedron Lett.* **1994**, *35*, 3051; Gron, L.U.; Tinsley, A.S. *Tetrahedron Lett.* **1999**, *40*, 227.

⁴⁰⁴Moineau, J.; Pozzi, G.; Quici, S.; Sinou, D. *Tetrahedron Lett.* **1999**, *40*, 7683.

⁴⁰⁵Chandrasekhar, S.; Narsihmulu, Ch.; Sultana, S.S.; Reddy, N.R. *Org. Lett.* **2002**, *4*, 4399.

chloride,⁴⁰⁶ and in supercritical CO₂ (see p. 414).⁴⁰⁷ A noncatalytic reaction was reported using supercritical water.⁴⁰⁸ The reaction has been done on solid support,⁴⁰⁹ including Montmorillonite clay,⁴¹⁰ glass beads,⁴¹¹ on a reverse-phase silica support,⁴¹² and using microwave irradiation.⁴¹³ A microwave irradiated Heck coupling was done in water using a palladium catalyst.⁴¹⁴ The Heck reaction has also been in ionic liquids,⁴¹⁵ and it is known that the nature of the halide is important in such reactions.⁴¹⁶

The evidence is in accord with an addition–elimination mechanism (addition of ArPdX followed by elimination of HPdX) in most cases.⁴¹⁷ In the conventionally accepted reaction mechanism,⁴¹⁸ a four-coordinate aryl–Pd(II) intermediate is formed by oxidative addition of the aryl halide to a Pd(0) complex prior to olefin addition. This suggests that cleavage of the dimeric precursor complex, reduction of Pd²⁺, and ligand dissociation combine to give a viable catalytic species.⁴¹⁹ If these processes occur on a time scale comparable to that of the catalytic reaction, non-steady-state catalysis could occur while the active catalyst is forming, and an

⁴⁰⁶Perosa, A.; Tundo, P.; Selva, M.; Zinovyev, S.; Testa, A. *Org. Biomol. Chem.* **2004**, *2*, 2249.

⁴⁰⁷Shezad, N.; Oakes, R.S.; Clifford, A.A.; Rayner, C.M. *Tetrahedron Lett.* **1999** *40*, 2221; Bhanage, B.M.; Ikushima, Y.; Shirai, M.; Arai, M. *Tetrahedron Lett.* **1999** *40*, 6427; Cacchi, S.; Fabrizi, G.; Gasparrini, F.; Villani, C. *Synlett* **1999**, 345; Early, T.R.; Gordon, R.S.; Carroll, M.A.; Holmes, A.B.; Shute, R.E.; McConvey, I.F. *Chem. Commun.* **2001**, 1966. For a discussion of selectivity in scCO₂, see Kayaki, Y.; Noguchi, Y.; Ikariya, T. *Chem. Commun.* **2000**, 2245.

⁴⁰⁸Zhang, R.; Sato, O.; Zhao, F.; Sato, M.; Ikushima, Y. *Chem. Eur. J.* **2004**, *10*, 1501.

⁴⁰⁹Franzén, R. *Can. J. Chem.* **2000**, *78*, 957.

⁴¹⁰Ramchandani, R.K.; Uphade, B.S.; Vinod, M.P.; Wakharkar, R.D.; Choudhary, V.R.; Sudalai, A. *Chem. Commun.* **1997**, 2071.

⁴¹¹Tonks, L.; Anson, M.S.; Hellgardt, K.; Mirza, A.R.; Thompson, D.F.; Williams, J.M.J. *Tetrahedron Lett.* **1997**, *38*, 4319.

⁴¹²Anson, M.S.; Mirza, A.R.; Tonks, L.; Williams, J.M.J. *Tetrahedron Lett.* **1999** *40*, 7147.

⁴¹³Li, J.; Mau, A.W.-H.; Struass, C.R. *Chem. Commun.* **1997**, 1275; Díaz-Ortiz, Á.; Prieto, P.; Vázquez, E. *Synlett* **1997**, 269; Xie, X.; Lu, J.; Chen, B.; Han, J.; She, X.; Pan, X. *Tetrahedron Lett.* **2004**, *45*, 809. For microwave assisted, enantioselective Heck reactions, see Nilsson, P.; Gold, H.; Larhed, M.; Hallberg, A. *Synthesis* **2002**, 1611.

⁴¹⁴Wang, J.-X.; Liu, Z.; Hu, Y.; Wei, B.; Bai, L. *Synth. Commun.* **2002**, *32*, 1607.

⁴¹⁵In **bmim PF₆**, 1-butyl-3-methylimidazolium hexafluorophosphate: Carmichael, A.J.; Earle, M.J.; Holbrey, J.D.; McCormac, P.B.; Seddon, K.R. *Org. Lett.* **1999**, *1*, 997; Hagiwara, H.; Shimizu, Y.; Hoshi, T.; Suzuki, T.; Ando, M.; Ohkubo, K.; Yokoyama, C. *Tetrahedron Lett.* **2001**, *42*, 4349. In **bmim PF₆** with microwave irradiation, see Vallin, K.S.A.; Emilsson, P.; Larhed, M.; Hallberg, A. *J. Org. Chem.* **2002**, *67*, 6243. In **bmim BF₄**, 1-butyl-3-methylimidazolium tetrafluoroborate: Handy, S.T.; Zhang, X. *Org. Lett.* **2001**, *3*, 233. In **bbim Br**, 1,3-di-*n*-butylimidazolium bromide, Deshmukh, R.R.; Rajagopal, R.; Srinivasan, K.V. *Chem. Commun.* **2001**, 1544. In a **tetrabutylammonium bromide melt**, Calò, V.; Nacci, A.; Monopoli, A.; Lopez, L.; di Cosmo, A. *Tetrahedron* **2001**, *57*, 6071. See Hagiwara, H.; Sugawara, Y.; Isobe, K.; Hoshi, T.; Suzuki, T. *Org. Lett.* **2004**, *6*, 2325; Okubo, K.; Shirai, M.; Yokoyama, C. *Tetrahedron Lett.* **2002**, *43*, 7115.

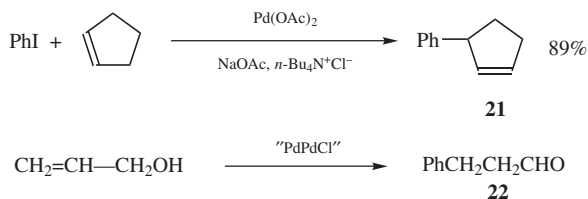
⁴¹⁶Handy, S.T.; Okello, M. *Tetrahedron Lett.* **2003**, *44*, 8395.

⁴¹⁷Heck, R.F. *J. Am. Chem. Soc.* **1969**, *91*, 6707; Shue, R.S. *J. Am. Chem. Soc.* **1971**, *93*, 7116; Heck, R.F.; Nolley Jr., J.P. *J. Org. Chem.* **1972**, 3720.

⁴¹⁸Heck, R. F. *Comprehensive Organic Synthesis*, Vol. 4, Trost, B.M., Fleming, I., Eds., Pergamon, Oxford, NY, **1991**, p 833; de Meijere, A.; Meyer, F.E. *Angew. Chem. Int. Ed.* **1994**, *33*, 2379; Cabri, W.; Candiani, I. *Acc. Chem. Res.* **1995**, *28*, 2; Crisp, G.T. *Chem. Soc. Rev.* **1998**, *27*, 427.

⁴¹⁹Rosner, T.; Pfaltz, A.; Blackmond, D. G. *J. Am. Chem. Soc.* **2001**, *123*, 4621.

analysis of reaction kinetics under dry conditions was reported.⁴¹⁹ In this study, the mechanism requires a first-order dependence on olefin concentration, and anomalous kinetics may be observed when the rate-limiting step is not directly on the catalytic cycle.⁴¹⁹



The reactions are stereospecific, yielding products expected from syn addition followed by syn elimination.⁴²⁰ Because the product is formed by an elimination step, with suitable substrates double bond migration can occur, resulting in allylic rearrangement (as in the reaction of cyclopentene and iodobenzene to give **21**).⁴²¹ Primary and secondary allylic alcohols (and even non-allylic unsaturated alcohols⁴²²) give aldehydes, such as **22** or ketones that are products of double-bond migration.⁴²³ Similarly, dihydrofurans react with aryl triflates and a palladium catalyst that includes a chiral ligand, to give the 5-phenyl-3,4-dihydrofuran with good enantioselectivity.⁴²⁴ A similar reaction was reported for an *N*-carbamoyl dihydropyrrole.⁴²⁵ It has been reported that double bond isomerization can be suppressed in intramolecular Heck reactions done in supercritical CO₂ (see p. 414).⁴²⁶ The mechanistic implications of asymmetric Heck reactions has been examined.⁴²⁷

There are a number of variations of this reaction, including the use of transition metal catalyst other than palladium. A silane-tethered, intramolecular Heck reaction has been reported.⁴²⁸ Arylphosphonic acids, ArP(=O)(OH)₂, couple to aryl alkenes in the presence of a palladium catalyst.⁴²⁹ Aryl halides couple with vinyl

⁴²⁰Heck, R.F. *J. Am. Chem. Soc.* **1969**, *91*, 6707; Moritani, I.; Danno, S.; Fujiwara, Y.; Teranishi, S. *Bull. Chem. Soc. Jpn.* **1971**, *44*, 578. See Masllorens, J.; Moreno-Mañas, M.; Pla-Quintana, A.; Plexats, R.; Roglans, A. *Synthesis* **2002**, 1903.

⁴²¹Larock, R.C.; Baker, B.E. *Tetrahedron Lett.* **1988**, *29*, 905. Also see, Larock, R.C.; Gong, W.H.; Baker, B.E. *Tetrahedron Lett.* **1989**, *30*, 2603.

⁴²²Larock, R.C.; Leung, W.; Stolz-Dunn, S. *Tetrahedron Lett.* **1989**, *30*, 6629.

⁴²³See, for example, Melpolder, J.P.; Heck, R.F. *J. Org. Chem.* **1976**, *41*, 265; Chalk, A.J.; Magennis, S.A. *J. Org. Chem.* **1976**, *41*, 273, 1206.

⁴²⁴Tietze, L.F.; Thede, K.; Sannicolò, F. *Chem. Commun.* **1999**, 1811; Hashimoto, Y.; Horie, Y.; Hayashi, M.; Saigo, K. *Tetrahedron Asymmetry* **2000**, *11*, 2205; Gilbertson, S.R.; Xie, D.; Fu, Z. *J. Org. Chem.* **2001**, *66*, 7240; Gilbertson, S.R.; Fu, Z. *Org. Lett.* **2001**, *3*, 161; Hennessy, A.J.; Connolly, D.J.; Malone, Y.M.; Buiry, P.J. *Tetrahedron Lett.* **2000**, *41*, 7757.

⁴²⁵Servino, E.A.; Correia, C.R.D. *Org. Lett.* **2000**, *2*, 3039.

⁴²⁶Shezad, N.; Clifford, A.A.; Rayner, C.M. *Tetrahedron Lett.* **2001**, *42*, 323.

⁴²⁷Hii, K.K.; Claridge, T.D.W.; Brown, J.M.; Smith, A.; Deeth, R.J. *Helv. Chim. Acta* **2001**, *84*, 3043.

⁴²⁸Mayasundari, A.; Young, D.G.J. *Tetrahedron Lett.* **2001**, *42*, 203.

⁴²⁹Inoue, A.; Shinokubo, H.; Oshima, K. *J. Am. Chem. Soc.* **2003**, *125*, 1484.

tin reagents to form styrene derivatives in the presence of a nickel catalyst.⁴³⁰ Aryl chlorides were coupled to conjugated esters using a $\text{RuCl}_3 \cdot 3 \text{H}_2\text{O}$, in an atmosphere of O_2 and CO .⁴³¹ Alkenyl organometallic compounds have been coupled to aryl halides, including allenyltin compounds ($\text{C}=\text{C}=\text{C}-\text{SnR}_3$).⁴³² Divinylindium chloride, $(\text{CH}_2=\text{CH})_2\text{InCl}$, reacted with an aryl iodide in aq. THF with a palladium catalyst to give the styrene derivative.⁴³³ Trialkenylindium reagents reacted similarly with aryl halides and a palladium catalyst.⁴³⁴ Arylzinc chlorides (ArZnCl) were coupled to vinyl chlorides using a palladium catalyst,⁴³⁵ and vinyl zinc compounds were coupled to aryl iodides.⁴³⁶ Aryliodonium salts can be coupled to conjugated alkenes in a Heck-like manner using a palladium catalyst.⁴³⁷ In the presence of trimethylsilylmagnesium chloride, primary alkyl halides coupled to aryl alkenes to give the substituted alkene ($\text{R}'-\text{CH}=\text{CHAr}$), using a cobalt catalyst.⁴³⁸

Arylboronic acids (**12-28**) have been coupled to conjugated alkenes to give the aryl-alkene coupling product using a palladium catalyst,⁴³⁹ a ruthenium catalyst with copper(II) acetate,⁴⁴⁰ or a rhodium catalyst.⁴⁴¹ Arylboronic acids have also been coupled to vinyl halides⁴⁴² or vinyl tosylates⁴⁴³ using a palladium catalyst. Note that the reaction of an arylboronic acid and 1,2-dibromoethane, with KOH and a palladium catalyst leads to the styrene derivative.⁴⁴⁴ Vinylboronic acids have been coupled to aryl halides using a palladium catalyst.⁴⁴⁵ Styrene derivatives have been prepared by the reaction of aryl halides and 2,4,6-trivinylcyclotriboroxane, with a palladium catalyst.⁴⁴⁶ Conjugated esters can be coupled to benzene using a palladium acetate/benzoquinone catalyst, *tert*-butyl hydroperoxide in acetic acid-acetic anhydride, at 90°C in a sealed tube.⁴⁴⁷ Vinyl silanes were converted to styrene derivatives upon treatment with Bu_4NF , and aryl iodide and a palladium

⁴³⁰Shirakawa, E.; Yamasaki, K.; Hiyama, T. *Synthesis* **1998**, 1544; Chen, C.; Wilcoxon, K.; Zhu, Y.-F.; Kim, K.-i.; McCarthy, J.R. *J. Org. Chem.* **1999**, *64*, 3476.

⁴³¹Weissman, H.; Song, X.; Milstein, D. *J. Am. Chem. Soc.* **2001**, *123*, 337.

⁴³²Huang, C.-W.; Shanmugasundaram, M.; Chang, H.-M.; Cheng, C.-H. *Tetrahedron* **2003**, *59*, 3635.

⁴³³Takami, K.; Yorimitsu, H.; Shinokubo, H.; Matsubara, S.; Oshima, K. *Org. Lett.* **2001**, *3*, 1997.

⁴³⁴Lehmann, U.; Awasthi, S.; Minehan, T. *Org. Lett.* **2003**, *5*, 2405.

⁴³⁵Dai, C.; Fu, G.C. *J. Am. Chem. Soc.* **2001**, *123*, 2719.

⁴³⁶Jalil, A.A.; Kurono, N.; Tokuda, M. *Synlett* **2001**, 1944.

⁴³⁷Xia, M.; Chen, Z.C. *Synth. Commun.* **2000**, *30*, 1281.

⁴³⁸Ikeda, Y.; Nakamura, T.; Yorimitsu, H.; Oshima, K. *J. Am. Chem. Soc.* **2002**, *124*, 6514.

⁴³⁹Du, X.; Suguro, M.; Hirabayashi, K.; Mori, A.; Nishikata, T.; Hagiwara, N.; Kawata, K.; Okeda, T.; Wang, H.-F.; Fugami, K.; Kosugi, M. *Org. Lett.* **2001**, *3*, 3313; Jung, Y.C.; Mishra, R.K.; Yoon, C.H.; Jung, K.W. *Org. Lett.* **2003**, *5*, 2231.

⁴⁴⁰Farrington, E.J.; Brown, J.M.; Barnard, C.F.J.; Rowsell, E. *Angew. Chem. Int. Ed.* **2002**, *41*, 169.

⁴⁴¹Lautens, M.; Roy, A.; Fukuoka, K.; Fagnou, K.; Martín-Matute, B. *J. Am. Chem. Soc.* **2001**, *123*, 5358.

⁴⁴²Bauer, A.; Miller, M.W.; Vice, S.F.; McCombie, S.W. *Synlett* **2001**, 254; Poondra, R.R.; Fischer, P.M.; Turner, N.J. *J. Org. Chem.* **2004**, *69*, 6920.

⁴⁴³Wu, J.; Zhu, Q.; Wang, L.; Fathi, R.; Yang, Z. *J. Org. Chem.* **2003**, *68*, 670.

⁴⁴⁴Lando, V.R.; Monteiro, A.L. *Org. Lett.* **2003**, *5*, 2891.

⁴⁴⁵Peyroux, E.; Berthiol, F.; Doucet, H.; Santelli, M. *Eur. J. Org. Chem.* **2004**, 1075.

⁴⁴⁶Kerins, F.; O'Shea, D. F. *J. Org. Chem.* **2002**, *67*, 4968.

⁴⁴⁷Jia, C.; Lu, W.; Kitamura, T.; Fujiwara, Y. *Org. Lett.* **1999**, *1*, 2097.

catalyst.⁴⁴⁸ Arylsilanes were coupled to alkenes to give the styrene derivative using palladium acetate and an oxygen atmosphere,⁴⁴⁹ for Bu₄NF and an iridium catalyst.⁴⁵⁰

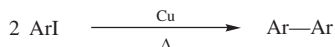
In a related reaction, vinyltrifluoroborates C=C-BF₃⁺ X⁻ (**12-28**), are coupled to aryl halides with a palladium catalyst to give the styrene derivative.⁴⁵¹

In an unusual variation, an aryl compound bearing a tertiary alcohol substituent (ArCMe₂OH) reacted with aryl halides and a palladium catalyst to give the biaryl.⁴⁵² Benzoyl chloride was coupled to styrene to form PhCH=CHPh using a rhodium catalyst.⁴⁵³ Benzoic acid was coupled to styrene to give the same type of product using a palladium catalyst and a diacyl peroxide.⁴⁵⁴

OS VI, 815; VII, 361; **81**, 42, 54, 63, 263

13-11 Homo-Coupling of Aryl Halides: The Ullmann Reaction

De-halogen-coupling



The coupling of aryl halides with copper is called the *Ullmann reaction*.⁴⁵⁵ The reaction is clearly related to **13-9**, but involves aryl copper intermediates. The reaction is of broad scope and has been used to prepare many symmetrical and unsymmetrical biaryls.⁴⁵⁶ When a mixture of two different aryl halides is used, there are three possible products, but often only one is obtained. For example, picryl chloride and iodobenzene gave only 2,4,6-trinitrobiphenyl.⁴⁵⁷ The best leaving group is iodo, and the reaction is most often done on aryl iodides, but bromides, chlorides, and even thiocyanates have been used.

The effects of other groups on the ring are unusual. The nitro group is strongly activating, but only in the ortho (not meta or para) position.⁴⁵⁸ Both R and OR groups activate in all positions. Not only do OH, NH₂, NHR, and NHCOR inhibit

⁴⁴⁸Denmark, S.E.; Yans, S.-M. *Org. Lett.* **2001**, 3, 1749; Itami, K.; Nokami, T.; Yoshida, J.-I. *J. Am. Chem. Soc.* **2001**, 123, 5600; Hanamoto, T.; Kobayashi, T.; Kondo, M. *Synlett* **2001**, 281; Hanamoto, T.; Kobayashi, T. *J. Org. Chem.* **2003**, 68, 6354. See also Taguchi, H.; Ghoroku, K.; Tadaki, M.; Tsubouchi, A.; Takeda, T. *J. Org. Chem.* **2002**, 67, 8450.

⁴⁴⁹Parrish, J.P.; Jung, Y.C.; Shin, S.I.; Jung, K.W. *J. Org. Chem.* **2002**, 67, 7127; Hirabayashi, K.; Ando, J.-i.; Kawashima, J.; Nishihara, Y.; Mori, A.; Hiyama, T. *Bull. Chem. Soc. Jpn.* **2000**, 73, 1409.

⁴⁵⁰Koike, T.; Du, X.; Sanada, T.; Danda, Y.; Mori, A. *Angew. Chem. Int. Ed.* **2003**, 42, 89.

⁴⁵¹Molander, G. A.; Bernardi, C.R. *J. Org. Chem.* **2002**, 67, 8424.

⁴⁵²Terao, Y.; Wakui, H.; Satoh, T.; Miura, M.; Nomura, M. *J. Am. Chem. Soc.* **2001**, 123, 10407.

⁴⁵³Sugihara, T.; Satoh, T.; Miura, M.; Nomura, M. *Angew. Chem. Int. Ed.* **2003**, 42, 4672.

⁴⁵⁴Goßen, L.J.; Paetzold, J.; Winkel, L. *Synlett* **2002**, 1721.

⁴⁵⁵For reviews, see Fanta, P.E. *Synthesis* **1974**, 9; Goshav, M.; Otroschenko, O.S.; Sadykov, A.S. *Russ. Chem. Rev.* **1972**, 41, 1046.

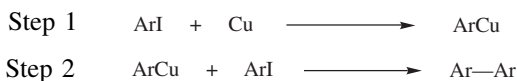
⁴⁵⁶For reviews of methods of aryl-aryl bond formation, see Bringmann, G.; Walter, R.; Weirich, R. *Angew. Chem. Int. Ed.* **1990**, 29, 977; Sainsbury, M. *Tetrahedron* **1980**, 36, 3327. Also see, Meyers, A.I.; Price, A. *J. Org. Chem.* **1998**, 63, 412.

⁴⁵⁷Rule, H.G.; Smith, F.R. *J. Chem. Soc.* **1937**, 1096.

⁴⁵⁸Forrest, J. *J. Chem. Soc.* **1960**, 592.

the reaction, as would be expected for aromatic nucleophilic substitution, but so do COOH (but not COOR), SO₂NH₂, and similar groups for which the reaction fails completely. These groups inhibit the coupling reaction by causing side reactions.

The mechanism is not known with certainty. It seems likely that it is basically a two-step process, similar to that of the Wurtz reaction (10-56), which can be represented schematically by



Organocopper compounds have been trapped by coordination with organic bases.⁴⁵⁹ In addition, aryl copper compounds (ArCu) have been independently prepared and shown to give biaryls (Ar-Ar') when treated with aryl iodides Ar'I.⁴⁶⁰ A similar reaction has been used for ring closure:⁴⁶¹

An important alternative to the Ullmann method is the use of certain nickel complexes.⁴⁶² This method has also been used intramolecularly.⁴⁶³ Aryl halides ArX can also be converted to Ar-Ar⁴⁶⁴ by treatment with activated Ni metal,⁴⁶⁵ with Zn and nickel complexes,⁴⁶⁶ with aqueous alkaline sodium formate, Pd-C, and a phase-transfer catalyst,⁴⁶⁷ and in an electrochemical process catalyzed by a nickel complex.⁴⁶⁸

An asymmetric Ullmann reaction has also been reported.⁴⁶⁹

OS III, 339; V, 1120.

⁴⁵⁹Lewin, A.H.; Cohen, T. *Tetrahedron Lett.* **1965**, 4531.

⁴⁶⁰For examples, see Nilsson, M. *Tetrahedron Lett.* **1966**, 675; Cairncross, A.; Sheppard, W.A. *J. Am. Chem. Soc.* **1968**, *90*, 2186; Ullenius, C. *Acta Chem. Scand.* **1972**, *26*, 3383; Mack, A.G.; Suschitzky, H.; Wakefield, B.J. *J. Chem. Soc. Perkin Trans. 1* **1980**, 1682.

⁴⁶¹Salfeld, J.C.; Baume, E. *Tetrahedron Lett.* **1966**, 3365; Lothrop, W.C. *J. Am. Chem. Soc.* **1941**, *63*, 1187.

⁴⁶²See, for example Semmelhack, M.F.; Helquist, P.M.; Jones, L.D. *J. Am. Chem. Soc.* **1971**, *93*, 5908; Clark, F.R.S.; Norman, R.O.C.; Thomas, C.B. *J. Chem. Soc. Perkin Trans. 1* **1975**, 121; Tsou, T.T.; Kochi, J.K. *J. Am. Chem. Soc.* **1979**, *101*, 7547; Colon, I.; Kelsey, D.R. *J. Org. Chem.* **1986**, *51*, 2627; Lourak, M.; Vanderesse, R.; Fort, Y.; Caubere, P. *J. Org. Chem.* **1989**, *54*, 4840, 4844; Iyoda, M.; Otsuka, H.; Sato, K.; Nisato, N.; Oda, M. *Bull. Chem. Soc. Jpn.* **1990**, *63*, 80. For a review of the mechanism, see Amatore, C.; Jutand, A. *Acta Chem. Scand.* **1990**, *44*, 755.

⁴⁶³See, for example, Karimipour, M.; Semones, A.M.; Asleson, G.L.; Heldrich, F.J. *Synlett*, **1990**, 525.

⁴⁶⁴For a list of reagents, with references, see Larock, R.C. *Comprehensive Organic Transformations*, 2nd ed., Wiley-VCH, NY, **1999**, pp. 82-84.

⁴⁶⁵Inaba, S.; Matsumoto, H.; Rieke, R.D. *Tetrahedron Lett.* **1982**, *23*, 4215; Matsumoto, H.; Inaba, S.; Rieke, R.D. *J. Org. Chem.* **1983**, *48*, 840; Chao, C.S.; Cheng, C.H.; Chang, C.T. *J. Org. Chem.* **1983**, *48*, 4904.

⁴⁶⁶Takagi, K.; Hayama, N.; Sasaki, K. *Bull. Chem. Soc. Jpn.* **1984**, *57*, 1887.

⁴⁶⁷Bamfield, P.; Quan, P.M. *Synthesis* **1978**, 537.

⁴⁶⁸Meyer, G.; Rollin, Y.; Perichon, J. *J. Organomet. Chem.* **1987**, *333*, 263.

⁴⁶⁹Nelson, T.D.; Meyers, A.I. *J. Org. Chem.* **1994**, *59*, 2655; Nelson, T.D.; Meyers, A.I. *Tetrahedron Lett.* **1994**, *35*, 3259.

The palladium-catalyzed coupling of aryl halides and other aryl substrates with aromatic rings containing a suitable leaving group is now well established. Other nucleophiles can be coupled to aryl halides.⁴⁷⁰ The reaction has become so significant in organic chemistry that the transformations have been categorized as named reactions, and are discussed in Sections 13-14 and 13-15.

13-12 Coupling of Aryl Compounds With Arylboronic acid Derivatives

Aryl-de-halogenation, and so on **Aryl-de-boronylation**, and so on



Aryl triflates react with arylboronic acids, ArB(OH)₂ (**12-28**),⁴⁷¹ or with organoboranes,⁴⁷² in the presence of a palladium catalyst,⁴⁷³ to give the arene in what is called *Suzuki coupling* (or *Suzuki-Miyaura coupling*).⁴⁷⁴ Aryl halides are commonly used, and aryl sulfonates have been used.⁴⁷⁵ Even hindered boronic acids give good yields of the coupled product.⁴⁷⁶ Homo-coupling of arylboronic acids has been reported.⁴⁷⁷ Coupling of the alkynes to form a diyne (see **14-16**) can be a problem in some cases, although the aryl-alkyne coupling usually predominates.⁴⁷⁸ Some aromatic compounds are so reactive that a catalyst may not be required. Using tetrabutylammonium bromide, phenylboronic acid was coupled to 2-bromofuran without a catalyst.⁴⁷⁹

⁴⁷⁰For a review, see Prim, D.; Campagne, J.-M.; Joseph, D.; Andrioletti, B. *Tetrahedron* **2002**, *58*, 2041.

⁴⁷¹Miyaura, N.; Yanagi, T.; Suzuki, A. *Synth. Commun.* **1981**, *11*, 513; Cheng, W.; Snieckus, V. *Tetrahedron Lett.* **1987**, *28*, 5097; Badone, D.; Baroni, M.; Cardomone, R.; Ielmini, A.; Guzzi, U. *J. Org. Chem.* **1997**, *62*, 7170. For a review of the synthesis and applications of heterocyclic boronic acids, see Torrell, E.; Brookes, P. *Synthesis* **2003**, 469.

⁴⁷²Fürstner, A.; Seidel, G. *Synlett*, **1998**, 161.

⁴⁷³For new palladium catalysts, see Wolfe, J.P.; Singer, R.A.; Yang, B.H.; Buchwald, S.L. *J. Am. Chem. Soc.* **1999**, *121*, 9550; Bedford, R.B.; Cazin, C.S.J. *Chem. Commun.* **2001**, 1540. For a review, see Bellina, F.; Carpita, A.; Rossi, R. *Synthesis* **2004**, 2419.

⁴⁷⁴Miyaura, N.; Suzuki, A. *Chem. Rev.* **1995**, *95*, 2457. For a review of the Suzuki coupling in synthesis see Kotha, S.; Lahiri, K.; Kashinath, D. *Tetrahedron* **2002**, *58*, 9633.

⁴⁷⁵Zim, D.; Lando, V.R.; Dupont, J.; Monteiro, A.L. *Org. Lett.* **2001**, *3*, 3049; Zhang, W.; Chen, C.H.-T.; Lu, Y.; Nagashima, T. *Org. Lett.* **2004**, *6*, 1473.

⁴⁷⁶Watanabe, T.; Miyaura, N.; Suzuki, A. *Synlett* **1992**, 207.

⁴⁷⁷Lei, A.; Zhang, X. *Tetrahedron Lett.* **2002**, *43*, 2525; Parrish, J.P.; Jung, Y.C.; Floyd, R.J.; Jung, K.W. *Tetrahedron Lett.* **2002**, *43*, 7899.

⁴⁷⁸See, for example, Chow, H.-F.; Wan, C.-W.; Low, K.-H.; Yeung, Y.-Y. *J. Org. Chem.* **2001**, *66*, 1910.

⁴⁷⁹Bussolari, J.C.; Rehborn, D.C. *Org. Lett.* **1999**, *1*, 965.

Different conditions (including additives and solvent) for the reaction have been reported,⁴⁸⁰ often focusing on the palladium catalyst itself,⁴⁸¹ or the ligand.⁴⁸² Catalysts have been developed for deactivated aryl chlorides,⁴⁸³ and nickel catalysts have been used.⁴⁸⁴ Modifications to the basic procedure include tethering the aryl triflate⁴⁸⁵ or the boronic acid⁴⁸⁶ to a polymer, allowing a polymer-supported Suzuki reaction. Polymer-bound palladium complexes have also been used.^{487,488} The reaction has been done neat on alumina,⁴⁸⁹ and on alumina with microwave irradiation.⁴⁹⁰ Suzuki coupling has also been done in ionic liquids,⁴⁹¹ in supercritical

⁴⁸⁰Littke, A.F.; Dai, C.; Fu, G.C. *J. Am. Chem. Soc.* **2000**, *122*, 4020; Grasa, G.A.; Hillier, A.C.; Nolan, S.P. *Org. Lett.* **2001**, *3*, 1077; Le Blond, C.R.; Andrews, A.T.; Sun, Y.; Sowa, Jr., J.R. *Org. Lett.* **2001**, *3*, 1555; Savarin, C.; Liebeskind, L.S. *Org. Lett.* **2001**, *3*, 2149; Liu, S.-Y.; Choi, M.J.; Fu, G.C. *Chem. Commun.* **2001**, 2408; Li, G.-Y. *J. Org. Chem.* **2002**, *67*, 3643; Fairlamb, I.J.S.; Kapdi, A.R.; Lee, A.F. *Org. Lett.* **2004**, *6*, 4435; Oh, C.H.; Lim, Y.M.; You, C.H. *Tetrahedron Lett.* **2002**, *43*, 4645; Tao, B.; Boykin, D.W. *Tetrahedron Lett.* **2002**, *43*, 4955; Arentsen, K.; Caddick, S.; Cloke, G.N.; Herring, A.P.; Hitchcock, P.B. *Tetrahedron Lett.* **2004**, *45*, 3511; Artok, L.; Bulat, H. *Tetrahedron Lett.* **2004**, *45*, 3881; Arcadi, A.; Cerichelli, G.; Chiarini, M.; Correa, M.; Zorzan, D. *Eur. J. Org. Chem.* **2003**, 4080.

⁴⁸¹Pd/C has been reported as a reusable catalyst, see Sakurai, H.; Tsukuda, T.; Hirao, T. *J. Org. Chem.* **2002**, *67*, 2721. For other recoverable or recyclable catalysts, see Nobre, S.M.; Wolke, S.I.; da Rosa, R.G.; Monteiro, A.L. *Tetrahedron Lett.* **2004**, *45*, 6527; Blanco, B.; Mehdi, A.; Moreno-Mañas, M.; Pleixats, R.; Reyé, C. *Tetrahedron Lett.* **2004**, *45*, 8789. A palladium catalyst was developed on nanoparticles, see Kogan V.; Aizenshtat, Z.; Popovitz-Biro, R.; Neumann, R. *Org. Lett.* **2002**, *4*, 3529. For a colloid-metal catalyst, see Thathagar, M.B.; Beckers, J.; Rothenberg, G. *J. Am. Chem. Soc.* **2002**, *124*, 11858. Palladium (II)-sepiolite has been used, see Shimizu, K.-i.; Kan-no, T.; Kodama, T.; Hagiwara, H.; Kitayama, Y. *Tetrahedron Lett.* **2002**, *43*, 5653. See Zhao, Y.; Zhou, Y.; Ma, D.; Liu, J.; Li, L.; Zhang, T.Y.; Zhang, H. *Org. Biomol. Chem.* **2003**, *1*, 1643.

⁴⁸²Kataoka, N.; Shelby, Q.; Stambuli, J.P.; Hartwig, J.F. *J. Org. Chem.* **2002**, *67*, 5553. Ligand-free catalyst systems have been developed, see Klingensmith, L.M.; Leadbeater, N.E. *Tetrahedron Lett.* **2003**, *44*, 765; Deng, Y.; Gong, L.; Mi, A.; Li, H.; Jiang, Y. *Synthesis* **2003**, 337. For a phosphine-free reaction, see Mino, T.; Shirae, Y.; Sakamoto, M.; Fujita, T. *Synlett* **2003**, 882.

⁴⁸³Zapf, A.; Ehrentraut, A.; Beller, M. *Angew. Chem. Int. Ed.* **2000**, *39*, 4153.

⁴⁸⁴Zim, D.; Monteiro, A.L. *Tetrahedron Lett.* **2002**, *43*, 4009; Percec, V.; Golding, G.M.; Smidrkal, J.; Weichold, O. *J. Org. Chem.* **2004**, *69*, 3447.

⁴⁸⁵Blettner, C.G.; König, W.A.; Stenzel, W.; Schotten, T. *J. Org. Chem.* **1999**, *64*, 3885. For other reactions on solid support, see Franzén, R. *Can. J. Chem.* **2000**, *78*, 957.

⁴⁸⁶Hebel, A.; Haag, R. *J. Org. Chem.* **2002**, *67*, 9452.

⁴⁸⁷Inada, K.; Miyaura, N. *Tetrahedron* **2000**, *56*, 8661, 8657; Uozumi, Y.; Nakai, Y. *Org. Lett.* **2002**, *4*, 2997; Okamoto, K.; Akiyama, R.; Kobayashi, S. *Org. Lett.* **2004**, *6*, 1987; Lin, C.-A.; Luo, F.-T. *Tetrahedron Lett.* **2003**, *44*, 7565; Shieh, W.-C.; Shekhar, R.; Blacklock, T.; Tedesco, A. *Synth. Commun.* **2002**, *32*, 1059.

⁴⁸⁸Wang, Y.; Sauer, D.R. *Org. Lett.* **2004**, *6*, 2793.

⁴⁸⁹Kabalka, G.W.; Pagni, R.M.; Hair, C.M. *Org. Lett.* **1999**, *1*, 1423. The reaction has also been done on KF-alumina with microwave irradiation, see Basu, B.; Das, P.; Bhuiyan, Md.M.H.; Jha, S. *Tetrahedron Lett.* **2003**, *44*, 3817.

⁴⁹⁰Villemin, D.; Caillot, F. *Tetrahedron Lett.* **2001**, *42*, 639.

⁴⁹¹In bmim PF₆, 1-butyl-3-methylimidazolium hexafluorophosphate, with a nickel catalyst: Howarth, J.; James, P.; Dai, J. *Tetrahedron Lett.* **2000**, *41*, 10319. In bbim BF₄, 1,3-di-*n*-butylimidazolium tetrafluoroborate, with ultrasound: Rajagopal, R.; Jarikote, D.V.; Srinivasan, K.V. *Chem. Commun.* **2002**, 616. In dodecyltrihexylphosphonium chloride: McNulty, J.; Capretta, Wilson, J.; Dyck, J.; Adjabyeny, G.; Robertson, A. *Chem. Commun.* **2002**, 1986.

CO₂⁴⁹² (see p. 414), and in water with microwave irradiation⁴⁹³ or in water with a palladium catalyst, air, and tetrabutylammonium fluoride.⁴⁹⁴ A solvent free (neat) Suzuki reactions have been reported.⁴⁹⁵ A variety of functional groups are compatible with Suzuki coupling, including Ar₂P=O,⁴⁹⁶ CHO,⁴⁹⁷ C=O of a ketone,⁴⁹⁸ CO₂R,⁴⁹⁹ cyclopropyl,⁵⁰⁰ NO₂,⁵⁰¹ CN,⁴⁸⁸ and halogen substituents.⁵⁰²

There are many structural variations of the reaction that give it enormous synthetic potential. Halogenated heteroaromatic compounds react. 2-Halopyridines react with arylboronic acids and a palladium catalyst to give 2-arylpyridines.⁵⁰³ Other heterocycles have been similarly arylated.⁵⁰⁴ 4-Pyridylboronic acids have been used.⁵⁰⁵ The reaction of phenylboronic acid and a diallyl amide which contained a vinyl bromide, led to ring closure as well as incorporation of the phenyl group, give an *N*-tosylpyrrolidine with an exocyclic methylene unit.⁵⁰⁶ Vinyl halides react with arylboronic acids to give alkenyl derivatives (vinyl arenes, C=C-Ar).⁵⁰⁷ Alkylation can accompany arylation if alkyl halides are added, as in the conversion of iodobenzene to 2,6-dibutylbiphenyl.⁵⁰⁸

⁴⁹²Early, T.R.; Gordon, R.S.; Carroll, M.A.; Holmes, A.B.; Shute, R.E.; McConvey, I.F. *Chem. Commun.* **2001**, 1966.

⁴⁹³Leadbeater, N.E.; Marco, M. *J. Org. Chem.* **2003**, *68*, 888; Leadbeater, N.E.; Marco, M. *J. Org. Chem.* **2003**, *68*, 5660; Leadbeater, N.E.; Marco, M. *Org. Lett.* **2002**, *4*, 2973.

⁴⁹⁴Punna, S.; Díaz, D.D.; Finn, M.G. *Synlett* **2004**, 2351.

⁴⁹⁵Nielsen, S.F.; Peters, D.; Axelsson, O. *Synth. Commun.* **2000**, *30*, 3501; Kabalka, G.W.; Wang, L.; Pagni, R.M.; Hair, C.M.; Namboodiri, V. *Synthesis* **2003**, 217.

⁴⁹⁶Baillie, C.; Chen, W.; Xiao, J. *Tetrahedron Lett.* **2001**, *42*, 9085.

⁴⁹⁷Hesse, S.; Kirsch, G. *Synthesis* **2001**, 755; Phan, N.T.S.; Brown, D.H.; Styring, P. *Tetrahedron Lett.* **2004**, *45*, 7915.

⁴⁹⁸Bedford, R.B.; Welch, S.L. *Chem. Commun.* **2001**, 129; Baille, C.; Zhang, L.; Xiao, J. *J. Org. Chem.* **2004**, *69*, 7779.

⁴⁹⁹Mutule, I.; Suna, E. *Tetrahedron Lett.* **2004**, *45*, 3909.

⁵⁰⁰Ma, H.-r.; Wang, X.-L.; Deng, M.-z. *Synth. Commun.* **1999**, *29*, 2477.

⁵⁰¹Tao, B.; Boykin, D.W. *J. Org. Chem.* **2004**, *69*, 4330; Li, J.-H.; Liu, W.-J. *Org. Lett.* **2004**, *6*, 2809; Widdowson, D.A.; Wilhelm, R. *Chem. Commun.* **2003**, 578.

⁵⁰²Colacot, T.J.; Shea, H.A. *Org. Lett.* **2004**, *6*, 3731; DeVasher, R.B.; Moore, L.R.; Shaughnessy, K.H. *J. Org. Chem.* **2004**, *69*, 7919.

⁵⁰³Lohse, O.; Thevenin, P.; Waldvogel, E. *Synlett* **1999**, 45; Gong, Y.; Pauls, H.W. *Synlett* **2000**, 829; Navaro, O.; Kaur, H.; Mahjoor, P.; Nolan, S.P. *J. Org. Chem.* **2004**, *69*, 3173. For a variation using hexamethyl ditin as an additive, see Zhang, N.; Thomas, L.; Wu, B. *J. Org. Chem.* **2001**, *66*, 1500.

⁵⁰⁴Indole derivatives: at C2, Lane, B.S.; Sames, D. *Org. Lett.* **2004**, *6*, 2897; Denmark, S.E.; Baird, J.D. *Org. Lett.* **2004**, *6*, 3649. at C3, Liu, Y.; Gribble, G.W. *Tetrahedron Lett.* **2000**, *41*, 8717. At C6, Allegretti, M.; Arcadi, A.; Marinelli, F.; Nicolini, L. *Synlett* **2001**, 609. See also, Prieto, M.; Zurita, E.; Rosa, E.; Muñoz, L.; Lloyd-Williams, P.; Giralt, E. *J. Org. Chem.* **2004**, *69*, 6812. Pyrimidines: Cooke, G.; de Creliers, V.A.; Rotello, V.M.; Tarbit, B.; Vanderstraeten, P.E. *Tetrahedron* **2001**, *57*, 2787. Furan was coupled to pyridine: Gauthier, Jr., D.R.; Szumigala Jr., R.H.; Dormer, P.G.; Armstrong III, J.D.; Volante, R.P.; Reider, P.J. *Org. Lett.* **2002**, *4*, 375. Pyrimidines and Pyridines: Liebeskind, L.S.; Srogl, J. *Org. Lett.* **2002**, *4*, 979; Quinolines: Wolf, C.; Lerebours, R. *J. Org. Chem.* **2003**, *68*, 7551.

⁵⁰⁵Morris, G.A.; Nguyen, S.T. *Tetrahedron Lett.* **2000**, *42*, 2093.

⁵⁰⁶Lee, C.-W.; Oh, K.S.; Kim, K.S.; Ahn, K.H. *Org. Lett.* **2000**, *2*, 1213.

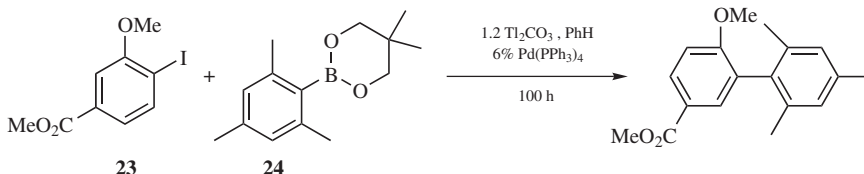
⁵⁰⁷Shen, W. *Synlett* **2000**, 737.

⁵⁰⁸Catellani, M.; Motti, E.; Minari, M. *Chem. Commun.* **2000** 157. For a different approach using aryl halides having a phosphonate ester group, see Yin, J.; Buchwald, S.L. *J. Am. Chem. Soc.* **2000**, *122*, 12051.

Since many biaryls are chiral due to atropisomerism (see p. 147), the use of a chiral catalyst, and/or a chiral ligand can lead to enantioselectivity in the Suzuki coupling.⁵⁰⁹

Arylsulfonates can be coupled to aryl triflates using a palladium catalyst,⁵¹⁰ and arylboronic acids couple with aryl sulfonate esters.⁵¹¹ Aryl boronic acids are coupled with aryl ammonium salts to give the biaryl, with a nickel catalyst.⁵¹² Allylic acetates have been coupled to arylboronic acids using nickel bis(acetylacetonate) and diisobutylaluminum hydride.⁵¹³ Aryl halides couple with $\text{ArB}(\text{IR}'_2)$ species with a palladium catalyst.⁵¹⁴ Arylboronic acids couple with the phenyl group of Ph_2TeCl_2 with a palladium catalyst.⁵¹⁵ 3-Iodopyridine reacted with NaBPh and palladium acetate, with microwave irradiation, to give 3-phenylpyridine.⁵¹⁶ Tributyltinaryl compounds were coupled to the aryl group of $\text{Ar}_2\text{I}^+\text{BF}_4^-$ with a nickel catalyst.⁵¹⁷ Organoboranes are coupled to aryl halides with a palladium catalyst.⁵¹⁸ Aryl silanes can be coupled to aryl iodides using Ag_2O and a palladium catalyst,⁵¹⁹ and arylsiloxanes $\text{ArSi}(\text{OR})_3$, are coupled to aryl halides with Bu_4NF and a palladium catalyst.⁵²⁰

Arylborates (**12-28**), $\text{ArB}(\text{OR})_2$, can be used in place of the boronic acid. The coupling reaction of aryl iodide **23** with boronate **24**, for example, gave the biaryl.⁵²¹ Aryl and heteroarylboroxines (**25**) can be coupled to aryl halides using a palladium catalyst.⁵²²



For a mechanistic viewpoint,⁵²³ the Suzuki coupling proceeds via oxidative addition of areneboronic acids to give a $\text{Pd}(0)$ species, followed by 1,2 arene migration to an electron-deficient palladium atom, eventually leading to very fast reductive

⁵⁰⁹Nishimura, T.; Araki, H.; Maeda, Y.; Uemura, S. *Org. Lett.* **2003**, *5*, 2997; Navarro, O.; Kelly III, R.A.; Nolan, S.P. *J. Am. Chem. Soc.* **2003**, *125*, 16194.

⁵¹⁰Riggleman, S.; DeShong, P. *J. Org. Chem.* **2003**, *68*, 8106.

⁵¹¹Using a nickel catalyst, Tang, Z.-Y.; Hu, Q.-S. *J. Am. Chem. Soc.* **2004**, *126*, 3058.

⁵¹²Blakey, S.B.; MacMillan, D.W.C. *J. Am. Chem. Soc.* **2003**, *125*, 6046.

⁵¹³Chung, K.-G.; Miyake, Y.; Uemura, S. *J. Chem. Soc. Perkin Trans. 1* **2000**, 15.

⁵¹⁴Bumagin, N.A.; Tsarev, D.A. *Tetrahedron Lett.* **1998**, *39*, 8155; Shen, W. *Tetrahedron Lett.* **1997**, *38*, 5575.

⁵¹⁵Kang, S.-K.; Hong, Y.-T.; Kim, D.-H.; Lee, S.-H. *J. Chem. Res. (S)* **2001**, 283.

⁵¹⁶Villemin, D.; Gómez-Escalonilla, M.J.; Saint-Clair, J.-F. *Tetrahedron Lett.* **2001**, *42*, 635.

⁵¹⁷Kang, S.-K.; Ryu, H.-C.; Lee, S.-W. *J. Chem. Soc. Perkin Trans. 1* **1999**, 2661.

⁵¹⁸Iglesias, B.; Alvarez, R.; de Lera, A.R. *Tetrahedron* **2001**, *57*, 3125.

⁵¹⁹Hirabayashi, K.; Kawashima, J.; Nishihara, Y.; Mori, A.; Hiyama, T. *Org. Lett.* **1999**, *1*, 299.

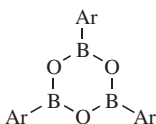
⁵²⁰Mowery, M.E.; DeShong, P. *Org. Lett.* **1999**, *1*, 2137.

⁵²¹Chaumeil, H.; Signorella, S.; Le Drian, C. *Tetrahedron* **2000**, *56*, 9655.

⁵²²Cioffi, C.L.; Spencer, W.T.; Richards, J.J.; Herr, R.J. *J. Org. Chem.* **2004**, *69*, 2210.

⁵²³For a review, see Esponet, P.; Echavarren, A.M. *Angew. Chem. Int. Ed.* **2004**, *43*, 4704.

elimination to afford biaryls.⁵²⁴ Several intermediates of the oxidative coupling process have been identified by electrospray ionization mass spectrometry.⁵²⁵



25

A Suzuki-type coupling reaction has been reported involving acyl halides. When arylboronic acids were reacted with benzoyl chloride and PdCl₂, the product was the diaryl ketone.⁵²⁶ This coupling reaction was also accomplished using a palladium(0) catalyst.⁵²⁷ Cyclopropylboronic acids couple with benzoyl chloride, in the presence of Ag₂O and a palladium catalyst, to give the cyclopropyl ketone.⁵²⁸ A nickel catalyst has been used,⁵²⁹ and Ph₃P/Ni/C–BuLi has also been used.⁵³⁰ Arylboronic acids have also been coupled to anhydrides,⁵³¹ and the methoxy group of anisole derivatives has been replaced with phenyl using phenylboronic acid and a ruthenium catalyst.⁵³²

In a related reaction, aryltrifluoroborates PhBF₃⁺ X[–] (**12-28**), are coupled to aryl halides with a palladium catalyst to give the biaryl.⁵³³

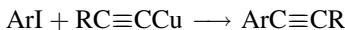
OS 75, 53, 61

The coupling reactions of alkylboronic acids are covered in **13-17**.

OS X, 102, 467; **81**, 89.

13-13 Aryl–Alkyne Coupling Reactions

Alkynyl-de-halogenation, and so on



When aryl halides react with copper acetylides to give 1-aryl alkynes, the reaction is known as *Stephens–Castro coupling*.⁵³⁴ Both aliphatic and aromatic

⁵²⁴Moreno-Mañas, M.; Pérez, M.; Pleixats, R. *J. Org. Chem.* **1996**, *61*, 2346.

⁵²⁵Aramendia, M.A.; Lafont, F.; Moreno-Mañas, M.; Pleixats, R.; Roglans, A. *J. Org. Chem.* **1999**, *64*, 3592.

⁵²⁶Bumagin, N.A.; Korolev, D.N. *Tetrahedron Lett.* **1999**, *40*, 3057.

⁵²⁷Haddach, M.; McCarthy, J.R. *Tetrahedron Lett.* **1999**, *40*, 3109.

⁵²⁸Chen, H.; Deng, M.-Z. *Org. Lett.* **2000**, *2*, 1649.

⁵²⁹Leadbeater, N.E.; Resouly, S.M. *Tetrahedron* **1999**, *55*, 11889.

⁵³⁰Lipshutz, B.H.; Sclafani, J.A.; Blomgren, P.A. *Tetrahedron* **2000**, *56*, 2139.

⁵³¹Gooßen, L.J.; Ghosh, K. *Angew. Chem. Int. Ed.* **2001**, *40*, 3458.

⁵³²Kakiuchi, F.; Usai, M.; Ueno, S.; Chatani, N.; Murai, S. *J. Am. Chem. Soc.* **2004**, *126*, 2706.

⁵³³Batey, R.A.; Quach, T.D. *Tetrahedron Lett.* **2001**, *42*, 9099; Barder, T.E.; Buchwald, S.L. *Org. Lett.* **2004**, *6*, 2649; Molander, G. A.; Biolatto, B. *J. Org. Chem.* **2003**, *68*, 4302. See Ito, T.; Iwai, T.; Mizuno, T.; Ishino, Y. *Synlett* **2003**, 1435.

⁵³⁴Castro, C.E.; Stephens, R.D. *J. Org. Chem.* **1963**, *28*, 2163; Stephens, R.D.; Castro, C.E. *J. Org. Chem.* **1963**, *28*, 3313; Sladkov, A.M.; Ukhin, L.Yu.; Korshak, V.V. *Bull. Acad. Sci. USSR, Div. Chem. Sci.* **1963**, 2043. For a review, see Sladkov, A.M.; Gol'ding, I.R. *Russ. Chem. Rev.* **1979**, *48*, 868. For an improved procedure, see Bumagin, N.A.; Kalinovskii, I.O.; Ponomarov, A.B.; Beletskaya, I.P. *Doklad. Chem.* **1982**, *265*, 262.

substituents can be attached to the alkyne unit, and a variety of aryl iodides has been used. Benzonitrile was shown to react with alkynyl zinc bromides, with a nickel catalyst and after electrolysis to give the diarylalkyne, where the cyano unit was replaced with an alkyne unit.⁵³⁵



A palladium-catalyzed variation is also known in which an aryl halide reacts with a terminal alkyne to give 1-aryl alkynes is called the *Sonogashira coupling*.⁵³⁶ Terminal aryl alkynes react with aryl iodides and palladium(0)⁵³⁷ to give the corresponding diaryl alkyne.⁵³⁸ As with all of the metal-catalyzed reactions in this chapter, work has been done to vary reaction conditions, including the catalyst,⁵³⁹ the ligand, the solvent,⁵⁴⁰ and additives.⁵⁴¹ copper-free palladium/DABCO catalysts have been used.⁵⁴² Aryl iodides are more reactive than aryl fluorides.⁵⁴³ Alkynes can be coupled to heteroaromatic compounds via the heteroaryl halide.⁵⁴⁴ The coupling reaction has been done neat, with microwave irradiation on KF-alumina,⁵⁴⁵ and in aqueous polyethylene glycol.⁵⁴⁶ The aryl-alkyne coupling has also been done in solution with microwave irradiation.⁵⁴⁷ Sonogashira coupling

⁵³⁵Penney, J.M.; Miller, J.A. *Tetrahedron Lett.* **2004**, *45*, 4989.

⁵³⁶Sonogashira, K.; Tohda, Y.; Hagihara, N. *Tetrahedron Lett.* **1975**, 4467; Sonogashira, K., in Trost, B.M.; Fleming, I. *Comprehensive Organic Synthesis*, Pergamon Press, NY, **1991**, Vol. 3, Chapter 2.4; Rossi, R.; Carpita, A.; Bellina, F. *Org. Prep. Proceed. Int.* **1995**, 27, 127; Sonogashira, K., in Diederich, F.; Stang, P.J. *Metal-Catalyzed Cross-Coupling Reactions*, Wiley-VCH, NY, **1998**, Chapter 5.

⁵³⁷Pd/C has also been used as a catalyst, see Novák, Z.; Szabó, A.; Répási, J.; Kotschy, A. *J. Org. Chem.* **2003**, *68*, 3327.

⁵³⁸Böhm, V.P.W.; Herrmann, W.A. *Eur. J. Org. Chem.* **2000**, 3679. For an example with a CuI catalyst, see Nakamura, K.; Okubo, H.; Yamaguchi, M. *Synlett* **1999**, 549; Mori, A.; Shimada, T.; Kondo, T.; Sekiguchi, A. *Synlett* **2001**, 649.

⁵³⁹Köllhofer, A.; Pullmann, T.; Plenio, H. *Angew. Chem. Int. Ed.* **2003**, *42*, 1056; Feuerstein, M.; Berthiol, F.; Doucet, H.; Santelli, M. *Org. Biomol. Chem.* **2003**, *1*, 2235. For a reaction with a nickel catalyst, see Wang, L.; Li, P.; Zhang, Y. *Chem. Commun.* **2004**, 514; Hundertmark, T.; Littke, A.F.; Buchwald, S.L.; Fu, G.C. *Org. Lett.* **2000**, *2*, 1729.

⁵⁴⁰The reaction has been done in aqueous media, see Bhattacharya, S.; Sengupta, S. *Tetrahedron Lett.* **2004**, *45*, 8733.

⁵⁴¹See Soheili, A.; Albaneze-Walker, J.; Murry, J.A.; Dormer, P.G.; Hughes, D.L. *Org. Lett.* **2003**, *5*, 4191; Sakai, N.; Annaka, K.; Konakahara, T. *Org. Lett.* **2004**, *6*, 1527; Leadbeater, N.E.; Tominack, B.J. *Tetrahedron Lett.* **2003**, *44*, 8653; Djakovitch, L.; Rollet, P. *Tetrahedron Lett.* **2004**, *45*, 1367; Hieroso, J.-C.; Fihri, A.; Amardeil, R.; Meunier, P.; Doucet, H.; Santelli, M.; Ivanov, V. V. *Org. Lett.* **2004**, *6*, 3473.

⁵⁴²See Li, J.-H.; Zhang, X.-D.; Xie, Y.-X. *Synthesis* **2005**, 804.

⁵⁴³See, for example, Mio, M.J.; Kopel, L.C.; Braun, J.B.; Gadzikwa, T.L.; Hull, K.; Brisbois, R.G.; Markworth, C.J.; Grieco, P.A. *Org. Lett.* **2002**, *4*, 3199.

⁵⁴⁴Elangovan, A.; Wang, Y.-H.; Ho, T.-I. *Org. Lett.* **2003**, *5*, 1841; García, D.; Cuadro, A.M.; Alvarez-Builla, J.; Vaquero, J.J. *Org. Lett.* **2004**, *6*, 4175; Wolf, C.; Lerebours, R. *Org. Biomol. Chem.* **2004**, *2*, 2161.

⁵⁴⁵Kabalka, G.W.; Wang, L.; Namboodiri, V.; Pagni, R.M. *Tetrahedron Lett.* **2000**, *41*, 5151.

⁵⁴⁶Leadbeater, N.E.; Marco, M.; Tominack, B.J. *Org. Lett.* **2003**, *5*, 3919.

⁵⁴⁷Erdélyi, M.; Gogoll, A. *J. Org. Chem.* **2001**, *66*, 4165; Appukkuttan, P.; Dehaen, W.; van der Eyken, E. *Eur. J. Org. Chem.* **2003**, 4713.

was reported on microbeads,⁵⁴⁸ with nanoparticulate nickel powder,⁵⁴⁹ and the aryl iodide was tethered to a polymer for a solid-state reaction that included the use of microwave irradiation, and cleavage from the polymer using trifluoroacetic acid.⁵⁵⁰ Polymer supported catalysts are known.⁵⁵¹ Conversion of 1-lithioalkynes to the corresponding alkynyl zinc reagent allows coupling with aryl iodides when a palladium catalyst is used.⁵⁵² Coupling with alkynyl tin compounds is also known.⁵⁵³ The 1-lithioalkyne was directly coupled to aryl bromides in the presence of B(OiPr)₃ and a palladium catalyst,⁵⁵⁴ where an alkynylboronic acid was generated *in situ*.

A variation was reported with environmental importance, where the triphenylphosphine by-product was scavenged by addition of Merrifield resin.⁵⁵⁵ A copper-free Sonogashira coupling has been reported, in triethylamine⁵⁵⁶ and in an ionic liquid.⁵⁵⁷ A copper and amine-free reaction was reported in normal solvents, such as THF.⁵⁵⁸ An interesting example of the versatility of the coupling reaction is the coupling of propargyl bromide and an aryl iodide, in the presence of an amine, giving the aryl aminomethylalkyne.⁵⁵⁹ The coupling of 4-chloroacetophenone with 1-phenylethyne shows that the carbonyl group is compatible with this reaction.⁵⁶⁰

Diaryliodonium salts react with terminal alkynes to give the phenyl alkyne.⁵⁶¹ A variation couples the phenyl group of Ph₂I⁺OTf⁻ with an en-yne using a palladium catalyst.⁵⁶² Aryl sulfonate esters can be coupled to terminal alkynes using a palladium catalyst in polymethylhydrosiloxane.⁵⁶³ Aryl halides are coupled to alkynyl-trifluoroborates (R–C≡C–BF₃K, **12-28**) using a palladium catalyst.⁵⁶⁴ The boron trifluoride induced palladium-catalyzed cross-coupling reaction of 1-aryltriazenes with areneboronic acids has been reported.⁵⁶⁵

A variation of this aryl–alkyne coupling reaction reacted methylthioalkynes (R–C≡C–SMe) with arylboronic acids and a palladium catalyst to give the aryl alkyne (R–C≡C–Ar).⁵⁶⁶ 1-Trialkylsilylalkynes (R₃Si–C≡C–R') were coupled

⁵⁴⁸Liao, Y.; Fathi, R.; Reitman, M.; Zhang, Y.; Yang, Z. *Tetrahedron Lett.* **2001**, *42*, 1815; Gonthier, E.; Breinbauer, R. *Synlett* **2003**, 1049.

⁵⁴⁹Wang, M.; Li, P.; Wang, L. *Synth. Commun.* **2004**, *34*, 2803.

⁵⁵⁰Erdélyi, M.; Gogoll, A. *J. Org. Chem.* **2003**, *68*, 6431.

⁵⁵¹Lin, C.-A.; Luo, F.-T. *Tetrahedron Lett.* **2003**, *44*, 7565.

⁵⁵²Anastasia, L.; Negishi, E. *Org. Lett.* **2001**, *3*, 3111.

⁵⁵³See Jeganmohan, M.; Cheng, C.-H. *Org. Lett.* **2004**, *6*, 2821.

⁵⁵⁴Castanet, A.-S.; Colobert, F.; Schlama, T. *Org. Lett.* **2000**, *2*, 3559.

⁵⁵⁵Lipshutz, B.H.; Blomgren, P.A. *Org. Lett.* **2001**, *3*, 1869.

⁵⁵⁶Méry, D.; Heuzé, K.; Astruc, D. *Chem. Commun.* **2003**, 1934.

⁵⁵⁷In bmim PF₆, 1-butyl-3-methylimidazolium hexafluorophosphate: Fukuyama, T.; Shinmen, M.; Nishitani, S.; Sato, M.; Ryu, I. *Org. Lett.* **2002**, *4*, 1691; Park, S.B.; Alper, H. *Chem. Commun.* **2004**, 1306.

⁵⁵⁸Cheng, J.; Sun, Y.; Wang, F.; Guo, M.; Xu, J.-H.; Pan, Y.; Zhang, Z. *J. Org. Chem.* **2004**, *69*, 5428; Urganokar, S.; Verkade, J.G. *J. Org. Chem.* **2004**, *69*, 5752.

⁵⁵⁹Olivi, N.; Spruyt, P.; Peyrat, J.-F.; Alami, M.; Brion, J.-D. *Tetrahedron Lett.* **2004**, *45*, 2607.

⁵⁶⁰Feuerstein, M.; Doucet, H.; Santelli, M. *Tetrahedron Lett.* **2004**, *45*, 8443.

⁵⁶¹Kang, S.-K.; Yoon, S.-K.; Kim, Y.-M. *Org. Lett.* **2001**, *3*, 2697.

⁵⁶²Radhakrishnan, U.; Stang, P.J. *Org. Lett.* **2001**, *3*, 859.

⁵⁶³Gallagher, W.P.; Maleczka, Jr., R.E. *J. Org. Chem.* **2003**, *68*, 6775.

⁵⁶⁴Molander, G.A.; Katona, B.W.; Machrouhi, F. *J. Org. Chem.* **2002**, *67*, 8416.

⁵⁶⁵Saeki, T.; Son, E.-C.; Tamao, K. *Org. Lett.* **2004**, *6*, 617.

⁵⁶⁶Savarin, C.; Srogl, J.; Liebeskind, L.S. *Org. Lett.* **2001**, *3*, 91.

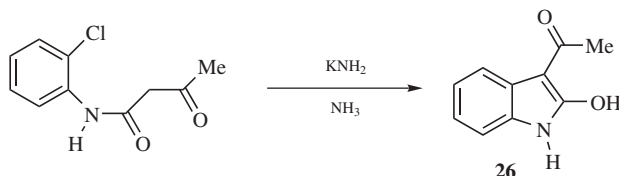
to aryl iodides using a palladium catalyst.⁵⁶⁷ A triphenylstibine, $\text{Ph}_3\text{Sb}(\text{OAc})_2$, was used to transfer a phenyl group to the alkyne carbon of $\text{PhC}\equiv\text{CSiMe}_3$, using palladium and CuI catalysts.⁵⁶⁸ Aryl iodides were also coupled to lithium alkynyl borate complexes, $\text{Li}[\text{R}-\text{C}\equiv\text{C}-\text{B}(\text{OR}')_3]$, to give the aryl alkyne.⁵⁶⁹ Note that diphenylethyne was prepared from bromobenzene and 2-chloro-1-bromoethane using KOH , 18-crown-6 and a palladium catalyst.⁵⁷⁰

13-14 Arylation at a Carbon Containing an Active Hydrogen

Bis(ethoxycarbonyl)methyl-de-halogenation, and so on



The arylation of compounds of the form $\text{ZCH}_2\text{Z}'$ is analogous to **10-67**, where Z is as defined as an electron withdrawing group (ester, cyano, sulfonyl, etc.). Activated aryl halides generally give good results.⁵⁷¹ Even unactivated aryl halides can be employed if the reaction is carried out in the presence of a strong base, such as NaNH_2 ⁵⁷² or LDA . Compounds of the form $\text{ZCH}_2\text{Z}'$, even simple ketones⁵⁷³ and carboxylic esters have been arylated in this manner. The reaction with unactivated halides proceeds by the benzyne mechanism and represents a method for extending the malonic ester (and similar) syntheses to aromatic compounds. The base performs two functions: it removes a proton from $\text{ZCH}_2\text{Z}'$ and catalyzes the benzyne mechanism. The reaction has been used for ring closure, as in the formation of **26**.⁵⁷⁴



⁵⁶⁷ Chang, S.; Yang, S.H.; Lee, P.H. *Tetrahedron Lett.* **2001**, *42*, 4833; Kabalka, G.W.; Wang, L.; Pagni, R.M. *Tetrahedron* **2001**, *57*, 8017; Denmark, S.E.; Tymonko, S.A. *J. Org. Chem.* **2003**, *68*, 9151.

⁵⁶⁸ Kang, S.-K.; Ryu, H.-C.; Hong, Y.-T. *J. Chem. Soc. Perkin Trans. 1* **2001**, 736.

⁵⁶⁹ Oh, C.H.; Jung, S.H. *Tetrahedron Lett.* **2000**, *41*, 8513.

⁵⁷⁰ Abele, E.; Abele, R.; Arsenyan, P.; Lukevics, E. *Tetrahedron Lett.* **2003**, *44*, 3911.

⁵⁷¹ There is evidence for both the $\text{S}_{\text{N}}\text{Ar}$ mechanism (see Leffek, K.T.; Matinopoulos-Scordou, A.E. *Can. J. Chem.* **1977**, *55*, 2656, 2664) and the $\text{S}_{\text{RN}}1$ mechanism (see Zhang, X.; Yang, D.; Liu, Y.; Chen, W.; Cheng, J. *Res. Chem. Intermed.* **1989**, *11*, 281).

⁵⁷² Leake, W.W.; Levine, R. *J. Am. Chem. Soc.* **1959**, *81*, 1169, 1627.

⁵⁷³ For example, see Caubere, P.; Guillaumet, G. *Bull. Soc. Chim. Fr.* **1972**, 4643, 4649.

⁵⁷⁴ Bunnett, J.F.; Kato, T.; Flynn, R.; Skorz, J.A. *J. Org. Chem.* **1963**, *28*, 1. For reviews, see Biehl, E.R.; Khanapure, S.P. *Acc. Chem. Res.* **1989**, *22*, 275; Hoffmann, R.W. *Dehydrobenzene and Cycloalkynes*, Academic Press, NY, **1967**, pp. 150–164. See also, Kessar, S.V. *Acc. Chem. Res.* **1978**, *11*, 283.

The coupling of active methylene compounds and unactivated aryl halides can also be done with copper halide catalysts⁹³ (the *Hurtley reaction*).⁵⁷⁵ A palladium catalyst can be used for the coupling of malonate esters with unactivated aryl halides.⁵⁷⁶ Bis(sulfones), CH₂(SO₂Ar)₂, react with aryl halides in the presence of a palladium catalyst.⁵⁷⁷ Similar coupling was accomplished with CH₂(CN)₂ and a nickel catalyst.⁵⁷⁸ Malonic and β-keto esters can be arylated at the α-carbon in high yields by treatment with aryllead tricarboxylates [ArPb(OAc)₃],⁵⁷⁹ and with triphenylbismuth carbonate (Ph₃BiCO₃)⁵⁸⁰ and other bismuth reagents.⁵⁸¹ In a related process, manganese(III) acetate was used to convert a mixture of ArH and ZCH₂Z' to ArCHZZ'.⁵⁸²

The reaction of the enolate anions ketones and aldehydes, generated *in situ* by addition of a suitable base, with aryl halides can be accomplished by treatment with a palladium catalyst.⁵⁸³ Formation of an enolate anion of a conjugated ketone (cyclohexenone) via reaction with LDA (see p. 389), in the presence of Ph₃BiCl₂, leads to the α-phenyl conjugated ketone (6-phenylcyclohex-2-enone).⁵⁸⁴ An ester reacted with TiCl₄ and *N,N*-dimethylaniline to give the para-substitution product. (Me₂N—Ar—CHRCO₂Et).⁵⁸⁵ The enolate anion of lactams will react with aryl halides in the presence of a palladium catalyst go via the 3-aryl lactam.⁵⁸⁶ When the enolate anion of a ketone is generated in the presence of a palladium catalyst and a chiral phosphine ligand, the α-aryl ketone is formed with good enantioselectivity.⁵⁸⁷

Compounds of the form CH₃Z can be arylated by treatment with an aryl halide in liquid ammonia containing Na or K, as in the formation of **27** and **28**.⁵⁸⁸

⁵⁷⁵See Bruggink, A.; McKillop, A. *Tetrahedron* **1975**, *31*, 2607; McKillop, A.; Rao, D.P. *Synthesis* **1977**, 759; Osuka, A.; Kobayashi, T.; Suzuki, H. *Synthesis* **1983**, 67; Hennessy, E.J.; Buchwald, S.L. *Org. Lett.*, **2002**, *4*, 269.

⁵⁷⁶Aramendía, M.A.; Borau, V.; Jiménez, C.; Marinas, J.M.; Ruiz, J.R.; Urbano, F.J. *Tetrahedron Lett.* **2002**, *43*, 2847.

⁵⁷⁷Kashin, A.N.; Mitin, A.V.; Beletskaya, I.P.; Wife, R. *Tetrahedron Lett.* **2002**, *43*, 2539.

⁵⁷⁸Cristau, H.J.; Vogel, R.; Taillefer, M.; Gadras, A. *Tetrahedron Lett.* **2000**, *41*, 8457.

⁵⁷⁹Elliott, G.I.; Konopelski, J.P.; Olmstead, M.M. *Org. Lett.* **1999**, *1*, 1867, and Refs. 3–7 therein.

⁵⁸⁰For a review of the aryllead and arylbismuth, and related reactions, see Elliott, G.I.; Konopelski, J.P. *Tetrahedron* **2001**, *57*, 5683; Abramovitch, R.A.; Barton, D.H.R.; Finet, J. *Tetrahedron* **1988**, *44*, 3039.

⁵⁸¹Barton, D.H.R.; Blazejewski, J.; Charpiot, B.; Finet, J.; Motherwell, W.B.; Papoula, M.T.B.; Stanforth, S.P. *J. Chem. Soc. Perkin Trans. 1* **1985**, 2667; O'Donnell, M.J.; Bennett, W.D.; Jacobsen, W.N.; Ma, Y. *Tetrahedron Lett.* **1989**, *30*, 3913.

⁵⁸²Citterio, A.; Santi, R.; Fiorani, T.; Strologo, S. *J. Org. Chem.* **1989**, *54*, 2703; Citterio, A.; Fancelli, D.; Finzi, C.; Pesce, L.; Santi, R. *J. Org. Chem.* **1989**, *54*, 2713.

⁵⁸³Uno, M.; Seto, K.; Ueda, W.; Masuda, M.; Takahashi, S. *Synthesis* **1985**, 506; Kawatsura, M.; Hartwig, J.F. *J. Am. Chem. Soc.* **1999**, *121*, 1473; Jørgensen, M.; Lee, S.; Liu, X.; Wolkowski, J.P.; Hartwig, J.F. *J. Am. Chem. Soc.* **2002**, *124*, 12557; Fox, J.M.; Huang, X.; Chieffi, A.; Buchwald, S.L. *J. Am. Chem. Soc.* **2000**, *122*, 1360. For a review, see Culkin, D.A.; Hartwig, J.F. *Acc. Chem. Res.* **2003**, *36*, 234.

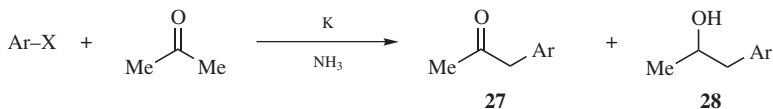
⁵⁸⁴Arnauld, T.; Barton, D.H.R.; Normat, J.-F.; Doris, E. *J. Org. Chem.* **1999**, *64*, 6915.

⁵⁸⁵Periasamy, M.; KishoreBabu N.; Jayakumar, K.N. *Tetrahedron Lett.* **2003**, *44*, 8939.

⁵⁸⁶Cossy, J.; de Filippis, A.; Pardo, D.G. *Org. Lett.* **2003**, *5*, 3037.

⁵⁸⁷Hamada, T.; Chieffi, A.; Åhman, J.; Buchwald, S.L. *J. Am. Chem. Soc.* **2002**, *124*, 1261.

⁵⁸⁸Rossi, R.A.; Bunnett, J.F. *J. Org. Chem.* **1973**, *38*, 3020; Bunnett, J.F.; Gloor, B.F. *J. Org. Chem.* **1973**, *38*, 4156; **1974**, *39*, 382.



When the solution is irradiated with near-UV light, but Na or K is omitted, the same products are obtained (though in different proportions).⁵⁸⁹ In either case, other leaving groups can be used instead of halogens (e.g., NR_3^+ , SAr) and the mechanism is the $\text{S}_{\text{RN}}1$ mechanism. Iron(II) salts have also been used to initiate this reaction.⁵⁹⁰ The reaction can also take place without an added initiator. The reaction of 2-fluoroanisole and KHMDS, and 4 equivalents of 2-cyanopropane, leads to substitution of the fluorine atom by CMe_2CN .⁵⁹¹ A similar reaction as reported using a palladium catalyst.⁵⁹² Nitroethane was converted to 2-phenylnitroethane using bromobenzene and a palladium catalyst.⁵⁹³

Enolate ions of ketones react with PhI in the dark.⁵⁹⁴ In this case, it has been suggested⁵⁹⁵ that initiation takes place by formation of a radical, such as **29**.



This is an SET mechanism (see p. 444). The photostimulated reaction has also been used for ring closure.⁵⁹⁶ In certain instances of the intermolecular reaction there is evidence that the leaving group exerts an influence on the product ratios, even when it has already departed at the time that product selection takes place.⁵⁹⁷

OS V, 12, 263; VI, 36, 873, 928; VII, 229.

13-15 Conversion of Aryl Substrates to Carboxylic Acids, Their Derivatives, Aldehydes, and Ketones⁵⁹⁸

⁵⁸⁹Hay, J.V.; Hudlicky, T.; Wolfe, J.F. *J. Am. Chem. Soc.* **1975**, *97*, 374; Bunnett, J.F.; Sundberg, J.E. *J. Org. Chem.* **1976**, *41*, 1702; Rajan, S.; Muralimohan, K. *Tetrahedron Lett.* **1978**, 483; Rossi, R.A.; de Rossi, R.H.; Pierini, A.B. *J. Org. Chem.* **1979**, *44*, 2662; Rossi, R.A.; Alonso, R.A. *J. Org. Chem.* **1980**, *45*, 1239; Beugelmans, R. *Bull. Soc. Chim. Belg.* **1984**, *93*, 547.

⁵⁹⁰Galli, C.; Bunnett, J.F. *J. Org. Chem.* **1984**, *49*, 3041.

⁵⁹¹Caron, S.; Vasquez, E.; Wojcik, J.M. *J. Am. Chem. Soc.* **2000**, *122*, 712.

⁵⁹²You, J.; Verkade, J.G. *Angew. Chem. Int. Ed.* **2003**, *42*, 5051.

⁵⁹³Vogl, E.M.; Buchwald, S.L. *J. Org. Chem.* **2002**, *67*, 106.

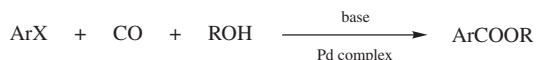
⁵⁹⁴Scamehorn, R.G.; Hardacre, J.M.; Lukanich, J.M.; Sharpe, L.R. *J. Org. Chem.* **1984**, *49*, 4881.

⁵⁹⁵Aoki, S.; Fujimura, T.; Nakamura, E.; Kuwajima, I. *J. Am. Chem. Soc.* **1988**, *110*, 3296.

⁵⁹⁶See Semmelhack, M.F.; Bargar, T. *J. Am. Chem. Soc.* **1980**, *102*, 7765; Bard, R.R.; Bunnett, J.F. *J. Org. Chem.* **1980**, *45*, 1546.

⁵⁹⁷Bard, R.R.; Bunnett, J.F.; Creary, X.; Tremelling, M.J. *J. Am. Chem. Soc.* **1980**, *102*, 2852; Tremelling, M.J.; Bunnett, J.F. *J. Am. Chem. Soc.* **1980**, *102*, 7375.

⁵⁹⁸For a review, see Weil, T.A.; Cassar, L.; Foà, M., in Wender, I.; Pino, P. *Organic Synthesis Via Metal Carbonyls*, Vol. 2, Wiley, NY, **1977**, pp. 517–543.

Alkoxy carbonyl-de-halogenation, and so on

Carbonylation of aryl bromides and iodides with carbon monoxide, an alcohol, a base, and a palladium catalyst, give carboxylic esters. Even very sterically hindered alkoxides can be used to produce the corresponding ester.⁵⁹⁹ The use of H₂O, RNH₂, or an alkali metal or calcium carboxylate⁶⁰⁰ instead of ROH, gives the carboxylic acid,⁶⁰¹ amide,⁶⁰² or mixed anhydride, respectively.⁶⁰³ Heating an aryl iodide, CO in ethanol and DBU, with a palladium catalyst, gave the ethyl ester of the aryl carboxylic acid.⁶⁰⁴ A similar result was obtained when an aryl iodide was heated in ethanol with triethylamine, CO and Pd/C.⁶⁰⁵ Ester formation via carbonylation was done in supercritical CO₂ (see p. 414).⁶⁰⁶ With certain palladium catalysts, aryl chlorides⁶⁰⁷ and aryl triflates⁶⁰⁸ can also be substrates. Aryl carboxylic acids were also prepared from aryl iodides by heating in DMF with lithium formate, LiCl, acetic anhydride and a palladium catalyst.⁶⁰⁹ A silica-supported palladium reagent has been used to convert iodobenzene to butyl benzoate, in the presence of CO and butanol.⁶¹⁰ 2-Chloropyridine was converted the butyl pyridine 2-carboxylate with this procedure.⁶¹¹ Halogenated biaryls can be converted to the tricyclic ketone, 9-fluorenone, by an intramolecular carbonylation reaction with CO and a palladium catalyst.⁶¹² A surrogate reagent used instead of CO is dicobalt octacarbonyl CO₂(CO)₈.⁶¹³ Aryl chlorides have been converted to carboxylic acids by an electrochemical synthesis,⁶¹⁴ and aryl iodides to aldehydes by treatment with

⁵⁹⁹Kubota, Y.; Hanaoka, T.-a.; Takeuchi, K.; Sugi, Y. *J. Chem. Soc. Chem. Commun.* **1994**, 1553; Antebi, S.; Arya, P.; Manzer, L.E.; Alper, H. *J. Org. Chem.* **2002**, *67*, 6623. For an interesting variation that generated a lactone ring, see Cho, C.S.; Baek, D.Y.; Shim, S.C. *J. Heterocyclic Chem.* **1999**, *36*, 289.

⁶⁰⁰Pri-Bar, I.; Alper, H. *J. Org. Chem.* **1989**, *54*, 36.

⁶⁰¹For example, see Bumagin, N.A.; Nikitin, K.V.; Beletskaya, I.P. *Doklad. Chem.* **1990**, *312*, 149.

⁶⁰²Lin, Y.-S.; Alper, H. *Angew. Chem. Int. Ed.* **2001**, *40*, 779; Wan, Y.; Alterman, M.; Larhed, M.; Hallberg, A. *J. Org. Chem.* **2002**, *67*, 6232. For another reagent that also gives amides, see Bumagin, N.A.; Gulevich, Yu.V.; Beletskaya, I.P. *J. Organomet. Chem.* **1985**, *285*, 415.

⁶⁰³For a review, see Heck, R.F. *Palladium Reagents in Organic Synthesis*, Academic Press, NY, **1985**, pp. 348–358.

⁶⁰⁴Ramesh, C.; Kubota, Y.; Miwa, M.; Sugi, Y. *Synthesis* **2002**, 2171.

⁶⁰⁵Ramesh, C.; Nakamura, R.; Kubota, Y.; Miwa, M.; Sugi, Y. *Synthesis* **2003**, 501.

⁶⁰⁶Albazeze-Walker, J.; Bazaral, C.; Leavey, T.; Dormer, P.G.; Murry, J.A. *Org. Lett.* **2004**, *6*, 2097.

⁶⁰⁷Ben-David, Y.; Portnoy, M.; Milstein, D. *J. Am. Chem. Soc.* **1989**, *111*, 8742.

⁶⁰⁸Cacchi, S.; Ciattini, P.G.; Morera, E.; Ortar, G. *Tetrahedron Lett.* **1986**, *27*, 3931; Kubota, Y.; Nakada, S.; Sugi, Y. *Synlett*, **1998**, 183; Garrido, F.; Raeppl, S.; Mann, A.; Lautens, M. *Tetrahedron Lett.* **2001**, *42*, 265.

⁶⁰⁹Cacchi, S.; Babrizi, G.; Goggiamani, A. *Org. Lett.* **2003**, *5*, 4269.

⁶¹⁰Cai, M.-Z.; Song, C.-S.; Huang, X. *J. Chem. Soc. Perkin Trans. I*, **1997**, 2273.

⁶¹¹Beller, M.; Mägerlein, W.; Indolese, A.F.; Fischer, C. *Synthesis* **2001**, 1098.

⁶¹²Campo, M.A.; Larock, R.C. *Org. Lett.* **2000**, *2*, 3675.

⁶¹³Brunet, J.; Sidot, C.; Caubere, P. *J. Org. Chem.* **1983**, *48*, 1166. See also, Foà, M.; Francalanci, F.; Bencini, E.; Gardano, A. *J. Organomet. Chem.* **1985**, *285*, 293; Kudo, K.; Shibata, T.; Kashimura, T.; Mori, S.; Sugita, N. *Chem. Lett.* **1987**, 577.

⁶¹⁴Heintz, M.; Sock, O.; Saboureau, C.; Périchon, J. *Tetrahedron* **1988**, *44*, 1631.

CO, Bu_3SnH , and $\text{NCCMe}_2\text{N}=\text{NCMe}_2\text{CN}$ (AIBN).⁶¹⁵ Aryl ketones can be prepared from aryltrimethylsilanes ArSiMe_3 and acyl chlorides in the presence of AlCl_3 .⁶¹⁶ Aryllithium and Grignard reagents react with iron pentacarbonyl to give aldehydes ArCHO .⁶¹⁷ The reaction of CO with aryllithium may occur by electron transfer.⁶¹⁸

Aryl iodides are converted to unsymmetrical diaryl ketones on treatment with arylmercury halides and nickel carbonyl: $\text{ArI} + \text{Ar}'\text{HgX} + \text{Ni}(\text{CO})_4 \rightarrow \text{ArCOAr}'$.⁶¹⁹ Aryl iodides are carbonylated to give the aryl alkyl ketone with CO and R_3In .⁶²⁰ Arylthallium bis(trifluoroacetates), $\text{ArTl}(\text{O}_2\text{CCF}_3)_2$ (see **12-23**), can be carbonylated with CO, an alcohol, and a PdCl_2 catalyst to give esters.⁶²¹ Organomercury compounds undergo a similar reaction.⁶²² The aryllead reagent $\text{PhPb}(\text{OAc})_3$, was converted to benzophenone using NaOMe , CO and a palladium catalyst.⁶²³ Aryl iodides containing an ortho substituent with a β -cyano group that served as the source of a carbonyl group, was converted to a bicyclic ketone with a palladium catalyst at 130°C in aqueous DMF.⁶²⁴

Diaryl ketones can also be prepared by coupling aryl iodides with phenylboronic acid (**12-28**), in the presence of CO and a palladium catalyst.⁶²⁵ This reaction has been extended to heteroaromatic systems, with the preparation of phenyl 4-pyridyl ketone from phenylboronic acid and 4-iodopyridine.⁶²⁶ 2-Bromopyridine as coupled with phenylboronic acid, CO and a palladium catalyst to give phenyl 2-pyridyl ketone.⁶²⁷ An interesting reaction treated a titanocycle (**30**) with CO to give the cyclobutanone.⁶²⁸ Carbonylation of an alkyne and an aryl halide, with CO

⁶¹⁵Ryu, I.; Kusano, K.; Masumi, N.; Yamazaki, H.; Ogawa, A.; Sonoda, N. *Tetrahedron Lett.* **1990**, *31*, 6887.

⁶¹⁶Dey, K.; Eaborn, C.; Walton, D.R.M. *Organomet. Chem. Synth.* **1971**, *1*, 151.

⁶¹⁷Ryang, M.; Rhee, I.; Tsutsumi, S. *Bull. Chem. Soc. Jpn.* **1964**, *37*, 341; Giam, C.; Ueno, K. *J. Am. Chem. Soc.* **1977**, *99*, 3166; Yamashita, M.; Miyoshi, K.; Nakazono, Y.; Suemitsu, R. *Bull. Chem. Soc. Jpn.* **1982**, *55*, 1663. For another method, see Gupton, J.T.; Polk, D.E. *Synth. Commun.* **1981**, *11*, 571.

⁶¹⁸Nudelman, N.S.; Doctorovich, F. *Tetrahedron* **1994**, *50*, 4651.

⁶¹⁹Rhee, I.; Ryang, M.; Watanabe, T.; Omura, H.; Murai, S.; Sonoda, N. *Synthesis* **1977**, 776; Ryu, I.; Ryang, M.; Rhee, I.; Omura, H.; Murai, S.; Sonoda, N. *Synth. Commun.* **1984**, *14*, 1175 and cited references. For other acylation reactions, see Tanaka, M. *Synthesis* **1981**, 47; *Bull. Chem. Soc. Jpn.* **1981**, *54*, 637; Bumagin, N.A.; Ponomarov, A.B.; Beletskaya, I.P. *Tetrahedron Lett.* **1985**, *26*, 4819; Koga, T.; Makinouchi, S.; Okukado, N. *Chem. Lett.* **1988**, 1141; Echavarren, A.M.; Stille, J.K. *J. Am. Chem. Soc.* **1988**, *110*, 1557; Hatanaka, Y.; Hiyama, T. *Chem. Lett.* **1989**, 2049.

⁶²⁰Lee, P.H.; Lee, S.W.; Lee, K. *Org. Lett.* **2003**, *5*, 1103. With a palladium catalyst, see Pena, M.A.; Sestelo, J.P.; Sarandeses, L.A. *Synthesis* **2003**, 780. For a reaction that used R_4InLi , see Lee, S.W.; Kee, K.; Seomoon, D.; Kim, S.; Kim, H.; Kim, H.; Shim, E.; Lee, M.; Lee, S.; Kim, S.; Lee, P.H. *J. Org. Chem.* **2004**, *69*, 4852.

⁶²¹Larock, R.C.; Fellows, C.A. *J. Am. Chem. Soc.* **1982**, *104*, 1900.

⁶²²Baird Jr., W.C.; Hartgerink, R.L.; SurrIDGE, J.H. *J. Org. Chem.* **1985**, *50*, 4601.

⁶²³Kang, S.-K.; Ryu, H.-C.; Choi, S.-C. *Synth. Commun.* **2001**, *31*, 1035.

⁶²⁴Pletnev, A.A.; Larock, R.C. *J. Org. Chem.* **2002**, *67*, 9428.

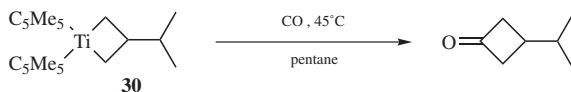
⁶²⁵Ishiyama, T.; Kizaki, H.; Miyaura, N.; Suzuki, A. *Tetrahedron Lett.* **1993**, *34*, 7595.

⁶²⁶Couve-Bonnaire, S.; Caprentier, J.-F.; Mortreux, A.; Castanet, Y. *Tetrahedron Lett.* **2001**, *42*, 3689.

⁶²⁷Maerten, E.; Hassouna, F.; Couve-Bonnaire, S.; Mortreux, A.; Carpentiere, J.-F.; Castanet, Y. *Synlett* **2003**, 1874.

⁶²⁸Carter, C.A.G.; Greidanus, G.; Chen, J.-X.; Stryker, J.M. *J. Am. Chem. Soc.* **2001**, *123*, 8872.

and palladium and copper catalysts, gave the alkynyl ketone $\text{RC}\equiv\text{C}(\text{C}=\text{O})\text{Ar}$.⁶²⁹



Note that seleno esters (ArCOSeAr) were prepared from aryl iodides, CO, PhSeSnBu_3 , and a palladium catalyst.⁶³⁰

13-16 Arylation of Silanes

Silyl and Silyloxy-de-halogenation, and so on



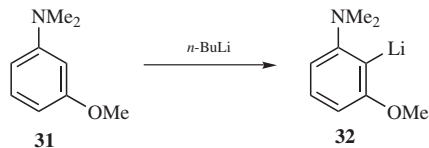
In the presence of transition-metal catalysts, such as palladium, trialkoxysilanes [$\text{HSi}(\text{OR})_3$] react with aryl halides to give the corresponding arylsilane.⁶³¹ This transformation is an alternative to the Suzuki coupling (13-10).⁶³² A similar reaction was reported using a rhodium catalyst.⁶³³ Arylsilanes can be coupled to aryl iodides in aqueous media.⁶³⁴ Arylsilanes react with alkyl halides to give the corresponding arene, in the presence of a palladium catalyst.⁶³⁵ Suzuki-type coupling using $\text{Me}_3\text{SiSiMe}_3$ leads to aryl silanes.⁶³⁶

An alternative approach reacts aryllithium reagents with siloxanes [$\text{Si}(\text{OR})_4$], to give the aryl derivative $\text{ArSi}(\text{OR})_3$.⁶³⁷

HYDROGEN AS LEAVING GROUP⁶³⁸

13-17 Alkylation and Arylation

Alkylation or Alkyl-de-hydrogenation, and so on



⁶²⁹Ahmed, M.S.M.; Mori, A. *Org. Lett.* **2003**, *5*, 3057.

⁶³⁰Nishiyama, Y.; Tokunaga, K.; Kawamatsu, H.; Sonoda, N. *Tetrahedron Lett.* **2002**, *43*, 1507.

⁶³¹Manoso, A.S.; DeShong, P. *J. Org. Chem.* **2001**, *66*, 7449.

⁶³²DeShong, P.; Handy, C.J.; Mowery, M.W. *Pure Appl. Chem.* **2000**, *72*, 1655; Seganish, W.M.; DeShong, P. *Org. Lett.* **2004**, *6*, 4379.

⁶³³Murata, M.; Ishikura, M.; Nagata, M.; Watanabe, S.; Masuda, Y. *Org. Lett.* **2002**, *4*, 1843.

⁶³⁴Denmark, S.E.; Ober, M.H. *Org. Lett.* **2003**, *5*, 1357.

⁶³⁵Mowery, M.E.; DeShong, P. *J. Org. Chem.* **1999**, *64*, 3266; Lee, J.-y.; Fu, G.C. *J. Am. Chem. Soc.* **2003**, *125*, 5616.

⁶³⁶Gooßen, L.J.; Ferwanah, A.-R.S. *Synlett* **2000**, 1801.

⁶³⁷Manoso, A.S.; Ahn, C.; Soheili, A.; Handy, C.J.; Correia, R.; Seganish, W.M.; DeShong, P. *J. Org. Chem.* **2004**, *69*, 8305.

⁶³⁸For reviews, see Chupakhin, O.N.; Postovskii, I.Ya. *Russ. Chem. Rev.* **1976**, *45*, 454. For a review of reactivity and mechanism in these cases, see Chupakhin, O.N.; Charushin, V.N.; van der Plas, H.C. *Tetrahedron* **1988**, *44*, 1.

The alkylation of aromatic rings was introduced, in part, in section 10-57. The reaction of an aromatic ring with an organolithium reagent can give H–Li exchange to form an aryllithium. This reaction tends to be slow in the absence of diamine additives or if there are activating substituents on the aryl halide.⁶³⁹ When heteroatom substituents are present as in **31**, however, the reaction is facile and the lithium goes into the 2 position (as in **32**).⁶⁴⁰ This regioselectivity can be quite valuable synthetically, and is now known as *directed ortho metalation*⁶⁴¹ (see 10-57). Lithiation reactions do not necessarily rely on a complex-induced proximity effect.⁶⁴² With TMEDA/*n*-butyllithium-mediate arene lithiation reactions, the viability of directive effects (complex-induced proximate effects) has been questioned,⁶⁴³ although it is not clear if this extends to other systems (particularly when there is a strong coordinating group, such as carbamate).⁶⁴⁴ The 2 position is much more acidic than the 3 position (see Table 8.1), but a negative charge at C-3 is in a more favorable position to be stabilized by the Li⁺. Formation of the ortho arylmagnesium compound has been accomplished with bases of the form (R₂N)₂Mg.⁶⁴⁵ Note that H–Li exchange can be faster than Cl–Li exchange. Treatment of 2-chloro-5-phenylpyridine with *tert*-butyllithium leads to lithiation on the phenyl ring rather than Li–Cl exchange, and subsequent treatment with dimethyl sulfate gave 2-chloro-5-(2-methylphenyl)pyridine.⁶⁴⁶ Heteroaromatic rings do react, however. The reaction of 2-chloropyridine with 3 equivalents of butyllithium-Me₂NCH₂CH₂OLi and then iodomethane gave 2-chloro-6-methylpyridine.⁶⁴⁷ The reaction of *N*-triisopropylsilyl indole with *tert*-butyllithium and then iodomethane gave the 3-methyl derivative.⁶⁴⁸ Furfural (furan 2-carboxaldehyde) reacts with aryl iodides in the presence of a palladium catalyst to give the 5-arylfuran 2-carboxaldehyde.⁶⁴⁹

Benzene, naphthalene, and phenanthrene have been alkylated with alkyllithium reagents, though the usual reaction with these reagents is 12-22,⁶⁵⁰ and Grignard reagents have been used to alkylate naphthalene.⁶⁵¹ The addition–elimination

⁶³⁹See, for example, Becht, J.-M.; Gissot, A.; Wagner, A.; Misokowski, C. *Tetrahedron Lett.* **2004**, 45, 9331.

⁶⁴⁰Slocum, D.W.; Jennings, C.A. *J. Org. Chem.* **1976**, 41, 3653. However, the regioselectivity can depend on reaction conditions: See Meyers, A.I.; Avila, W.B. *Tetrahedron Lett.* **1980**, 3335.

⁶⁴¹For a reviews of directed ortho metallation, see Snieckus, V. *Chem. Rev.* **1990**, 90, 879; Gschwend, H.W.; Rodriguez, H.R. *Org. React.* **1979**, 26, 1. See Green, L.; Chauder, B.; Snieckus, V. *J. Heterocyclic Chem.* **1999**, 36, 1453. Also see Green, L.; Chauder, B.; Snieckus, V. *J. Heterocyclic Chem.* **1999**, 36, 1453. See Slocum, D.W.; Dietzel, P. *Tetrahedron Lett.* **1999**, 40, 1823.

⁶⁴²Chadwick, S.T.; Rennels, R.A.; Rutherford, J.L.; Collum, D.B. *J. Am. Chem. Soc.* **2000**, 122, 8640; Collum, D.B. *Acc. Chem. Res.* **1992**, 25, 448.

⁶⁴³Chadwick, S.T.; Rennels, R.A.; Rutherford, J.L.; Collum, D.B. *J. Am. Chem. Soc.* **2000**, 122, 8640.

⁶⁴⁴Hay, D. R.; Song, Z.; Smith, S.G.; Beak, P. *J. Am. Chem. Soc.* **1988**, 110, 8145.

⁶⁴⁵Eaton, P.E.; Lee, C.; Xiong, Y. *J. Am. Chem. Soc.* **1989**, 111, 8016.

⁶⁴⁶Fort, Y. Rodriguez, A.L. *J. Org. Chem.* **2003**, 68, 4918.

⁶⁴⁷Choppin, S. Gros, P.; Fort, Y. *Org. Lett.* **2000**, 2, 803.

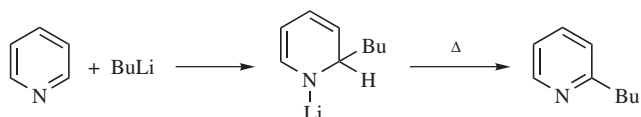
⁶⁴⁸Matsuzono, M.; Fukuda, T.; Iwao, M. *Tetrahedron Lett.* **2001**, 42, 7621.

⁶⁴⁹McClure, M.S.; Glover, B.; McSorley, E.; Millar, A.; Osterhout, M.H.; Roschangar, F. *Org. Lett.* **2001**, 3, 1677.

⁶⁵⁰Eppley, R.L.; Dixon, J.A. *J. Am. Chem. Soc.* **1968**, 90, 1606.

⁶⁵¹Bryce-Smith, D.; Wakefield, B.J. *Tetrahedron Lett.* **1964**, 3295.

mechanism apparently applies in these cases too. A protected form of benzaldehyde (protected as the benzyl imine) has been similarly alkylated at the *ortho*-position with butyllithium.⁶⁵²



The alkylation of heterocyclic nitrogen compounds⁶⁵³ with alkyl lithium reagents is called *Ziegler alkylation*. Aryllithium reagents give arylation. The reaction occurs by an addition–elimination mechanism and the adduct can be isolated.⁶⁵⁴ Upon heating of the adduct, elimination of LiH occurs and an alkylated product is obtained. With respect to the 2-carbon the first step is the same as that of the S_NAr mechanism. The difference is that the unshared pair of electrons on the nitrogen combines with the lithium, so the extra pair of ring electrons has a place to go: it becomes the new unshared pair on the nitrogen. Heteroaromatic compounds can be alkylated. Pyrrole, for example, reacts with an allylic halide and zinc to give primarily the 3-substituted pyrrole.⁶⁵⁵

Mercuration of aromatic compounds⁶⁵⁶ can be accomplished with mercuric salts, most often $Hg(OAc)_2$ ⁶⁵⁷ to give $ArHgOAc$. This is ordinary electrophilic aromatic substitution and takes place by the arenium ion mechanism (p. 657).⁶⁵⁸ Aromatic compounds can also be converted to arylthallium bis(trifluoroacetates) $ArTl(OOCCF_3)_2$ by treatment with thallium(III) trifluoroacetate⁶⁵⁹ in trifluoroacetic acid.⁶⁶⁰ These arylthallium compounds can be converted to phenols, aryl iodides or fluorides (**12-31**), aryl cyanides (**12-34**), aryl nitro compounds,⁶⁶¹ or aryl esters

⁶⁵²Flippin, L.A.; Carter, D.S.; Dubree, N.J.P. *Tetrahedron Lett.* **1993**, *34*, 3255.

⁶⁵³For a review of substitution by carbon groups on a nitrogen heterocycle, see Vorbrüggen, H.; Maas, M. *Heterocycles*, **1988**, *27*, 2659. For a related review, see Comins, D.L.; O'Connor, S. *Adv. Heterocycl. Chem.* **1988**, *44*, 199.

⁶⁵⁴See, for example, Armstrong, D.R.; Mulvey, R.E.; Barr, D.; Snaith, R.; Reed, D. *J. Organomet. Chem.* **1988**, *350*, 191.

⁶⁵⁵Yadav, J.S.; Reddy, B.V.S.; Reddy, P.M.; Srinivas, Ch. *Tetrahedron Lett.* **2002**, *43*, 5185.

⁶⁵⁶For reviews, see Larock, R.C. *Organomercury Compounds in Organic Synthesis*, Springer, NY, **1985**, pp. 60–97; Wardell, J.L., in Zuckerman, J.J. *Inorganic Reactions and Methods*, Vol. 11, VCH, NY, **1988**, pp. 308–318.

⁶⁵⁷For a review of mercuric acetate, see Butler, R.N., in Pizey, J.S. *Synthetic Reagents*, Vol. 4, Wiley, NY, **1981**, pp. 1–145.

⁶⁵⁸For a review, see Taylor, R., in Bamford, C.H.; Tipper, C.F.H. *Comprehensive Chemical Kinetics*, vol. 13, Elsevier, NY, **1972**, pp. 186–194. An alternative mechanism, involving radical cations, has been reported: Courtneidge, J.L.; Davies, A.G.; McGuchan, D.C.; Yazdi, S.N. *J. Organomet. Chem.* **1988**, *341*, 63.

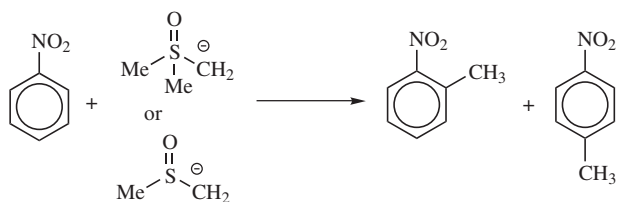
⁶⁵⁹For a review of this reagent, see Uemura, S., in Pizey, J.S. *Synthetic Reagents*, Vol. 5, Wiley, NY, **1983**, pp. 165–241.

⁶⁶⁰Taylor, E.C.; Kienzle, F.; McKillop, A. *Org. Synth.* **VI**, 826; Taylor, E.C.; Katz, A.H.; Alvarado, S.I.; McKillop, A. *J. Organomet. Chem.* **1985**, *285*, C9. For reviews, see Usyatinskii, A.Ya.; Bregadze, V.I. *Russ. Chem. Rev.* **1988**, *57*, 1054; Uemura, S., in Hartley, F.R.; Patai, S. *The Chemistry of the Metal-Carbon Bond*, Vol. 4, Wiley, NY, pp. 473–538.

⁶⁶¹Uemura, S.; Toshimitsu, A.; Okano, M. *Bull. Chem. Soc. Jpn.* **1976**, *49*, 2582.

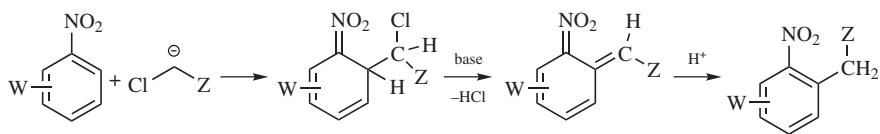
(12-33). The mechanism of thallation appears to be complex, with electrophilic and electron-transfer mechanisms both taking place.⁶⁶² Transient metalated aryl complexes can be formed that react with another aromatic compound. Aryl iodides reacted with benzene to form a biaryl in the presence of an iridium catalyst.⁶⁶³ Aniline derivatives reacted with TiCl_4 to give the para-homo coupling product ($\text{R}_2\text{N}-\text{Ar}-\text{Ar}-\text{NR}_2$).⁶⁶⁴

Aromatic nitro compounds can be methylated with dimethyloxosulfonium methylid⁶⁶⁵ or the methylsulfinyl carbanion (obtained by treatment of DMSO with a strong base):⁶⁶⁶



The latter reagent also methylates certain heterocyclic compounds (e.g., quinoline) and certain fused aromatic compounds (e.g., anthracene, phenanthrene).^{666,667} The reactions with the sulfur carbanions are especially useful, since none of these substrates can be methylated by the Friedel–Crafts procedure (11-10). It has been reported⁶⁶⁸ that aromatic nitro compounds can also be alkylated, not only with methyl but with other alkyl and substituted alkyl groups as well, in ortho and para positions, by treatment with an alkyl lithium compound (or, with lower yields, a Grignard reagent), followed by an oxidizing agent, such as Br_2 or DDQ (p. 1710).

A different kind of alkylation of nitro compounds uses carbanion nucleophiles that have a chlorine at the carbanionic carbon. The following process takes place:⁶⁶⁹



⁶⁶²Lau, W.; Kochi, J.K. *J. Am. Chem. Soc.* **1984**, *106*, 7100; **1986**, *108*, 6720.

⁶⁶³Fujita, K.-i.; Nonogawa, M.; Yamaguchi, R. *Chem. Commun.* **2004**, 1926.

⁶⁶⁴Periasamy, M.; Jayakumar, K.N.; Bharathi, P. *J. Org. Chem.* **2004**, *65*, 3548.

⁶⁶⁵Traynelis, V.J.; McSweeney, J.V. *J. Org. Chem.* **1966**, *31*, 243.

⁶⁶⁶Russell, G.A.; Weiner, S.A. *J. Org. Chem.* **1966**, *31*, 248.

⁶⁶⁷Argabright, P.A.; Hofmann, J.E.; Schriesheim, A. *J. Org. Chem.* **2000**, *65*, 3233; Trost, B.M. *Tetrahedron Lett.* **1966**, 5761; Yamamoto, Y.; Nisimura, T.; Nozaki, H. *Bull. Chem. Soc. Jpn.* **1971**, *44*, 541.

⁶⁶⁸Kienzle, F. *Helv. Chim. Acta* **1978**, *61*, 449.

⁶⁶⁹In some cases, the intermediate bearing the CHCl(Z) unit has been isolated: Stahly, G.P.; Stahly, B.C.; Maloney, J.R. *J. Org. Chem.* **1988**, *53*, 690.

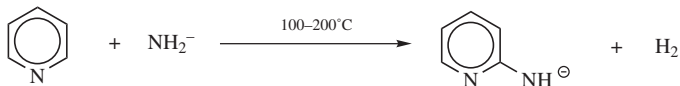
This type of process is called *vicarious nucleophilic substitution of hydrogen*.⁶⁷⁰ The Z group is electron -withdrawing (e.g., SO₂R, SO₂OR, SO₂NR₂, COOR, or CN); it stabilizes the negative charge. The carbanion attacks the activated ring ortho or para to the nitro group.⁶⁷¹ Hydride ion H⁻ is not normally a leaving group, but in this case the presence of the adjacent Cl allows the hydrogen to be replaced. Hence, Cl is a “vicarious” leaving group. Other leaving groups have been used (e.g., OMe, SPh), but Cl is generally the best. Many groups W in ortho, meta, or para positions do not interfere. The reaction is also successful for di- and trinitro compounds, for nitronaphthalenes,⁶⁷² and for many nitro heterocycles. Z⁻CR-Cl may also be used.⁶⁷³ When Br₃C⁻ or Cl₃C⁻ is the nucleophile the product is ArCHX₂, which can easily be hydrolyzed to ArCHO.⁶⁷⁴ This is therefore an indirect way of formylating an aromatic ring containing one or more NO₂ groups, which cannot be done by any of the formylations mentioned in Chapter 11 (11-1–11-18).

Replacement of an amino group is possible. When aniline derivatives were treated with allyl bromide and *tert*-butyl nitrite (*t*-BuONO), the aryl-allyl coupling product was formed (Ar-NH₂ → Ar-CH₂CH=CH₂).⁶⁷⁵

For the introduction of CH₂SR groups into phenols, see 11-23. See also 14-19. OS II, 517.

13-18 Amination of Nitrogen Heterocycles

Amination or Amino-de-hydrogenation



Pyridine and other heterocyclic nitrogen compounds can be aminated with alkali-metal amides in a process called the *Chichibabin reaction*.⁶⁷⁶ The attack is always in the 2 position unless both such positions are filled, in which case the 4 position is attacked. Substituted alkali-metal amides (e.g., RNH⁻ and R₂N⁻) have also been used. The mechanism is probably similar to that of 13-17. The existence of intermediate ions, such as 33

⁶⁷⁰Goliński, J.; Mąkosza, M. *Tetrahedron Lett.* **1978**, 3495. For reviews, see Mąkosza, M. *Synthesis* **1991**, 103; *Russ. Chem. Rev.* **1989**, 58, 747; Mąkosza, M.; Winiarski, J. *Acc. Chem. Res.* **1987**, 20, 282.

⁶⁷¹For a discussion of the mechanism, of vicarious nucleophilic aromatic substitution, see Mąkosza, M.; Lemek, T.; Kwast, A.; Terrier, F. *J. Org. Chem.* **2002**, 67, 394.

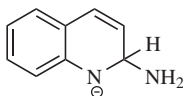
⁶⁷²Mąkosza, M.; Danikiewicz, W.; Wojciechowski, K. *Liebigs Ann. Chem.* **1987**, 711.

⁶⁷³See Mudryk, B.; Mąkosza, M. *Tetrahedron* **1988**, 44, 209.

⁶⁷⁴Mąkosza, M.; Owczarczyk, Z. *J. Org. Chem.* **1989**, 54, 5094. See also, Mąkosza, M.; Winiarski, J. *Chem. Lett.* **1984**, 1623.

⁶⁷⁵Ek, F.; Axelsson, O.; Wistrand, L.-G.; Frejd, T. *J. Org. Chem.* **2002**, 67, 6376.

⁶⁷⁶For reviews, see Vorbrüggen, H. *Adv. Heterocycl. Chem.* **1990**, 49, 117; McGill, C.K.; Rappa, A. *Adv. Heterocycl. Chem.* **1988**, 44, 1; Pozharskii, A.F.; Simonov, A.M.; Doron'kin, V.N. *Russ. Chem. Rev.* **1978**, 47, 1042.



33

(from quinoline) has been demonstrated by NMR spectra.⁶⁷⁷ A pyridyne type of intermediate was ruled out by several observations including the facts that 3-ethylpyridine gave 2-amino-3-ethylpyridine⁶⁷⁸ and that certain heterocycles that cannot form an aryne could nevertheless be successfully aminated. Nitro compounds do not give this reaction,⁶⁷⁹ but they have been aminated ($\text{ArH} \rightarrow \text{ArNH}_2$ or ArNHR) via the vicarious substitution principle (see **13-17**), using 4-amino- or 4-alkylamino-1,2,4-triazoles as nucleophiles.⁶⁸⁰ The vicarious leaving group in this case is the triazole ring. Note, however, that 3-nitropyridine was converted to 6-amino-3-nitropyridine by reaction with KOH, hydroxylamine and ZnCl_2 .⁶⁸¹

Analogous reactions have been carried out with hydrazide ions, R_2NNH^- .⁶⁸² A mixture of NO_2 and O_3 , with excess NaHSO_3 , converted pyridine to 3-aminopyridine.⁶⁸³ For other methods of aminating aromatic rings, see **11-6**.

There are no *Organic Syntheses* references, but see OS **V**, 977, for a related reaction.

NITROGEN AS LEAVING GROUP

The diazonium group can be replaced by a number of groups.⁶⁸⁴ Some of these are nucleophilic substitutions, with $\text{S}_{\text{N}}1$ mechanisms (p. 432), but others are free-radical reactions and are treated in Chapter 14. The solvent in all these reactions is usually water. With other solvents it has been shown that the $\text{S}_{\text{N}}1$ mechanism is favored by solvents of low nucleophilicity, while those of high nucleophilicity favor free-radical mechanisms.⁶⁸⁵ The N_2^+ group⁶⁸⁶ can be replaced by Cl^- , Br^- , and CN^- , by a nucleophilic mechanism (see OS **IV**, 182), but the Sandmeyer reaction is much more useful (**14-20**). Transition metal catalyzed reactions are known involving aryl-diazonium salts, and diazonium variants of the Heck reaction (**13-10**) and Suzuki coupling (**13-12**) were discussed previously. As mentioned on p. 866 it must be

⁶⁷⁷Zoltewicz, J.A.; Helmick, L.S.; Oestreich, T.M.; King, R.W.; Kandetzki, P.E. *J. Org. Chem.* **1973**, *38*, 1947; Woźniak, M.; Baránski, A.; Nowak, K.; van der Plas, H.C. *J. Org. Chem.* **1987**, *52*, 5643.

⁶⁷⁸Ban, Y.; Wakamatsu, T. *Chem. Ind. (London)* **1964**, 710.

⁶⁷⁹See, for example, Levitt, L.S.; Levitt, B.W. *Chem. Ind. (London)* **1975**, 520.

⁶⁸⁰Katritzky, A.R.; Laurenzo, K.S. *J. Org. Chem.* **1986**, *51*, 5039; **1988**, *53*, 3978.

⁶⁸¹Bakke, J.M.; Svendsen, H.; Trevisan, R. *J. Chem. Soc. Perkin Trans. 1* **2001**, 376.

⁶⁸²Kauffmann, T.; Hansen, J.; Kosel, C.; Schoeneck, W. *Liebigs Ann. Chem.* **1962**, 656, 103.

⁶⁸³Suzuki, H.; Iwaya, M.; Mori, T. *Tetrahedron Lett.* **1997**, *38*, 5647.

⁶⁸⁴For a review of such reactions, see Wulfman, D.S., in Patai, S. *The Chemistry of Diazonium and Diazo Groups*, pt. 1, Wiley, NY, **1978**, pp. 286–297.

⁶⁸⁵Szele, I.; Zollinger, H. *Helv. Chim. Acta* **1978**, *61*, 1721.

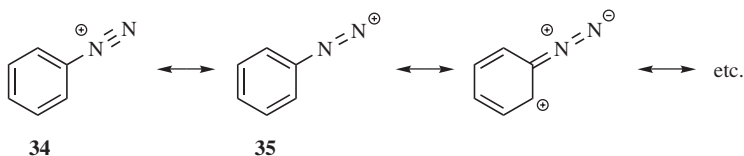
⁶⁸⁶For a discussion of the global and local electrophilicity patterns of diazonium ions, see Pérez, P. *J. Org. Chem.* **2003**, *68*, 5886.

kept in mind that the N_2^+ group can activate the removal of another group on the ring. In a few cases, nitrogen groups, such as nitro or ammonium can be replaced.

13-19 Diazotization



When primary aromatic amines are treated with nitrous acid, diazonium salts are formed.⁶⁸⁷ The reaction also occurs with aliphatic primary amines, but aliphatic diazonium ions are extremely unstable, even in solution (see p. 500). Aromatic diazonium ions are more stable, because of the resonance interaction between the nitrogens and the ring:



Incidentally, **34** contributes more to the hybrid than **35**, as shown by bond-distance measurements.⁶⁸⁸ In benzenediazonium chloride, the C–N distance is $\sim 1.42 \text{ \AA}$, and the N–N distance $\sim 1.08 \text{ \AA}$,⁶⁸⁹ which values fit more closely to a single and a triple bond than to two double bonds (see Table 1.5). Even aromatic diazonium salts are stable only at low temperatures, usually only $< 5^\circ\text{C}$, although more stable ones, such as the diazonium salt obtained from sulfanilic acid, are stable up to 10 or 15°C . Diazonium salts are usually prepared in aqueous solution and used without isolation,⁶⁹⁰ although it is possible to prepare solid diazonium salts if desired (see **13-23**). The stability of aryl diazonium salts can be increased by crown ether complexion.⁶⁹¹

For aromatic amines, the reaction is very general. Halogen, nitro, alkyl, aldehyde, sulfonic acid, and so on, groups do not interfere. Since aliphatic amines do not react with

⁶⁸⁷For reviews, see, in Patai, S. *The Chemistry of Diazonium and Diazo Groups*, Wiley, NY, **1978**, the articles by Hegarty, A.F. pt. 2, pp. 511–591, and Schank, K. pt. 2, pp. 645–657; Godovikova, T.I.; Rakitin, O.A.; Khmel'nitskii, L.I. *Russ. Chem. Rev.* **1983**, *52*, 440; Challis, B.C.; Butler, A.R., in Patai, S. *The Chemistry of the Amino Group*; Wiley, NY, **1968**, pp. 305–320. For a review with respect to heterocyclic amines, see Butler, A.R. *Chem. Rev.* **1975**, *75*, 241.

⁶⁸⁸For a review of diazonium salt structures, see Sorriso, S., in Patai, S. *The Chemistry of Diazonium and Diazo Groups*, pt. 1, Wiley, NY, **1978**, pp. 95–105.

⁶⁸⁹Rømming, C. *Acta Chem. Scand.* **1959**, *13*, 1260; **1963**, *17*, 1444; Sorriso, S., in Patai, S. *The Chemistry of Diazonium and Diazo Groups*, pt. 1, Wiley, NY, **1978**, p. 98; Ball, R.G.; Eloffson, R.M. *Can. J. Chem.* **1985**, *63*, 332.

⁶⁹⁰For a review of reactions of diazonium salts, see Wulfman, D.S., in Patai, S. *The Chemistry of Diazonium and Diazo Groups*, pt. 1, Wiley, NY, **1978**, pp. 247–339.

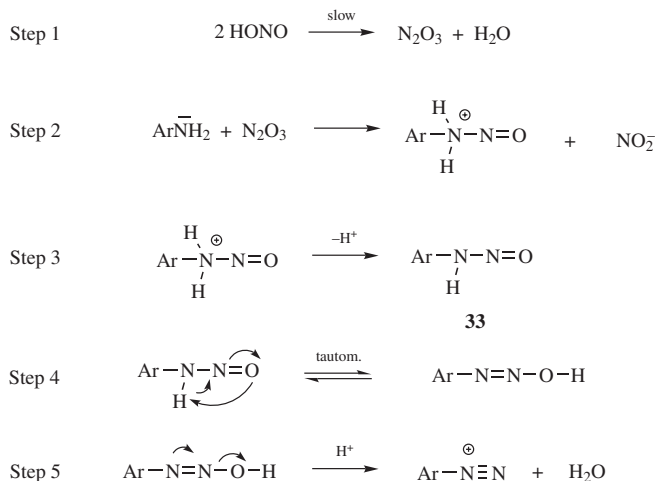
⁶⁹¹Korzeniowski, S.H.; Leopold, A.; Beadle, J.R.; Ahern, M.F.; Sheppard, W.A.; Khanna, R.K.; Gokel, G.W. *J. Org. Chem.* **1981**, *46*, 2153, and references cited therein. For reviews, see Bartsch, R.A., in Patai, S.; Rappoport, Z. *The Chemistry of Functional Groups, Supplement C* pt. 1, Wiley, NY, **1983**, pp. 889–915; Bartsch, R.A. *Prog. Macrocyclic Chem.* **1981**, *2*, 1.

nitrous acid below a pH ~ 3 , it is even possible, by working at a pH ~ 1 , to diazotize an aromatic amine without disturbing an aliphatic amino group in the same molecule.⁶⁹²



If an aliphatic amino group is attached to a COOR, CN, CHO, COR, and so on, and has not a hydrogen, treatment with nitrous acid gives not a diazonium salt, but a diazo compound.⁶⁹³ Such diazo compounds can also be prepared, often more conveniently, by treatment of the substrate with isoamyl nitrite and a small amount of acid.⁶⁹⁴ Certain heterocyclic amines also give diazo compounds rather than diazonium salts.⁶⁹⁵

Despite the fact that diazotization takes place in acid solution, the actual species attacked is not the salt of the amine, but the small amount of free amine present.⁶⁹⁶ It is because aliphatic amines are stronger bases than aromatic ones that at pH values < 3 there is not enough free amine present for the former to be diazotized, while the latter still undergo the reaction. In dilute acid the actual attacking species is N_2O_3 , which acts as a carrier of NO^+ . Evidence is that the reaction is second order in nitrous acid and, at sufficiently low acidities, the amine does not appear in the rate expression.⁶⁹⁷ Under these conditions the mechanism is



⁶⁹²Kornblum, N.; Iffland, D.C. *J. Am. Chem. Soc.* **1949**, *71*, 2137.

⁶⁹³For a monograph on diazo compounds, see Regitz, M.; Maas, G. *Diazo Compounds*, Academic Press, NY, **1986**. For reviews, see, in Patai, S. *The Chemistry of Diazonium and Diazo Groups*, pt. 1, Wiley, NY, **1978**, the articles by Regitz, M. pt. 2, pp. 659–708, 751–820, and Wulfman, D.S.; Linstrumelle, G.; Cooper, C.F. pt. 2, pp. 821–976.

⁶⁹⁴Takamura, N.; Mizoguchi, T.; Koga, K.; Yamada, S. *Tetrahedron* **1975**, *31*, 227.

⁶⁹⁵Butler, R.N., in Patai, S. *The Chemistry of the Amino Group*, Wiley, NY, **1968**, p. 305.

⁶⁹⁶Challis, B.C.; Ridd, J.H. *J. Chem. Soc.* **1962**, 5197, 5208; Challis, B.C.; Larkworthy, L.F.; Ridd, J.H. *J. Chem. Soc.* **1962**, 5203.

⁶⁹⁷Hughes, E.D.; Ingold, C.K.; Ridd, J.H. *J. Chem. Soc.* **1958**, 58, 65, 77, 88; Hughes, E.D.; Ridd, J.H. *J. Chem. Soc.* **1958**, 70, 82.

There exists other evidence for this mechanism.⁶⁹⁸ Other attacking species can be NOCl, H₂NO₂⁺, and at high acidities even NO⁺. Nucleophiles (e.g., Cl⁻, SCN⁻, thiourea) catalyze the reaction by converting the HONO to a better electrophile (e.g., HNO₂ + Cl⁻ + H⁺ → NOCl + H₂O).⁶⁹⁹

N-Aryl ureas are converted to the aryldiazonium nitrate upon treatment with NaNO₂ and H₂SO₄ in dioxane⁷⁰⁰ or with DMF–NO₂ in DMF.⁷⁰¹

There are many preparations of diazonium salts listed in *Organic Syntheses*, but they are always prepared for use in other reactions. We do not list them here, but under reactions in which they are used. The preparation of aliphatic diazo compounds can be found in OS **III**, 392; **IV**, 424. See also, OS **VI**, 840.

13-20 Hydroxylation of Aryldiazonium Salts

Hydroxy-de-diazonation



This reaction is formally analogous to **13-1**, but with a N₂⁺ leaving group rather than a halide. Water is usually present whenever diazonium salts are made, but at these temperatures (0–5°C) the reaction proceeds very slowly. When it is *desired* to have OH replace the diazonium group, the excess nitrous acid is destroyed and the solution is usually boiled. Some diazonium salts require even more vigorous treatment, for example, boiling with aqueous sulfuric acid or with trifluoroacetic acid containing potassium trifluoroacetate.⁷⁰² The reaction can be performed on solutions of any diazonium salts, but hydrogen sulfates are preferred to chlorides or nitrates, since in these cases there is competition from the nucleophiles Cl⁻ or NO₃⁻. A better method, which is faster, avoids side reactions, takes place at room temperature, and gives higher yields consists of adding Cu₂O to a dilute solution of the diazonium salt dissolved in a solution containing a large excess of Cu(NO₃)₂.⁷⁰³ Aryl radicals are intermediates when this method is used. It has been shown that aryl radicals are at least partly involved when ordinary hydroxy-de-diazonation is carried out in weakly alkaline aqueous solution.⁷⁰⁴ Decomposition of arenediazonium tetrafluoroborates in F₃CSO₂OH gives aryl triflates directly, in high yields.⁷⁰⁵

OS **I**, 404; **III**, 130, 453, 564; **V**, 1130.

⁶⁹⁸For discussions, see Williams, D.L.H. *Nitrosation*, Cambridge University Press, Cambridge, **1988**, pp. 95–109; Ridd, J.H. *Q. Rev. Chem. Soc.* **1961**, *15*, 418, p. 422.

⁶⁹⁹Williams, D.L.H. *Nitrosation*; Cambridge University Press, Cambridge, **1988**, pp. 84–93.

⁷⁰⁰Zhang, Z.; Zhang, Q.; Zhang, S.; Liu, X.; Zhao, G. *Synth. Commun.* **2001**, *31*, 329.

⁷⁰¹Zhang, O.Z.; Zhang, S.; Zhang, J. *Synth. Commun.* **2001**, *31*, 1243.

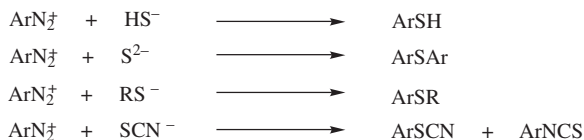
⁷⁰²Horning, D.E.; Ross, D.A.; Muchowski, J.M. *Can. J. Chem.* **1973**, *51*, 2347.

⁷⁰³Cohen, T.; Dietz, Jr., A.G.; Miser, J.R. *J. Org. Chem.* **1977**, *42*, 2053.

⁷⁰⁴Dreher, E.; Niederer, P.; Rieker, A.; Schwarz, W.; Zollinger, H. *Helv. Chim. Acta* **1981**, *64*, 488.

⁷⁰⁵Yoneda, N.; Fukuhara, T.; Mizokami, T.; Suzuki, A. *Chem. Lett.* **1991**, 459.


13-21 Replacement by Sulfur-Containing Groups

Mercapto-de-diazoniation, and so on

These reactions are convenient methods for incorporating a sulfur-containing group onto an aromatic ring. With $\text{Ar}'\text{S}^-$, diazosulfides $\text{Ar}-\text{N}=\text{N}-\text{S}-\text{Ar}'$ are intermediates,⁷⁰⁶ which can in some cases be isolated.⁷⁰⁷ Thiophenols can be made as shown above, but more often the diazonium ion is treated with $\text{EtO}-\text{CSS}^-$ or S_2^{2-} , which give the expected products, and these are easily convertible to thiophenols. Aryldiazonium salts are prepared by the reaction of an aniline derivative with an alkyl nitrite (RONO), and when formed in the presence of dimethyl disulfide (MeS-SMe), the product is the thioether, $\text{Ar}-\text{S}-\text{Me}$.⁷⁰⁸ Aryl triflates have been converted to the aryl thiol using NaST(P5) and a palladium catalyst, followed by treatment with tetrabutylammonium fluoride⁷⁰⁹ (see also, 14-22).

OS II, 580; III, 809 (but see OS V, 1050). Also see, OS II, 238.

13-22 Replacement by Iodine

Iodo-de-diazoniation

One of the best methods for the introduction of iodine into aromatic rings (see 13-7) is the reaction of diazonium salts with iodide ions. Analogous reactions with chloride, bromide, and fluoride ions give poorer results, and 14-20 and 13-23 are preferred for the preparation of aryl chlorides, bromides, and fluorides. However, when other diazonium reactions are carried out in the presence of these ions, halides are usually side products. Aniline has also been converted to fluorobenzene by treatment with *t*-BuONO and SiF_4 followed by heating.⁷¹⁰ A related reaction between $\text{PhN}=\text{N}-\text{NC}_4\text{H}_8$ and iodine gave iodobenzene.⁷¹¹

The actual attacking species is probably not only I^- if it is I^- at all. The iodide ion is oxidized (by the diazonium ion, nitrous acid, or some other oxidizing agent)

⁷⁰⁶Abeywickrema, A.N.; Beckwith, A.L.J. *J. Am. Chem. Soc.* **1986**, *108*, 8227, and references cited therein.

⁷⁰⁷See, for example, Price, C.C.; Tsunawaki, S. *J. Org. Chem.* **1963**, *28*, 1867.

⁷⁰⁸Allaire, F.S.; Lyga, J.W. *Synth. Commun.* **2001**, *31*, 1857.

⁷⁰⁹Arnould, J.C.; Didelot, M.; Cadilhac, C.; Pasquet, M.J. *Tetrahedron Lett.* **1996**, *37*, 4523.

⁷¹⁰Tamura, M.; Shibakami, M.; Sekiya, A. *Eur. J. Org. Chem.* **1998**, 725.

⁷¹¹Wu, Z.; Moore, J.S. *Tetrahedron Lett.* **1994**, *35*, 5539.

to iodine, which in a solution containing iodide ions is converted to I_3^- ; this is the actual attacking species, at least partly. This was shown by isolation of $ArN_2^+ I_3^-$ salts, which, on standing, gave ArI .⁷¹² From this, it can be inferred that the reason the other halide ions give poor results is not that they are poor nucleophiles but that they are poor reducing agents (compared with iodide). There is also evidence for a free-radical mechanism.⁷¹³

The hydroxyl group of a phenol can be replaced with iodine. The reaction of phenol with a boronic ester and a palladium catalyst, followed by reaction with NaI and chloramine-T converts phenol to iodobenzene.⁷¹⁴

OS II, 351, 355, 604; V, 1120.

13-23 The Schiemann Reaction

Fluoro-de-diazonation (overall transformation)



Heating of diazonium fluoroborates (the *Schiemann* or *Balz-Schiemann reaction*) is by far the best way of introducing fluorine into an aromatic ring.⁷¹⁵ In the most common procedure, the fluoroborate salts are prepared by diazotizing as usual with nitrous acid and HCl and then adding a cold aqueous solution of $NaBF_4$, HBF_4 , or NH_4BF_4 . A precipitate forms, which is dried, and the salt is heated in the dry state. These salts are unusually stable for diazonium salts, and the reaction is usually successful. In general, any aromatic amine that can be diazotized will form a BF_4^- salt, usually with high yields. The diazonium fluoroborates can be formed directly from primary aromatic amines with *tert*-butyl nitrite and BF_3 -etherate.⁷¹⁶ The reaction has also been carried out on $ArN_2^+ PF_6^-$, $ArN_2^+ SbF_6^-$, and $ArN_2^+ AsF_6^-$ salts, in many cases with better yields.⁷¹⁷ Aryl chlorides and bromides are more commonly prepared by the Sandmeyer reaction (14-20). In an alternative procedure, aryl fluorides have been prepared by treatment of aryltriazenes $Ar-N=N-NR_2$ with 70% HF in pyridine.⁷¹⁸

The mechanism is of the S_N1 type. That aryl cations are intermediates was shown by the following experiments:⁷¹⁹ Aryl diazonium chlorides are known to

⁷¹²Carey, J.G.; Millar, I.T. *Chem. Ind. (London)* **1960**, 97.

⁷¹³Singh, P.R.; Kumar, R. *Aust. J. Chem.* **1972**, 25, 2133; Kumar, R.; Singh, P.R. *Tetrahedron Lett.* **1972**, 613; Meyer, G.; Rössler, K.; Stöcklin, G. *J. Am. Chem. Soc.* **1979**, 101, 3121; Packer, J.E.; Taylor, R.E.R. *Aust. J. Chem.* **1985**, 38, 991; Abeywickrema, A.N.; Beckwith, A.L.J. *J. Org. Chem.* **1987**, 52, 2568.

⁷¹⁴Thompson, A.L.S.; Kabalka, G.W.; Akula, M.R.; Huffman, J.W. *Synthesis* **2005**, 547.

⁷¹⁵For a review, see Suschitzky, H. *Adv. Fluorine Chem.* **1965**, 4, 1.

⁷¹⁶Doyle, M.P.; Bryker, W.J. *J. Org. Chem.* **1979**, 44, 1572.

⁷¹⁷Rutherford, K.G.; Redmond, W.; Rigamonti, J. *J. Org. Chem.* **1961**, 26, 5149; Sellers, C.; Suschitzky, H. *J. Chem. Soc. C* **1968**, 2317.

⁷¹⁸Rosenfeld, M.N.; Widdowson, D.A. *J. Chem. Soc. Chem. Commun.* **1979**, 914. For another alternative procedure, see Yoneda, N.; Fukuhara, T.; Kikuchi, T.; Suzuki, A. *Synth. Commun.* **1989**, 19, 865.

⁷¹⁹See also, Swain, C.G.; Sheats, J.E.; Harbison, K.G. *J. Am. Chem. Soc.* **1975**, 97, 783, 796; Becker, H.G.O.; Israel, G. *J. Prakt. Chem.* **1979**, 321, 579.

arylate other aromatic rings by a free-radical mechanism (see **13-27**). In radical arylation it does not matter whether the other ring contains electron-withdrawing or electron-donating groups; in either case a mixture of isomers is obtained, since the attack is not by a charged species. If an aryl radical were an intermediate in the Schiemann reaction and the reaction were run in the presence of other rings, it should not matter what kinds of groups were on these other rings: Mixtures of biaryls should be obtained in all cases. But if an aryl cation is an intermediate in the Schiemann reaction, compounds containing meta-directing groups, that is, meta directing for *electrophilic* substitutions, should be meta-arylated and those containing ortho-para-directing groups should be ortho- and para aryated, since an aryl cation should behave in this respect like any electrophile (see Chapter 11). Experiments have shown⁷²⁰ that such orientation is observed, demonstrating that the Schiemann reaction has a positively charged intermediate. The attacking species, in at least some instances, is not F^- but BF_4^- .⁷²¹

OS II, 188, 295, 299; V, 133.

13-24 Conversion of Amines to Azo Compounds

N-Arylimino-de-dihydro-bisubstitution



Aromatic nitroso compounds combine with primary arylamines in glacial acetic acid to give symmetrical or unsymmetrical azo compounds (the *Mills reaction*).⁷²² A wide variety of substituents may be present in both aryl groups. Unsymmetrical azo compounds have also been prepared by the reaction between aromatic nitro compounds ArNO_2 and *N*-acyl aromatic amines $\text{Ar}'\text{NHAc}$.⁷²³ The use of phase-transfer catalysis increased the yields.

13-25 Methylation, Vinylation, and Arylation of Diazonium Salts

Methyl-de-diazoniatio, and so on



A methyl group can be introduced into an aromatic ring by treatment of diazonium salts with tetramethyltin and a palladium acetate catalyst.⁷²⁴ The reaction has been performed with Me, Cl, Br, and NO_2 groups on the ring. A vinylic group can

⁷²⁰Makarova, L.G.; Matveeva, M.K. *Bull. Acad. Sci. USSR Div. Chem. Sci.* **1958**, 548; Makarova, L.G.; Matveeva, M.K.; Gribchenko, E.A. *Bull. Acad. Sci. USSR Div. Chem. Sci.* **1958**, 1399.

⁷²¹Swain, C.G.; Rogers, R.J. *J. Am. Chem. Soc.* **1975**, 97, 799.

⁷²²For a review, see Boyer, J.H., in Feuer, H. *The Chemistry of the Nitro and Nitroso Groups*, pt. 1, Wiley, NY, **1969**, pp. 278–283.

⁷²³Ayyangar, N.R.; Naik, S.N.; Srinivasan, K.V. *Tetrahedron Lett.* **1989**, 30, 7253.

⁷²⁴Kikukawa, K.; Kono, K.; Wada, F.; Matsuda, T. *J. Org. Chem.* **1983**, 48, 1333.

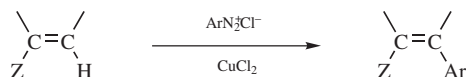
be introduced with $\text{CH}_2=\text{CHSnBu}_3$. When an aryl amine is treated with *tert*-butyl hyponitrite (*t*-BuONO) and allyl bromide, the nitrogen is displaced to give allyl-aryl compound.⁷²⁵

Aryl diazonium salts can be used coupled with alkenes in a Heck-like reaction (12-15).⁷²⁶ Other reactive aryl species also couple with aryldiazonium salts in the presence of a palladium catalyst.⁷²⁷ A Suzuki type coupling (13-9) has also been reported using arylboronic acids, aryldiazonium salts and a palladium catalyst.⁷²⁸

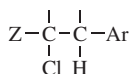
Aryltrifluoroborates (12-28) react with aryldiazonium salts in the presence of a palladium catalyst to give the corresponding biaryl.⁷²⁹ Arylborate esters also react using a palladium catalyst, and the aryl diazonium unit reacts faster than an aryl halide.⁷³⁰

13-26 Arylation of Activated Alkenes by Diazonium Salts: Meerwein Arylation

Arylation or Aryl-de-hydrogenation



Alkenes activated by an electron-withdrawing group (Z may be C=C, halogen, C=O, Ar, CN, etc.) can be arylated by treatment with a diazonium salt and a cupric chloride⁷³¹ catalyst. This is called the *Meerwein*



arylation reaction.⁷³² Addition of ArCl to the double bond (to give) is a side reaction (15-46). In an improved procedure, an arylamine is treated with an alkyl nitrite (generating ArN_2^+ *in situ*) and a copper(II) halide in the presence of the alkene.⁷³³

The mechanism is probably of the free-radical type, with AR^\bullet (36) forming as in 14-20, and then halogen transfer to give 37 or elimination to give 38.⁷³⁴

⁷²⁵Ek, F.; Wistrand, L.-G.; Frejd, T. *J. Org. Chem.* **2003**, *68*, 1911.

⁷²⁶Sengupta, S.; Bhattacharya, S. *J. Chem. Soc. Perkin Trans. 1* **1993**, 1943.

⁷²⁷Darses, S.; Genêt, J.-P.; Brayer, J.-L.; Demoute, J.-P. *Tetrahedron Lett.* **1997**, *38*, 4393.

⁷²⁸Darses, S.; Jeffery, T.; Genêt, J.-P.; Brayer, J.-L.; Demoute, J.-P. *Tetrahedron Lett.* **1996**, *37*, 3857.

⁷²⁹Darses, S.; Michaud, G.; Genêt, J.-P. *Eur. J. Org. Chem.* **1999**, 1875.

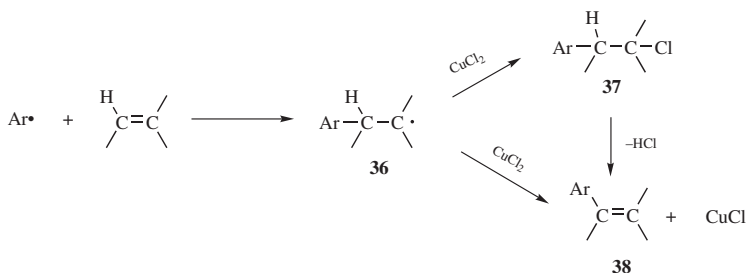
⁷³⁰Willis, D.M.; Strongin, R.M. *Tetrahedron Lett.* **2000**, *41*, 6271.

⁷³¹ FeCl_2 is also effective: Ganushchak, N.I.; Obushak, N.D.; Luka, G.Ya. *J. Org. Chem. USSR* **1981**, *17*, 765.

⁷³²For reviews, see Dombrovskii, A.V. *Russ. Chem. Rev.*, **1984**, *53*, 943; Rondestvedt, Jr., C.S. *Org. React.*, **1976**, *24*, 225.

⁷³³Doyle, M.P.; Siegfried, B.; Elliott, R.C.; Dellaria Jr., J.F. *J. Org. Chem.* **1977**, *42*, 2431.

⁷³⁴Dickerman, S.C.; Vermont, G.B. *J. Am. Chem. Soc.* **1962**, *84*, 4150; Morrison, R.T.; Cazes, J.; Samkoff, N.; Howe, C.A. *J. Am. Chem. Soc.* **1962**, *84*, 4152.




The radical **36** can react with cupric chloride by two pathways, one of which leads to addition and the other to substitution. Even when the addition pathway is taken, however, the substitution product may still be formed by subsequent elimination of HCl. Note that radical reactions are presented in Chapter 14, but the coupling of an alkene with an aromatic compound containing a leaving group prompted its placement here. Note also the similarity to the Heck reaction in **13-10**.

A variation of this reaction uses a palladium–copper catalyst on Montmorillonite clay. When aniline reacted with methyl acrylate in acetic acid and the Pd–Cu–Montmorillonite K10, PhCH=CHCO₂Me was obtained.⁷³⁵

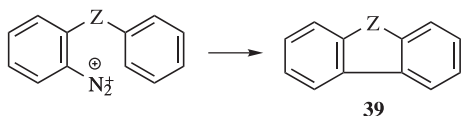
OS IV, 15.

13-27 Arylation of Aromatic Compounds by Diazonium Salts

Arylation or Aryl-de-hydrogenation



When the normally acidic solution of a diazonium salt is made alkaline, the aryl portion of the diazonium salt can couple with another aromatic ring. Known as the *Gomberg* or *Gomberg–Bachmann reaction*,⁷³⁶ it has been performed on several types of aromatic rings and on quinones. Yields are not high (usually <40%) because of the many side reactions undergone by diazonium salts, though higher yields have been obtained under phase-transfer conditions.⁷³⁷ The conditions of the Meerwein reaction (**13-26**), treatment of the solution with a copper-ion catalyst, have also been used, as has the addition of sodium nitrite in Me₂SO (to benzene diazonium fluoroborate in DMSO).⁷³⁸



⁷³⁵Waterlot, C.; Couturier, D.; Rigo, B. *Tetrahedron Lett.* **2000** *41*, 317.

⁷³⁶For reviews, see Bolton, R.; Williams, G.H. *Chem. Soc. Rev.*, **1986**, *15*, 261; Hey, D.H. *Adv. Free-Radical Chem.* **1966**, *2*, 47. For a review applied to heterocyclic substrates, see Vernin, G.; Dou, H.J.; Metzger, J. *Bull. Soc. Chim. Fr.* **1972**, 1173.

⁷³⁷Beadle, J.R.; Korzeniowski, S.H.; Rosenberg, D.E.; Garcia-Slanga, B.J.; Gokel, G.W. *J. Org. Chem.* **1984**, *49*, 1594.

⁷³⁸Kamigata, N.; Kurihara, T.; Minato, H.; Kobayashi, M. *Bull. Chem. Soc. Jpn.* **1971**, *44*, 3152.

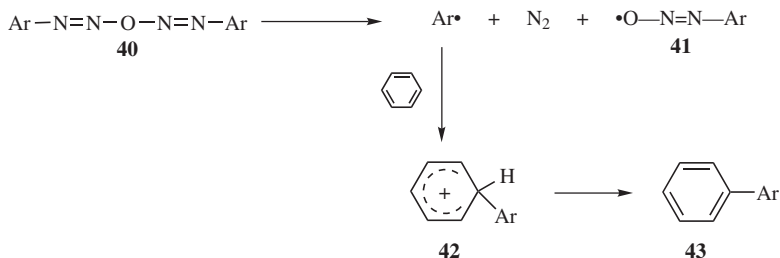
When the Gomberg–Bachmann reaction is performed intramolecularly as in the formation of **39**, either by the alkaline solution or by the copper-ion procedure, it is called the *Pschorr ring closure*⁷³⁹ and yields are usually somewhat higher. Still higher yields have been obtained by carrying out the Pschorr reaction electrochemically.⁷⁴⁰ The Pschorr reaction has been carried out for $Z = \text{CH}=\text{CH}$, CH_2CH_2 , NH , $\text{C}=\text{O}$, CH_2 , and quite a few others. A rapid and convenient way to carry out the Pschorr synthesis is to diazotize the amine substrate with isopropyl nitrite in the presence of sodium iodide, in which case the ring-closed product is formed in one step.⁷⁴¹

Other compounds with nitrogen–nitrogen bonds have been used instead of diazonium salts. Among these are *N*-nitroso amides $[\text{ArN}(\text{NO})\text{COR}]$, triazenes,⁷⁴² and azo compounds. Still another method involves treatment of an aromatic primary amine directly with an alkyl nitrite in an aromatic substrate as solvent.⁷⁴³

In each case, the mechanism involves generation of an aryl radical from a covalent azo compound. In acid solution, diazonium salts are ionic and their reactions are polar. When they cleave, the product is an aryl cation (see p. 856). However, in neutral or basic solution, diazonium ions are converted to covalent compounds, and these cleave to give free radicals (Ar^\bullet and Z^\bullet). Note that radical reactions are presented in Chapter 14, but the coupling of an aromatic ring with an aromatic compound containing a leaving group prompted its placement here. Note the similarity to the Suzuki reaction in **13-12**.



Under Gomberg–Bachmann conditions, the species that cleaves is the anhydride, **40**.⁷⁴⁴



⁷³⁹For a review, see Abramovitch, R.A. *Adv. Free-Radical Chem.* **1966**, 2, 87.

⁷⁴⁰Elofson, R.M.; Gadallah, F.F. *J. Org. Chem.* **1971**, 36, 1769.

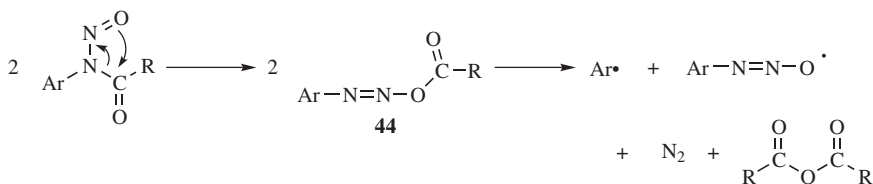
⁷⁴¹Chauncy, B.; Gellert, E. *Aust. J. Chem.* **1969**, 22, 993. See also, Duclos, Jr., R.I.; Tung, J.S.; Rappoport, H. *J. Org. Chem.* **1984**, 49, 5243.

⁷⁴²See, for example, Patrick, T.B.; Willaredt, R.P.; DeGonia, D.J. *J. Org. Chem.* **1985**, 50, 2232; Butler, R.N.; O'Shea, P.D.; Shelly, D.P. *J. Chem. Soc. Perkin Trans. 1*, **1987**, 1039.

⁷⁴³Cadogan, J.I.G. *J. Chem. Soc.* **1962**, 4257; Fillipi, G.; Vernin, G.; Dou, H.J.; Metzger, J.; Perkins, M.J. *Bull. Soc. Chim. Fr.* **1974**, 1075.

⁷⁴⁴Rüchardt, C.; Merz, E. *Tetrahedron Lett.* **1964**, 2431; Eliel, E.L.; Saha, J.G.; Meyerson, S. *J. Org. Chem.* **1965**, 30, 2451.

The aryl radical thus formed attacks the substrate to give the intermediate **42** (see p. 940), from which the radical **41** abstracts hydrogen to give the product, **43**. *N*-Nitroso amides probably rearrange to *N*-acyloxy compounds (**44**), which cleave to give aryl radicals.⁷⁴⁵ There is evidence that the reaction with alkyl nitrites also involves attack by aryl radicals.⁷⁴⁶

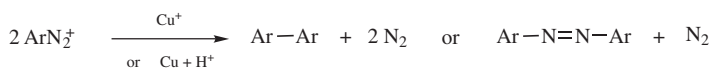


The Pschorr reaction can take place by two different mechanisms, depending on conditions: (1) attack by an aryl radical (as in the Gomberg–Bachmann reaction) or (2) attack by an aryl cation (similar to the S_N1 mechanism discussed on p. 857).⁷⁴⁷ Under certain conditions the ordinary Gomberg–Bachmann reaction can also involve attack by aryl cations.⁷⁴⁸

OS I, 113; IV, 718.

13-28 Aryl Dimerization With Diazonium Salts

De-diazonio-coupling; Arylazo-de-diazonio-substitution



When diazonium salts are treated with cuprous ion (or with copper and acid, in which case it is called the *Gatterman method*), two products are possible. If the ring contains electron-withdrawing groups, the main product is the biaryl, but the presence of electron-donating groups leads mainly to the azo compound. This reaction is different from **13-27** (and from **19-14**) in that *both* aryl groups in the product originate from ArN₂⁺, that is, hydrogen is not a leaving group in this reaction. The mechanism probably involves free radicals.⁷⁴⁹

OS I, 222; IV, 872. Also see, OS IV, 273.

⁷⁴⁵Cadogan, J.I.G.; Murray, C.D.; Sharp, J.T. *J. Chem. Soc. Perkin Trans. 2*, **1976**, 583, and references cited therein.

⁷⁴⁶Gragerov, I.P.; Levit, A.F. *J. Org. Chem. USSR* **1968**, 4, 7.

⁷⁴⁷For an alternative to the second mechanism, see Gadallah, F.F.; Cantu, A.A.; Eloffson, R.M. *J. Org. Chem.* **1973**, 38, 2386.

⁷⁴⁸For examples; see Kobori, N.; Kobayashi, M.; Minato, H. *Bull. Chem. Soc. Jpn.* **1970**, 43, 223; Cooper, R.M.; Perkins, M.J. *Tetrahedron Lett.* **1969**, 2477; Burri, P.; Zollinger, H. *Helv. Chim. Acta* **1973**, 56, 2204; Eustathopoulos, H.; Rinaudo, J.; Bonnier, J.M. *Bull. Soc. Chim. Fr.* **1974**, 2911. For a discussion, see Zollinger, H. *Acc. Chem. Res.* **1973**, 6, 335, 338.

⁷⁴⁹See Cohen, T.; Lewarchik, R.J.; Tarino, J.Z. *J. Am. Chem. Soc.* **1974**, 96, 7753.

13-29 Replacement of Nitro

Alkyl-de-nitration, Hydroxy and alkoxy-de-nitration, Halo-de-nitration



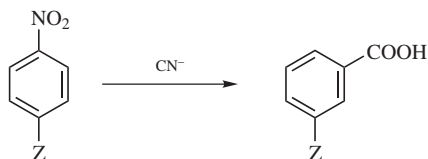
In some cases, the nitrogen group of an aromatic nitro compound can be replaced with an alkyl group. The reaction of 1,4-dinitrobenzene with potassium *tert*-butoxide in the presence of BEt_3 , for example, gave 4-ethylnitrobenzene.⁷⁵⁰

Other nucleophiles can replace a nitrogen-containing group. The reaction of hydroxide with Ar-Y , where $\text{Y} = \text{nitro},^{751} \text{azide}, \text{NR}_3^+$, and so on gives the corresponding phenol. This latter reaction works with alkoxide nucleophiles to give the corresponding aryl ether. The nitro can be replaced with chloro by use of NH_4Cl , PCl_5 , SOCl_2 , HCl , Cl_2 , or CCl_4 . Some of these reagents operate only at high temperatures and the mechanism is not always nucleophilic substitution. Activated aromatic nitro compounds can be converted to fluorides with fluoride ion.⁷⁵²

The reaction of vinyl nitro compounds ($\text{C}=\text{C}-\text{NO}_2$) and aryl iodide to give the styrene compound ($\text{C}=\text{C}-\text{Ar}$) was reported using BEt_3 and exposure to air.⁷⁵³

REARRANGEMENTS

13-30 The von Richter Rearrangement

Hydro-de-nitro-*cine*-substitution

When aromatic nitro compounds are treated with cyanide ion, the nitro group is displaced and a carboxyl group enters with *cine* substitution (p. 860), always ortho to the displaced group, never meta or para. The scope of this reaction, called the *von Richter rearrangement*, is variable.⁷⁵⁴ As with other nucleophilic aromatic substitutions, the reaction gives best results when electron-withdrawing groups are in ortho and para positions, but yields are low, usually <20% and never >50%.

⁷⁵⁰Palani, N.; Jayaprakash, K.; Hoz, S. *J. Org. Chem.* **2003**, *68*, 4388.

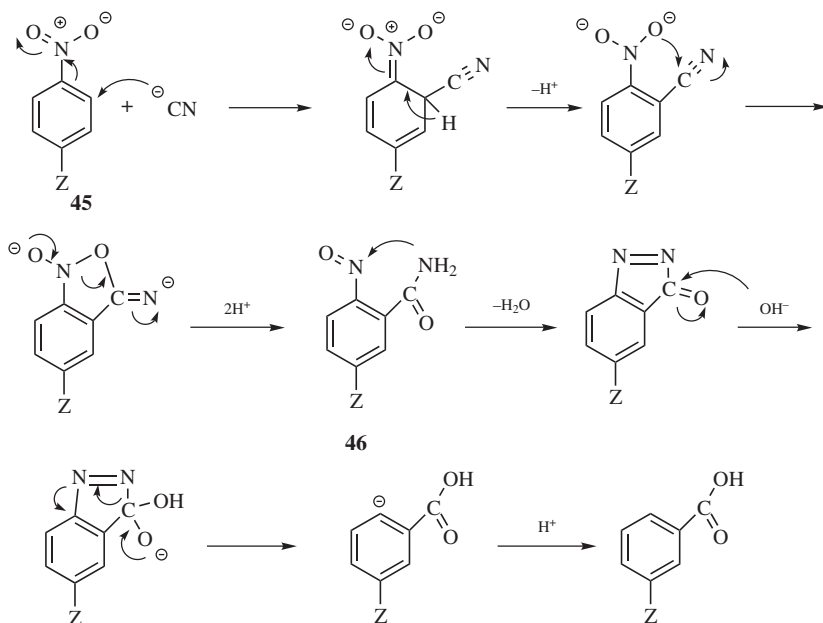
⁷⁵¹For a convenient way of achieving this conversion, see Knudsen, R.D.; Snyder, H.R. *J. Org. Chem.* **1974**, *39*, 3343.

⁷⁵²Attin, M.; Cacace, F.; Wolf, A.P. *J. Chem. Soc. Chem. Commun.* **1983**, 108; Clark, J.H.; Smith, D.K. *Tetrahedron Lett.* **1985**, *26*, 2233; Suzuki, H.; Yazawa, N.; Yoshida, Y.; Furusawa, O.; Kimura, O. *Bull. Chem. Soc. Jpn.* **1990**, *63*, 2010; Effenberger, F.; Streicher, W. *Chem. Ber.* **1991**, *124*, 157.

⁷⁵³Liu, J.-T.; Jang, Y.-J.; Shih, Y.-K.; Hu, S.-R.; Chu, C.-M.; Yao, C.-F. *J. Org. Chem.* **2001**, *66*, 6021.

⁷⁵⁴For a review, see Shine, H.J. *Aromatic Rearrangements*, Elsevier, NY, **1967**, pp. 326–335.

At one time it was believed that a nitrile, ArCN , was an intermediate, since cyanide is the reagent and nitriles are hydrolyzable to carboxylic acids under the reaction conditions (16-4). However, a remarkable series of results proved this belief to be in error. Bunnett and Rauhut demonstrated⁷⁵⁵ that α -naphthyl cyanide is *not* hydrolyzable to α -naphthoic acid under conditions at which β -nitronaphthalene undergoes the von Richter rearrangement to give α -naphthoic acid. This proved that the nitrile cannot be an intermediate. It was subsequently demonstrated that N_2 is a major product of the reaction.⁷⁵⁶ It had previously been assumed that all the nitrogen in the reaction was converted to ammonia, which would be compatible with a nitrile intermediate, since ammonia is a hydrolysis product of nitriles. At the same time it was shown that NO_2^- is not a major product. The discovery of nitrogen indicated that a nitrogen–nitrogen bond must be formed during the course of the reaction. A mechanism in accord with all the facts was proposed by Rosenblum.⁷⁵⁶



Note that **46** is a stable compound; hence it should be possible to prepare it independently and to subject it to the conditions of the von Richter rearrangement. This was done and the correct products are obtained.⁷⁵⁷ Further evidence is that when **45** ($\text{Z} = \text{Cl}$ or Br) was treated with cyanide in H_2^{18}O , half the oxygen in the product was labeled, showing that one of the oxygens of the carboxyl group came from the nitro group and one from the solvent, as required by this mechanism.⁷⁵⁸

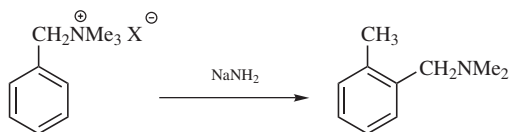
⁷⁵⁵Bunnett, J.F.; Rauhut, M.M. *J. Org. Chem.* **1956**, *21*, 934, 944.

⁷⁵⁶Rosenblum, M. *J. Am. Chem. Soc.* **1960**, *82*, 3796.

⁷⁵⁷Ibne-Rasa, K.M.; Koubek, E. *J. Org. Chem.* **1963**, *28*, 3240.

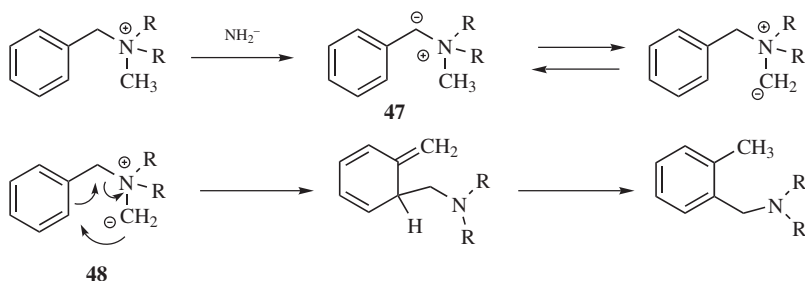
⁷⁵⁸Samuel, D. *J. Chem. Soc.* **1960**, 1318. For other evidence, see Cullen, E.; L'Ecuyer, P. *Can. J. Chem.* **1961**, *39*, 144, 155, 382; Ullman, E.F.; Bartkus, E.A. *Chem. Ind. (London)* **1962**, 93.

13-31 The Sommelet–Hauser Rearrangement



Benzylic quaternary ammonium salts, when treated with alkali-metal amides, undergo a rearrangement called the *Sommelet–Hauser rearrangement*.⁷⁵⁹ Since the product is a benzylic tertiary amine, it can be further alkylated and the product again subjected to the rearrangement. This process can be continued around the ring until an ortho position is blocked.⁷⁶⁰

The rearrangement occurs with high yields and can be performed with various groups present in the ring.⁷⁶¹ The reaction is most often carried out with three methyl groups on the nitrogen, but other groups can also be used, though if a β -hydrogen is present, Hofmann elimination (**17-7**) often competes. The *Stevens rearrangement* (**18-21**) is also a competing process.⁷⁶² When both rearrangements are possible, the Stevens is favored at high temperatures and the Sommelet–Hauser at low temperatures.⁷⁶³ The mechanism is



The benzylic hydrogen is most acidic and is the one that first loses a proton to give the ylid **47**. However, **48**, which is present in smaller amount, is the species

⁷⁵⁹For reviews, see Pine, S.H. *Org. React.*, **1970**, *18*, 403; Lopley, A.R.; Giumanini, A.G. *Mech. Mol. Migr.* **1971**, *3*, 297; Wittig, G. *Bull. Soc. Chim. Fr.* **1971**, 1921; Stevens, T.S.; Watts, W.E. *Selected Molecular Rearrangements*, Van Nostrand-Reinhold, Princeton, **1973**, pp. 81–88; Shine, H.J. *Aromatic Rearrangements*, Elsevier, NY, **1967**, pp. 316–326. Also see, Klunder, J.M. *J. Heterocyclic Chem.* **1995**, *32*, 1687.

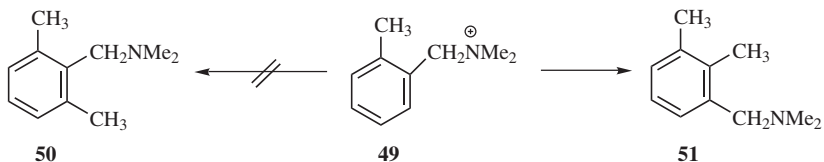
⁷⁶⁰Beard, W.Q.; Hauser, C.R. *J. Org. Chem.* **1960**, *25*, 334.

⁷⁶¹Jones, G.C.; Beard, W.Q.; Hauser, C.R. *J. Org. Chem.* **1963**, *28*, 199.

⁷⁶²For a method that uses nonbasic conditions, and gives high yields of the Sommelet–Hauser product, with little or no Stevens rearrangement, see Nakano, M.; Sato, Y. *J. Org. Chem.* **1987**, *52*, 1844; Shirai, N.; Sato, Y. *J. Org. Chem.* **1988**, *53*, 194.

⁷⁶³Wittig, G.; Streib, H. *Liebigs Ann. Chem.* **1953**, 584, 1.

that undergoes the rearrangement, shifting the equilibrium in its favor. This mechanism is an example of a [2,3] sigmatropic rearrangement (see **18-35**). Another mechanism that might be proposed is one in which a methyl group actually breaks away (in some form) from the nitrogen and then attaches itself to the ring. That this is not so was shown by a product study.⁷⁶⁴ If the second mechanism were true, **49** should give **50**, but the first mechanism predicts the formation of **51**, which is what was actually obtained.⁷⁶⁵



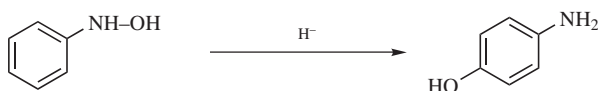
The mechanism as we have pictured it can lead only to an ortho product. However, a small amount of para product has been obtained in some cases.⁷⁶⁶ A mechanism⁷⁶⁷ in which there is a dissociation of the ArC–N bond (similar to the ion-pair mechanism of the Stevens rearrangement, p. 1622) has been invoked to explain the para products that are observed.

Sulfur ylids containing a benzylic group (analogous to **48**) undergo an analogous rearrangement.⁷⁶⁸

OS IV, 585.

13-32 Rearrangement of Aryl Hydroxylamines

1/C-Hydro-5/N-hydroxy-interchange



Aryl hydroxylamines treated with acids rearrange to aminophenols.⁷⁶⁹ Although this reaction (known as the *Bamberger rearrangement*) is similar in appearance to

⁷⁶⁴For other evidence for the mechanism given, see Hauser, C.R.; Van Eenam, D.N. *J. Am. Chem. Soc.* **1957**, *79*, 5512; Jones, F.N.; Hauser, C.R. *J. Org. Chem.* **1961**, *26*, 2979; Puterbaugh, W.H.; Hauser, C.R. *J. Am. Chem. Soc.* **1964**, *86*, 1105; Pine, S.H.; Sanchez, B.L. *Tetrahedron Lett.* **1969**, 1319; Shirai, N.; Watanabe, Y.; Sato, Y. *J. Org. Chem.* **1990**, *55*, 2767.

⁷⁶⁵Kantor, S.W.; Hauser, C.R. *J. Am. Chem. Soc.* **1951**, *73*, 4122.

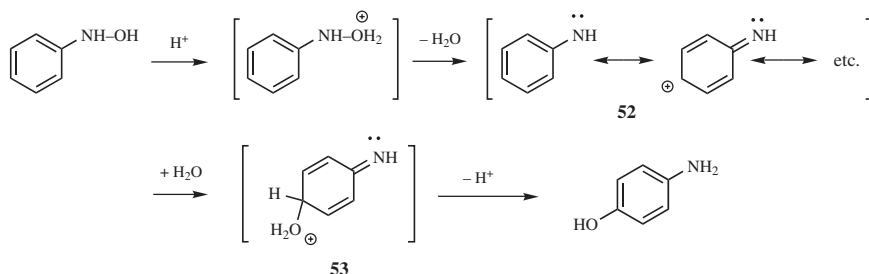
⁷⁶⁶Pine, S.H. *Tetrahedron Lett.* **1967**, 3393; Pine, S.H. *Org. React.* **1970**, *18*, 403, p. 418.

⁷⁶⁷Bumgardner, C.L. *J. Am. Chem. Soc.* **1963**, *85*, 73.

⁷⁶⁸See Block, E. *Reactions of Organosulfur Compounds*, Academic Press, NY, **1978**, pp. 118–124.

⁷⁶⁹For a review, see Shine, H.J. *Aromatic Rearrangements*, Elsevier, NY, **1967**, pp. 182–190.

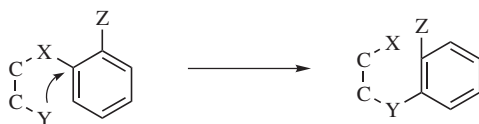
11-28–11-32, the attack on the ring is not electrophilic but nucleophilic. The rearrangement is intermolecular, with the following mechanism:



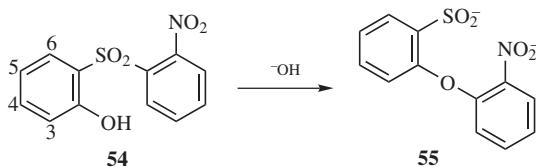
Among the evidence⁷⁷⁰ for this mechanism are the facts that other products are obtained when the reaction is run in the presence of competing nucleophiles, for example, *p*-ethoxyaniline when ethanol is present, and that when the para position is blocked, compounds similar to **53** are isolated. In the case of 2,6-dimethylphenylhydroxylamine, the intermediate nitrenium ion **52** was trapped, and its lifetime in solution was measured.⁷⁷¹ The reaction of **52** with water was found to be diffusion controlled.²⁸⁸

OS IV, 148.

13-33 The Smiles Rearrangement



The *Smiles rearrangement* actually comprises a group of rearrangements that follow the pattern given above.⁷⁷² A specific example is the reaction of **54** with hydroxide to give **55**.



Smiles rearrangements are simply intramolecular nucleophilic substitutions. In the example given, SO_2Ar is the leaving group and ArO^- the nucleophile, and the nitro group serves to activate its ortho position. Halogens also serve as activating

⁷⁷⁰For additional evidence, see Sone, T.; Hamamoto, K.; Seiji, Y.; Shinkai, S.; Manabe, O. *J. Chem. Soc. Perkin Trans. 2* **1981**, 1596; Kohnstam, G.; Petch, W.A.; Williams, D.L.H. *J. Chem. Soc. Perkin Trans. 2* **1984**, 423; Sternson, L.A.; Chandrasakar, R. *J. Org. Chem.* **1984**, *49*, 4295, and references cited therein.

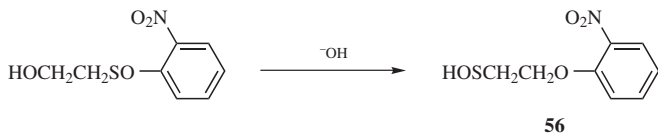
⁷⁷¹Fishbein, J.C.; McClelland, R.A. *J. Am. Chem. Soc.* **1987**, *109*, 2824.

⁷⁷²For reviews, see Truce, W.E.; Kreider, E.M.; Brand, W.W. *Org. React.*, **1971**, *18*, 99; Shine, H.J. *Aromatic Rearrangements*, Elsevier, NY, **1967**, pp. 307–316; Stevens, T.S.; Watts, W.E. *Selected Molecular Rearrangements*, Van Nostrand-Reinhold, Princeton, NJ, **1973**, pp. 120–126.

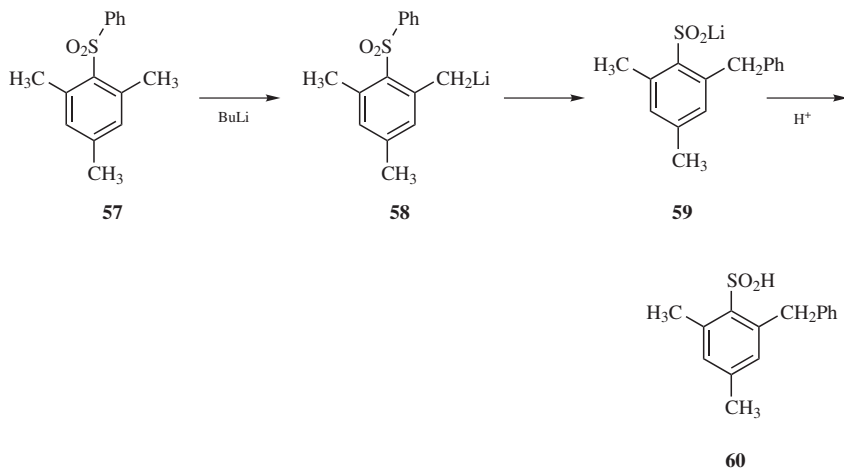
groups.⁷⁷³ The ring at which the substitution takes place is nearly always activated, usually by ortho or para nitro groups. Here X is usually S, SO, SO₂,⁷⁷⁴ O, or COO, and Y is usually the conjugate base of OH, NH₂, NHR, or SH. The reaction has even been carried out with Y = CH₂⁻ (phenyllithium was the base here).⁷⁷⁵

The reaction rate is greatly enhanced by substitution in the 6 position of the attacking ring, for steric reasons. For example, a methyl, chloro, or bromo group in the 6 position of **54** caused the rate to be $\sim 10^5$ times faster than when the same groups were in the 4 position,⁷⁷⁶ though electrical effects should be similar at these positions. The enhanced rate comes about because the most favorable conformation the molecule can adopt to suit the bulk of the 6-substituent is also the conformation required for the rearrangement. Thus, less entropy of activation is required.

Although the Smiles rearrangement is usually carried out on compounds containing two rings, this need not be the case, as in the formation of **56**.⁷⁷⁷



In this case, the sulfenic acid (**56**) is unstable⁷⁷⁸ and the actual products isolated were the corresponding sulfinic acid (RSO₂H) and disulfide (R₂S₂).



⁷⁷³Bonvicino, G.E.; Yogodzinski, L.H.; Hardy Jr., R.A. *J. Org. Chem.* **1962**, *27*, 4272; Nodiff, E.H.; Hausman, M. *J. Org. Chem.* **1964**, *29*, 2453; Grundon, M.F.; Matier, W.L. *J. Chem. Soc., B*, **1966**, 266; Schmidt, D.M.; Bonvicino, G.E. *J. Org. Chem.* **1984**, *49*, 1664.

⁷⁷⁴For a review for the case of X = SO₂, see Cerfontain, H. *Mechanistic Aspects in Aromatic Sulfonation and Desulfonation*; Wiley, NY, **1968**, pp. 262–274.

⁷⁷⁵Truce, W.E.; Robbins, C.R.; Kreider, E.M. *J. Am. Chem. Soc.* **1966**, *88*, 4027; Drozd, V.N.; Nikonova, L.A. *J. Org. Chem., USSR* **1969**, *5*, 313.

⁷⁷⁶Bunnnett, J.F.; Okamoto, T. *J. Am. Chem. Soc.* **1956**, *78*, 5363.

⁷⁷⁷Kent, B.A.; Smiles, S. *J. Chem. Soc.* **1934**, 422.

⁷⁷⁸For a stable sulfenic acid, see Nakamura, N. *J. Am. Chem. Soc.* **1983**, *105*, 7172.

In the Smiles rearrangement, the nucleophile Y is most often the conjugate base of SH, SO₂NHR, SO₂NH₂, NH₂, NHR, OH, OR. There are few examples where Y is a carbanion, and the most common example is probably the *Truce–Smiles rearrangement*, where L–YH is an *o*-tolyl group.⁷⁷⁹ The prototypical Truce–Smiles rearrangement requires use of a strong base to form the benzylic carbanion that undergoes the rearrangement. When sulfone **57** was treated with butyllithium, for example, deprotonation led to the benzylic lithium compound **58**. Truce–Smiles rearrangement led to **59**, and hydrolysis gave the sulfinic acid, **60**.⁷⁷⁹ Truce–Smiles rearrangements with stabilized benzylic carbanions are known,⁷⁸⁰ and rearrangements of carbanions in general fall under this category.⁷⁸¹ Relatively few examples have been reported, however.⁷⁸² Truce–Smiles rearrangements of sulfones that proceed through a six-membered transition state have been reported.⁷⁸³ In another example, displacement of an activated aryl fluoride with *o*-hydroxyacetophenone gave a product that was *C*-arylated adjacent to the ketone.⁷⁸⁴

⁷⁷⁹Truce, W.E.; Ray Jr., W.J.; Norman, O.L.; Eickemeyer, D.B. *J. Am. Chem. Soc.* **1958**, *80*, 3625.

⁷⁸⁰Erickson, W.R.; McKennon, M.J. *Tetrahedron Lett.* **2000**, *41*, 4541.

⁷⁸¹Fukazawa, Y.; Kato, N.; Itô, S. *Tetrahedron Lett.* **1982**, *23*, 437.

⁷⁸²Hirota, T.; Tomita, K.; Sasaki, K.; Okuda, K.; Yoshida, M.; Kashino, S. *Heterocycles* **2001**, *55*, 741; Bayne, D.W.; Nicol, A.J.; Tennant, G.J. *Chem. Soc. Chem. Commun.* **1975**, 782; Hoffman, R.V.; Jankowski, B.C.; Carr, C.S.; Duesler, E.N. *J. Org. Chem.* **1986**, *51*, 130.

⁷⁸³Truce, W.E.; Hampton, D.C. *J. Org. Chem.* **1963**, *28*, 2276.

⁷⁸⁴Mitchell, L.H.; Barvian, N.C. *Tetrahedron Lett.* **2004**, *45*, 5669.

Substitution Reactions: Free Radicals

MECHANISMS

Free-Radical Mechanisms in General¹

A free-radical process consists of at least two steps. The first step involves the *formation* of free radicals, usually by homolytic cleavage of bond, that is, a cleavage in which each fragment retains one electron:



This is called an *initiation* step. It may happen spontaneously or may be induced by heat² or light (see the discussion on p. 279), depending on the type of bond.³ Peroxides, including hydrogen peroxide, dialkyl, diacyl, and alkyl acyl peroxides, and peroxyacids are the most common source of free radicals induced spontaneously or by heat, but other organic compounds with low-energy bonds, such as azo compounds, are also used. Molecules that are cleaved by light are most often chlorine, bromine, and various ketones (see Chapter 7). Radicals can also be formed

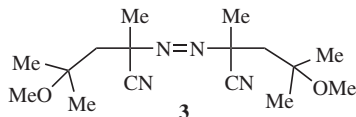
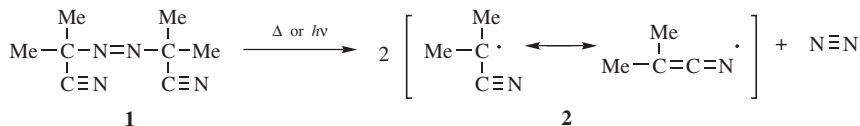
¹For books on free-radical mechanisms, see Nonhebel, D.C.; Tedder, J.M.; Walton, J.C. *Radicals*, Cambridge University Press, Cambridge, **1979**; Nonhebel, D.C.; Walton, J.C. *Free-Radical Chemistry*, Cambridge University Press, London, **1974**; Huyser, E.S. *Free-Radical Chain Reactions*, Wiley, NY, **1970**; Pryor, W.A. *Free Radicals*, McGraw-Hill, NY, **1966**; For reviews, see Huyser, E.S., in McManus, S.P. *Organic Reactive Intermediates*, Academic Press, NY, **1973**, pp. 1–59. For monographs on the use of free-radical reactions in synthesis see Giese, B. *Radicals in Organic Synthesis, Formation of Carbon-Carbon Bonds*, Pergamon, Elmsford, NY, **1986**; Davies, D.I.; Parrott, M.J. *Free Radicals in Organic Synthesis*, Springer, NY, **1978**. For reviews, see Curran, D.P. *Synthesis* **1988**, 417, 489; Ramaiah, M. *Tetrahedron* **1987**, *43*, 3541.

²For a study of the thermolysis of free-radical initiators, see Engel, P.S.; Pan, L.; Ying, Y.; Alemany, L.B. *J. Am. Chem. Soc.* **2001**, *123*, 3706.

³See Fokin, A.A.; Schreiner, P.R. *Chem. Rev.* **2002**, *102*, 1551.

in another way, by a one-electron transfer (loss or gain), for example, $A^+ + e^- \rightarrow A^\bullet$. One-electron transfers usually involve inorganic ions or electrochemical processes.

Dialkyl peroxides (ROOR) or alkyl hydroperoxides (ROOH) decompose to hydroxy radicals (HO•) or alkoxy radicals (RO•) when heated.⁴ Cumene hydroperoxide (PhCMe₂OOH), bi-*tert*-butylperoxide (Me₃COOCMe₃),⁵ and benzoyl peroxide [(PhCO)O₂] undergo homolytic cleavage at temperatures compatible with many organic reactions, allowing some control of the reaction, and they are reasonably soluble in organic solvents. In general, when a peroxide decomposes, the oxygen radical remains in a “cage” for $\sim 10^{-11}$ s before diffusing away. The radical can recombine (dimerize), or react with other molecules. Azo compounds, characterized by a $-N=N-$ bond, are free-radical precursors that liberate nitrogen gas (N₂) upon decomposition. azobis(isobutyronitrile) (AIBN, **1**) is a well-known example, which decomposes to give nitrogen and the cyano stabilized radical, **2**.⁶ Homolytic dissociation of symmetrical diazo compounds may be stepwise.⁷ A derivative has been developed that decomposes to initiate radical reactions at room temperature, 2,2'-azobis(2,4-dimethyl-4-methoxyvaleronitrile), **3**.⁸ Water soluble azo compounds are known, and can be used as radical initiators.⁹ Other sources of useful radicals are available. Alkyl hypochlorites (R-O-Cl) generate chlorine radicals (Cl•) and alkoxy radicals (RO•) when heated.¹⁰ Heating *N*-alkoxydithiocarbamates is another useful source of alkoxy radicals, RO•.¹¹



⁴For a table of approximate decomposition temperatures for several common peroxides, see Lazár, M.; Rychlý, J.; Klimo, V.; Pelikán, P.; Valko, L. *Free Radicals in Chemistry and Biology*, CRC Press, Washington, DC, **1989**, p. 12.

⁵Lazár, M.; Rychlý, J.; Klimo, V.; Pelikán, P.; Valko, L. *Free Radicals in Chemistry and Biology*, CRC Press, Washington, DC, **1989**, p. 13.

⁶Yoshino, K.; Ohkatsu, J.; Tsuruta, T. *Polym. J.* **1977**, *9*, 275; von J. Hinz, A.; Oberlinner, A.; Röchardt, C. *Tetrahedron Lett.* **1973**, 1975.

⁷Dannenberg, J.J.; Rocklin, D. *J. Org. Chem.* **1982**, *47*, 4529. See also, Newman, Jr, R.C.; Lockyer Jr, G.D. *J. Am. Chem. Soc.* **1983**, *105*, 3982.

⁸Kita, Y.; Sano, A.; Yamaguchi, T.; Oka, M.; Gotanda, K.; Matsugi, M. *Tetrahedron Lett.* **1997**, *38*, 3549.

⁹Yorimitsu, H.; Wakabayashi, K.; Shinokubo, H.; Oshima, K. *Tetrahedron Lett.* **1999**, *40*, 519.

¹⁰Davies, D.I.; Parrott, M.J. *Free Radicals in Organic Synthesis*, Springer-Verlag, Berlin, **1978**, p. 9; Chattaway, F.D.; Baekberg, O.G. *J. Chem. Soc.* **1923**, 123, 2999.


¹¹Kim, S.; Lim, C.J.; Song, S.-E.; Kang, H.-Y. *Synlett* **2001**, 688.

Note that aldehydes can also be a source of acyl radicals ($\bullet\text{C}=\text{O}$) via reaction with transition metal salts such as Mn(III) acetate or Fe(II) compounds.¹² Another useful variation employs imidoyl radicals as synthons for unstable aryl radicals.¹³

The second step involves the *destruction* of free radicals. This usually happens by a process opposite to the first, namely, a combination of two like or unlike radicals to form a new bond:¹⁴



This type of step is called *termination*, and it ends the reaction as far as these particular radicals are concerned.¹⁵ However, it is not often that termination follows *directly* upon initiation. The reason is that most radicals are very reactive and will react with the first available species with which they come in contact. In the usual situation, in which the concentration of radicals is low, this is much more likely to be a molecule than another radical. When a radical (which has an odd number of electrons) reacts with a molecule (which has an even number), the total number of electrons in the products must be odd. The product in a particular step of this kind may be one particle, as in the addition of a radical to a π -bond, which in this case is



another free radical, **4**; or abstraction of an atom such as hydrogen to give two particles, $\text{R}-\text{H}$ and the new radical $\text{R}'\cdot$.



In this latter case, one particle must be a neutral molecule and one a free radical. In both of these examples, a *new radical is generated*. This type of step is called *propagation*, since the newly formed radical can now react with another molecule and produce another radical, and so on, until two radicals do meet each other and terminate the sequence. The process just described is called a *chain reaction*,¹⁶ and there may be hundreds or thousands of propagation steps between an initiation and a termination. Two other types of propagation reactions do not involve a

¹²Davies, D.I.; Parrott, M.J. *Free Radicals in Organic Synthesis* Springer-Verlag, Berlin, **1978**, p. 69; Sosnovsky, G. *Free Radical Reactions in Preparative Organic Chemistry*, MacMillan, New York, **1964**; Vinogradov, M.G.; Nikishin, G.I. *Usp. Khim.* **1971**, *40*, 1960; Nikishin, G.I.; Vinogradov, M.G.; Il'ina, G.P. *Synthesis* **1972**, 376; Nikishin, G.I.; Vinogradov, M.G.; Verenchikov, S.P.; Kostyukov, I.N.; Kereselidze, R.V. *J. Org. Chem, USSR* **1972**, *8*, 539 (Engl. p. 544).

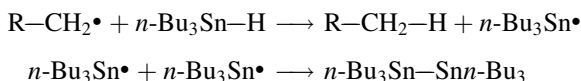
¹³Fujiwara, S.-i.; Matsuya, T.; Maeda, H.; Shin-ike, T.; Kambe, N.; Sonoda, N. *J. Org. Chem.* **2001**, *66*, 2183.

¹⁴For a review of the stereochemistry of this type of combination reaction, see Porter, N.A.; Krebs, P.J. *Top. Stereochem.* **1988**, *18*, 97.

¹⁵Another type of termination is disproportionation (see p. 280).

¹⁶For a discussion of radical chain reactions from a synthetic point of view, see Walling, C. *Tetrahedron* **1985**, *41*, 3887.

molecule at all. These are (1) cleavage of a radical into, necessarily, a radical and a molecule and (2) rearrangement of one radical to another (see Chapter 18). When radicals are highly reactive, for example, alkyl radicals, chains are long, since reactions occur with many molecules; but with radicals of low reactivity, for example, aryl radicals, the radical may be unable to react with anything until it meets another radical, so that chains are short, or the reaction may be a nonchain process. In any particular chain process, there is usually a wide variety of propagation and termination steps. Because of this, these reactions lead to many products and are often difficult to treat kinetically.¹⁷



A useful variation of propagation and termination combines the two processes. When a carbon radical (R•) is generated in the presence of tributyltin hydride (*n*-Bu₃SnH), a hydrogen atom is transferred to the radical to give R-H and a new radical, *n*-Bu₃Sn•. The tin radical reacts with a second tin radical to give *n*-Bu₃Sn-Sn-*n*-Bu₃. The net result is that the carbon radical is reduced to give the desired product and the tin dimer can be removed from the reaction. Tin hydride transfers a hydrogen atom in a chain propagation sequence that produces a new radical, but terminates the carbon radical sequence. Dimerization of the tin radical then terminates that radical process. Silanes, such as triethylsilane (Et₃SiH), has also been used as an effective radical reducing agent.¹⁸ The rate constants for the reaction of both tributyltin hydride and (Me₃Si)₃Si-H with acyl radical has been measured and the silane quenches the radical faster than the tin hydride.¹⁹ bis(Tri-*n*-butylstannyl)benzopinacolate has also been used as a thermal source of *n*-Bu₃Sn•, used to mediate radical reactions.²⁰

The following are some general characteristics of free-radical reactions:²¹

1. Reactions are fairly similar whether they are occurring in the vapor or liquid phase, though solvation of free radicals in solution does cause some differences.²²
2. They are largely unaffected by the presence of acids or bases or by changes in the polarity of solvents, except that nonpolar solvents may suppress competing ionic reactions.

¹⁷For a discussion of the kinetic aspects of radical chain reactions, see Huyser, E.S. *Free-Radical Chain Reactions*, Wiley, NY, **1970**, pp. 39–65.

¹⁸Chatgililoglu, C.; Ferreri, C.; Lucarini, M. *J. Org. Chem.* **1993**, *58*, 249.

¹⁹Chatgililoglu, C.; Lucarini, M. *Tetrahedron Lett.* **1995**, *36*, 1299.

²⁰Hart, D.J.; Krishnamurthy, R.; Pook, L.M.; Seely, F.L. *Tetrahedron Lett.* **1993**, *34*, 7819.

²¹See Beckwith, A.L.J. *Chem. Soc. Rev.* **1993**, *22*, 143 for a discussion of selectivity in radical reactions.

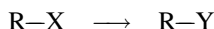
²²For a discussion, see Mayo, F.R. *J. Am. Chem. Soc.* **1967**, *89*, 2654.

3. They are initiated or accelerated by typical free-radical sources, such as the peroxides, referred to, or by light. In the latter case, the concept of quantum yield applies (p. 349). Quantum yields can be quite high, for example, 1000, if each quantum generates a long chain, or low, in the case of nonchain processes.
4. Their rates are decreased or the reactions are suppressed entirely by substances that scavenge free radicals, for example, nitric oxide, molecular oxygen, or benzoquinone. These substances are called *inhibitors*.²³

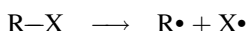
This chapter discusses free-radical substitution reactions. Free-radical additions to unsaturated compounds and rearrangements are discussed in Chapters 15 and 18, respectively. Fragmentation reactions are covered, in part, in Chapter 17. In addition, many of the oxidation–reduction reactions considered in Chapter 19 involve free-radical mechanisms. Several important types of free-radical reactions do not usually lead to reasonable yields of pure products and are not generally treated in this book. Among these are polymerizations and high-temperature pyrolyses.

Free-Radical Substitution Mechanisms²⁴


In a free-radical substitution reaction




there must first be a cleavage of the substrate RX so that R• radicals are produced. This can happen by a spontaneous cleavage




or it can be caused by light or heat, or, more often, there is no actual cleavage, but R• is produced by an *abstraction* of another atom, X but the radical W•



The radical W• is produced by adding a compound, such as a peroxide, that spontaneously forms free radicals. Such a compound is called an *initiator* (see above). Once R• is formed, it can go to product in two ways, by another atom abstraction, such as the reaction with A–B to form R–A and a new radical B•



Another reaction is coupling with another radical to form the neutral product R–Y.

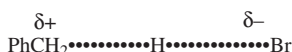


²³For a review of the action of inhibitors, see Denisov, E.T.; Khudyakov, I.V. *Chem. Rev.* **1987**, *87*, 1313.

²⁴For a review, see Poutsma, M.L., in Kochi, J.K. *Free Radicals*, Vol. 2, Wiley, NY, **1973**, pp. 113–158.

In a reaction with a moderately long chain, much more of the product will be produced by abstraction (4) than by coupling (5). Cleavage steps like (2) have been called S_{H1} (H for homolytic), and abstraction steps like (3) and (4) have been called S_{H2} ; reactions can be classified as S_{H1} or S_{H2} on the basis of whether RX is converted to R by (2) or (3).²⁵ Most chain substitution mechanisms follow the pattern (3), (4), (3), (4)••• Chains are long and reactions go well where both (3) and (4) are energetically favored (no worse than slightly endothermic (see pp. 944, 959). The IUPAC designation of a chain reaction that follows the pattern (3),(4)••• is $A_rD_r + A_rD_r$ (R stands for radical).

With certain radicals the transition state in an abstraction reaction has some polar character. For example, consider the abstraction of hydrogen from the methyl group of toluene by a bromine atom. Since bromine is more electronegative than carbon, it is reasonable to assume that in the transition state there is a separation of charge, with a partial negative charge on the halogen and a partial positive charge on the carbon:



Evidence for the polar character of the transition state is that electron-withdrawing groups in the para position of toluene (which would destabilize a positive charge) decrease the rate of hydrogen abstraction by bromine while electron-donating groups increase it.²⁶ However, substituents have a smaller effect here ($\rho \sim -1.4$) than they do in reactions where a completely ionic intermediate is involved, for example, the S_N1 mechanism (see p. 487). Other evidence for polar transition states in radical abstraction reactions is mentioned on p. 948. For abstraction by radicals such as methyl or phenyl, polar effects are very small or completely absent. For example, rates of hydrogen abstraction from ring-substituted toluenes by the methyl radical were relatively unaffected by the presence of electron-donating or electron-withdrawing substituents.²⁷ Those radicals (e.g., $\text{Br}\cdot$) that have a tendency to abstract electron-rich hydrogen atoms are called *electrophilic radicals*.

When the reaction step $R-X \rightarrow R\cdot$ takes place at a chiral carbon, racemization is almost always observed because free radicals do not retain configuration. Exceptions to this rule are found at cyclopropyl substrates, where both inversion²⁸ and retention²⁹ of configuration have been reported, and in the reactions mentioned on p. 942. Enantioselective radical processes have been reviewed.³⁰

²⁵ElieI, E.L., in Newman, M.S. *Steric Effects in Organic Chemistry*, Wiley, NY, 1956, pp. 142–143.

²⁶For example, see Pearson, R.; Martin, J.C. *J. Am. Chem. Soc.* **1963**, *85*, 354, 3142; Kim, S.S.; Choi, S.Y.; Kang, C.H. *J. Am. Chem. Soc.* **1985**, *107*, 4234.

²⁷For example, see Kalatzis, E.; Williams, G.H. *J. Chem. Soc. B* **1966**, 1112; Pryor, W.A.; Tonellato, U.; Fuller, D.L.; Jumonville, S. *J. Org. Chem.* **1969**, *34*, 2018.

²⁸Altman, L.J.; Nelson, B.W. *J. Am. Chem. Soc.* **1969**, *91*, 5163.

²⁹Jacobus, J.; Pensak, D. *Chem. Commun.* **1969**, 400.

³⁰Sibi, M.P.; Manyem, S.; Zimmerman, J. *Chem. Rev.* **2003**, *103*, 3263.

Mechanisms at an Aromatic Substrate³¹

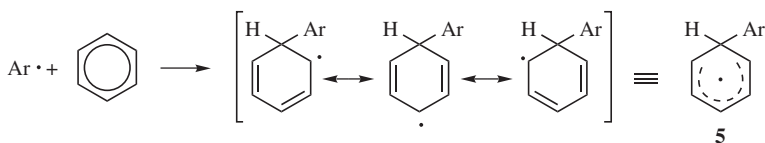
When R in reaction (1) is aromatic, the simple abstraction mechanism just discussed may be operating, especially in gas-phase reactions. However, mechanisms of this type cannot account for all reactions of aromatic substrates. In processes, such as the following (see **13-27**, **14-17**, and **14-18**):



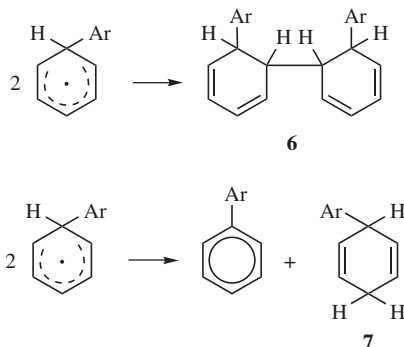
which occur in solution, the coupling of two rings cannot be explained on the basis of a simple abstraction



since, as discussed on p. 944, abstraction of an entire group, such as phenyl, by a free radical is very unlikely. The products can be explained by a mechanism similar to that of electrophilic and nucleophilic aromatic substitution. In the first step, the radical attacks the ring in much the same way as would an electrophile or a nucleophile:

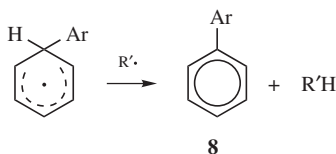


The intermediate radical **5** is relatively stable because of the resonance. The reaction can terminate in three ways: by simple coupling to give **6**, by disproportionation to give **7**,

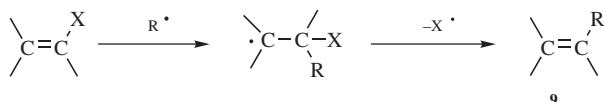


³¹For reviews, see Kobrina, L.S. *Russ. Chem. Rev.* **1977**, *46*, 348; Perkins, M.J., in Kochi, J.K. *Free Radicals*, Vol. 2, Wiley, NY, **1973**, pp. 231–271; Bolton, R.; Williams, G.H. *Adv. Free-Radical Chem.* **1975**, *5*, 1; Nonhebel, D.C.; Walton, J.C. *Free-Radical Chemistry*, Cambridge University Press, London, **1974**, pp. 417–469; Minisci, F.; Porta, O. *Adv. Heterocycl. Chem.* **1974**, *16*, 123; Bass, K.C.; Nababsing, P. *Adv. Free-Radical Chem.* **1972**, *4*, 1; Hey, D.H. *Bull. Soc. Chim. Fr.* **1968**, 1591.

or, if a species ($R'\cdot$) is present that abstracts hydrogen, by abstraction to give **8**.³²



Coupling product **6** is a partially hydrogenated quaterphenyl. Of course, the coupling need not be ortho–ortho, and other isomers can also be formed. Among the evidence for steps (9) and (10) was isolation of compounds of types **6** and **7**,³³ though normally under the reaction conditions dihydrobiphenyls like **7** are oxidized to the corresponding biphenyls. Other evidence for this mechanism is the detection of the intermediate **5** by CIDNP³⁴ and the absence of isotope effects, which would be expected if the rate-determining step were (7), which involves cleavage of the Ar–H bond. In the mechanism just given, the rate-determining step (8) does not involve loss of hydrogen. The reaction between aromatic rings and the HO• radical takes place by the same mechanism. Intramolecular hydrogen-transfer reactions of aryl radicals are known.³⁵ A similar mechanism has been shown for substitution at some vinylic³⁶ and acetylenic substrates, giving the substituted alkene **9**.³⁷ The kinetics of radical heterolysis reactions that form alkene radical cations has been studied.³⁸



This is reminiscent of the nucleophilic tetrahedral mechanism at a vinylic carbon (p. 477).

There are a number of transition-metal mediated coupling reaction of aromatic substrates that probably proceed by radical coupling. It is also likely that many of these reactions do not proceed by free radicals, but rather by metal-mediated radicals or by ligand transfer on the metal. Reactions in these categories were presented

³²Compound **5** can also be oxidized to the arene ArPh by atmospheric O₂. For a discussion of the mechanism of this oxidation, see Narita, N.; Tezuka, T. *J. Am. Chem. Soc.* **1982**, *104*, 7316.

³³De Tar, D.F.; Long, R.A.J. *J. Am. Chem. Soc.* **1958**, *80*, 4742. See also, DeTar, D.F.; Long, R.A.J.; Rendleman, J.; Bradley, J.; Duncan, P. *J. Am. Chem. Soc.* **1967**, *89*, 4051; DeTar, D.F. *J. Am. Chem. Soc.* **1967**, *89*, 4058. See also, Jandu, K.S.; Nicolopoulou, M.; Perkins, M.J. *J. Chem. Res. (S)* **1985**, 88.

³⁴Fahrenholtz, S.R.; Trozzolo, A.M. *J. Am. Chem. Soc.* **1972**, *94*, 282.

³⁵Curran, D.P.; Fairweather, N. *J. Org. Chem.* **2003**, *68*, 2972.

³⁶The reaction of vinyl chloride with Cl[−] favors the σ-route (nucleophilic attack at the σ-bond) over the π-route (nucleophilic attack at the π-bond), but vinyl chloride is not an experimentally viable substrate and cannot be considered as representative for the vinyl S_N2 reaction. The π-route is anticipated in substituted vinylic halide reactions, where electron-withdrawing groups are attached to the vinylic carbon. See Bach, R. D.; Baboul, A. G.; Schlegel, H. B. *J. Am. Chem. Soc.* **2001**, *123*, 5787.

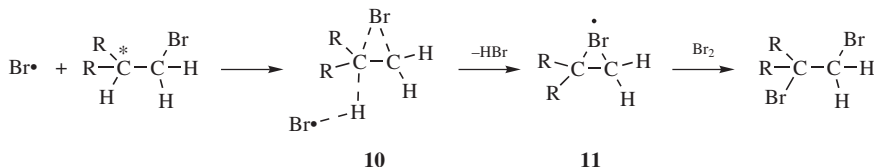
³⁷Russell, G.A.; Ngoviwatchai, P. *Tetrahedron Lett.* **1986**, *27*, 3479, and references cited therein.

³⁸Horner, J.H.; Bagnol, L.; Newcomb, M. *J. Am. Chem. Soc.* **2004**, *126*, 14979.

in Chapter 13 for convenient correlation with other displacement reactions of aryl halides, aryl diazonium salts, and so on.

Neighboring-Group Assistance in Free-Radical Reactions

In a few cases, it has been shown that cleavage steps (2) and abstraction steps (3) have been accelerated by the presence of neighboring groups. Photolytic halogenation (**14-1**) is a process that normally leads to mixtures of many products. However, bromination of carbon chains containing a bromine atom occurs with high regioselectivity. Bromination of alkyl bromides gave 84–94% substitution at the carbon adjacent to the bromine already in the molecule.³⁹ This result is especially surprising because, as we will see (p. 947), positions close to a polar group, such as bromine, should actually be *deactivated* by the electron-withdrawing field effect of the bromine. The unusual regioselectivity is explained by a mechanism in which abstraction (3) is assisted by a neighboring bromine atom, as in **10**.⁴⁰



In the normal mechanism, $\text{Br}\cdot$ abstracts a hydrogen from RH , leaving $\text{R}\cdot$. When a bromine is present in the proper position, it assists this process, giving a cyclic intermediate (a *bridged free radical*, **11**).⁴¹ In the final step (very similar to $\text{R}\cdot + \text{Br}_2 \rightarrow \text{RBr} + \text{Br}\cdot$), the ring is broken. If this mechanism is correct, the configuration at the substituted carbon (marked *) should be retained. This has been shown to be the case: optically active 1-bromo-2-methylbutane gave 1,2-dibromo-2-methylbutane with retention of configuration.⁴⁰ Furthermore, when this reaction was carried out in the presence of DBr , the “recovered” 1-bromo-2-methylbutane was found to be deuterated in the 2 position, and its configuration was retained.⁴² This is just what would be predicted if some of the **11** present abstracted D from DBr . There is evidence that Cl can form bridged radicals,⁴³

³⁹Thaler, W.A. *J. Am. Chem. Soc.* **1963**, *85*, 2607. See also, Traynham, J.G.; Hines, W.G. *J. Am. Chem. Soc.* **1968**, *90*, 5208; Ucciani, E.; Pierri, F.; Naudet, M. *Bull. Soc. Chim. Fr.* **1970**, 791; Hargis, J.H. *J. Org. Chem.* **1973**, *38*, 346.

⁴⁰Skell, P.S.; Tuleen, D.L.; Readio, P.D. *J. Am. Chem. Soc.* **1963**, *85*, 2849. For other stereochemical evidence, see Huyser, E.S.; Feng, R.H.C. *J. Org. Chem.* **1971**, *36*, 731. For another explanation, see Lloyd, R.V.; Wood, D.E. *J. Am. Chem. Soc.* **1975**, *97*, 5986. Also see Cope, A.C.; Fenton, S.W. *J. Am. Chem. Soc.* **1951**, *73*, 1668.

⁴¹For a monograph, see Kaplan, L. *Bridged Free Radicals*, Marcel Dekker, NY, **1972**. For reviews, see Skell, P.S.; Traynham, J.G. *Acc. Chem. Res.* **1984**, *17*, 160; Skell, P.S.; Shea, K.J. in Kochi, J.K. *Free Radicals*, Vol. 2, Wiley, NY, **1973**, pp. 809–852.

⁴²Shea, K.J.; Skell, P.S. *J. Am. Chem. Soc.* **1973**, *95*, 283.

⁴³Everly, C.R.; Schweinsberg, F.; Traynham, J.G. *J. Am. Chem. Soc.* **1978**, *100*, 1200; Wells, P.R.; Franke, F.P. *Tetrahedron Lett.* **1979**, 4681.

though ESR spectra show that the bridging is not necessarily symmetrical.⁴⁴ Still more evidence for bridging by Br has been found in isotope effect and other studies.⁴⁵ However, evidence from CIDNP shows that the methylene protons of the β -bromoethyl radical are not equivalent, at least while the radical is present in the radical pair $[\text{PhCOO}\cdot\cdot\text{CH}_2\text{CH}_2\text{Br}]$ within a solvent cage.⁴⁶ This evidence indicates that under these conditions $\text{BrCH}_2\text{CH}_2\cdot$ is not a symmetrically bridged radical, but it could be unsymmetrically bridged. A bridged intermediate has also been invoked, when a bromo group is in the proper position, in the Hunsdiecker reaction⁴⁷ (**14-30**), and in abstraction of iodine atoms by the phenyl radical.⁴⁸ Participation by other neighboring groups (e.g. SR, SiR₃, SnR₃) has also been reported.⁴⁹

REACTIVITY

Reactivity for Aliphatic Substrates⁵⁰

In a chain reaction, the step that determines what the product will be is most often an abstraction step. What is abstracted by a free radical is almost never a tetra-⁵¹ or tervalent atom⁵² (except in strained systems, see p. 1027)⁵³ and seldom a divalent one.⁵⁴ Nearly always it is univalent, and so, for organic compounds, it is hydrogen or halogen. For example, a reaction between a chlorine atom and ethane gives an

⁴⁴Bowles, A.J.; Hudson, A.; Jackson, R.A. *Chem. Phys. Lett.* **1970**, *5*, 552; Cooper, J.; Hudson, A.; Jackson, R.A. *Tetrahedron Lett.* **1973**, 831; Chen, K.S.; Elson, I.H.; Kochi, J.K. *J. Am. Chem. Soc.* **1973**, *95*, 5341.

⁴⁵Skell, P.S.; Pavlis, R.R.; Lewis, D.C.; Shea, K.J. *J. Am. Chem. Soc.* **1973**, *95*, 6735; Juneja, P.S.; Hodnett, E.M. *J. Am. Chem. Soc.* **1967**, *89*, 5685; Lewis, E.S.; Kozuka, S. *J. Am. Chem. Soc.* **1973**, *95*, 282; Cain, E.N.; Solly, R.K. *J. Chem. Soc., Chem. Commun.* **1974**, 148; Chenier, J.H.B.; Tremblay, J.P.; Howard, J.A. *J. Am. Chem. Soc.* **1975**, *97*, 1618; Howard, J.A.; Chenier, J.H.B.; Holden, D.A. *Can. J. Chem.* **1977**, *55*, 1463. See, however, Tanner, D.D.; Blackburn, E.V.; Kosugi, Y.; Ruo, T.C.S. *J. Am. Chem. Soc.* **1977**, *99*, 2714.

⁴⁶Hargis, J.H.; Shevlin, P.B. *J. Chem. Soc., Chem. Commun.* **1973**, 179.

⁴⁷Applequist, D.E.; Werner, N.D. *J. Org. Chem.* **1963**, *28*, 48.

⁴⁸Danen, W.C.; Winter, R.L. *J. Am. Chem. Soc.* **1971**, *93*, 716.

⁴⁹Tuleen, D.L.; Bentrude, W.G.; Martin, J.C. *J. Am. Chem. Soc.* **1963**, *85*, 1938; Fisher, T.H.; Martin, J.C. *J. Am. Chem. Soc.* **1966**, *88*, 3382; Jackson, R.A.; Ingold, K.U.; Griller, D.; Nazran, A.S. *J. Am. Chem. Soc.* **1985**, *107*, 208. For a review of neighboring-group participation in cleavage reactions, especially those involving SiR₃ as a neighboring group, see Reetz, M.T. *Angew. Chem. Int. Ed.* **1979**, *18*, 173.

⁵⁰For a review of the factors involved in reactivity and regioselectivity in free-radical substitutions and additions, see Tedder, J.M. *Angew. Chem. Int. Ed.* **1982**, *21*, 401.

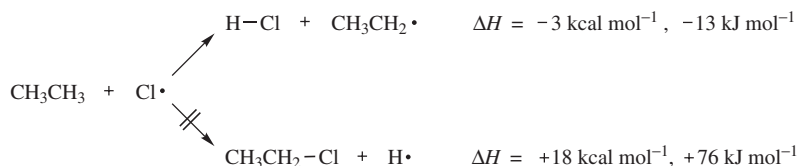
⁵¹Abstraction of a tetravalent carbon has been seen in the gas phase in abstraction by F \cdot of R from RCl: Firouzbakht, M.L.; Ferrieri, R.A.; Wolf, A.P.; Rack, E.P. *J. Am. Chem. Soc.* **1987**, *109*, 2213.

⁵²See, for example, Back, R.A. *Can. J. Chem.* **1983**, *61*, 916.

⁵³For an example of an abstraction occurring to a small extent at an unstrained carbon atom, see Jackson, R.A.; Townson, M. *J. Chem. Soc. Perkin Trans. 2* **1980**, 1452. See also, Johnson, M.D. *Acc. Chem. Res.* **1983**, *16*, 343.

⁵⁴For a monograph on abstractions of divalent and higher valent atoms, see Ingold, K.U.; Roberts, B.P. *Free-Radical Substitution Reactions*, Wiley, NY, **1971**.

ethyl radical, not a hydrogen atom:



The principal reason for this is steric. A univalent atom is much more exposed to attack by the incoming radical than an atom with a higher valence. Another reason is that in many cases abstraction of a univalent atom is energetically more favored. For example, in the reaction given above, a C₂H₅—H bond is broken ($D = 100 \text{ kcal mol}^{-1}$, 419 kJ mol^{-1} , from Table 5.3) whichever pathway is taken, but in the former case an H—Cl bond is formed ($D = 103 \text{ kcal mol}^{-1}$, 432 kJ mol^{-1}) while in the latter case it is a C₂H₅—Cl bond ($D = 82 \text{ kcal mol}^{-1}$, 343 kJ mol^{-1}). Thus the first reaction is favored because it is exothermic by 3 kcal mol^{-1} ($100-103$) [13 kJ mol^{-1} ($419-432$)], while the latter is endothermic by 18 kcal mol^{-1} ($100-82$) [76 kJ mol^{-1} ($419-343$)].⁵⁵ However, the steric reason is clearly more important, because even in cases where ΔH is not very different for the two possibilities, the univalent atom is chosen.⁵⁶ *Ab initio* studies have probed the transition structures for radical hydrogen abstractions.⁵⁷

Most studies of aliphatic reactivity have been made with hydrogen as the leaving atom and chlorine atoms as the abstracting species.⁵⁸ In these reactions, every hydrogen in the substrate is potentially replaceable and mixtures are usually obtained. However, the abstracting radical is not totally unselective, and some positions on a molecule lose hydrogen more easily than others. *Ab initio* studies have studied the factors controlling hydrogen abstraction by radicals.⁵⁹ For hydrogen abstraction by the *tert*-butoxy radical (*t*-Bu—O•) the factors that influence rate in their order of importance are structure of the radical > substituent effects⁶⁰ > solvent effects.⁶¹ We discuss the position of attack under several headings:⁶²

⁵⁵The parameter ΔH for a free-radical abstraction reaction can be regarded simply as the difference in D values for the bond being broken and the one formed.

⁵⁶Giese, B.; Hartung, J. *Chem. Ber.* **1992**, *125*, 1777.

⁵⁷Eksterowicz, J.E.; Houk, K.N. *Tetrahedron Lett.* **1993**, *34*, 427; Damm, W.; Dickhaut, J.; Wetterich, F.; Giese, B. *Tetrahedron Lett.* **1993**, *34*, 431.

⁵⁸For a review that lists many rate constants for abstraction of hydrogen at various positions of many molecules, see Hendry, D.G.; Mill, T.; Piszkiwicz, L.; Howard, J.A.; Eigenmann, H.K. *J. Phys. Chem. Ref. Data* **1974**, *3*, 937; Roberts, B.P.; Steel, A.J. *Tetrahedron Lett.* **1993**, *34*, 5167. See Tanko, J.M.; Blackert, J.F. *J. Chem. Soc. Perkin Trans. 2* **1996**, 1775 for the absolute rate constants for abstraction of chlorine by alkyl radicals.

⁵⁹Zavitsas, A.A. *J. Chem. Soc. Perkin Trans. 2* **1998**, 499; Roberts, B.P. *J. Chem. Soc. Perkin Trans. 2* **1996**, 2719.

⁶⁰See Wen, Z.; Li, Z.; Shang, Z.; Cheng, J.-P. *J. Org. Chem.* **2001**, *66*, 1466.

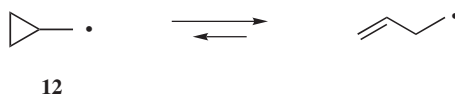
⁶¹Kim, S.S.; Kim, S.Y.; Ryou, S.S.; Lee, C.S.; Yoo, K.H. *J. Org. Chem.* **1993**, *58*, 192.

⁶²For reviews, see Tedder, J.M. *Tetrahedron* **1982**, *38*, 313; Kerr, J.A., in Bamford, C.H.; Tipper, C.F.H. *Comprehensive Chemical Kinetics*, Vol. 18, Elsevier, NY, **1976**, pp. 39–109; Russell, G.A., in Kochi, J.K. *Free Radicals*, Vol. 2, Wiley, NY, **1973**, pp. 275–331; Rüdhardt, C. *Angew. Chem. Int. Ed.* **1970**, *9*, 830; Poutsma, M.L. *Methods Free-Radical Chem.* **1969**, *1*, 79; Davidson, R.S. *Q. Rev. Chem. Soc.* **1967**, *21*, 249; Pryor, W.A.; Fuller, D.L.; Stanley, J.P. *J. Am. Chem. Soc.* **1972**, *94*, 1632.

TABLE 14.1. Relative Susceptibility to Attack by Cl• of Primary, Secondary, and Tertiary Positions at 100 and 600°C in the Gas Phase⁶³

Temperature, °C	Primary	Secondary	Tertiary
100	1	4.3	7.0
600	1	2.1	2.6

1. *Alkanes*. The tertiary hydrogens of an alkane are the ones preferentially abstracted by almost any radical, with secondary hydrogens being next preferred. This is in the same order as *D* values for these types of C–H bonds (Table 5.3). The extent of the preference depends on the selectivity of the abstracting radical and on the temperature. Table 14.1 shows⁶³ that at high temperatures selectivity decreases, as might be expected.⁶⁴ An example of the effect of radical selectivity may be noted in a comparison of fluorine atoms with bromine atoms. For the former, the ratio of primary to tertiary abstraction (of hydrogen) is 1:1.4, while for the less reactive bromine atom this ratio is 1:1600. With certain large radicals there is a steric factor that may change the selectivity pattern. For example, in the photochemical chlorination of isopentane in H₂SO₄ with *N*-chloro-di-*tert*-butylamine and *N*-chloro-*tert*-butyl-*tert*-pentylamine, the primary hydrogens are abstracted 1.7 times *faster* than the tertiary hydrogen.⁶⁵ In this case, the attacking radicals (the radical ions R₂NH•⁺, see p. 958) are bulky enough for steric hindrance to become a major factor.



Cyclopropylcarbinyl radicals (**12**) are alkyl radicals, but they undergo rapid ring opening to give butenyl radicals.⁶⁶ The rate constant for this process has been measured by picosecond radical kinetic techniques to be in the range of $10^7 M^{-1} s^{-1}$ for the parent⁶⁷ to $10^{10} M^{-1} s^{-1}$ for substituted derivatives.⁶⁸ Cyclobutylcarbinyl radicals undergo the cyclobutylcarbinyl to

⁶³Hass, H.B.; McBee, E.T.; Weber, P. *Ind. Eng. Chem.* **1936**, 28, 333.

⁶⁴For a similar result with phenyl radicals, see Kopinke, F.; Zimmermann, G.; Anders, K. *J. Org. Chem.* **1989**, 54, 3571.

⁶⁵Deno, N.C.; Fishbein, R.; Wyckoff, J.C. *J. Am. Chem. Soc.* **1971**, 93, 2065. Similar steric effects, though not a reversal of primary-tertiary reactivity, were found by Dneprovskii, A.N.; Mil'tsov, S.A. *J. Org. Chem. USSR* **1988**, 24, 1836.

⁶⁶Nonhebel, D.C. *Chem. Soc. Rev.* **1993**, 22, 347.

⁶⁷Engel, P.S.; He, S.-L.; Banks, J.T.; Ingold, K.U.; Luszyk, J. *J. Org. Chem.* **1997**, 62, 1210.

⁶⁸Choi, S.-Y.; Newcomb, M. *Tetrahedron* **1995**, 51, 657; Choi, S.-Y.; Toy, P.H.; Newcomb, M. *J. Org. Chem.* **1998**, 63, 8609. See Martinez, F.N.; Schlegel, H.B.; Newcomb, M. *J. Org. Chem.* **1996**, 61, 8547; **1998**, 63, 3618 for *ab initio* studies to determine rate constants.

4-pentenyl radical process,⁶⁹ but examples are generally limited to the parent system and phenyl-substituted derivatives.⁷⁰ Cyclization of the 4-pentenyl radical is usually limited to systems where a stabilized radical can be formed.⁷¹ The effect of substituents has been studied.⁷² This process has been observed in bicyclo[4.1.0]heptan-4-ones.⁷³

The rate of the ring-opening reaction of **5**,⁷⁴ and other substrates have been determined using an indirect method for the calibration⁷⁵ of fast radical reactions, applicable for radicals with lifetimes as short as 1 ps.⁷⁶ This 'radical clock'⁷⁷ method is based on the use of Barton's use of pyridine-2-thione-*N*-oxycarbonyl esters as radical precursors and radical trapping by the highly reactive thiophenol and benzeneselenol.⁷⁸ A number of radical clock substrates are known.⁷⁹ Other radical clock processes include: racemization of radicals with chiral conformations,⁸⁰ one-carbon ring expansion in cyclopentanones,⁸¹ norcarane and spiro[2,5]octane,⁸² α - and β -thujone radical rearrangements,⁸³ and cyclopropylcarbinyl radicals or alkoxy carbonyl radicals containing stabilizing substituents.⁸⁴

⁶⁹For a triplet radical in electron transfer cycloreversion of a cyclobutane, see Miranda, M.A.; Izquierdo, M.A.; Galindo, F. *J. Org. Chem.* **2002**, *67*, 4138.

⁷⁰Beckwith, A.L.J.; Moad, G. *J. Chem. Soc. Perkin Trans. 2* **1980**, 1083; Ingold, K.U.; Maillard, B.; Walton, J.C. *J. Chem. Soc. Perkin Trans. 2* **1981**, 970; Walton, J.C. *J. Chem. Soc. Perkin Trans. 2* **1989**, 173; Choi, S.-Y.; Horner, J.H.; Newcomb, M. *J. Org. Chem.* **2000**, *65*, 4447; Newcomb, M.; Horner, J.H.; Emanuel, C.J. *J. Am. Chem. Soc.* **1997**, *119*, 7147.

⁷¹Clark, A.J.; Peacock, J.L. *Tetrahedron Lett.* **1998**, *39*, 1265; Cerreti, A.; D'Annibale, A.; Trogolo, C.; Umani, F. *Tetrahedron Lett.* **2000**, *41*, 3261; Ishibashi, H.; Higuchi, M.; Ohba, M.; Ikeda, M. *Tetrahedron Lett.* **1998**, *39*, 75; Ishibashi, H.; Nakamura, N.; Sato, S.; Takeuchi, M.; Ikeda, M. *Tetrahedron Lett.* **1991**, *32*, 1725; Ogura, K.; Sumitani, N.; Kayano, A.; Iguchi, H.; Fujita, M. *Chem. Lett.* **1992**, 1487.

⁷²Baker, J.M.; Dolbier Jr, W.R. *J. Org. Chem.* **2001**, *66*, 2662.

⁷³Kirschberg, T.; Mattay, J. *Tetrahedron Lett.* **1994**, *35*, 7217.

⁷⁴Mathew, L.; Warkentin, J. *J. Am. Chem. Soc.* **1986**, *108*, 7981; For an article clocking tertiary cyclopropylcarbinyl radical rearrangements, see Engel, P.S.; He, S.-L.; Banks, J.T.; Ingold, K.U.; Luszytk, J. *J. Org. Chem.* **1997**, *62*, 1212, 5656.

⁷⁵See Hollis, R.; Hughes, L.; Bowry, V.W.; Ingold, K.U. *J. Org. Chem.* **1992**, *57*, 4284.

⁷⁶Newcomb, M.; Toy, P.H. *Acc. Chem. Res.* **2000**, *33*, 449. See Horn, A.H.C.; Clark, T. *J. Am. Chem. Soc.* **2003**, *125*, 2809.

⁷⁷For a review, see Griller, D.; Ingold, K.U. *Acc. Chem. Res.* **1980**, *13*, 317.

⁷⁸Newcomb, M.; Park, S.-U. *J. Am. Chem. Soc.* **1986**, *108*, 4132; Newcomb, M.; Glenn, A.G. *J. Am. Chem. Soc.* **1989**, *111*, 275; Newcomb, M.; Johnson, C.C.; Manek, M.B.; Varick, T.R. *J. Am. Chem. Soc.* **1992**, *114*, 10915; Newcomb, M.; Varick, T.R.; Ha, C.; Manek, M.B.; Yue, X. *J. Am. Chem. Soc.* **1992**, *114*, 8158.

⁷⁹See Kumar, D.; de Visser, S.P.; Sharma, P.K.; Cohen, S.; Shaik, S. *J. Am. Chem. Soc.* **2004**, *126*, 1907.

⁸⁰Buckmelter, A.J.; Kim, A.I.; Rychnovsky, S.D. *J. Am. Chem. Soc.* **2000**, *122*, 9386; Rychnovsky, S.D.; Hata, T.; Kim, A.I.; Buckmelter, A.J. *Org. Lett.* **2001**, *3*, 807.

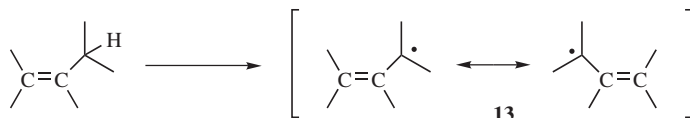
⁸¹Chatgililoglu, C.; Timokhin, V. I.; Ballestri, M. *J. Org. Chem.* **1998**, *63*, 1327.

⁸²For an application and leading references, see Auclair, K.; Hu, Z.; Little, D. M.; Ortiz de Montellano, P. R.; Groves, J. T. *J. Am. Chem. Soc.* **2002**, *124*, 6020.

⁸³He, X.; Ortiz de Montellano, P. R. *J. Org. Chem.* **2004**, *69*, 5684.

⁸⁴Beckwith, A.L.J.; Bowry, V.W. *J. Am. Chem. Soc.* **1994**, *116*, 2710. See Cooksy, A.L.; King, H.F.; Richardson, W.H. *J. Org. Chem.* **2003**, *68*, 9441.

2. *Alkenes*. When the substrate molecule contains a double bond, treatment with chlorine or bromine usually leads to addition rather than substitution. However, for other radicals (and even for chlorine or bromine atoms when they do abstract a hydrogen) the position of attack is perfectly clear. Vinylic hydrogens are practically never abstracted, and allylic hydrogens are greatly preferred to other positions of the molecule. Allylic hydrogen abstraction from a cyclic alkenes is usually faster than abstraction from an acyclic alkene.⁸⁵ This is generally attributed⁸⁶ to resonance stabilization of the allylic radical, **13**. As might be expected, allylic rearrangements (see p. 469) are common in these cases.⁸⁷



3. *Alkyl Side Chains of Aromatic Rings*. The preferential position of attack on a side chain is usually the one to the ring. Both for active radicals, such as chlorine and phenyl, and for more selective ones, such as bromine, such attack is faster than that at a primary carbon, but for the active radicals benzylic attack is slower than for tertiary positions, while for the selective ones it is faster. Two or three aryl groups on a carbon activate its hydrogens even more, as would be expected from the resonance involved. These statements can be illustrated by the following abstraction ratios:⁸⁸

	Me-H	MeCH ₂ -H	Me ₂ CH-H	Me ₃ C-H	PhCH ₂ -H	Ph ₂ CH-H	Ph ₃ C-H
Br	0.0007	1	220	19,400	64,000	1.1 × 10 ⁶	6.4 × 10 ⁶
Cl	0.004	1	4.3	6.0	1.3	2.6	9.5

However, many anomalous results have been reported for these substrates. The benzylic position is not always the most favored. One thing certain is that *aromatic* hydrogens are seldom abstracted if there are aliphatic ones to compete (note from Table 5.3, that *D* for Ph-H is higher than that for any alkyl H bond). Several $\sigma\cdot$ scales (similar to the σ , σ^+ , and σ^- scales discussed in Chapter 9) have been developed for benzylic radicals.⁸⁹

⁸⁵Rothenberg, G.; Sasson, Y. *Tetrahedron* **1998**, *54*, 5417.

⁸⁶See however Kwart, H.; Brechbiel, M.; Miles, W.; Kwart, L.D. *J. Org. Chem.* **1982**, *47*, 4524.

⁸⁷For reviews, see Wilt, J.W., in Kochi, J.K. *Free Radicals*, Vol. 1, Wiley, NY, **1973**, pp. 458-466.

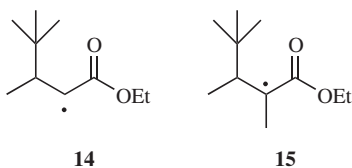
⁸⁸Russell, G.A., in Kochi, J.K. *Free Radicals*, Vol. 2, Wiley, NY, **1973**, p. 289.

⁸⁹See, for example, Dinçtürk, S.; Jackson, R.A. *J. Chem. Soc. Perkin Trans. 2* **1981**, 1127; Dust, J.M.; Arnold, D.R. *J. Am. Chem. Soc.* **1983**, *105*, 1221, 6531; Creary, X.; Mehrsheikh-Mohammadi, M.E.; McDonald, S. *J. Org. Chem.* **1987**, *52*, 3254; **1989**, *54*, 2904; Fisher, T.H.; Dershem, S.M.; Prewitt, M.L. *J. Org. Chem.* **1990**, *55*, 1040.

4. *Compounds Containing Electron-Withdrawing Substituents.* In halogenations, electron-withdrawing groups greatly deactivate adjacent positions. Compounds of the type $Z-CH_2-CH_3$ are attacked predominantly or exclusively at the β position when Z is $COOH$, $COCl$, $COOR$, SO_2Cl , or CX_3 . Such compounds as acetic acid and acetyl chloride are not attacked at all. This is in sharp contrast to electrophilic halogenations (12-4–12-6), where *only* the α position is substituted. This deactivation of a positions is also at variance with the expected stability of the resulting radicals, since they would be expected to be stabilized by resonance similar to that for allylic and benzylic radicals. This behavior is a result of the polar transition states discussed on p. 939. Halogen atoms are electrophilic radicals and look for positions of high electron density. Hydrogens on carbon atoms next to electron-withdrawing groups have low electron densities (because of the field effect of Z) and are therefore shunned. Radicals that are not electrophilic do not display this behavior. For example, the methyl radical is essentially nonpolar and does not avoid positions next to electron-withdrawing groups; relative rates of abstraction at the α and β carbons of propionic acid are:⁹⁰

	CH ₃ -CH ₂ -COOH	
Me•	1	7.8
Cl•	1	0.02

It is possible to generate radicals adjacent to electron-withdrawing groups. Radical **14** can be generated and it undergoes coupling reactions with little selectivity. When **15** is generated, however, it rapidly disproportionates rather than couples, giving the corresponding alkene and alkane.⁹¹ Such radicals have also been shown to have a conformational preference for orientation of the orbital containing the single electron. In such cases, hydrogen abstraction proceeds with good stereoselectivity.⁹²



Some radicals, for example, *tert*-butyl,⁹³ benzyl,⁹⁴ and cyclopropyl,⁹⁵ are *nucleophilic* (they tend to abstract electron-poor hydrogen atoms). The

⁹⁰Russell, G.A., in Kochi, J.K. *Free Radicals*, Vol. 2, Wiley, NY, **1973**, p. 311.

⁹¹Porter, N.A.; Rosenstein, I.J. *Tetrahedron Lett.* **1993**, *34*, 7865.

⁹²Giese, B.; Damm, W.; Wetterich, F.; Zeitz, H.-G. *Tetrahedron Lett.* **1992**, *33*, 1863.

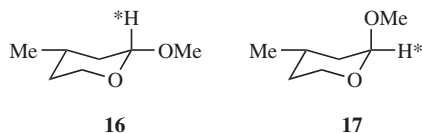
⁹³Pryor, W.A.; Tang, F.Y.; Tang, R.H.; Church, D.F. *J. Am. Chem. Soc.* **1982**, *104*, 2885; Dütsch, H.R.; Fischer, H. *Int. J. Chem. Kinet.* **1982**, *14*, 195.

⁹⁴Clerici, A.; Minisci, F.; Porta, O. *Tetrahedron* **1973**, *29*, 2775.

⁹⁵Stefani, A.; Chuang, L.; Todd, H.E. *J. Am. Chem. Soc.* **1970**, *92*, 4168.

phenyl radical appears to have a very small degree of nucleophilic character.⁹⁶ For longer chains, the field effect continues, and the β position is also deactivated to attack by halogen, though much less so than the α position. We have already mentioned (p. 939) that abstraction of an α hydrogen atom from ring-substituted toluenes can be correlated by the Hammett equation.

5. *Stereoelectronic Effects.* On p. 1258, we will see an example of a stereoelectronic effect. It has been shown that such effects are important where a hydrogen is abstracted from a carbon adjacent to a C—O or C—N bond. In such cases, hydrogen is abstracted from C—H bonds that have a relatively small dihedral angle ($\sim 30^\circ$) with the unshared orbitals of the O or N much more easily than from those with a large angle ($\sim 90^\circ$). For example, the starred hydrogen of **16** was abstracted ~ 8 times faster than the starred hydrogen of **17**.⁹⁷



The presence of an OR or SiR₃ substituent β - to the carbon bearing the radical accelerates the rate of halogen abstraction.⁹⁸

Abstraction of a halogen has been studied much less,⁹⁹ but the order of reactivity is RI > RBr > RCl \gg RF.

There are now many cases where free-radical reactions are promoted by transition metals.¹⁰⁰

Reactivity at a Bridgehead¹⁰¹

Many free-radical reactions have been observed at bridgehead carbons, as in formation of bromide **18** (see **14-30**),¹⁰² demonstrating that the free radical need not be planar. However, treatment of norbornane with sulfonyl chloride and benzoyl

⁹⁶Suehiro, T.; Suzuki, A.; Tsuchida, Y.; Yamazaki, J. *Bull. Chem. Soc. Jpn.* **1977**, *50*, 3324.

⁹⁷Hayday, K.; McKelvey, R.D. *J. Org. Chem.* **1976**, *41*, 2222. For additional examples, see Malatesta, V.; Ingold, K.U. *J. Am. Chem. Soc.* **1981**, *103*, 609; Beckwith, A.L.J.; Easton, C.J. *J. Am. Chem. Soc.* **1981**, *103*, 615; Beckwith, A.L.J.; Westwood, S.W. *Aust. J. Chem.* **1983**, *36*, 2123; Griller, D.; Howard, J.A.; Marriott, P.R.; Scaiano, J.C. *J. Am. Chem. Soc.* **1981**, *103*, 619. For a stereoselective abstraction step, see Dneprovskii, A.S.; Pertsikov, B.Z.; Temnikova, T.I. *J. Org. Chem. USSR* **1982**, *18*, 1951. See also, Bunce, N.J.; Cheung, H.K.Y.; Langshaw, J. *J. Org. Chem.* **1986**, *51*, 5421.

⁹⁸Roberts, B.P.; Steel, A.J. *J. Chem. Soc. Perkin Trans. 2* **1994**, 2411.

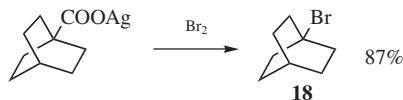
⁹⁹For a review, see Danen, W.C. *Methods Free-Radical Chem.* **1974**, *5*, 1.

¹⁰⁰Iqbal, J.; Bhatia, B.; Nayyar, N.K. *Chem. Rev.* **1994**, *94*, 519. See Hasegawa, E.; Curran, D.P. *Tetrahedron Lett.* **1993**, *34*, 1717 for the rate of reaction for a primary alkyl radical in the presence of SmI₂.

¹⁰¹For reviews, see Bingham, R.C.; Schleyer, P.v.R. *Fortschr. Chem. Forsch.* **1971**, *18*, 1, see pp. 79–81; Fort, Jr, R.C.; Schleyer, P.v.R. *Adv. Alicyclic Chem.* **1966**, *1*, 283, see p. 337.

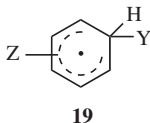
¹⁰²Grob, C.A.; Ohta, M.; Renk, E.; Weiss, A. *Helv. Chim. Acta* **1958**, *41*, 1191.

peroxide gave mostly 2-chloronorbornane, though the bridgehead position is tertiary.¹⁰³ So, while bridgehead free-radical substitution is possible, it is not preferred, presumably because of the strain involved.¹⁰⁴



Reactivity in Aromatic Substrates

Free-radical substitution at an aromatic carbon seldom takes place by a mechanism in which a hydrogen is abstracted to give an aryl radical. Reactivity considerations here are similar to those in Chapters 11 and 13; that is, we need to know which position on the ring will be attacked to give the intermediate, **19**.



The obvious way to obtain this information is to carry out reactions with various Z groups and to analyze the products for percent ortho, meta, and para isomers, as has so often been done for electrophilic substitution. However, this procedure is much less accurate in the case of free-radical substitutions because of the many side reactions. It may be, for example, that in a given case the ortho position is more reactive than the para, but the intermediate from the para attack may go on to product while that from ortho attack gives a side reaction. In such a case, analysis of the three products does not give a true picture of which position is most susceptible to attack. The following generalizations can nevertheless be drawn, though there has been much controversy over just how meaningful such conclusions are¹⁰⁵

1. All substituents increase reactivity at ortho and para positions over that of benzene. There is no great difference between electron-donating and electron-withdrawing groups.
2. Reactivity at meta positions is usually similar to that of benzene, perhaps slightly higher or lower. This fact, coupled with the preceding one, means that all substituents are activating and ortho–para directing; none are deactivating or (chiefly) meta directing.

¹⁰³Roberts, J.D.; Urbanek, L.; Armstrong, R. *J. Am. Chem. Soc.* **1949**, *71*, 3049. See also, Kooyman, E.C.; Vegter, G.C. *Tetrahedron* **1958**, *4*, 382; Walling, C.; Mayahi, M.F. *J. Am. Chem. Soc.* **1959**, *81*, 1485.

¹⁰⁴See, for example, Koch, V.R.; Gleicher, G.J. *J. Am. Chem. Soc.* **1971**, *93*, 1657.

¹⁰⁵De Tar, D.F. *J. Am. Chem. Soc.* **1961**, *83*, 1014 (book review); Dickerman, S.C.; Vermont, G.B. *J. Am. Chem. Soc.* **1962**, *84*, 4150; Morrison, R.T.; Cazes, J.; Samkoff, N.; Howe, C.A. *J. Am. Chem. Soc.* **1962**, *84*, 4152; Ohta, H.; Tokumaru, K. *Bull. Chem. Soc. Jpn.* **1971**, *44*, 3218; Vidal, S.; Court, J.; Bonnier, J. *J. Chem. Soc. Perkin Trans. 2* **1973**, 2071; Tezuka, T.; Ichikawa, K.; Marusawa, H.; Narita, N. *Chem. Lett.* **1983**, 1013.

TABLE 14.2. Partial Rate Factors for Attack of Substituted Benzenes by Phenyl Radicals Generated from Bz_2O_2 ¹⁰⁸

Z	Partial Rate Factor		
	<i>o</i>	<i>m</i>	<i>p</i>
H	1	1	1
NO ₂	5.50	0.86	4.90
CH ₃	4.70	1.24	3.55
CMe ₃	0.70	1.64	1.81
Cl	3.90	1.65	2.12
Br	3.05	1.70	1.92
MeO	5.6	1.23	2.31

3. Reactivity at ortho positions is usually somewhat greater than at para positions, except where a large group decreases ortho reactivity for steric reasons.
4. In direct competition, electron-withdrawing groups exert a somewhat greater influence than electron-donating groups. Arylation of para-disubstituted compounds $\text{XC}_6\text{H}_4\text{Y}$ showed that substitution ortho to the group X became increasingly preferred as the electron-withdrawing character of X increases (with Y held constant).¹⁰⁶ The increase could be correlated with the Hammett σ_p values for X.
5. Substituents have a much smaller effect than in electrophilic or nucleophilic substitution; hence the partial rate factors (see p. 677) are not great.¹⁰⁷ Partial rate factors for a few groups are given in Table 14.2.¹⁰⁸
6. Although hydrogen is the leaving group in most free-radical aromatic substitutions, ipso attack (p. 671) and ipso substitution (e.g., with Br, NO₂, or CH₃CO as the leaving group) have been found in certain cases.¹⁰⁹

Reactivity in the Attacking Radical¹¹⁰

We have already seen that some radicals are much more selective than others (p. 944). The bromine atom is so selective that when only primary hydrogens are available, as in neopentane or *tert*-butylbenzene, the reaction is slow or nonexistent; and isobutane can be selectively brominated to give *tert*-butyl bromide in high yields.

¹⁰⁶Davies, D.I.; Hey, D.H.; Summers, B. *J. Chem. Soc. C* **1970**, 2653.

¹⁰⁷For a quantitative treatment, see Charton, M.; Charton, B. *Bull. Soc. Chim. Fr.* **1988**, 199.

¹⁰⁸Davies, D.I.; Hey, D.H.; Summers, B. *J. Chem. Soc. C* **1971**, 2681.

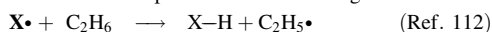
¹⁰⁹For reviews, see Traynham, J.G. *J. Chem. Educ.* **1983**, 60, 937; *Chem. Rev.* **1979**, 79, 323; Tiecco, M. *Acc. Chem. Res.* **1980**, 13, 51; *Pure Appl. Chem.* **1981**, 53, 239.

¹¹⁰For reviews with respect to CH₃• and CF₃•, see Trotman-Dickenson, A.F. *Adv. Free-Radical Chem.* **1965**, 1, 1; Spirin, Yu.L. *Russ. Chem. Rev.* **1969**, 38, 529; Gray, P.; Herod, A.A.; Jones, A. *Chem. Rev.* **1971**, 71, 247.

TABLE 14.3. Some Common Free Radicals in Decreasing Order of Activity^a

Radical	E		Radical	E	
	kcal mol ⁻¹ e	kJ mol ⁻¹ e		kcal mol ⁻¹	kJ mol ⁻¹
F•	0.3	1.3	H•	9.0	38
Cl•	1.0	4.2	Me•	11.8	49.4
MeO•	7.1	30	Br•	13.2	55.2
CF ₃ •	7.5	31			

^aThe *E* values represent activation energies for the reaction



i-Pr• is less active than Me• and *t*-Bu• still less so.¹¹³

However, toluene reacts with bromine atoms instantly. Bromination of other alkylbenzenes, for example, ethylbenzene and cumene, takes place exclusively at the α position,¹¹¹ emphasizing the selectivity of Br•. The dissociation energy *D* of the C–H bond is more important for radicals of low reactivity than for highly reactive radicals, since bond breaking in the transition state is greater. Thus, bromine shows a greater tendency than chlorine to attack α to an electron-withdrawing group because the energy of the C–H bond there is lower than in other places in the molecule.

Some radicals, for example, triphenylmethyl, are so unreactive that they abstract hydrogens very poorly if at all. Table 14.3 lists some common free radicals in approximate order of reactivity.¹¹²

It has been mentioned that some free radicals (e.g., chloro) are electrophilic and some (e.g., *tert*-butyl) are nucleophilic. It must be borne in mind that these tendencies are relatively slight compared with the electrophilicity of a positive ion or the nucleophilicity of a negative ion. The predominant character of a free radical is neutral, whether it has slight electrophilic or nucleophilic tendencies.

The Effect of Solvent on Reactivity¹¹⁴

As noted earlier, the solvent usually has little effect on free-radical substitutions in contrast to ionic ones: indeed, reactions in solution are often quite similar in character to those in the gas phase, where there is no solvent at all. However, in certain cases the solvent *can* make an appreciable difference. Chlorination of 2,3-dimethylbutane in aliphatic solvents gave about 60% (CH₃)₂CHCH(CH₃)CH₂Cl

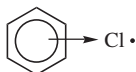
¹¹¹Huysen, E.S. *Free-Radical Chain Reactions*, Wiley, NY, 1970, p. 97.

¹¹²Trotman-Dickenson, A.F. *Adv. Free-Radical Chem.* 1965, 1, 1.

¹¹³Kharasch, M.S.; Hambling, J.K.; Rudy, T.P. *J. Org. Chem.* 1959, 24, 303.

¹¹⁴For reviews, see Reichardt, C. *Solvent Effects in Organic Chemistry*; Verlag Chemie: Deerfield Beach, FL, 1979, pp. 110–123; Martin, J.C., in Kochi, J.K. *Free Radicals*, Vol. 2, Wiley, NY, 1973, pp. 493–524; Huysen, E.S. *Adv. Free-Radical Chem.* 1965, 1, 77.

and 40% $(\text{CH}_3)_2\text{CHCCl}(\text{CH}_3)_2$, while in aromatic solvents the ratio became $\sim 10:90$.¹¹⁵ This result is attributed to complex formation between the aromatic solvent and the



20

chlorine atom that makes the chlorine more selective.¹¹⁶ This type of effect is not found in cases where the differences in ability to abstract the atom are caused by field effects of electron-withdrawing groups (p. 948). In such cases, aromatic solvents make little difference.¹¹⁷ The complex **20** has been detected¹¹⁸ as a very short-lived species by observation of its visible spectrum in the pulse radiolysis of a solution of benzene in CCl_4 .¹¹⁹ Differences caused by solvents have also been reported in reactions of other radicals.¹²⁰ Some of the anomalous results obtained in the chlorination of aromatic side chains (p. 947) can also be explained by this type of complexing, in this case not with the solvent but with the reacting species.¹²¹ Much smaller, though real, differences in selectivity have been found when the solvent in the chlorination of 2,3-dimethylbutane is changed from an alkane to CCl_4 .¹²² However, these differences are not caused by formation of a complex between $\text{Cl}\cdot$ and the solvent. There are cases,

¹¹⁵Russell, G.A. *J. Am. Chem. Soc.* **1958**, *80*, 4987, 4997, 5002; *J. Org. Chem.* **1959**, *24*, 300.

¹¹⁶See also, Soumillion, J.P.; Bruylants, A. *Bull. Soc. Chim. Belg.* **1969**, *78*, 425; Potter, A.; Tedder, J.M. *J. Chem. Soc. Perkin Trans. 2* **1982**, 1689; Aver'yanov, V.A.; Ruban, S.G.; Shvets, V.F. *J. Org. Chem. USSR* **1987**, *23*, 782; Aver'yanov, V.A.; Ruban, S.G. *J. Org. Chem. USSR* **1987**, *23*, 1119; Raner, K.D.; Luszytk, J.; Ingold, K.U. *J. Am. Chem. Soc.* **1989**, *111*, 3652; Ingold, K.U.; Luszytk, J.; Raner, K.D. *Acc. Chem. Res.* **1990**, *23*, 219.

¹¹⁷Russell, G.A. *Tetrahedron* **1960**, *8*, 101; Nagai, T.; Horikawa, Y.; Ryang, H.S.; Tokura, N. *Bull. Chem. Soc. Jpn.* **1971**, *44*, 2771.

¹¹⁸It has been contended that another species, a chlorocyclohexadienyl radical (the structure of which is the same as **5**, except that Cl replaces Ar), can also be attacking when the solvent is benzene: Skell, P.S.; Baxter III, H.N.; Taylor, C.K. *J. Am. Chem. Soc.* **1983**, *105*, 120; Skell, P.S.; Baxter III, H.N.; Tanko, J.M.; Chebolu, V. *J. Am. Chem. Soc.* **1986**, *108*, 6300. For arguments against this proposal, see Bunce, N.J.; Ingold, K.U.; Landers, J.P.; Luszytk, J.; Scaiano, J.C. *J. Am. Chem. Soc.* **1985**, *107*, 5464; Walling, C. *J. Org. Chem.* **1988**, *53*, 305; Aver'yanov, V.A.; Shvets, V.F.; Semenov, A.O. *J. Org. Chem. USSR* **1990**, *26*, 1261.

¹¹⁹Bühler, R.E. *Helv. Chim. Acta* **1968**, *51*, 1558. For other spectral observations, see Raner, K.D.; Luszytk, J.; Ingold, K.U. *J. Phys. Chem.* **1989**, *93*, 564.

¹²⁰Walling, C.; Azar, J.C. *J. Org. Chem.* **1968**, *33*, 3885; Ito, O.; Matsuda, M. *J. Am. Chem. Soc.* **1982**, *104*, 568; Minisci, F.; Vismara, E.; Fontana, F.; Morini, G.; Serravalle, M.; Giordano, C. *J. Org. Chem.* **1987**, *52*, 730.

¹²¹Russell, G.A.; Ito, O.; Hendry, D.G. *J. Am. Chem. Soc.* **1963**, *85*, 2976; Corbiau, J.L.; Bruylants, A. *Bull. Soc. Chim. Belg.* **1970**, *79*, 203, 211; Newkirk, D.D.; Gleicher, G.J. *J. Am. Chem. Soc.* **1974**, *96*, 3543.

¹²²See Raner, K.D.; Luszytk, J.; Ingold, K.U. *J. Org. Chem.* **1988**, *53*, 5220.

however, where the rate of reaction for trapping a radical depends on the polarity of the solvent, particularly in water.¹²³

REACTIONS

The reactions in this chapter are classified according to leaving group. The most common leaving groups are hydrogen and nitrogen (from the diazonium ion); these are considered first.

HYDROGEN AS LEAVING GROUP

A. Substitution by Halogen

14-1 Halogenation at an Alkyl Carbon¹²⁴

Halogenation or Halo-de-hydrogenation



Alkanes can be chlorinated or brominated by treatment with chlorine or bromine in the presence of visible or UV light.¹²⁵ These reactions require a radical chain initiator, light, or higher temperatures.¹²⁶ The reaction can also be applied to alkyl chains containing many functional groups. The chlorination reaction is usually not useful for preparative purposes precisely because it is so general: Not only does substitution take place at virtually every alkyl carbon in the molecule, but di- and polychloro substitution almost invariably occur even if there is a large molar ratio of substrate to halogen.

When functional groups are present, the principles are those outlined on p. 945; favored positions are those α to aromatic rings, while positions α to electron-withdrawing groups are least likely to be substituted. Tertiary carbons are most likely to be attacked and primary least. Positions α to an OR group are very readily attacked. Nevertheless, mixtures are nearly always obtained. This can be contrasted to the regioselectivity of electrophilic halogenation (12-4-12-6), which always takes place α to a carbonyl group (except when the reaction is catalyzed by AgSbF_6 ; see following). Of course, if a *mixture* of chlorides is wanted, the reaction is usually

¹²³Tronche, C.; Martinez, F.N.; Horner, J.H.; Newcomb, M.; Senn, M.; Giese, B. *Tetrahedron Lett.* **1996**, 37, 5845.

¹²⁴For lists of reagents, with references, see Larock, R.C. *Comprehensive Organic Transformations*, 2nd ed, Wiley-VCH, NY, **1999**, pp. 611–617.

¹²⁵For reviews, see Poutsma, M.L., in Kochi, J.K. *Free Radicals*, Vol. 2, Wiley, NY, **1973**, pp. 159–229; Huyser, E.S., in Patai, S. *The Chemistry of the Carbon-Halogen Bond*, pt. 1, Wiley, NY, **1973**, pp. 549–607; Poutsma, M.L. *Methods Free-Radical Chem.* **1969**, 1, 79 (chlorination); Thaler, W.A. *Methods Free-Radical Chem.* **1969**, 2, 121 (bromination).

¹²⁶Hill, C.L. *Activation and Functionalization of Alkanes*, Wiley, NY, **1989**.

quite satisfactory. For obtaining pure compounds, the chlorination reaction is essentially limited to substrates with only one type of replaceable hydrogen (e.g., ethane, cyclohexane, neopentane). The most common are methylbenzenes and other substrates with methyl groups on aromatic rings, since few cases are known where halogen atoms substitute at an aromatic position.¹²⁷ Of course, ring substitution *does* take place in the presence of a positive-ion-forming catalyst (11-10). In addition to mixtures of various alkyl halides, traces of other products are obtained. These include H₂, alkenes, higher alkanes, lower alkanes, and halogen derivatives of these compounds. Solvent plays an important role in this process.¹²⁸

The bromine atom is much more selective than the chlorine atom. As indicated on p. 952, it is often possible to brominate tertiary and benzylic positions selectively. High regioselectivity can also be obtained where the neighboring-group mechanism (p. 942) can operate.

As already mentioned, halogenation can be performed with chlorine or bromine. Fluorine has also been used,¹²⁹ but seldom, because it is too reactive and hard to control.¹³⁰ It often breaks carbon chains down into smaller units, a side reaction that sometimes becomes troublesome in chlorinations too. Fluorination¹³¹ has been achieved by the use of chlorine trifluoride ClF₃ at -75°C.¹³² For example, cyclohexane gave 41% fluorocyclohexane and methylcyclohexane gave 47% 1-fluoro-1-methylcyclohexane. Fluoroxytrifluoromethane CF₃OF fluorinates tertiary positions of certain molecules in good yields with high regioselectivity.¹³³ For example, adamantane gave 75% 1-fluoroadamantane. Fluorine at -70°C, diluted with N₂,¹³⁴ and bromine trifluoride at 25–35°C¹³⁵ are also highly regioselective for

¹²⁷Dermer, O.C.; Edmison, M.T. *Chem. Rev.* **1957**, *57*, 77, pp. 110–112. An example of free-radical ring halogenation can be found in Engelsma, J.W.; Kooyman, E.C. *Revl. Trav. Chim. Pays-Bas*, **1961**, *80*, 526, 537. For a review of aromatic halogenation in the gas phase, see Kooyman, E.C. *Adv. Free-Radical Chem.* **1965**, *1*, 137.

¹²⁸Dneprovskii, A.S.; Kuznetsov, D.V.; Eliseenkov, E.V.; Fletcher, B.; Tanko, J.M. *J. Org. Chem.* **1998**, *63*, 8860.

¹²⁹Rozen, S. *Acc. Chem. Res.* **1988**, *21*, 307; Purrington, S.T.; Kagen, B.S.; Patrick, T.B. *Chem. Rev.* **1986**, *86*, 997, pp. 1003–1005; Gerstenberger, M.R.C.; Haas, A. *Angew. Chem. Int. Ed.* **1981**, *20*, 647; Hudlicky, M. *The Chemistry of Organic Fluorine Compounds*, 2nd ed., Ellis Horwood, Chichester, **1976**; pp. 67–91. For descriptions of the apparatus necessary for handling F₂, see Vypel, H. *Chimia*, **1985**, *39*, 305.

¹³⁰However, there are several methods by which all the C–H bonds in a molecule can be converted to C–F bonds. For reviews, see Rozhkov, I.N., in Baizer, M.M.; Lund, H. *Organic Electrochemistry*, Marcel Dekker, NY, **1983**, pp. 805–825; Lagow, R.J.; Margrave, J.L. *Prog. Inorg. Chem.* **1979**, *26*, 161. See also, Adcock, J.L.; Horita, K.; Renk, E. *J. Am. Chem. Soc.* **1981**, *103*, 6937; Adcock, J.L.; Evans, W.D. *J. Org. Chem.* **1984**, *49*, 2719; Huang, H.; Lagow, R.J. *Bull. Soc. Chim. Fr.* **1986**, 993.

¹³¹For a monograph on fluorinating agents, see German, L.; Zemskov, S. *New Fluorinating Agents in Organic Synthesis*, Springer, NY, **1989**.

¹³²Brower, K.R. *J. Org. Chem.* **1987**, *52*, 798.

¹³³Alker, D.; Barton, D.H.R.; Hesse, R.H.; Lister-James, J.; Markwell, R.E.; Pechet, M.M.; Rozen, S.; Takeshita, T.; Toh, H.T. *Nouv. J. Chem.* **1980**, *4*, 239.

¹³⁴Rozen, S.; Ben-Shushan, G. *J. Org. Chem.* **1986**, *51*, 3522; Rozen, S.; Gal, C. *J. Org. Chem.* **1987**, *52*, 4928; **1988**, *53*, 2803; Alker, D.; Barton, D.H.R.; Hesse, R.H.; Lister-James, J.; Markwell, R.E.; Pechet, M.M.; Rozen, S.; Takeshita, T.; Toh, H.T. *Nouv. J. Chem.* **1980**, *4*, 239.

¹³⁵Boguslavskaya, L.S.; Kartashov, A.V.; Chuvatkin, N.N. *J. Org. Chem. USSR* **1989**, *25*, 1835.

tertiary positions. These reactions probably have electrophilic,¹³⁶ not free-radical mechanisms. In fact, the success of the F₂ reactions depends on the suppression of free radical pathways, by dilution with an inert gas, by working at low temperatures, and/or by the use of radical scavengers.

Iodine can be used if the activating light has a wavelength of 184.9 nm,¹³⁷ but iodinations using I₂ alone are seldom attempted, largely because the HI formed reduces the alkyl iodide. The direct free-radical halogenation of aliphatic hydrocarbons with iodine is significantly endothermic relative to the other halogens, and the requisite chain reaction does not occur.¹³⁸ On the other hand, when iodine, CCl₄·2 AlI₃ react with an alkane in dibromomethane at -20°C, good yields of the iodoalkane are obtained.¹³⁹ The reaction of an alkane with *tert*-butylhypoiodite (*t*-BuOI) at 40°C gave the iodoalkane in good yield.¹⁴⁰ The reaction of alkanes with iodine and PhI(OAc)₂ generates the iodoalkane.¹⁴¹ A radical protocol was developed using Cl₄ with base. Cyclohexane could be iodinated, for example, with Cl₄ in the presence of powdered NaOH.¹⁴² The reaction led to the use of iodoform on solid NaOH as the iodination reagent of choice. α -Iodo ethers and α -iodolactones have been prepared from the parent ether or lactone via treatment with Et₄N⁺·4 HF under electrolytic conditions.¹⁴³

Many other halogenation agents have been employed, the most common of which is sulfuryl chloride SO₂Cl₂.¹⁴⁴ A mixture of Br₂ and HgO is a more active brominating agent than bromine alone.¹⁴⁵ The actual brominating agent in this case is believed to be bromine monoxide Br₂O. Among other agents used have been *N*-bromosuccinimide (NBS, see **14-3**), CCl₄,¹⁴⁶ BrCCl₃,¹⁴⁷ PCl₅,¹⁴⁸ and *N*-haloamines and sulfuric acid.¹⁴⁹ In all these cases, a chain-initiating catalyst is required, usually peroxides or UV light.

¹³⁶See, for example, Rozen, S.; Gal, C. *J. Org. Chem.* **1987**, *52*, 2769.

¹³⁷Gover, T.A.; Willard, J.E. *J. Am. Chem. Soc.* **1960**, *82*, 3816.

¹³⁸Liguori, L.; Bjørsvik, H.-R.; Bravo, A.; Fontana, R.; Minisci, F. *Chem. Commun.* **1997**, 1501; Tanner, D.D.; Gidley, G.C. *J. Am. Chem. Soc.* **1968**, *90*, 808; Tanner, D.D.; Rowe, J.R.; Potter, A. *J. Org. Chem.* **1986**, *51*, 457.

¹³⁹Akhrem, I.; Orlinkov, A.; Vitt, S.; Chistyakov, A. *Tetrahedron Lett.* **2002**, *43*, 1333.

¹⁴⁰Montoro, R.; Wirth, T. *Org. Lett.* **2003**, *5*, 4729.

¹⁴¹Barluenga, J.; González-Bobes, F.; González, J.M. *Angew. Chem. Int. Ed.* **2002**, *41*, 2556.

¹⁴²Schreiner, P.R.; Lauenstein, O.; Butova, E.D.; Fokin, A.A. *Angew. Chem. Int. Ed.* **1999**, *38*, 2786.

¹⁴³Hasegawa, M.; Ishii, H.; Fuchigami, T. *Tetrahedron Lett.* **2002**, *43*, 1503.

¹⁴⁴For a review of this reagent, see Tabushi, I.; Kitaguchi, H., in Pizey, J.S. *Synthetic Reagents*, Vol. 4, Wiley, NY, **1981**, pp. 336–396.

¹⁴⁵Bunce, N.J. *Can. J. Chem.* **1972**, *50*, 3109.

¹⁴⁶For a discussion of the mechanism with this reagent, see Hawari, J.A.; Davis, S.; Engel, P.S.; Gilbert, B.C.; Griller, D. *J. Am. Chem. Soc.* **1985**, *107*, 4721.

¹⁴⁷Huysen, E.S. *J. Am. Chem. Soc.* **1960**, *82*, 391; Baldwin, S.W.; O'Neill, T.H. *Synth. Commun.* **1976**, *6*, 109.

¹⁴⁸Wyman, D.P.; Wang, J.Y.C.; Freeman, W.R. *J. Org. Chem.* **1963**, *28*, 3173.

¹⁴⁹For reviews, see Minisci, F. *Synthesis* **1973**, 1; Deno, N.C. *Methods Free-Radical Chem.* **1972**, *3*, 135; Sosnovsky, G.; Rawlinson, D.J. *Adv. Free-Radical Chem.* **1972**, *4*, 203.

A base-induced bromination has been reported. 2-Methyl butane reacts with 50% aq. NaOH and CBr₄, in a phase-transfer catalyst, to give a modest yields of 2-bromo-2-methylbutane.¹⁵⁰

When chlorination is carried out with *N*-haloamines and sulfuric acid (catalyzed by either uv light or metal ions), selectivity is much greater than with other reagents.¹⁴⁹ In particular, alkyl chains are chlorinated with high regioselectivity at the position next to the end of the chain (the ω - 1 position).¹⁵¹ Some typical selectivity values are¹⁵²

CH ₃ -CH ₂ -CH ₂ -CH ₂ -CH ₂ -CH ₂ -CH ₃	Ref. 153
1 56 29 14	
CH ₃ -CH ₂ -CH ₂ -CH ₂ -CH ₂ -CH ₂ -CH ₂ -CH ₂ -OH	Ref. 154
1 92 3 1 1 2 0 0	
CH ₃ -CH ₂ -CH ₂ -CH ₂ -CH ₂ -CH ₂ -COOMe	Ref. 155
3 72 20 4 1 0	

Furthermore, di- and polychlorination are much less prevalent. Dicarboxylic acids are predominantly chlorinated in the middle of the chain,¹⁵⁶ and adamantane and bicyclo[2.2.2]octane at the bridgeheads¹⁵⁷ by this procedure. The reasons for the high ω - 1 specificity are not clearly understood.¹⁵⁸ Alkyl bromides can be regioselectively chlorinated one carbon away from the bromine (to give *vic*-bromochlorides) by treatment with PCl₅.¹⁵⁹ Alkyl chlorides can be converted to *vic*-dichlorides by treatment with MoCl₅.¹⁶⁰ Enhanced selectivity at a terminal position of *n*-alkanes has been achieved by absorbing the substrate onto a pentasil zeolite.¹⁶¹ In another regioselective chlorination, alkanesulfonamides

¹⁵⁰Schreiner, P.R.; Lauenstein, O.; Kolomitsyn, I.V.; Nadi, S.; Kokin, A.A. *Angew. Chem. Int. Ed.* **1998**, *37*, 1895.

¹⁵¹The ω - 1 regioselectivity diminishes when the chains are >10 carbons; see Deno, N.C.; Jedziniak, E.J. *Tetrahedron Lett.* **1976**, 1259; Konen, D.A.; Maxwell, R.J.; Silbert, L.S. *J. Org. Chem.* **1979**, *44*, 3594.

¹⁵²The ω - 1 selectivity values shown here may actually be lower than the true values because of selective solvolysis of the ω - 1 chlorides in concentrated H₂SO₄; see Deno, N.C.; Pohl, D.G. *J. Org. Chem.* **1975**, *40*, 380.

¹⁵³Bernardi, R.; Galli, R.; Minisci, F. *J. Chem. Soc. B* **1968**, 324. See also, Deno, N.C.; Gladfelder, E.J.; Pohl, D.G. *J. Org. Chem.* **1979**, *44*, 3728; Fuller, S.E.; Lindsay Smith, J.R.; Norman, R.O.C.; Higgins, R. *J. Chem. Soc. Perkin Trans. 2* **1981**, 545.

¹⁵⁴Deno, N.C.; Billups, W.E.; Fishbein, R.; Pierson, C.; Whalen, R.; Wyckoff, J.C. *J. Am. Chem. Soc.* **1971**, *93*, 438.

¹⁵⁵Minisci, F.; Gardini, G.P.; Bertini, F. *Can. J. Chem.* **1970**, *48*, 544.

¹⁵⁶Kämper, F.; Schäfer, H.J.; Luftmann, H. *Angew. Chem. Int. Ed.* **1976**, *15*, 306.

¹⁵⁷Smith, C.V.; Billups, W.E. *J. Am. Chem. Soc.* **1974**, *96*, 4307.

¹⁵⁸It has been reported that the selectivity in one case is in accord with a pure electrostatic (field effect) explanation: Dneprovskii, A.S.; Mil'tsov, S.A.; Arbutov, P.V. *J. Org. Chem. USSR* **1988**, *24*, 1826. See also, Tanner, D.D.; Arhart, R.; Meintzer, C.P. *Tetrahedron* **1985**, *41*, 4261; Deno, N.C.; Pohl, D.G. *J. Org. Chem.* **1975**, *40*, 380.

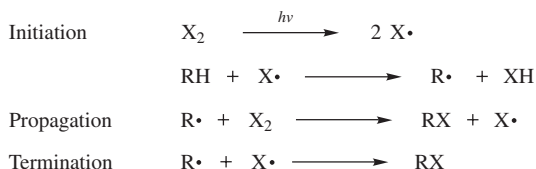
¹⁵⁹Lucho, J.L.; Bertin, J.; Kagan, H.B. *Tetrahedron Lett.* **1974**, 759.

¹⁶⁰San Filippo Jr, J.; Sowinski, A.F.; Romano, L.J. *J. Org. Chem.* **1975**, *40*, 3463.


¹⁶¹Turro, N.J.; Fehlner, J.R.; Hessler, D.P.; Welsh, K.M.; Ruderman, W.; Firnberg, D.; Braun, A.M. *J. Org. Chem.* **1988**, *53*, 3731.

$\text{RCH}_2\text{-CH}_2\text{CH}_2\text{SO}_2\text{NHR}'$ are converted primarily to $\text{RCHClCH}_2\text{CH}_2\text{SO}_2\text{NHR}'$ by sodium peroxydisulfate $\text{Na}_2\text{S}_2\text{O}_8$ and CuCl_2 .¹⁶² For regioselective chlorination at certain positions of the steroid nucleus, see **19-2**.

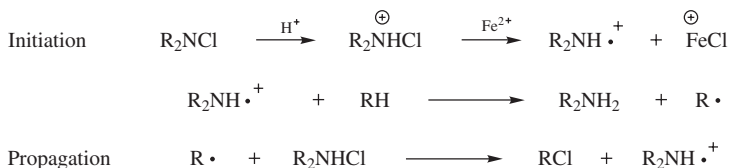
In almost all cases, the mechanism involves a free-radical chain:



When the reagent is halogen, initiation occurs as shown above.¹⁶³ When it is another reagent, a similar cleavage occurs (catalyzed by light or, more commonly, peroxides), followed by propagation steps that do not necessarily involve abstraction by halogen. For example, the propagation steps for chlorination by *tert*-butyl hypochlorite (*t*-BuOCl) have been formulated as¹⁶⁴



and the abstracting radicals in the case of *N*-haloamines are the aminium radical cations $\text{R}_2\text{NH}\cdot^+$ (p. 693), with the following mechanism (in the case of initiation by Fe^{2+}):¹⁴⁹



This mechanism is similar to that of the Hofmann–Löffler reaction (**18-40**).

The two propagation steps shown above for X_2 are those that lead directly to the principal products (RX and HX), but many other propagation steps are possible and many occur. Similarly, the only termination step shown is the one that leads to RX, but any two radicals may combine ($\cdot\text{H}$, $\cdot\text{CH}_3$, $\cdot\text{Cl}$, $\cdot\text{CH}_2\text{CH}_3$ in all combinations).

¹⁶²Nikishin, G.I.; Troyansky, E.I.; Lazareva, M.I. *Tetrahedron Lett.* **1985**, 26, 3743.

¹⁶³There is evidence (unusually high amounts of multiply chlorinated products) that under certain conditions in the reaction of RH with Cl_2 , the products of the second propagation step ($\text{RX} + \text{X}\cdot$) are enclosed within a solvent cage. See Skell, P.S.; Baxter III, H.N. *J. Am. Chem. Soc.* **1985**, 107, 2823; Raner, K.D.; Luszyk, J.; Ingold, K.U. *J. Am. Chem. Soc.* **1988**, 110, 3519; Tanko, J.M.; Anderson III, F.E. *J. Am. Chem. Soc.* **1988**, 110, 3525.

¹⁶⁴Carlsson, D.J.; Ingold, K.U. *J. Am. Chem. Soc.* **1967**, 89, 4885, 4891; Walling, C.; McGuinness, J.A. *J. Am. Chem. Soc.* **1969**, 91, 2053. See also, Zhulin, V.M.; Rubinshtein, B.I. *Bull. Acad. Sci. USSR Div. Chem. Sci.* **1977**, 26, 2082.

Thus, products like H₂, higher alkanes, and higher alkyl halides can be accounted for. When methane is the substrate, the rate-determining step is



since an isotope effect of 12.1 was observed at 0°C.¹⁶⁵ For chlorinations, chains are very long, typically 10⁴–10⁶ propagations before a termination step takes place.

The order of reactivity of the halogens can be explained by energy considerations. For the substrate methane, ΔH values for the two principal propagation steps are

Reaction	kcal mol ⁻¹				kJ mol ⁻¹			
	F ₂	Cl ₂	Br ₂	I ₂	F ₂	Cl ₂	Br ₂	I ₂
CH ₄ + X• → CH ₃ • + HX	-31	+2	+17	+34	-132	+6	+72	+140
CH ₄ + X ₂ → CH ₃ X + X•	-70	-26	-24	-21	-293	-113	-100	-87

In each case, D for CH₃–H is 105 kcal mol⁻¹ (438 kJ mol⁻¹), while D values for the other bonds involved are given in Table 14.4.¹⁶⁶ Fluorine is so reactive¹⁶⁷ that neither uv light nor any other initiation is needed (total $\Delta H = -101$ kcal mol⁻¹; -425 kJ mol⁻¹);¹⁶⁸ while Br₂ and I₂ essentially do not react with methane. The second step is exothermic in all four cases, but it cannot take place before the first, and it is this step that is very unfavorable for Br₂ and I₂. It is apparent that the most important single factor causing the order of halogen reactivity to be F₂ > Cl₂ > Br₂ > I₂ is the decreasing strength of the HX bond in the order HF > HCl > HBr > HI. The increased reactivity of secondary and tertiary positions is in accord with the decrease in D values for R–H in the order primary > secondary > tertiary (Table 5.3). (Note that for chlorination step 1 is exothermic for practically all substrates other than CH₄, since most other aliphatic C–H bonds are weaker than those in CH₄.)

Bromination and chlorination of alkanes and cycloalkanes can also take place by an electrophilic mechanism if the reaction is catalyzed by AgSbF₆.¹⁶⁹ Direct

¹⁶⁵Wiberg, K.B.; Motell, E.L. *Tetrahedron* **1963**, *19*, 2009.

¹⁶⁶Kerr, J.A., in Weast, R.C. *Handbook of Chemistry and Physics*, 69th ed., CRC Press, Boca Raton, FL, **1988**, pp. F174–F189.

¹⁶⁷It has been reported that the reaction of F atoms with CH₄ at 25 K takes place with practically zero activation energy: Johnson, G.L.; Andrews, L. *J. Am. Chem. Soc.* **1980**, *102*, 5736.

¹⁶⁸For F₂, the following initiation step is possible: F₂ + RH → R• + F• + HF [first demonstrated by Miller, Jr, W.T.; Koch, Jr, S.D.; McLafferty, F.W. *J. Am. Chem. Soc.* **1956**, *78*, 4992]. ΔH for this reaction is equal to the small positive value of 5 kcal mol⁻¹ (21 kJ mol⁻¹). The possibility of this reaction (which does not require an initiator) explains why fluorination can take place without UV light [which would otherwise be needed to furnish the 38 kcal mol⁻¹ (159 kJ mol⁻¹) necessary to break the F–F bond]. Once the reaction has been initiated, the large amount of energy given off by the propagation steps is ample to cleave additional F₂ molecules. Indeed, it is the magnitude of this energy that is responsible for the cleavage of carbon chains by F₂.

¹⁶⁹Olah, G.A.; Renner, R.; Schilling, P.; Mo, Y.K. *J. Am. Chem. Soc.* **1973**, *95*, 7686. See also, Olah, G.A.; Wu, A.; Farooq, O. *J. Org. Chem.* **1989**, *54*, 1463.

TABLE 14.4. Some D Values¹⁶⁶

Bond	D	
	kcal mol ⁻¹	kJ mol ⁻¹
H-F	136	570
H-Cl	103	432
H-Br	88	366
H-I	71	298
F-F	38	159
Cl-Cl	59	243
Br-Br	46	193
I-I	36	151
CH ₃ -F	108	452
CH ₃ -Cl	85	356
CH ₃ -Br	70	293
CH ₃ -I	57	238

chlorination at a vinylic position by an electrophilic mechanism has been achieved with benzeneselenenyl chloride PhSe(O)Cl and AlCl₃ or AlBr₃.¹⁷⁰ However, while some substituted alkenes give high yields of chloro substitution products, others (e.g., styrene) undergo addition of Cl₂ to the double bond (**15-39**).¹³¹ Electrophilic fluorination has already been mentioned (p. 956).

OS **II**, 89, 133, 443, 549; **III**, 737, 788; **IV**, 807, 921, 984; **V**, 145, 221, 328, 504, 635, 825; **VI**, 271, 404, 715; **VII**, 491; **VIII**, 161.

14-2 Halogenation at Silicon

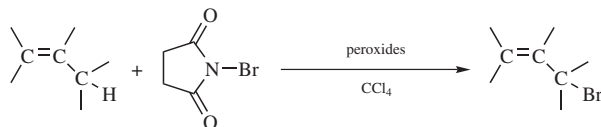
Halogenation or Halo-de-hydrogenation



Just as free-radical halogenation occurs at the carbon of an alkane, via hydrogen abstraction to form the radical, a similar reaction occurs at silicon. When triisopropylsilane (*i*Pr₃Si-H) reacts with *tert*-butyl hypochlorite at -10°C, the product is triisopropylchlorosilane (*i*Pr₃Si-Cl).¹⁷¹

14-3 Allylic and Benzylic Halogenation

Halogenation or Halo-de-hydrogenation

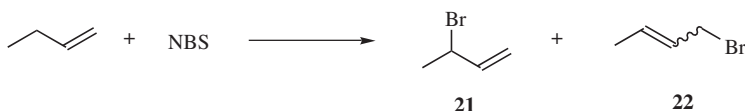


¹⁷⁰Kamigata, N.; Satoh, T.; Yoshida, M. *Bull. Chem. Soc. Jpn.* **1988**, *44*, 449.

¹⁷¹Chawla, R.; Larson, G.L. *Synth. Commun.* **1999**, *29*, 3499.

This reaction is a special case of **14-1**, but is important enough to be treated separately.¹⁷² Alkenes can be halogenated in the allylic position and also a benzylic position by a number of reagents, of which NBS¹⁷³ is by far the most common. When this reagent is used, the reaction is known as *Wohl-Ziegler bromination*. A nonpolar solvent is used, most often CCl₄, but the reaction has been done in an ionic liquid.¹⁷⁴ A variation in the reaction used NBS with 5% Yb(OTf)₃ and 5% ClSiMe₃.¹⁷⁵ Other *N*-bromo amides have also been used. Allylic chlorination has been carried out, with *N*-chlorosuccinimide, *tert*-butyl hypochlorite,¹⁷⁶ or with NaClO/CeCl₃·7 H₂O.¹⁷⁷ With any reagent an initiator is needed; this is usually AIBN (**1**), a peroxide, such as di-*tert*-butyl peroxide or benzoyl peroxide or, less often, UV light.

The reaction is usually quite specific at an allylic or benzylic position and good yields are obtained. However, when the allylic radical intermediate is unsymmetrical, allylic rearrangements can take place, so that mixtures of both possible products are obtained, **21** and **22**.



When a double bond has two different allylic positions (e.g., CH₃CH=CHCH₂CH₃), a secondary position is substituted more readily than a primary. The relative reactivity of tertiary hydrogen is not clear, though many substitutions at allylic tertiary positions have been performed.¹⁷⁸ It is possible to brominate both sides of the double bond.¹⁷⁹ Because of the electron-withdrawing nature of bromine, the second bromine substitutes on the other side of the double bond rather than α to the first bromine. Molecules with a benzylic hydrogen, such as toluene, react rapidly to give α -bromomethyl benzene (e.g., PhCH₃ \rightarrow PhCH₂Br).

N-Bromosuccinimide is also a highly regioselective brominating agent at other positions, including positions α to a carbonyl group, to a C \equiv C triple bond, and to an aromatic ring (benzylic position). When both a double and a triple bond are in the same molecule, the preferred position is α to the triple bond.¹⁸⁰

Dauben and McCoy demonstrated that the mechanism of allylic bromination is of the free-radical type,¹⁸¹ showing that the reaction is very sensitive to free-radical

¹⁷²For a review, see Nechvatal, A. *Adv. Free-Radical Chem.* **1972**, 4, 175.

¹⁷³For a review of this reagent, see Pizey, J.S. *Synthetic Reagents*, Vol. 2, Wiley, NY, **1974**, pp. 1–63.

¹⁷⁴In bmim PF₆, 1-butyl-3-methylimidazolium hexafluorophosphate: Togo, H.; Hirai, T. *Synlett* **2003**, 702.

¹⁷⁵Yamanaka, M.; Arisawa, M.; Nishida, A.; Nakagawa, M. *Tetrahedron Lett.* **2002**, 43, 2403.

¹⁷⁶Walling, C.; Thaler, W.A. *J. Am. Chem. Soc.* **1961**, 83, 3877.

¹⁷⁷Moreno-Dorado, F.J.; Guerra, F.M.; Manzano, F.L.; Aladro, F.J.; Jorge, Z.S.; Massanet, G.M. *Tetrahedron Lett.* **2003**, 44, 6691.

¹⁷⁸Dauben, Jr, H.J.; McCoy, L.L. *J. Org. Chem.* **1959**, 24, 1577.

¹⁷⁹Ucciani, E.; Naudet, M. *Bull. Soc. Chim. Fr.* **1962**, 871.

¹⁸⁰Peiffer, G. *Bull. Soc. Chim. Fr.* **1963**, 537.

¹⁸¹Dauben, Jr, H.J.; McCoy, L.L. *J. Am. Chem. Soc.* **1959**, 81, 4863.

initiators and inhibitors and indeed does not proceed at all unless at least a trace of initiator is present. Subsequent work indicated that the species that actually abstracts hydrogen from the substrate is the bromine atom. The reaction is initiated by small amounts of $\text{Br}\cdot$. Once it is formed, the main propagation steps are

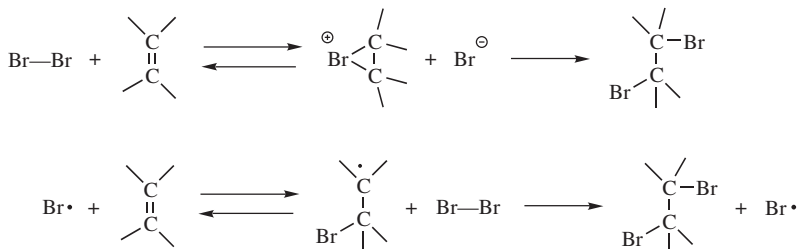


The source of the Br_2 is a fast ionic reaction between NBS and the HBr liberated in step 1:



The function of the NBS is therefore to provide a source of Br_2 in a low, steady-state concentration and to use up the HBr liberated in step 1.¹⁸² The main evidence for this mechanism is that NBS and Br_2 show similar selectivity¹⁸³ and that the various *N*-bromo amides also show similar selectivity,¹⁸⁴ which is consistent with the hypothesis that the same species is abstracting in each case.¹⁸⁵

It may be asked why, if Br_2 is the reacting species, it does not add to the double bond, either by an ionic or by a free-radical mechanism (see **15-39**). Apparently the concentration is too low. In bromination of a double bond, only one atom of an attacking bromine molecule becomes attached to the substrate, whether the addition is electrophilic or free radical:



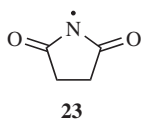
¹⁸²This mechanism was originally suggested by Adam, J.; Gosselain, P.A.; Goldfinger, P. *Nature (London)*, **1953**, 171, 704; *Bull. Soc. Chim. Belg.* **1956**, 65, 533.

¹⁸³Walling, C.; Rieger, A.L.; Tanner, D.D. *J. Am. Chem. Soc.* **1963**, 85, 3129; Russell, G.A.; Desmond, K.M. *J. Am. Chem. Soc.* **1963**, 85, 3139; Russell, G.A.; DeBoer, C.D.; Desmond, K.M. *J. Am. Chem. Soc.* **1963**, 85, 365; Pearson, R.; Martin, J.C. *J. Am. Chem. Soc.* **1963**, 85, 3142; Skell, P.S.; Tuleen, D.L.; Radio, P.D. *J. Am. Chem. Soc.* **1963**, 85, 2850.

¹⁸⁴Walling, C.; Rieger, A.L. *J. Am. Chem. Soc.* **1963**, 85, 3134; Pearson, R.; Martin, J.C. *J. Am. Chem. Soc.* **1963**, 85, 3142; Incremona, J.H.; Martin, J.C. *J. Am. Chem. Soc.* **1970**, 92, 627.

¹⁸⁵For other evidence, see Day, J.C.; Lindstrom, M.J.; Skell, P.S. *J. Am. Chem. Soc.* **1974**, 96, 5616.

The other bromine atom comes from another bromine-containing molecule or ion. This is clearly not a problem in reactions with benzylic species since the benzene ring is not prone to such addition reactions. If the concentration is sufficiently low, there is a low probability that the proper species will be in the vicinity once the intermediate forms. The intermediate in either case reverts to the initial species and the allylic substitution competes successfully. If this is true, it should be possible to brominate an alkene in the allylic position without competition from addition, even in the absence of NBS or a similar compound, if a very low concentration of bromine is used and if the HBr is removed as it is formed so that it is not available to complete the addition step. This has indeed been demonstrated.¹⁸⁶



When NBS is used to brominate non-alkenyl substrates, such as alkanes, another mechanism, involving abstraction of the hydrogen of the substrate by the succinimidyl radical¹⁸⁷ **23** can operate.¹⁸⁸ This mechanism is facilitated by solvents (e.g., CH₂Cl₂, CHCl₃, or MeCN) in which NBS is more soluble, and by the presence of small amounts of an alkene that lacks an allylic hydrogen (e.g., ethene). The alkene serves to scavenge any Br• that forms from the reagent. Among the evidence for the mechanism involving **23** are abstraction selectivities similar to those of Cl• atoms and the isolation of β-bromopropionyl isocyanate (BrCH₂CH₂CONCO) which is formed by ring opening of **23**.

Allylic chlorination has also been carried out¹⁸⁹ with *N*-chlorosuccinimide (NCS) and either arylselenyl chlorides (ArSeCl), aryl diselenides (ArSeSeAr), or TsNSO as catalysts. Use of the selenium catalysts produces almost entirely the allylically rearranged chlorides in high yields. With TsNSO the products are the unrearranged chlorides in lower yields. Dichlorine monoxide Cl₂O, with no catalyst, also gives allylically rearranged chlorides in high yields.¹⁹⁰ A free-radical mechanism is unlikely in these reactions.

Allyl silanes react with transition metals bearing chlorine ligands to give allyl chlorides, where a chlorine replaces a Me₃Si unit.¹⁹¹

OS IV, 108; V, 825; VI, 462; IX, 191.

¹⁸⁶McGrath, B.P.; Tedder, J.M. *Proc. Chem. Soc.* **1961**, 80.

¹⁸⁷For a review of this radical, see Chow, Y.L.; Naguib, Y.M.A. *Rev. Chem. Intermed.* **1984**, 5, 325.

¹⁸⁸Skell, P.S.; Day, J.C. *Acc. Chem. Res.* **1978**, 11, 381; Tanner, D.D.; Reed, D.W.; Tan, S.L.; Meintzer, C.P.; Walling, C.; Sopchik, A. *J. Am. Chem. Soc.* **1985**, 107, 6576; Lüning, U.; Seshadri, S.; Skell, P.S. *J. Org. Chem.* **1986**, 51, 2071; Zhang, Y.; Dong, M.; Jiang, X.; Chow, Y.L. *Can. J. Chem.* **1990**, 68, 1668.

¹⁸⁹Hori, T.; Sharpless, K.B. *J. Org. Chem.* **1979**, 44, 4204.

¹⁹⁰Torii, S.; Tanaka, H.; Tada, N.; Nagao, S.; Sasaoka, M. *Chem. Lett.* **1984**, 877.

¹⁹¹Fujii, T.; Hirao, Y.; Ohshiro, Y. *Tetrahedron Lett.* **1993**, 34, 5601.

14-4 Halogenation of Aldehydes**Halogenation or Halo-de-hydrogenation**

The α -halogenation reaction of carbonyl compounds was mentioned in Section 14-2. A different halogenation reaction is possible in which aldehydes can be directly converted to acyl chlorides by treatment with chlorine, but the reaction operates only when the aldehyde does not contain an α hydrogen and even then it is not very useful. When there is an α hydrogen, α halogenation (14-2, 12-4) occurs instead. Other sources of chlorine have also been used, among them SO_2Cl_2 ¹⁹² and *t*-BOCl.¹⁹³ The mechanisms are probably of the free-radical type. *N*-Bromosuccinimide, with AIBN (p. 935) as a catalyst, has been used to convert aldehydes to acyl bromides.¹⁹⁴

OS I, 155.

B. Substitution by Oxygen**14-5 Hydroxylation at an Aromatic Carbon**¹⁹⁵**Hydroxylation or Hydroxy-de-hydrogenation**

A mixture of hydrogen peroxide and ferrous sulfate,¹⁹⁶ called *Fenton's reagent*,¹⁹⁷ can be used to hydroxylate aromatic rings, though yields are usually not high.¹⁹⁸ Biaryls are usually side products.¹⁹⁹ Among other reagents used have been H_2O_2 and titanous ion; O_2 and Cu(I)²⁰⁰ or Fe(III),²⁰¹ a mixture of ferrous

¹⁹²Arai, M. *Bull. Chem. Soc. Jpn.* **1964**, 37, 1280; **1965**, 38, 252.

¹⁹³Walling, C.; Mintz, M.J. *J. Am. Chem. Soc.* **1967**, 89, 1515.

¹⁹⁴Markó, I.E.; Mekhafia, A. *Tetrahedron Lett.* **1990**, 31, 7237. For a related procedure, see Cheung, Y. *Tetrahedron Lett.* **1979**, 3809.

¹⁹⁵For reviews, see Vysotskaya, N.A. *Russ. Chem. Rev.* **1973**, 42, 851; Sangster, D.F., in Patai, S. *The Chemistry of the Hydroxyl Group*, pt. 1, Wiley, NY, **1971**, pp. 133–191; Metelitsa, D.I. *Russ. Chem. Rev.* **1971**, 40, 563; Enisov, E.T.; Metelitsa, D.I. *Russ. Chem. Rev.* **1968**, 37, 656; Loudon, J.D. *Prog. Org. Chem.* **1961**, 5, 47.

¹⁹⁶For a review of reactions of H_2O_2 and metal ions with all kinds of organic compounds, including aromatic rings, see Sosnovsky, G.; Rawlinson, D.J., in Swern, D. *Organic Peroxides*, Vol. 2, Wiley, NY, **1970**, pp. 269–336. See also, Sheldon, R.A.; Kochi, J.K. *Metal-Catalyzed Oxidations of Organic Compounds*, Academic Press, NY, **1981**.

¹⁹⁷For a discussion of Fenton's reagent, see Walling, C. *Acc. Chem. Res.* **1975**, 8, 125.

¹⁹⁸Yields can be improved with phase transfer catalysis: Karakhanov, E.A.; Narin, S.Yu.; Filippova, T.Yu.; Dedov, A.G. *Doklad. Chem.* **1987**, 292, 81.

¹⁹⁹See the discussion of the aromatic free-radical substitution mechanism on pp. \$\$\$–\$\$\$.

²⁰⁰See Karlin, K.D.; Hayes, J.C.; Gultneh, Y.; Cruse, R.W.; McKown, J.W.; Hutchinson, J.P.; Zubieta, J. *J. Am. Chem. Soc.* **1984**, 106, 2121; Cruse, R.W.; Kaderli, S.; Meyer, C.J.; Zuberbühler, A.D.; Karlin, K.D. *J. Am. Chem. Soc.* **1988**, 110, 5020; Ito, S.; Kunai, A.; Okada, H.; Sasaki, K. *J. Org. Chem.* **1988**, 53, 296.

²⁰¹Funabiki, T.; Tsujimoto, M.; Ozawa, S.; Yoshida, S. *Chem. Lett.* **1989**, 1267.

ion, oxygen, ascorbic acid, and ethylenetetraaminetetraacetic acid (*Udenfriend's reagent*);²⁰² O₂ and KOH in liquid NH₃;²⁰³ and peroxyacids such as peroxyntrous and trifluoroperoxyacetic acids.

Much work has been done on the mechanism of the reaction with Fenton's reagent, and it is known that free aryl radicals (formed by a process, e.g., HO• + ArH → AR• + H₂O) are not intermediates. The mechanism is essentially that outlined on p. \$\$\$, with HO• as the attacking species,²⁰⁴ formed by



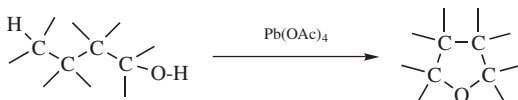
The rate-determining step is formation of HO• and not its reaction with the aromatic substrate.

An alternative oxidation of arene to phenol was reported using Cu(NO₃)₃·3 H₂O, 30% hydrogen peroxide and a phosphate buffer.²⁰⁵

See also, **11-26**.

14-6 Formation of Cyclic Ethers

(5)OC-cyclo-Alkoxy-de-hydro-substitution



Alcohols with a hydrogen in the δ position can be cyclized with lead tetraacetate.²⁰⁶ The reaction is usually carried out at $\sim 80^\circ\text{C}$ (most often in refluxing benzene), but can also be done at room temperature if the reaction mixture is irradiated with uv light. Tetrahydrofurans are formed in high yields. Little or no four- and six-membered cyclic ethers (oxetanes and tetrahydropyrans, respectively) are obtained even when γ and ϵ hydrogens are present. The reaction has also been carried out with a mixture of halogen (Br₂ or I₂) and a salt or oxide of silver or mercury (especially HgO or AgOAc),²⁰⁷ with iodosobenzene diacetate and I₂,²⁰⁸ and with ceric

²⁰²Udenfriend, S.; Clark, C.T.; Axelrod, J.; Brodie, B.B. *J. Biol. Chem.* **1954**, *208*, 731; Brodie, B.B.; Shore, P.A.; Udenfriend, S. *J. Biol. Chem.* **1954**, *208*, 741. See also, Tamagaki, S.; Suzuki, K.; Tagaki, W. *Bull. Chem. Soc. Jpn.* **1989**, *62*, 148, 153, 159.

²⁰³Malykhin, E.V.; Kolesnichenko, G.A.; Shteingarts, V.D. *J. Org. Chem. USSR* **1986**, *22*, 720.

²⁰⁴Jefcoate, C.R.E.; Lindsay Smith, J.R.; Norman, R.O.C. *J. Chem. Soc. B* **1969**, 1013; Brook, M.A.; Castle, L.; Lindsay Smith, J.R.; Higgins, R.; Morris, K.P. *J. Chem. Soc. Perkin Trans. 2* **1982**, 687; Lai, C.; Piette, L.H. *Tetrahedron Lett.* **1979**, 775; Kunai, A.; Hata, S.; Ito, S.; Sasaki, K. *J. Am. Chem. Soc.* **1986**, *108*, 6012.

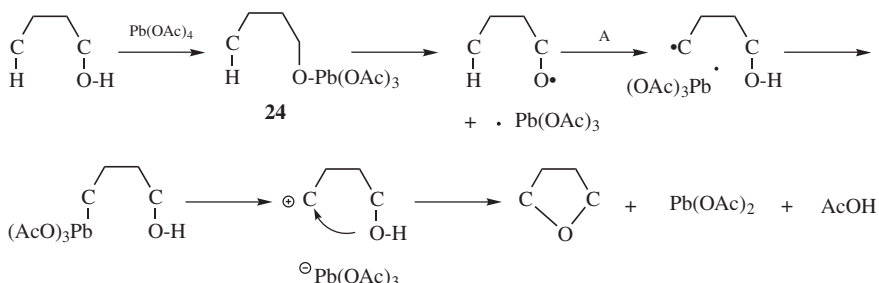
²⁰⁵Nasreen, A.; Adapa, S.R. *Org. Prep. Proceed. Int.* **2000**, *32*, 373.

²⁰⁶For reviews, see Mihailović, M.Lj.; Partch, R. *Sel. Org. Transform.* **1972**, *2*, 97; Milhailović, M.Lj.; Čeković, Z. *Synthesis* **1970**, 209. For a review of the chemistry of lead tetraacetate, see Butler, R.N., in Pizey, J.S. *Synthetic Reagents*, Vol. 3, Wiley, NY, **1977**, pp. 277–419.

²⁰⁷Akhtar, M.; Barton, D.H.R. *J. Am. Chem. Soc.* **1964**, *86*, 1528; Sneen, R.A.; Matheny, N.P. *J. Am. Chem. Soc.* **1964**, *86*, 3905, 5503; Roscher, N.M.; Shaffer, D.K. *Tetrahedron* **1984**, *40*, 2643. For a review, see Kalvoda, J.; Heusler, K. *Synthesis* **1971**, 501. For a list of references, see Larock, R.C. *Comprehensive Organic Transformations*, 2nd ed, Wiley-VCH, NY, **1999**, pp. 889–890.

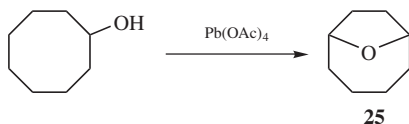
²⁰⁸Concepción, J.I.; Francisco, C.G.; Hernández, R.; Salazar, J.A.; Suárez, E. *Tetrahedron Lett.* **1984**, *25*, 1953; Furuta, K.; Nagata, T.; Yamamoto, H. *Tetrahedron Lett.* **1988**, *29*, 2215.

ammonium nitrate (CAN).²⁰⁹ The following mechanism is likely for the lead tetraacetate reaction:²¹⁰

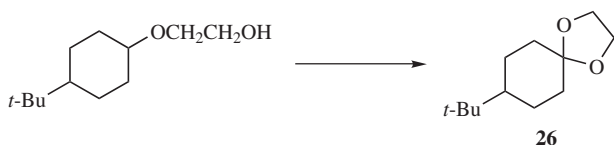


though **24** has never been isolated. The step marked **A** is a 1,5 internal hydrogen abstraction. Such abstractions are well known (see **18-40**) and are greatly favored over 1,4 or 1,6 abstractions (the small amounts of tetrahydropyran formed result from 1,6 abstractions).²¹¹

Reactions that sometimes compete are oxidation to the aldehyde or acid (**19-3** and **19-22**) and fragmentation of the substrate. When the OH group is on a ring of at least seven members, a transannular product can be formed, as in the cyclization reaction of 1-octanol to **25**.²¹²



β -Hydroxy ethers can give cyclic acetals, such as **26**.²¹³



There are no references in *Organic Syntheses*, but see OS **V**, 692; **VI**, 958, for related reactions.

²⁰⁹See, for example, Trahanovsky, W.S.; Young, M.G.; Nave, P.M. *Tetrahedron Lett.* **1969**, 2501; Doyle, M.P.; Zuidema, L.J.; Bade, T.R. *J. Org. Chem.* **1975**, *40*, 1454.

²¹⁰Mihailović, M.Lj.; Čeković, Z.; Maksimović, Z.; Jeremić, D.; Lorenc, Lj.; Mamuzi, R.I. *Tetrahedron* **1965**, *21*, 2799.


²¹¹Mihailović, M.Lj.; Čeković, Z.; Jeremić, D. *Tetrahedron* **1965**, *21*, 2813.

²¹²Cope, A.C.; Gordon, M.; Moon, S.; Park, C.H. *J. Am. Chem. Soc.* **1965**, *87*, 3119; Moriarty, R.M.; Walsh, H.G. *Tetrahedron Lett.* **1965**, 465; Mihailović, M.Lj.; Čeković, Z.; Andrejević, V.; Matić, R.; Jeremić, D. *Tetrahedron* **1968**, *24*, 4947.

²¹³Furuta, K.; Nagata, T.; Yamamoto, H. *Tetrahedron Lett.* **1988**, *29*, 2215.

14-7 Formation of Hydroperoxides

Hydroperoxy-de-hydrogenation



The slow atmospheric oxidation (*slow* meaning without combustion) of C—H to C—O—O—H is called *autoxidation*.²¹⁴ The reaction occurs when compounds are allowed to stand in air and is catalyzed by light, so unwanted autoxidations can be greatly slowed by keeping the compounds in dark places. Most autoxidations proceed by free-radical chain processes that involve peroxy radicals.²¹⁵ To suppress autoxidation, an antioxidant can be added that will prevent or retard the reaction with atmospheric oxygen.²¹⁶ Although some lactone compounds are sold as antioxidants, many radicals derived from lactones show poor or no reactivity toward oxygen.²¹⁶ The hydroperoxides produced often react further to give alcohols, ketones, and more complicated products, so the reaction is not often used for preparative purposes, although in some cases hydroperoxides have been prepared in good yield.²¹⁷ It is because of autoxidation that foods, rubber, paint, lubricating oils, and so on deteriorate on exposure to the atmosphere over periods of time. On the other hand, a useful application of autoxidation is the atmospheric drying of paints and varnishes. As with other free-radical reactions of C—H bonds, some bonds are attacked more readily than others,²¹⁸ and these are the ones we have seen before (pp. 943–949), though the selectivity is very low at high temperatures and in the gas phase. The reaction can be carried out successfully at tertiary (to a lesser extent, secondary), benzylic,²¹⁹ and allylic (though allylic rearrangements are common) R.²²⁰ 2-Phenylpropane reacted with oxygen to give PhMe₂C—OOH, for example. Another susceptible position is aldehydic C—H,

²¹⁴The term autoxidation actually applies to any slow oxidation with atmospheric oxygen. See Goosen, A.; Morgan, D.H. *J. Chem. Soc. Perkin Trans. 2* **1994**, 557. For reviews, see Sheldon, R.A.; Kochi, J.K. *Adv. Catal.*, **1976**, 25, 272; Howard, W.G., in Kochi, J.K. *Free Radicals*, Vol. 2, Wiley, NY, **1973**, pp. 3–62; Lloyd, W.G. *Methods Free-Radical Chem.* **1973**, 4, 1; Betts, J. *Q. Rev. Chem. Soc.* **1971**, 25, 265; Huyser, E.S. *Free-Radical Chain Reactions*, Wiley, NY, **1970**, pp. 306–312; Chinn, L.J. *Selection of Oxidants in Synthesis* Marcel Dekker, NY, **1971**, pp. 29–39; Ingold, K.U. *Acc. Chem. Res.* **1969**, 2, 1; Mayo, F.R. *Acc. Chem. Res.* **1968**, 1, 193. For monographs on these and similar reactions, see Bamford, C.H.; Tipper, C.F.H. *Comprehensive Chemical Kinetics*, Vol. 16, Elsevier, NY, **1980**; Sheldon, R.A.; Kochi, J.K. *Metal-Catalyzed Oxidations of Organic Compounds*, Academic Press, NY, **1981**.

²¹⁵Ingold, K.U. *Acc. Chem. Res.* **1969**, 2, 1.

²¹⁶Bejan, E.V.; Font-Sanchis, E.; Scaiano, J.C. *Org. Lett.* **2001**, 3, 4059; Scaiano, J.C.; Martin, A.; Yap, G.P.A.; Ingold, K.U. *Org. Lett.* **2000**, 2, 899.

²¹⁷For a review of the synthesis of alkyl peroxides and hydroperoxides, see Sheldon, R.A., in Patai, S. *The Chemistry of Peroxides*, Wiley, NY, **1983**, pp. 161–200.

²¹⁸For a discussion, see Korcek, S.; Chenier, J.H.B.; Howard, J.A.; Ingold, K.U. *Can. J. Chem.* **1972**, 50, 2285, and other papers in this series.

²¹⁹For a method that gives good yields at benzylic positions, see Santamaria, J.; Jroundi, R.; Rigaudy, J. *Tetrahedron Lett.* **1989**, 30, 4677.

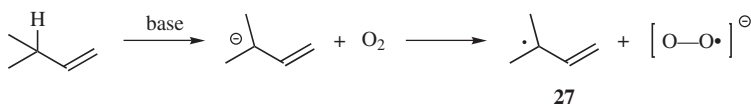
²²⁰For a review of autoxidation at allylic and benzylic positions, see Voronenkov, V.V.; Vinogradov, A.N.; Belyaev, V.A. *Russ. Chem. Rev.* **1970**, 39, 944.

but the peroxyacids so produced are not easily isolated²²¹ since they are converted to the corresponding carboxylic acids (**19-23**). The α positions of ethers are also easily attacked by oxygen [RO-C-H \rightarrow RO-C-OOH], but the resulting hydroperoxides are seldom isolated. However, this reaction constitutes a hazard in the storage of ethers since solutions of these hydroperoxides and their rearrangement products in ethers are potential spontaneous explosives.²²²

Oxygen itself (a diradical) is not reactive enough to be the species that actually abstracts the hydrogen. But if a trace of free radical (say R'•) is produced by some initiating process, it reacts with oxygen²²³ to give R'-O-O•; since this type of radical *does* abstract hydrogen, the chain is



In at least some cases (in alkaline media)²²⁴ the radical R• can be produced by formation of a carbanion and its oxidation (by O₂) to a radical, such as allylic radical **27**.²²⁵



Autoxidations in alkaline media can also proceed by a different mechanism: R-H + base \rightarrow R⁻ + O₂ \rightarrow ROO⁻.²²⁶

When alkenes are treated with oxygen that has been photosensitized (p. 341), they are substituted by OOH in the allylic position in a synthetically useful reaction.²²⁷ Although superficially similar to autoxidation, this reaction is clearly different because 100% allylic rearrangement always takes place. The reagent here is not

²²¹Swern D. *Organic Peroxides*, Vol. 1, Wiley, NY, **1970**, p. 313.

²²²For methods of detection and removal of peroxides from ether solvents, see Gordon, A.J.; Ford, R.A. *The Chemist's Companion*, Wiley, NY, **1972**, p. 437; Burfield, D.R. *J. Org. Chem.* **1982**, *47*, 3821.

²²³See, for example, Schwetlick, K. *J. Chem. Soc. Perkin Trans. 2* **1988**, 2007.

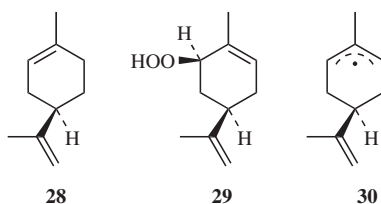
²²⁴For a review of base-catalyzed autoxidations in general, see Sosnovsky, G.; Zaret, E.H., in Swern, D. *Organic Peroxides*, Vol. 1, Wiley, NY, **1970**, pp. 517-560.

²²⁵Barton, D.H.R.; Jones, D.W. *J. Chem. Soc.* **1965**, 3563; Russell, G.A.; Bemis, A.G. *J. Am. Chem. Soc.* **1966**, *88*, 5491.

²²⁶Gersmann, H.R.; Bickel, A.F. *J. Chem. Soc. B* **1971**, 2230.

²²⁷For reviews, see Frimer, A.A.; Stephenson, L.M. in Frimer, A.A. *Singlet O₂*, Vol. 2, CRC Press, Boca Raton, FL, **1985**, pp. 67-91; Wasserman, H.H.; Ives, J.L. *Tetrahedron* **1981**, *37*, 1825; Gollnick, K.; Kuhn, H.J., in Wasserman, H.H.; Murray, R.W. *Singlet Oxygen*, Academic Press, NY, **1979**, pp. 287-427; Denny, R.W.; Nickon, A. *Org. React.* **1973**, *20*, 133; Adams, W.R., in Augustine, R.L. *Oxidation*, Vol. 2, Marcel Dekker, NY, **1969**, pp. 65-112.

the ground-state oxygen (a triplet), but an excited singlet state²²⁸ (in which all electrons are paired), and the function of the photosensitization is to promote the oxygen to this singlet state. Singlet oxygen can also be produced by nonphotochemical means,²²⁹ for example, by the reaction between H_2O_2 and NaOCl ²³⁰ or sodium molybdate,²³¹ or between ozone and triphenyl phosphite.²³² Calcium peroxide diperoxohydrate ($\text{CaO}_2 \cdot 2\text{H}_2\text{O}_2$) has been reported as a storable compound used for the chemical generation of singlet oxygen.²³³ The oxygen generated by either photochemical or nonphotochemical methods reacts with alkenes in the same way;²³⁴ this is evidence that singlet oxygen is the reacting species in the photochemical reaction and not some hypothetical complex between triplet oxygen and the photosensitizer, as had previously been suggested. The fact that 100% allylic rearrangement always takes place is incompatible with a free-radical mechanism, and



further evidence that free radicals are not involved comes from the treatment of optically active limonene (**28**) with singlet oxygen. Among other products is the optically active hydroperoxide **29**, though if **30** were an intermediate, it could not give an optically active product since it possesses a plane of symmetry.²³⁵ In contrast, autoxidation of **28** gave optically inactive **29** (a mixture of four diastereomers in which the two pairs of enantiomers are present as racemic mixtures). As this example shows, singlet oxygen reacts faster with more-highly substituted than with less-highly substituted alkenes. The order of alkene reactivity is

²²⁸For books on singlet oxygen, see Frimer, A.A. *Singlet O₂*, 4 vols., CRC Press, Boca Raton, FL, **1985**; Wasserman, H.H.; Murray, R.W. *Singlet Oxygen*, Academic Press, NY, **1979**. For reviews, see Frimer, A.A., in Patai, S. *The Chemistry of Peroxides*, Wiley, NY, **1983**, pp. 201–234; Gorman, A.A.; Rodgers, M.A.J. *Chem. Soc. Rev.* **1981**, *10*, 205; Shinkarenko, N.V.; Aleskovskii, V.B. *Russ. Chem. Rev.* **1981**, *50*, 220; Shlyapintokh, V.Ya.; Ivanov, V.B. *Russ. Chem. Rev.* **1976**, *45*, 99; Ohloff, G. *Pure Appl. Chem.* **1975**, *43*, 481; Kearns, D.R. *Chem. Rev.* **1971**, *71*, 395; Wayne, R.P. *Adv. Photochem.* **1969**, *7*, 311.

²²⁹For reviews, see Turro, N.J.; Ramamurthy, V., in de Mayo, P. *Rearrangements in Ground and Excited States*, Vol. 3, Academic Press, NY, **1980**, pp. 1–23; Murray, R.W., in Wasserman, H.H.; Murray, R.W. *Singlet Oxygen*, Academic Press, NY, **1979**, pp. 59–114. For a general monograph, see Adam, W.; Cilento, G. *Chemical and Biological Generation of Excited States*; Academic Press, NY, **1982**.

²³⁰Footo, C.S.; Wexler, S. *J. Am. Chem. Soc.* **1964**, *86*, 3879.

²³¹Aubry, J.M.; Cazin, B.; Duprat, F. *J. Org. Chem.* **1989**, *54*, 726.


²³²Murray, R.W.; Kaplan, M.L. *J. Am. Chem. Soc.* **1969**, *91*, 5358; Bartlett, P.D.; Mendenhall, G.D.; Durham, D.L. *J. Org. Chem.* **1980**, *45*, 4269.

²³³Pierlot, C.; Nardello, V.; Schrive, J.; Mabille, C.; Barbillat, J.; Sombret, B.; Aubry, J.-M. *J. Org. Chem.* **2002**, *67*, 2418.

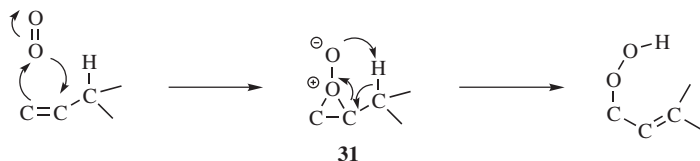
²³⁴Footo, C.S.; Wexler, S.; Ando, W.; Higgins, R. *J. Am. Chem. Soc.* **1968**, *90*, 975. See also, McKeown, E.; Waters, W.A. *J. Chem. Soc. B* **1966**, 1040.

²³⁵Schenck, G.O.; Gollnick, K.; Buchwald, G.; Schroeter, S.; Ohloff, G. *Liebigs Ann. Chem.* **1964**, *674*, 93; Schenck, G.O.; Neumüller, O.; Ohloff, G.; Schroeter, S. *Liebigs Ann. Chem.* **1965**, *687*, 26.

tetrasubstituted > trisubstituted > disubstituted. Electron-withdrawing substituents deactivate the alkene.²³⁶ In simple trisubstituted alkenes, there is a general preference for the hydrogen to be removed from the more highly congested side of the double bond.²³⁷ With *cis*-alkenes of the form RCH=CHR', the hydrogen is removed from the larger R group.²³⁸ Many functional groups in an allylic position cause the hydrogen to be removed from that side rather than the other (geminal selectivity).²³⁹ Also, in alkyl-substituted alkenes, the hydrogen that is preferentially removed is the one geminal to the larger substituent on the double bond.²⁴⁰



Several mechanisms have been proposed for the reaction with singlet oxygen.²⁴¹ One of these is a pericyclic mechanism, similar to that of the ene synthesis (**15-23**) and to the first step of the reaction between alkenes and SeO₂ (**19-14**). However, there is strong evidence against this mechanism,²⁴² and a more likely mechanism involves addition of singlet oxygen to the double bond to give a perepoxide (**31**),²⁴³ followed by internal proton transfer.²⁴⁴



Still other proposed mechanisms involve diradicals or dipolar intermediates.²⁴⁵
OS IV, 895.

²³⁶For example, see Foote, C.S.; Denny, R.W. *J. Am. Chem. Soc.* **1971**, *93*, 5162.

²³⁷Orfanopoulos, M.; Bellamine, M.; Grdina, M.J.; Stephenson, L.M. *J. Am. Chem. Soc.* **1979**, *101*, 275; Rautenstrauch, V.; Thommen, W.; Schulte-Elte, K.H. *Helv. Chim. Acta* **1986**, *69*, 1638 and references cited therein.

²³⁸Orfanopoulos, M.; Stratakis, M.; Elemes, Y. *Tetrahedron Lett.* **1989**, *30*, 4875.

²³⁹Clennan, E.L.; Chen, X.; Koola, J.J. *J. Am. Chem. Soc.* **1990**, *112*, 5193, and references cited therein.

²⁴⁰Orfanopoulos, M.; Stratakis, M.; Elemes, Y. *J. Am. Chem. Soc.* **1990**, *112*, 6417.

²⁴¹For reviews of the mechanism, see Frimer, A.A.; Stephenson, L.M., in Frimer, A.A. *Singlet O₂*, Vol. 2, CRC Press, Boca Raton, FL, **1985**, pp. 80–87; Stephenson, L.M.; Grdina, M.J.; Orfanopoulos, M. *Acc. Chem. Res.* **1980**, *13*, 419; Gollnick, K.; Kuhn, H.J. Wasserman, H.H.; Murray, R.W. *Singlet Oxygen*, Academic Press, NY, **1979**, pp. 288–341; Frimer, A.A. *Chem. Rev.* **1979**, *79*, 359; Foote, C.S. *Acc. Chem. Res.* **1968**, *1*, 104; *Pure Appl. Chem.* **1971**, *27*, 635; Gollnick, K. *Adv. Photochem.* **1968**, *6*, 1; Kearns, D.R. *Chem. Rev.* **1971**, *71*, 395.

²⁴²Asveld, E.W.H.; Kellogg, R.M. *J. Org. Chem.* **1982**, *47*, 1250.

²⁴³For a review of perepoxides as intermediates in organic reactions, see Mitchell, J.C. *Chem. Soc. Rev.* **1985**, *14*, 399, p. 401.

²⁴⁴For evidence in favor of this mechanism, at least with some kinds of substrates, see Jefford, C.W.; Rimbault, C.G. *J. Am. Chem. Soc.* **1978**, *100*, 6437; Okada, K.; Mukai, T. *J. Am. Chem. Soc.* **1979**, *100*, 6509; Paquette, L.A.; Hertel, L.W.; Gleiter, R.; Böhm, M. *J. Am. Chem. Soc.* **1978**, *100*, 6510; Wilson, S.L.; Schuster, G.B. *J. Org. Chem.* **1986**, *51*, 2056; Davies, A.G.; Schiesser, C.H. *Tetrahedron Lett.* **1989**, *30*, 7099; Orfanopoulos, M.; Smonou, I.; Foote, C.S. *J. Am. Chem. Soc.* **1990**, *112*, 3607.

²⁴⁵See, for example, Jefford, C.W. *Helv. Chim. Acta* **1981**, *64*, 2534.

14-8 Formation of Peroxides

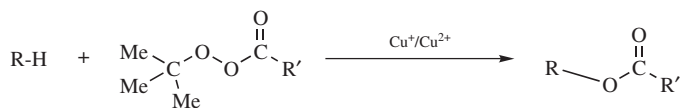
Alkyldioxy-de-hydrogenation



Peroxy groups (ROO) can be introduced into susceptible organic molecules by treatment with a hydroperoxide in the presence of cuprous chloride or other catalysts, for example, cobalt and manganese salts.²⁴⁶ Very high yields can be obtained. The type of hydrogen replaced is similar to that with NBS (**14-3**), that is, mainly benzylic, allylic, and tertiary. The mechanism is therefore of the free-radical type, involving ROO• formed from ROOH and the metal ion. The reaction can be used to demethylate tertiary amines of the form R₂NCH₃, since the product R₂NHCH₂OOR' can easily be hydrolyzed by acid (**10-6**) to give R₂NH.²⁴⁷

14-9 Acyloxylation

Acyloxylation or Acyloxy-de-hydrogenation



Susceptible positions of organic compounds can be directly acyloxyated²⁴⁸ by *tert*-butyl peroxyesters, the most frequently used being acetic and benzoic (R' = Me or Ph).²⁴⁹ The reaction requires a catalyst (cuprous ion is the actual catalyst, but a trace is all that is necessary, and such traces are usually present in cupric compounds, so that these are often used) and without it is not selective. Susceptible positions are similar to those in **14-6**: benzylic, allylic, and the a position of ethers and sulfides. Terminal alkenes are substituted almost entirely in the 3 position, that is, with only a small amount of allylic rearrangement, but internal alkenes generally give mixtures containing a large amount of allylic-shift product. If the reaction with alkenes is carried out in an excess of

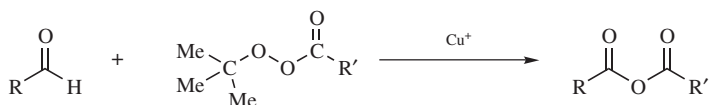
²⁴⁶For a review, see Sosnovsky, G.; Rawlinson, D.J., in Swern, D. *Organic Peroxides*, Vol. 2, Wiley, NY, **1970**, pp. 153–268. See also, Murahashi, S.; Naota, T.; Kuwabara, T.; Saito, T.; Kumobayashi, H.; Akutagawa, S. *J. Am. Chem. Soc.* **1990**, *112*, 7820; Sheldon, R.A., in Patai, S. *The Chemistry of Peroxides*, Wiley, NY, **1983**, p. 161.

²⁴⁷See Murahashi, S.; Naota, T.; Yonemura, K. *J. Am. Chem. Soc.* **1988**, *110*, 8256.

²⁴⁸For a list of reagents, with references, see Larock, R.C. *Comprehensive Organic Transformations*, 2nd ed, Wiley-VCH, NY, **1999**, pp. 1625–1630 ff, 1661–1663.

²⁴⁹For reviews, see Rawlinson, D.J.; Sosnovsky, G. *Synthesis* **1972**, 1; Sosnovsky, G.; Rawlinson, D.J., in Swern, D. *Organic Peroxides*, Vol. 1, Wiley, NY, **1970**, pp. 585–608; Doumaux, Jr, A.R. in Augustine, R.L. *Oxidation*, Vol. 2, Marcel Dekker, NY, **1971**, pp. 141–185.

another acid $R''\text{COOH}$, the ester produced is of *that* acid ROCOR'' . Aldehydes give anhydrides:



Acyloxylation has also been achieved with metallic acetates, such as lead tetraacetate,²⁵⁰ mercuric acetate,²⁵¹ and palladium(II) acetate.²⁵² In the case of the lead and mercuric acetates, not only does the reaction take place at allylic and benzylic positions and at those α to an OR or SR group, but also at positions α to the carbonyl groups of aldehydes, ketones, or esters and at those α to two carbonyl groups ($\text{ZCH}_2\text{Z}'$). It is likely that in the latter cases it is the enol forms that react. Ketones can be α -acyloxylation indirectly by treatment of various enol derivatives with metallic acetates, for example, silyl enol ethers with silver carboxylates-iodine,²⁵³ enol thioethers with lead tetraacetate,²⁵⁴ and enamines²⁵⁵ with lead tetraacetate²⁵⁶ or thallium triacetate.²⁵⁷ α,β -Unsaturated ketones can be acyloxylation in good yields in the α' position with manganese triacetate.²⁵⁸ Palladium acetate converts alkenes to vinylic and/or allylic acetates.²⁵⁹ Lead tetraacetate even acyloxylation alkanes, in a slow reaction (10 days to 2 weeks), with tertiary and secondary positions greatly favored over primary ones.²⁶⁰ Yields are as high as 50%. Acyloxylation of certain alkanes has also been reported with palladium(II) acetate.²⁶¹

²⁵⁰For a review of lead tetraacetate, see Butler, R.N., in Pizey, J.S. *Synthetic Reagents*, Vol. 3, Wiley, NY, p. 277.

²⁵¹For reviews, see Larock, R.C. *Organomercury Compounds in Organic Synthesis*, Springer, NY, **1985**, pp. 190–208; Rawlinson, D.J.; Sosnovsky, G. *Synthesis* **1973**, 567.

²⁵²Hansson, S.; Heumann, A.; Rein, T.; Åkermark, B. *J. Org. Chem.* **1990**, *55*, 975; Byström, S.E.; Larsson, E.M.; Åkermark, B. *J. Org. Chem.* **1990**, *55*, 5674.

²⁵³Rubottom, G.M.; Mott, R.C.; Juve Jr, H.D. *J. Org. Chem.* **1981**, *46*, 2717.

²⁵⁴Trost, B.M.; Tanigawa, Y. *J. Am. Chem. Soc.* **1979**, *101*, 4413.

²⁵⁵For a review, see Cook, A.G., in Cook, A.G. *Enamines*, 2nd ed., Marcel Dekker, NY, **1988**, pp. 251–258.

²⁵⁶See Butler, R.N. *Chem. Ind. (London)* **1976**, 499.

²⁵⁷Kuehne, M.E.; Giacobbe, T.J. *J. Org. Chem.* **1968**, *33*, 3359.

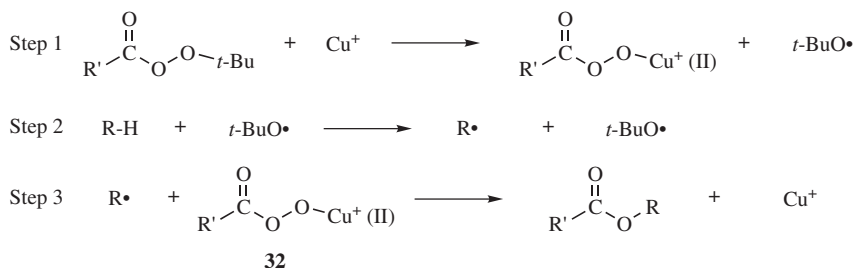
²⁵⁸Demir, A.S.; Sayrac, T.; Watt, D.S. *Synthesis* **1990**, 1119.

²⁵⁹For reviews, see Rylander, P.N. *Organic Synthesis with Noble Metal Catalysts*, Academic Press, NY, **1973**, pp. 80–87; Jira, R.; Freiesleben, W. *Organomet. React.* **1972**, *3*, 1, pp. 44–84; Heck, R.F. *Fortschr. Chem. Forsch.* **1971**, *16*, 221, pp. 231–237; Tsuji, J. *Adv. Org. Chem.* **1969**, *6*, 109, pp. 132–143.

²⁶⁰Bestre, R.D.; Cole, E.R.; Crank, G. *Tetrahedron Lett.* **1983**, *24*, 3891; Mosher, M.W.; Cox, J.L. *Tetrahedron Lett.* **1985**, *26*, 3753.

²⁶¹This was done in trifluoroacetic acid, and the products were trifluoroacetates: Sen, A.; Gretz, E.; Oliver, T.F.; Jiang, Z. *New J. Chem.* **1989**, *13*, 755.

Studies of the mechanism of the cuprous-catalyzed reaction show that the most common mechanism is the following:²⁶²



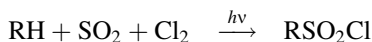
This mechanism, involving a free radical $\text{R}\cdot$, is compatible with the allylic rearrangements found.²⁶³ The finding that *tert*-butyl peroxyesters labeled with ^{18}O in the carbonyl oxygen gave ester with 50% of the label in each oxygen²⁶⁴ is in accord with a combination of $\text{R}\cdot$ with the intermediate **32**, in which the copper is ionically bound, so that the oxygens are essentially equivalent. Other evidence is that *tert*-butoxy radicals have been trapped with dienes.²⁶⁵ Much less is known about the mechanisms of the reactions with metal acetates.²⁶⁶

Free-radical acyloxylation of aromatic substrates²⁶⁷ has been accomplished with a number of reagents including copper(II) acetate,²⁶⁸ benzoyl peroxide-iodine,²⁶⁹ silver(II) complexes,²⁷⁰ and cobalt(III) trifluoroacetate.²⁷¹

OS III, 3; V, 70, 151; VIII, 137.

C. Substitution by Sulfur

14-10 Chlorosulfonation or Chlorosulfo-de-hydrogenation



²⁶²Kharasch, M.S.; Sosnovsky, G.; Yang, N.C. *J. Am. Chem. Soc.* **1959**, *81*, 5819; Kochi, J.K.; Mains, H.E. *J. Org. Chem.* **1965**, *30*, 1862. See also, Beckwith, A.L.J.; Zavitsas, A.A. *J. Am. Chem. Soc.* **1986**, *108*, 8230.

²⁶³Goering, H.L.; Mayer, U. *J. Am. Chem. Soc.* **1964**, *86*, 3753; Denney, D.B.; Appelbaum, A.; Denney, D.Z. *J. Am. Chem. Soc.* **1962**, *84*, 4969.

²⁶⁴Denney, D.B.; Denney, D.Z.; Feig, G. *Tetrahedron Lett.* **1959**, no. 15, p. 19.

²⁶⁵Kochi, J.K. *J. Am. Chem. Soc.* **1962**, *84*, 2785, 3271; Story, P.R. *Tetrahedron Lett.* **1962**, 401.

²⁶⁶See, for example, Jones, S.R.; Mellor, J.H. *J. Chem. Soc. Perkin Trans. 2* **1977**, 511.

²⁶⁷For a review, see Haines, A.H. *Methods for the Oxidation of Organic Compounds*, Academic Press, NY, **1985**, pp. 177–180, 351–355.

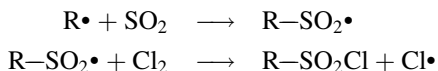
²⁶⁸Takizawa, Y.; Tateishi, A.; Sugiyama, J.; Yoshida, H.; Yoshihara, N. *J. Chem. Soc., Chem. Commun.* **1991**, 104. See also Kaeding, W.W.; Kerlinger, H.O.; Collins, G.R. *J. Org. Chem.* **1965**, *30*, 3754.

²⁶⁹For example, see Kovacic, P.; Reid, C.G.; Brittain, T.J. *J. Org. Chem.* **1970**, *35*, 2152.

²⁷⁰Nyberg, K.; Wistrand, L.G. *J. Org. Chem.* **1978**, *43*, 2613.

²⁷¹Kochi, J.K.; Tank, R.T.; Bernath, T. *J. Am. Chem. Soc.* **1973**, *95*, 7114; DiCosimo, R.; Szabo, H. *J. Org. Chem.* **1986**, *51*, 1365.

The chlorosulfonation of organic molecules with chlorine and sulfur dioxide is called the *Reed reaction*.²⁷² In scope and range of products obtained, the reaction is similar to **14-1**. The mechanism is also similar, except that there are two additional main propagation steps:

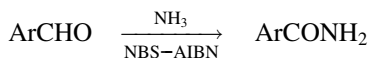


*Chlorosulfenation*²⁷³ can be accomplished by treatment with SOCl_2 and UV light: $\text{RH} + \text{SOCl}_2 \xrightarrow{h\nu} \text{RSOCl}$.

D. Substitution by Nitrogen

14-11 The Direct Conversion of Aldehydes to Amides

Amination or Amino-de-hydrogenation



Aliphatic and aromatic aldehydes have been converted to the corresponding amides with ammonia or a primary or secondary amine, NBS, and a catalytic amount of AIBN (p. 935).²⁷⁴ In a reaction of more limited scope, amides are obtained from aromatic and α,β -unsaturated aldehydes by treatment with dry ammonia gas and nickel peroxide.²⁷⁵ Best yields (80–90%) are obtained at -25 to -20°C . In the nickel peroxide reaction the corresponding alcohols (ArCH_2OH) have also been used as substrates.

The reaction has also been performed with MnO_2 and NaCN along with ammonia or an amine at 0°C in isopropyl alcohol.²⁷⁶ Aldehydes were also shown to react with hydroxylamine hydrochloride at 140°C in the presence of aluminum oxide and methanesulfonic acid.²⁷⁷ Treatment of an aldehyde with iodine in aqueous ammonia, followed by oxidation with aqueous hydrogen peroxide generates a primary amide.²⁷⁸ Secondary amines react with aldehydes to form an amide in using a palladium catalyst²⁷⁹ or a rhodium catalyst.²⁸⁰ For an indirect way of converting aldehydes to amides, see **12-32**. Thioamides RCSNR'_2 have been prepared in good yield

²⁷²For a review, see Gilbert, E.E. *Sulfonation and Related Reactions*, Wiley, NY, **1965**, pp. 126–131.

²⁷³Müller, E.; Schmidt, E.W. *Chem. Ber.* **1963**, *96*, 3050; **1964**, *97*, 2614. For a review of the formation and reactions of sulfonyl halides, see Kühle, E. *Synthesis* **1970**, 561; **1971**, 563, 617.

²⁷⁴Markó, I.E.; Mekhafia, A. *Tetrahedron Lett.* **1990**, *31*, 7237.

²⁷⁵Nakagawa, K.; Onoue, H.; Minami, K. *Chem. Commun.* **1966**, 17.

²⁷⁶Gilman, N.W. *Chem. Commun.* **1971**, 733.

²⁷⁷Sharghi, H.; Sarvari, M.H. *J. Chem. Res. (S)* **2001**, 446.

²⁷⁸Shie, J.-J.; Fang, J.-M. *J. Org. Chem.* **2003**, *68*, 1158.

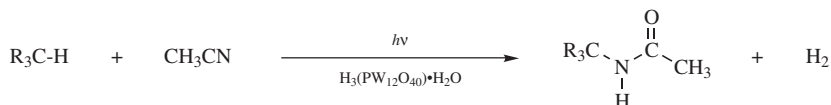
²⁷⁹Tamaru, Y.; Yamada, Y.; Yoshida, Z. *Synthesis* **1983**, 474.

²⁸⁰Tillack, A.; Rudloff, I.; Beller, M. *Eur. J. Org. Chem.* **2001**, 523.

from thioaldehydes (produced *in situ* from phosphoranes and sulfur) and secondary amines.²⁸¹

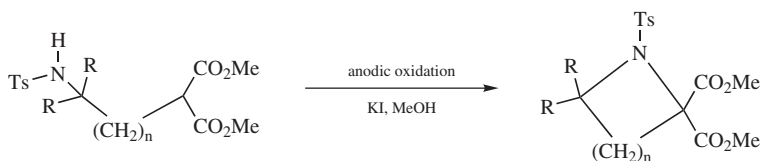
14-12 Amidation and Amination at an Alkyl Carbon

Acylamino-de-hydrogenation



When alkanes bearing a tertiary hydrogen are exposed to UV light in acetonitrile containing a heteropolytungstic acid, they are amidated.²⁸² The oxygen in the product comes from the tungstic acid. When the substrate bears two adjacent tertiary hydrogens, alkenes are formed (by loss of two hydrogens), rather than amides (**19-2**). Amidyl radicals can be generated by other means.²⁸³

An electrochemical method for amination has been reported by Shono and co-workers.²⁸⁴ Derivatives of malonic esters containing an *N*-tosyl group were cyclized in high yields by anodic oxidation:



Three-, four-, and five-membered rings were synthesized by this procedure.

14-13 Substitution by Nitro

Nitro-de-carboxylation



In a reaction termed a “nitro-Hunsdiecker” (see **14-30**), vinyl carboxylic acids (conjugated acids) are treated with nitric acid and a catalytic amount of AIBN (p. 935). The product is the vinyl nitro compound, generated via decarboxylation of a radical intermediate.²⁸⁵

²⁸¹Okuma, K.; Komiya, Y.; Ohta, H. *Chem. Lett.* **1988**, 1145.

²⁸²Renneke, R.F.; Hill, C.L. *J. Am. Chem. Soc.* **1986**, *108*, 3528.

²⁸³Moutrille, C.; Zard, S.Z. *Chem. Commun.* **2004**, 1848.

²⁸⁴Shono, T.; Matsumura, Y.; Katoh, S.; Ohshita, J. *Chem. Lett.* **1988**, 1065.

²⁸⁵Das, J.P.; Sinha, P.; Roy, S. *Org. Lett.* **2002**, *4*, 3055.

E. Substitution by Carbon

In these reactions, a new carbon-carbon bond is formed and they may be given the collective title *coupling reactions*. In each case, an alkyl or aryl radical is generated and then combines with another radical (a termination process) or attacks an aromatic ring or alkene to give the coupling product.²⁸⁶

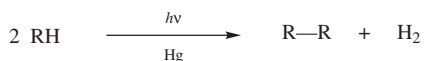
14-14 Simple Coupling at a Susceptible Position

De-hydrogen-coupling



Alkane and alkyl substrates RH are treated with peroxides, which decompose to give a radical that abstracts a hydrogen from RH to give R•, which dimerizes. Dialkyl and diacyl peroxides have been used, as well as Fenton's reagent (p. 964). This reaction is far from general, though in certain cases respectable yields have been obtained. Among susceptible positions are those at a tertiary carbon,²⁸⁷ as well as those α to a phenyl group (especially if there is also an α -alkyl or α -chloro group),²⁸⁸ an ether group,²⁸⁹ a carbonyl group,²⁹⁰ a cyano group,²⁹¹ a dialkylamino group,²⁹² or a carboxylic ester group, either the acid or alcohol side.²⁹³ Cross-coupling is possible in some cases. When toluene was heated with allyl bromide, in the presence of di-*tert*-butyl peroxide, 4-phenyl-1-butene was formed quantitatively.²⁹⁴

Conjugated amide were coupled via the γ -carbon to give good yields of the dimeric diamide, with an excess of samarium (II) iodide, and with modest enantioselectivity using a chiral additive.²⁹⁵



²⁸⁶For a monograph on the formation of C-C bonds by radical reactions, see Giese, B. *Radicals in Organic Synthesis: Formation of Carbon-Carbon Bonds*, Pergamon, Elmsford, NY, **1986**. For a review of arylation at carbon, see Abramovitch, R.A.; Barton, D.H.R.; Finet, J. *Tetrahedron* **1988**, *44*, 3039. For a review of aryl-aryl coupling, see Sainsbury, M. *Tetrahedron* **1980**, *36*, 3327.

²⁸⁷Meshcheryakov, A.P.; Érzyutova, E.I. *Bull. Acad. Sci. USSR Div. Chem. Sci.* **1966**, 94.

²⁸⁸McBay, H.C.; Tucker, O.; Groves, P.T. *J. Org. Chem.* **1959**, *24*, 536; Johnston, K.M.; Williams, G.H. *J. Chem. Soc.* **1960**, 1168.

²⁸⁹Pfordte, K.; Leuschner, G. *Liebigs Ann. Chem.* **1961**, 643, 1.

²⁹⁰Kharasch, M.S.; McBay, H.C.; Urry, W.H. *J. Am. Chem. Soc.* **1948**, *70*, 1269; Leffingwell, J.C. *Chem. Commun.* **1970**, 357; Hawkins, E.G.E.; Large, R. *J. Chem. Soc. Perkin Trans. 1* **1974**, 280.

²⁹¹Kharasch, M.S.; Sosnovsky, G. *Tetrahedron* **1958**, *3*, 97.

²⁹²Schwetlick, K.; Jentzsch, J.; Karl, R.; Wolter, D. *J. Prakt. Chem.* **1964**, [4] 25, 95.

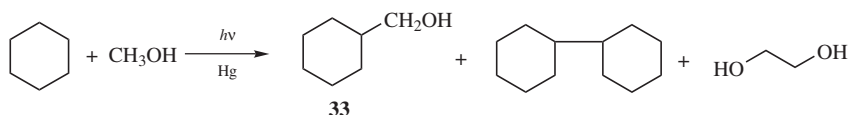
²⁹³Boguslavskaya, L.S.; Razuvaev, G.A. *J. Gen. Chem. USSR* **1963**, *33*, 1967.

²⁹⁴Tanko, J.M.; Sadeghipour, M. *Angew. Chem. Int. Ed.* **1999**, *38*, 159.

²⁹⁵Kikukawa, T.; Hanamoto, T.; Inanaga, J. *Tetrahedron Lett.* **1999**, *40*, 7497.

Alkanes can be dimerized by vapor-phase mercury photosensitization²⁹⁶ in a synthetically useful process. Best results are obtained for coupling at tertiary positions, but compounds lacking tertiary hydrogens (e.g., cyclohexane) also give good yields. Dimerization of *n*-alkanes gives secondary-secondary coupling in a nearly statistical distribution, with primary positions essentially unaffected. Alcohols and ethers dimerize at the position α to the oxygen [e.g., 2 EtOH \rightarrow MeCH(OH)CH(OH)Me].

When a mixture of compounds is treated, cross-dimerization (to give **33**) and homodimerization take place statistically.



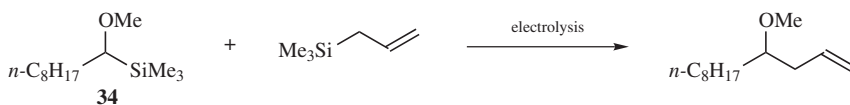
Even with the limitation on yield implied by the statistical process, cross-dimerization is still useful when one of the reactants is an alkane, because the products are easy to separate, and because of the few other ways to functionalize an alkane. The cross-coupling of an alkane with trioxane is especially valuable, because hydrolysis of the product (**10-6**) gives an aldehyde, thus achieving the conversion $\text{RH} \rightarrow \text{RCHO}$. The mechanism probably involves abstraction of H by the excited Hg atom, and coupling of the resulting radicals.

The reaction has been extended to ketones, carboxylic acids and esters (all of which couple α to the C=O group), and amides (which couple α to the nitrogen) by running it in the presence of H_2 .²⁹⁷ Under these conditions it is likely that the excited Hg abstracts $\text{H}\cdot$ from H_2 , and that the remaining $\text{H}\cdot$ abstracts H from the substrate. Radicals have also been generated at benzylic positions and shown to couple with epoxides, forming an alcohol.²⁹⁸

OS IV, 367; V, 1026; VII, 482.

14-15 Coupling at a Susceptible Position Via Silanes

De-silyl-coupling



Under electrochemical conditions it is possible to couple two silanes. The reaction of **34** and allyltrimethylsilane, for example, gave the corresponding homoallylic ether.²⁹⁹

²⁹⁶Brown, S.H.; Crabtree, R.H. *J. Am. Chem. Soc.* **1989**, *111*, 2935, 2946; *J. Chem. Educ.* **1988**, *65*, 290.

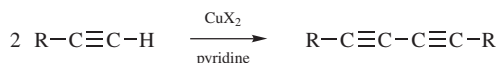
²⁹⁷Boojamra, C.G.; Crabtree, R.H.; Ferguson, R.R.; Muedas, C.A. *Tetrahedron Lett.* **1989**, *30*, 5583.

²⁹⁸Rawal, V.H.; Krishnamurthy, V.; Fabre, A. *Tetrahedron Lett.* **1993**, *34*, 2899.

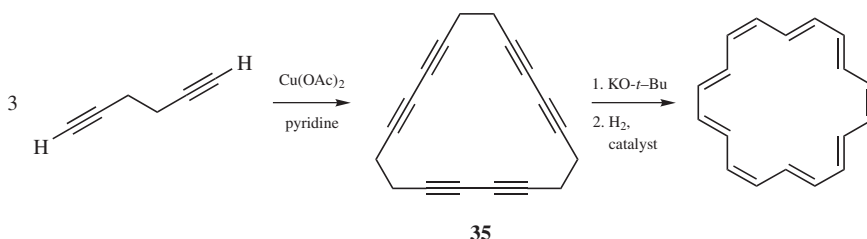
²⁹⁹Suga, S.; Suzuki, S.; Yamamoto, A.; Yoshida, J.-i. *J. Am. Chem. Soc.* **2000**, *122*, 10244.

14-16 Coupling of Alkynes³⁰⁰

De-hydrogen-coupling



Terminal alkynes can be coupled by heating with stoichiometric amounts of cupric salts in pyridine or a similar base. This reaction, which produces symmetrical diynes in high yields, is called the *Eglinton reaction*.³⁰¹ The large-ring annulenes of Sondheimer et al. (see p. 71) were prepared by rearrangement and hydrogenation of cyclic polyynes,³⁰² prepared by the Eglinton reaction with terminal diynes to give **35**, a cyclic trimer of 1,5-hexadiyne.³⁰³ The corresponding tetramers (C₂₄), pentamers (C₃₀), and hexamers (C₃₆) were also formed. The Eglinton reaction is of wide scope. Many functional groups can be present on the alkyne. The oxidation is usually quite specific for triple-bond hydrogen.



Another common procedure is the use of catalytic amounts of cuprous salts in the presence of ammonia or ammonium chloride (this method is called the *Glaser reaction*). Atmospheric oxygen or some other oxidizing agent, such as permanganate or hydrogen peroxide is required in the latter procedure. This method is not satisfactory for cyclic coupling. Hydrogen peroxide, potassium permanganate, potassium ferricyanide, iodine or Cu(II) can be used instead of oxygen as oxidants.³⁰⁴ Isolation of copper acetylide during the reaction can be avoided by doing the reaction in pyridine or cyclohexylamine, in the presence of catalytic amount of

³⁰⁰For a review, see Siemsen, P.; Livingston, R.C.; Diederich, F. *Angew. Chem. Int. Ed.* **2000**, *39*, 2632.

³⁰¹For reviews, see Simándi, L.I., in Patai, S.; Rappoport, Z. *The Chemistry of Functional Groups, Supplement C* pt. 1, Wiley, NY, **1983**, pp. 529–534; Nigh, W.G., in Trahanovsky, W.S. *Oxidation in Organic Chemistry*, pt. B, Academic Press, NY, **1973**, pp. 11–31; Cadiot, P.; Chodkiewicz, W., in Viehe, H.G. *Acetylenes*; Marcel Dekker, NY; **1969**, pp. 597–647.

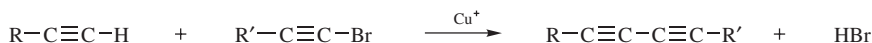
³⁰²For a review of cyclic alkynes, see Nakagawa, M., in Patai, S. *The Chemistry of the Carbon-Carbon Triple Bond*, pt. 2, Wiley, NY, **1978**, pp. 635–712.

³⁰³Sondheimer, F.; Wolovsky, R. *J. Am. Chem. Soc.* **1962**, *84*, 260; Sondheimer, F.; Wolovsky, R.; Amiel, Y. *J. Am. Chem. Soc.* **1962**, *84*, 274.

³⁰⁴Gunter, H.V. *Chemistry of Acetylenes*, Marcel Dekker, NY, **1969**, pp. 597–647 and references cited therein.

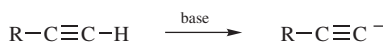
CuCl_3 .³⁰⁵ If the Glaser reaction is done with a N,N,N',N' -tetramethylethylenediamine– CuCl complex, the reaction proceeds in good yield in virtually any organic solvent.³⁰⁶ When molecular oxygen is the oxidant, this modification of Glaser condensation is known as the *Hay reaction*. A variation couples terminal alkynes using CuCl_2 in supercritical CO_2 (see p. 414),³⁰⁷ and in ionic liquids.³⁰⁸ Coupling was also achieved using CuCl_2 on $\text{KF–Al}_2\text{O}_3$ with microwave irradiation.³⁰⁹ Homocoupling of alkynyl amines $\text{R}_2\text{N–C}\equiv\text{CH}$ to give the diyne $\text{R}_2\text{N–C}\equiv\text{C–C}\equiv\text{C–NR}_2$ was reported in aerated acetone with 10% CuI and 20% TMEDA.³¹⁰

Unsymmetrical diynes can be prepared by *Cadiot–Chodkiewicz* coupling:³¹¹



This may be regarded as a variation of **10-74**, but it must have a different mechanism since acetylenic halides give the reaction but ordinary alkyl halides do not, which is hardly compatible with a nucleophilic mechanism. However, the mechanism is not fully understood. One version of this reaction binds the alkynyl bromide unit to a polymer, and the di-yne is released from the polymer after the solid state transformation.³¹² Alkynes have also been coupled using CuI and a palladium catalyst.³¹³ Propargyl halides also give the reaction,³¹⁴ as do 1-bromo propargylic alcohols ($\text{Br–C}\equiv\text{C–CH}_2\text{OH}$).³¹⁵ A variation of the Cadiot–Chodkiewicz method consists of treating a haloalkyne ($\text{R}'\text{C}\equiv\text{CX}$) with a copper acetylide ($\text{RC}\equiv\text{CCu}$).³¹⁶ The Cadiot–Chodkiewicz procedure can be adapted to the preparation of diynes in which $\text{R}' = \text{H}$ by the use of $\text{BrC}\equiv\text{CSiEt}_3$ and subsequent cleavage of the SiEt_3 group.³¹⁷ This protecting group can also be used in the Eglinton or Glaser methods.³¹⁸

The mechanism of the Eglinton and Glaser reactions probably begins with loss of a proton



³⁰⁵Stansbury, H.A.; Proops, W.R. *J. Org. Chem.* **1962**, *27*, 320.

³⁰⁶Hay, A.S. *J. Org. Chem.* **1960**, *25*, 1275; Hay, A.S. *J. Org. Chem.* **1962**, *27*, 3320.

³⁰⁷Li, J.; Jiang, H. *Chem. Commun.* **1999**, 2369.

³⁰⁸In bmim PF_6 , 1-butyl-3-methylimidazolium hexafluorophosphate: Yadav, J.S.; Reddy, B.V.S.; Reddy, K.B.; Gayathri, K.U.; Prasad, A.R. *Tetrahedron Lett.* **2003**, *44*, 6493.

³⁰⁹Kabalka, G.W.; Wang, L.; Pagni, R.M. *Synlett* **2001**, 108.

³¹⁰Rodríguez, D.; Castedo, L.; Saá, C. *Synlett* **2004**, 377.

³¹¹Chodkiewicz, W. *Ann. Chim. (Paris)* **1957**, [13] *2*, 819.

³¹²Montierth, J.M.; DeMario, D.R.; Kurth, M.J.; Schore, N.E. *Tetrahedron* **1998**, *54*, 11741.

³¹³Liu, Q.; Burton, D.J. *Tetrahedron Lett.* **1997**, *38*, 4371.

³¹⁴Sevin, A.; Chodkiewicz, W.; Cadiot, P. *Bull. Soc. Chim. Fr.* **1974**, 913.

³¹⁵Marino, J.P.; Nguyen, H.N. *J. Org. Chem.* **2002**, *67*, 6841.

³¹⁶Curtis, R.F.; Taylor, J.A. *J. Chem. Soc. C* **1971**, 186.

³¹⁷Eastmond, R.; Walton, D.R.M. *Tetrahedron* **1972**, *28*, 4591; Ghose, B.N.; Walton, D.R.M. *Synthesis* **1974**, 890.

³¹⁸Johnson, T.R.; Walton, D.R.M. *Tetrahedron* **1972**, *28*, 5221.

since there is a base present and acetylenic protons are acidic. It is known, of course, that cuprous ion can form complexes with triple bonds. The last step is probably the coupling of two radicals:



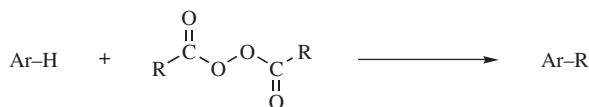
but just how the carbanion becomes oxidized to the radical and what part the cuprous ion plays (other than forming the acetylide salt) are matters of considerable speculation,³¹⁹ and depend on the oxidizing agent. One proposed mechanism postulated Cu(II) as the oxidant.³²⁰ It has been shown that molecular oxygen forms adducts with Cu(I) supported by tertiary amines, which might be the intermediates in the Glaser reaction where molecular oxygen is the oxidant.³²¹ For the Hay reaction, the mechanism involves a Cu^I/Cu^{III}/Cu^{II}/Cu^I catalytic cycle, and the key step for this reaction is the dioxygen activation during complexation of two molecules of acetylide with molecular oxygen, giving a Cu(III) complex.³²² This mechanism is supported by isolation and characterization of Cu(III) complexes formed under the conditions of the Glaser coupling.

Terminal alkynes are not the only reaction partners. 1-Trimethylsilyl alkynes (R-C≡C-SiMe₃) give the diyne R-C≡C-C≡C-R upon reaction with CuCl³²³ or Cu(OAc)₂/Bu₄NF.³²⁴

OS V, 517; VI, 68, 925; VIII, 63.

14-17 Alkylation and Arylation of Aromatic Compounds by Peroxides

Alkylation or Alkyl-de-hydrogenation



This reaction is most often carried out with R = aryl, so the net result is the same as in **13-27**, though the reagent is different.³²⁵ It is used less often than **13-27**, but

³¹⁹See the discussions, in Nigh, W.G., in Trahanovsky, W.S. *Oxidation in Organic Chemistry*, pt. B, Academic Press, NY, **1973**, pp. 27–31; Fedenok, L.G.; Berdnikov, V.M.; Shvartsberg, M.S. *J. Org. Chem. USSR* **1973**, 9, 1806; Clifford, A.A.; Waters, W.A. *J. Chem. Soc.* **1963**, 3056.

³²⁰Bohlmann, F.; Schönowsky, H.; Inhoffen, E.; Grau, G. *Chem. Ber.* **1964**, 97, 794.

³²¹Wieghardt, K.; Chaudhuri, P. *Prog. Inorg. Chem.* **1987**, 37, 329.

³²²Fomina, L.; Vazquez, B.; Tkatchouk, E.; Fomine, S. *Tetrahedron* **2002**, 58, 6741.

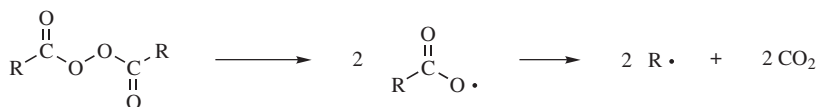
³²³Nishihara, Y.; Ikegashira, K.; Hirabayashi, K.; Ando, J.-i.; Mori, A.; Hiyama, T. *J. Org. Chem.* **2000**, 65, 1780.

³²⁴Heuft, M.A.; Collins, S.K.; Yap, G.P.A.; Fallis, A.E. *Org. Lett.* **2001**, 3, 2883.

³²⁵For reviews, see Bolton, R.; Williams, G.H. *Chem. Soc. Rev.* **1986**, 15, 261; Hey, D.H. *Adv. Free-Radical Chem.* **1966**, 2, 47.

the scope is similar. When R = alkyl, the scope is more limited.³²⁶ Only certain aromatic compounds, particularly benzene rings with two or more nitro groups, and fused ring systems, can be alkylated by this procedure. 1,4-Quinones can be alkylated with diacyl peroxides or with lead tetraacetate (methylation occurs with this reagent).

The mechanism is as shown on p. 940 (CIDNP has been observed³²⁷); the radicals are produced by



Since no relatively stable free radical is present (such as $\bullet\text{O}-\text{N}=\text{N}-\text{Ar}$ in **13-27**), most of the product arises from dimerization and disproportionation.³²⁸ The addition of a small amount of nitrobenzene increases the yield of arylation product because the nitrobenzene is converted to diphenyl nitroxide, which abstracts the hydrogen from **5** and reduces the extent of side reactions.³²⁹

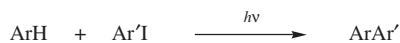


Aromatic compounds can also be arylated by aryllead tricarboxylates.³³⁰ Best yields (~70–85%) are obtained when the substrate contains alkyl groups; an electrophilic mechanism is likely. Phenols are phenylated ortho to the OH group (and enols are a phenylated) by triphenylbismuth dichloride or by certain other Bi(V) reagents.³³¹ *O*-Phenylation is a possible side reaction. As with the aryllead tricarboxylate reactions, a free-radical mechanism is unlikely.³³²

OS V, 51. See also, OS V, 952; VI, 890.

14-18 Photochemical Arylation of Aromatic Compounds

Arylation or Aryl-de-hydrogenation



³²⁶For reviews of the free-radical alkylation of aromatic compounds, see Tiecco, M.; Testaferri, L. *React. Intermed. (Plenum)* **1983**, 3, 61; Dou, H.J.; Vernin, G.; Metzger, J. *Bull. Soc. Chim. Fr.* **1971**, 4593.

³²⁷Kaptein, R.; Freeman, R.; Hill, H.D.W.; Bargon, J. *J. Chem. Soc., Chem. Commun.* **1973**, 953.

³²⁸We have given the main steps that lead to biphenyls. The mechanism is actually more complicated than this and includes >100 elementary steps resulting in many side products, including those mentioned on p. \$\$\$: DeTar, D.F.; Long, R.A.J.; Rendleman, J.; Bradley, J.; Duncan, P. *J. Am. Chem. Soc.* **1967**, 89, 4051; DeTar, D.F. *J. Am. Chem. Soc.* **1967**, 89, 4058. See also, Jandu, K.S.; Nicolopoulou, M.; Perkins, M.J. *J. Chem. Res. (S)* **1985**, 88.

³²⁹Chalfont, G.R.; Hey, D.H.; Liang, K.S.Y.; Perkins, M.J. *J. Chem. Soc. B* **1971**, 233.

³³⁰Bell, H.C.; Kalman, J.R.; May, G.L.; Pinhey, J.T.; Sternhell, S. *Aust. J. Chem.* **1979**, 32, 1531.

³³¹For a review, see Abramovitch, R.A.; Barton, D.H.R.; Finet, J. *Tetrahedron* **1988**, 44, 3039, pp. 3040–3047.

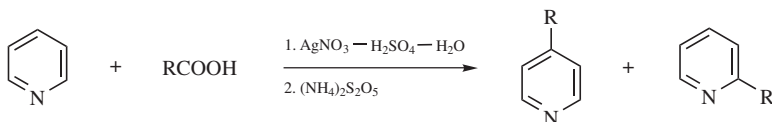
³³²Barton, D.H.R.; Finet, J.; Giannotti, C.; Halley, F. *J. Chem. Soc. Perkin Trans. 1* **1987**, 241.

Another free-radical arylation method consists of the photolysis of aryl iodides in an aromatic solvent.³³³ Yields are generally higher than in **13-27** or **14-17**. The aryl iodide may contain OH or COOH groups. The coupling reaction of iodobenzene and azulene to give a phenylazulene was reported (41% conversion and 85% yield).³³⁴ The mechanism is similar to that of **13-27**. The aryl radicals are generated by the photolytic cleavage $\text{ArI} \rightarrow \text{AR}\cdot + \text{I}\cdot$. The reaction has been applied to intramolecular arylation (analogous to the Pschorr reaction).³³⁵ A similar reaction is photolysis of an arylthallium bis(trifluoroacetate) (**12-23**) in an aromatic solvent. Here too, an unsymmetrical biaryl is produced in good yields.³³⁶ In this case, it is the C—Tl bond that is cleaved to give aryl radicals.

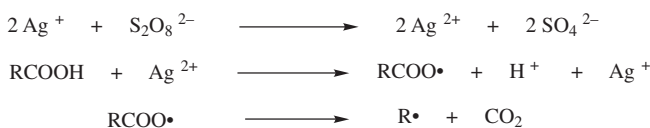


14-19 Alkylation, Acylation, and Carbalkoxylation of Nitrogen Heterocycles³³⁷

Alkylation or Alkyl-de-hydrogenation, and so on



Alkylation of protonated nitrogen heterocycles (e.g., pyridines, quinolines) can be accomplished by treatment with a carboxylic acid, silver nitrate, sulfuric acid, and ammonium peroxydisulfate.³³⁸ The R group can be primary, secondary, or tertiary. The attacking species is $\text{R}\cdot$, formed by³³⁹



³³³Wolf, W.; Kharasch, N. *J. Org. Chem.* **1965**, *30*, 2493. For a review, see Sharma, R.K.; Kharasch, N. *Angew. Chem. Int. Ed.* **1968**, *7*, 36.

³³⁴Ho, T.-I.; Ku, C.-K.; Liu, R.S.H. *Tetrahedron Lett.* **2001**, *42*, 715.

³³⁵See, for example, Kupchan, S.M.; Wormser, H.C. *J. Org. Chem.* **1965**, *30*, 3792; Jeffs, P.W.; Hansen, J.F. *J. Am. Chem. Soc.* **1967**, *89*, 2798; Thyagarajan, B.S.; Kharasch, N.; Lewis, H.B.; Wolf, W. *Chem. Commun.* **1967**, 614.

³³⁶Taylor, E.C.; Kienzle, F.; McKillop, A. *J. Am. Chem. Soc.* **1970**, *92*, 6088.

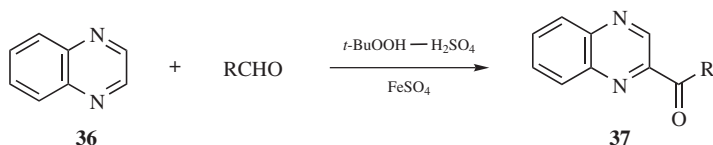
³³⁷For reviews; see Heinisch, G. *Heterocycles* **1987**, *26*, 481; Minisci, F.; Vismara, E.; Fontana, F. *Heterocycles* **1989**, *28*, 489; Minisci, F. *Top. Curr. Chem.* **1976**, *62*, 1, pp. 17; *Synthesis* **1973**, *1*, pp. 12–19. For a review of substitution of carbon groups on nitrogen heterocycles see Vorbrüggen, H.; Maas, M. *Heterocycles* **1988**, *27*, 2659.

³³⁸Fontana, F.; Minisci, F.; Barbosa, M.C.N.; Vismara, E. *Tetrahedron* **1990**, *46*, 2525.

³³⁹Anderson, J.M.; Kochi, J.K. *J. Am. Chem. Soc.* **1970**, *92*, 1651.

A hydroxymethyl group can be introduced ($\text{ArH} \rightarrow \text{ArCH}_2\text{OH}$) by several variations of this method.³⁴⁰ Alkylation of these substrates can also be accomplished by generating the alkyl radicals in other ways: from hydroperoxides and FeSO_4 ,³⁴¹ from alkyl iodides and $\text{H}_2\text{O}_2\text{-Fe(II)}$,³⁴² from carboxylic acids and lead tetraacetate, or from the photochemically induced decarboxylation of carboxylic acids by iodosobenzene diacetate.³⁴³

Protonated nitrogen heterocycles, such as quinoxaline (**36**), can be acylated by treatment with an aldehyde, *tert*-butyl hydroperoxide, sulfuric acid, and ferrous sulfate, in this case giving **37**.³⁴⁴

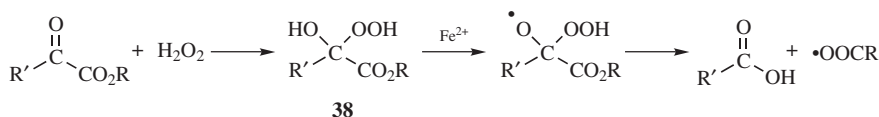


Photochemical alkylation of protonated quinoline occurred with $\text{Ph}_2\text{Se}(\text{O}_2\text{C}-\text{C}_6\text{H}_{11})_2$.³⁴⁵

Other positively charged heterocycles react as well. When *N*-fluoropyridinium triflate was treated with the enolate anion of acetone, 2-(2-oxopropyl)pyridine was formed in modest yield.³⁴⁶

These alkylation and acylation reactions are important because Friedel–Crafts alkylation and acylation (**11-11**, **11-17**) cannot be applied to most nitrogen heterocycles (see also **13-17**).

Protonated nitrogen heterocycles can be carbalkoxylated³⁴⁷ by treatment with esters of α -keto acids and Fenton's reagent. Pyridine is carbalkoxylated at C-2 and C-4, for example. The attack is by $\bullet\text{COOR}$ radicals generated from the esters via a hydroperoxide (**38**).



³⁴⁰See Citterio, A.; Gentile, A.; Minisci, F.; Serravalle, M.; Ventura, S. *Tetrahedron* **1985**, *41*, 617; Katz, R.B.; Mistry, J.; Mitchell, M.B. *Synth. Commun.* **1989**, *19*, 317.

³⁴¹Minisci, F.; Selva, A.; Porta, O.; Barilli, P.; Gardini, G.P. *Tetrahedron* **1972**, *28*, 2415.

³⁴²Fontana, F.; Minisci, F.; Barbosa, M.C.N.; Vismara, E. *Acta Chem. Scand.* **1989**, *43*, 995.

³⁴³Minisci, F.; Vismara, E.; Fontana, F.; Barbosa, M.C.N. *Tetrahedron Lett.* **1989**, *30*, 4569.

³⁴⁴Caronna, T.; Gardini, G.P.; Minisci, F. *Chem. Commun.* **1969**, 201; Arnoldi, A.; Bellatti, M.; Caronna, T.; Citterio, A.; Minisci, F.; Porta, O.; Sesana, G. *Gazz. Chim. Ital.* **1977**, *107*, 491.

³⁴⁵Togo, H.; Miyagawa, N.; Yokoyama, M. *Chem. Lett.* **1992**, 1677.

³⁴⁶Kiselyov, A.S.; Strekowski, L. *J. Org. Chem.* **1993**, *58*, 4476.

³⁴⁷Bernardi, R.; Caronna, T.; Galli, R.; Minisci, F.; Perchinunno, M. *Tetrahedron Lett.* **1973**, 645; Heinisch, G.; Löttsch, G. *Angew. Chem. Int. Ed.* **1985**, *24*, 692.

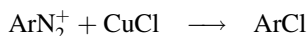
Similarly, a carbamoyl group can be introduced³⁴⁸ by the use of the radicals $\text{H}_2\text{N}-\overset{\text{O}}{\parallel}{\text{C}}\cdot$ or $\text{Me}_2\text{N}-\overset{\text{O}}{\parallel}{\text{C}}\cdot$ generated from formamide or DMF and H_2SO_4 , H_2O_2 , and FeSO_4 or other oxidants.

N₂ AS LEAVING GROUP³⁴⁹

In these reactions diazonium salts are cleaved to aryl radicals,³⁵⁰ in most cases with the assistance of copper salts. Reactions **13-27** and **13-26** may also be regarded as belonging to this category with respect to the attacking compound. For nucleophilic substitutions of diazonium salts (see **13-20–13-23**). Removal of nitrogen and replacement with a hydrogen atom is a reduction, found in Chapter 19.

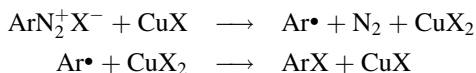
14-20 Replacement of the Diazonium Group by Chlorine or Bromine

Chloro-de-diazoniation, and so on



Treatment of diazonium salts with cuprous chloride or bromide leads to aryl chlorides or bromides, respectively. In either case, the reaction is called the *Sandmeyer reaction*.³⁵¹ The reaction can also be carried out with copper and HBr or HCl, in which case it is called the *Gatterman reaction* (not to be confused with **11-18**). The Sandmeyer reaction is not useful for the preparation of fluorides or iodides, but for bromides and chlorides it is of wide scope and is probably the best way of introducing bromine or chlorine into an aromatic ring. The yields are usually high.

The mechanism is not known with certainty, but is believed to take the following course:³⁵²



³⁴⁸Minisci, F.; Citterio, A.; Vismara, E.; Giordano, C. *Tetrahedron* **1985**, *41*, 4157.

³⁴⁹For a review, see Wulfman, D.S., in Patai, S. *The Chemistry of Diazonium and Diazo Groups*, pt. 1, Wiley, NY, **1978**, pp. 286–297.

³⁵⁰For reviews, see Galli, C. *Chem. Rev.* **1988**, *88*, 765; Zollinger, H. *Acc. Chem. Res.* **1973**, *6*, 355, pp. 339–341.

³⁵¹Rate constants for this reaction have been determined. See Hanson, P.; Hammond, R.C.; Goodacre, P.R.; Purcell, J.; Timms, A.W. *J. Chem. Soc. Perkin Trans. 2* **1994**, 691.

³⁵²Dickerman, S.C.; Weiss, K.; Ingberman, A.K. *J. Am. Chem. Soc.* **1958**, *80*, 1904; Kochi, J.K. *J. Am. Chem. Soc.* **1957**, *79*, 2942; Dickerman, S.C.; DeSouza, D.J.; Jacobson, N. *J. Org. Chem.* **1969**, *34*, 710; Galli, C. *J. Chem. Soc. Perkin Trans. 2* **1981**, 1459; **1982**, 1139; **1984**, 897. See also, Hanson, P.; Jones, J.R.; Gilbert, B.C.; Timms, A.W. *J. Chem. Soc. Perkin Trans. 2* **1991**, 1009.

The first step involves a reduction of the diazonium ion by the cuprous ion, which results in the formation of an aryl radical. In the second step, the aryl radical abstracts halogen from cupric chloride, reducing it. The CuX is regenerated and is thus a true catalyst.

Aryl bromides and chlorides can be prepared from primary aromatic amines in one step by several procedures,³⁵³ including treatment of the amine (1) with *tert*-butyl nitrite and anhydrous CuCl₂ or CuBr₂ at 65°C,³⁵⁴ and (2) with *tert*-butyl thionitrite or *tert*-butyl thionitrate and CuCl₂ or CuBr₂ at room temperature.³⁵⁵ These procedures are, in effect, a combination of **13-19** and the Sandmeyer reaction. A further advantage is that cooling to 0°C is not needed. A mixture of Me₃SiCl and NaNO₂ was used to convert aniline to chlorobenzene in a related reaction.³⁵⁶

For the preparation of fluorides and iodides from diazonium salts (see **13-32** and **13-31**).



It is noted that the reaction of aryl diazonium salts with CuCN to give benzonitrile derivatives is also called the *Sandmeyer reaction*. It is usually conducted in neutral solution to avoid liberation of HCN.

OS **I**, 135, 136, 162, 170; **II**, 130; **III**, 185; **IV**, 160. Also see, OS **III**, 136; **IV**, 182. For the reaction with CuCN, see OS **I**, 514.

14-21 Replacement of the Diazonium Group by Nitro

Nitro-de-diazonation



Nitro compounds can be formed in good yields by treatment of diazonium salts with sodium nitrite in the presence of cuprous ion. The reaction occurs only in neutral or alkaline solution. This is not usually called the Sandmeyer reaction, although, like **14-20**, it was discovered by Sandmeyer. Tetrafluoroborate (BF₄⁻) is often used as the negative ion since the diminished nucleophilicity avoids competition from the chloride ion. The mechanism is probably like that of **14-20**.³⁵⁷ If electron-withdrawing groups are present, the catalyst is not needed; NaNO₂ alone gives nitro compounds in high yields.³⁵⁸

³⁵³For other procedures, see Brackman, W.; Smit, P.J. *Recl. Trav. Chim. Pays-Bas*, **1966**, 85, 857; Cadogan, J.I.G.; Roy, D.A.; Smith, D.M. *J. Chem. Soc. C* **1966**, 1249.

³⁵⁴Doyle, M.P.; Siegfried, B.; Dellaria, Jr, J.F. *J. Org. Chem.* **1977**, 42, 2426.

³⁵⁵Oae, S.; Shinhama, K.; Kim, Y.H. *Bull. Chem. Soc. Jpn.* **1980**, 53, 1065.

³⁵⁶Lee, J.G.; Cha, H.T. *Tetrahedron Lett.* **1992**, 33, 3167.

³⁵⁷For discussions, see Oppenorth, H.; Rüdhardt, C. *Liebigs Ann. Chem.* **1974**, 1333; Singh, P.R.; Kumar, R.; Khanna, R.K. *Tetrahedron Lett.* **1982**, 23, 5191.

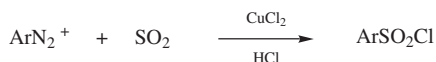
³⁵⁸Bagal, L.I.; Pevzner, M.S.; Frolov, A.N. *J. Org. Chem. USSR* **1969**, 5, 1767.

An alternative procedure used electrolysis, in 60% HNO₃ to convert 1-amino-naphthalene to naphthalene.³⁵⁹

OS II, 225; III, 341.

14-22 Replacement of the Diazonium Group by Sulfur-Containing Groups

Chlorosulfo-de-diazoniatio

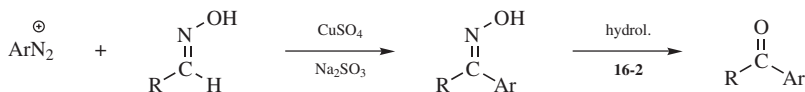


Diazonium salts can be converted to sulfonyl chlorides by treatment with sulfur dioxide in the presence of cupric chloride.³⁶⁰ The use of FeSO₄ and copper metal instead of CuCl₂ gives sulfonic acids (ArSO₂H)³⁶¹ (see also, **13-21**).

OS V, 60; VII, 508.

14-23 Conversion of Diazonium Salts to Aldehydes, Ketones, or Carboxylic Acids

Acyl-de-diazoniatio, and so on



Diazonium salts react with oximes to give aryl oximes, which are easily hydrolyzed to aldehydes (R = H) or ketones.³⁶² A copper sulfate-sodium sulfite catalyst is essential. In most cases higher yields (40–60%) are obtained when the reaction is used for aldehydes than for ketones. In another method³⁶³ for achieving the conversion ArN₂⁺ → ArCOR, diazonium salts are treated with R₄Sn and CO with palladium acetate as catalyst.³⁶⁴ In a different kind of reaction, silyl enol ethers of aryl ketones Ar'C(OSiMe₃)=CHR react with solid diazonium fluoroborates (ArN₂⁺BF₄⁻) to give ketones (ArCHRCOAr').³⁶⁵ This is, in effect, an arylation of the aryl ketone.

Carboxylic acids can be prepared in moderate-to-high yields by treatment of diazonium fluoroborates with carbon monoxide and palladium acetate³⁶⁶ or

³⁵⁹Torii, S.; Okumoto, H.; Satoh, H.; Minoshima, T.; Kurozumi, S. *SynLett*, **1995**, 439.

³⁶⁰Gilbert, E.E. *Synthesis* **1969**, 1, p. 6.

³⁶¹Wittig, G.; Hoffmann, R.W. *Org. Synth.* **V**, 60.

³⁶²Beech, W.F. *J. Chem. Soc.* **1954**, 1297.

³⁶³For still another method, see Citterio, A.; Serravalle, M.; Vimara, E. *Tetrahedron Lett.* **1982**, 23, 1831.

³⁶⁴Kikukawa, K.; Idemoto, T.; Katayama, A.; Kono, K.; Wada, F.; Matsuda, T. *J. Chem. Soc. Perkin Trans. J* **1987**, 1511.

³⁶⁵Sakakura, T.; Hara, M.; Tanaka, M. *J. Chem. Soc., Chem. Commun.* **1985**, 1545.

³⁶⁶Nagira, K.; Kikukawa, K.; Wada, F.; Matsuda, T. *J. Org. Chem.* **1980**, 45, 2365.

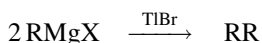
copper(II) chloride.³⁶⁷ The mixed anhydride ArCOOCOMe is an intermediate that can be isolated. Other mixed anhydrides can be prepared by the use of other salts instead of sodium acetate.³⁶⁸ An arylpalladium compound is probably an intermediate.³⁶⁸

OS V, 139.

METALS AS LEAVING GROUPS

14-24 Coupling of Grignard Reagents

De-metallo-coupling



This organometallic coupling reaction is clearly related to the Wurtz coupling, discussed in **10-56**, and the coupling of other organometallic compounds is discussed in **14-25**. Grignard reagents can be coupled to give symmetrical dimers³⁶⁹ by treatment with either thallium(I) bromide³⁷⁰ or with a transition-metal halide, such as CrCl₂, CrCl₃, CoCl₂, CoBr₂, or CuCl₂.³⁷¹ The metallic halide is an oxidizing agent and becomes reduced. Both aryl and alkyl Grignard reagents can be dimerized by either procedure, though the TlBr method cannot be applied to R = primary alkyl or to aryl groups with ortho substituents. Aryl Grignard reagents can also be dimerized by treatment with 1,4-dichloro-2-butene, 1,4-dichloro-2-butyne, or 2,3-dichloropropene.³⁷² Vinylic and alkynyl Grignard reagents can be coupled (to give 1,3-dienes and 1,3-diyne, respectively) by treatment with thionyl chloride.³⁷³ Primary alkyl, vinylic, aryl, and benzylic Grignard reagents give symmetrical dimers in high yield (~90%) when treated with a silver(I) salt (e.g., AgNO₃, AgBr, AgClO₄) in the presence of a nitrogen-containing oxidizing agent, such as lithium nitrate, methyl nitrate, or NO₂.³⁷⁴ This method has been used to close rings of four, five, and six members.³⁷⁵

³⁶⁷Olah, G.A.; Wu, A.; Bagno, A.; Prakash, G.K.S. *Synlett*, **1990**, 596.

³⁶⁸Kikukawa, K.; Kono, K.; Nagira, K.; Wada, F.; Matsuda, T. *J. Org. Chem.* **1981**, *46*, 4413.

³⁶⁹For a list of reagents, with references, see Larock, R.C. *Comprehensive Organic Transformations*, 2nd ed, Wiley-VCH, NY, **1999**, pp. 85–88.

³⁷⁰McKillop, A.; Elsom, L.F.; Taylor, E.C. *Tetrahedron* **1970**, *26*, 4041.

³⁷¹For reviews, see Kauffmann, T. *Angew. Chem. Int. Ed.* **1974**, *13*, 291; Elsom, L.F.; Hunt, J.D.; McKillop, A. *Organomet. Chem. Rev. Sect. A* **1972**, *8*, 135; Nigh, W.G., in Trahanovsky, W.S. *Oxidation in Organic Chemistry*, pt. B, Academic Press, NY, **1973**, pp. 85–91.

³⁷²Taylor, S.K.; Bennett, S.G.; Heinz, K.J.; Lashley, L.K. *J. Org. Chem.* **1981**, *46*, 2194; Cheng, J.; Luo, F. *Tetrahedron Lett.* **1988**, *29*, 1293.

³⁷³Uchida, A.; Nakazawa, T.; Kondo, I.; Iwata, N.; Matsuda, S. *J. Org. Chem.* **1972**, *37*, 3749.

³⁷⁴Tamura, M.; Kochi, J.K. *Bull. Chem. Soc. Jpn.* **1972**, *45*, 1120.

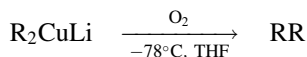
³⁷⁵Whitesides, G.M.; Gutowski, F.D. *J. Org. Chem.* **1976**, *41*, 2882.

The mechanisms of the reactions with metal halides, at least in some cases, probably begin with conversion of RMgX to the corresponding RM (**12-36**), followed by its decomposition to free radicals.³⁷⁶

OS VI, 488.

14-25 Coupling of Other Organometallic Reagents³³²

De-metallo-coupling



Lithium dialkylcopper reagents can be oxidized to symmetrical dimers by O_2 at -78°C in THF.³⁷⁷ The reaction is successful for R = primary and secondary alkyl, vinylic, or aryl. Other oxidizing agents, for example, nitrobenzene, can be used instead of O_2 . Vinylic copper reagents dimerize on treatment with oxygen, or simply on standing at 0°C for several days or at 25°C for several hours, to yield 1,3-dienes.³⁷⁸ The finding of retention of configuration for this reaction demonstrates that free-radical intermediates are not involved.

The coupling reaction of Grignard reagents was discussed in **14-24**. Lithium organoaluminates (LiAlR_4) are dimerized to RR by treatment with $\text{Cu}(\text{OAc})_2$.³⁷⁹ Terminal vinylic alanes (prepared by **15-17**) can be dimerized to 1,3-dienes with CuCl in THF.³⁸⁰ Symmetrical 1,3-dienes can also be prepared in high yields by treatment of vinylic mercury chlorides³⁸¹ with LiCl and a rhodium catalyst³⁸² and by treatment of vinylic tin compounds with a palladium catalyst.³⁸³ Arylmercuric salts are converted to biaryls by treatment with copper and a catalytic amount of PdCl_2 .³⁸⁴ Vinylic, alkynyl, and aryl tin compounds were dimerized with

³⁷⁶For a review of the mechanism, see Kashin, A.N.; Beletskaya, I.P. *Russ. Chem. Rev.* **1982**, *51*, 503.

³⁷⁷Whitesides, G.M.; San Filippo, Jr, J.; Casey, C.P.; Panek, E.J. *J. Am. Chem. Soc.* **1967**, *89*, 5302. See also, Kauffmann, T.; Kuhlmann, D.; Sahm, W.; Schrecken, H. *Angew. Chem. Int. Ed.* **1968**, *7*, 541; Bertz, S.H.; Gibson, C.P. *J. Am. Chem. Soc.* **1986**, *108*, 8286.

³⁷⁸Whitesides, G.M.; Casey, C.P.; Krieger, J.K. *J. Am. Chem. Soc.* **1971**, *93*, 1379; Walborsky, H.M.; Banks, R.B.; Banks, M.L.A.; Duraisamy, M. *Organometallics* **1982**, *1*, 667; Rao, S.A.; Periasamy, M. *J. Chem. Soc., Chem. Commun.* **1987**, 495. See also, Lambert, G.J.; Duffley, R.P.; Dalzell, H.C.; Razdan, R.K. *J. Org. Chem.* **1982**, *47*, 3350.

³⁷⁹Sato, F.; Mori, Y.; Sato, M. *Chem. Lett.* **1978**, 1337.

³⁸⁰Zweifel, G.; Miller, R.L. *J. Am. Chem. Soc.* **1970**, *92*, 6678.

³⁸¹For reviews of coupling with organomercury compounds, see Russell, G.A. *Acc. Chem. Res.* **1989**, *22*, 1; Larock, R.C. *Organomercury Compounds in Organic Synthesis*, Springer, NY, **1985**, pp. 240–248.

³⁸²Larock, R.C.; Bernhardt, J.C. *J. Org. Chem.* **1977**, *42*, 1680. For extension to unsymmetrical 1,3-dienes, see Larock, R.C.; Riefling, B. *J. Org. Chem.* **1978**, *43*, 1468.

³⁸³Tolstikov, G.A.; Miftakhov, M.S.; Danilova, N.A.; Vel'der, Ya.L.; Spirikhin, L.V. *Synthesis* **1989**, 633.

³⁸⁴Kretschmer, R.A.; Glowinski, R. *J. Org. Chem.* **1976**, *41*, 2661. See also, Bumagin, N.A.; Kalinovskii, I.O.; Beletskaya, I.P. *J. Org. Chem. USSR* **1982**, *18*, 1151; Larock, R.C.; Bernhardt, J.C. *J. Org. Chem.* **1977**, *42*, 1680.

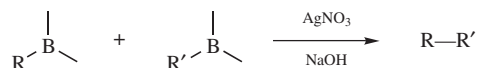
$\text{Cu}(\text{NO}_3)_2$.³⁸⁵ Alkyl- and aryllithium compounds can be dimerized by transition-metal halides in a reaction similar to **14-24**.³⁸⁶ Triarylbismuth compounds Ar_3Bi react with palladium(0) complexes to give biaryls ArAr .³⁸⁷ Diethylzinc reacted with $\text{Ph}_2\text{I}^+ \text{BF}_4^-$ in the presence of palladium acetate, to give biphenyl.³⁸⁸

Unsymmetrical coupling of vinylic, alkynyl, and arylmercury compounds was achieved in moderate-to-good yields by treatment with alkyl and vinylic dialkylcopper reagents, for example, $\text{PhCH}=\text{CHHgCl} + \text{Me}_2\text{CuLi} \rightarrow \text{PhCH}=\text{CHMe}$.³⁸⁹ Unsymmetrical biaryls were prepared by treating a cyanocuprate ($\text{ArCu}(\text{CN})\text{Li}$, prepared from ArLi and CuCN) with an aryllithium ($\text{Ar}'\text{Li}$).³⁹⁰

A radical coupling reaction has been reported, in which an aryl halide reacted with Bu_3SnH , AIBN, and benzene, followed by treatment with methyllithium to give the biaryl.³⁹¹

14-26 Coupling of Boranes

Alkyl-de-dialkylboration



Alkylboranes can be coupled by treatment with silver nitrate and base.³⁹² Since alkylboranes are easily prepared from alkenes (**15-16**), this is essentially a way of coupling and reducing alkenes; in fact, alkenes can be hydroborated and coupled in the same flask. For symmetrical coupling ($\text{R} = \text{R}'$) yields range from 60 to 80% for terminal alkenes and from 35 to 50% for internal ones. Unsymmetrical coupling has also been carried out,³⁹³ but with lower yields. Arylboranes react similarly, yielding biaryls.³⁹⁴ The mechanism is probably of the free-radical type.

Dimerization of two vinylborane units to give a conjugated diene can be achieved by treatment of divinylchloroboranes (prepared by addition of BH_2Cl to alkynes; see **15-16**) with methylcopper. (*E,E*)-1,3-Dienes are prepared in high

³⁸⁵Ghosal, S.; Luke, G.P.; Kyler, K.S. *J. Org. Chem.* **1987**, *52*, 4296.

³⁸⁶Morizur, J. *Bull. Soc. Chim. Fr.* **1964**, 1331.

³⁸⁷Barton, D.H.R.; Ozbalik, N.; Ramesh, M. *Tetrahedron* **1988**, *44*, 5661.

³⁸⁸Kang, S.-K.; Hong, R.-K.; Kim, T.-H.; Pyun, S.-J. *Synth. Commun.* **1997**, *27*, 2351.

³⁸⁹Larock, R.C.; Leach, D.R. *Tetrahedron Lett.* **1981**, *22*, 3435; *Organometallics* **1982**, *1*, 74. For another method, see Larock, R.C.; Hershberger, S.S. *Tetrahedron Lett.* **1981**, *22*, 2443.

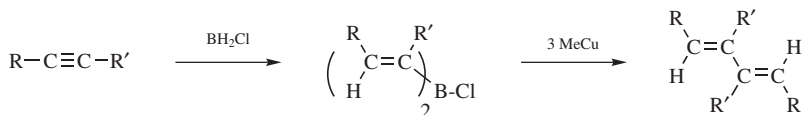
³⁹⁰Lipshutz, B.H.; Siegmann, K.; Garcia, E. *J. Am. Chem. Soc.* **1991**, *113*, 8161.

³⁹¹Studer, A.; Bossart, M.; Vasella, T. *Org. Lett.* **2000**, *2*, 985.

³⁹²Pelter, A.; Smith, K.; Brown, H.C. *Borane Reagents*, Academic Press, NY, **1988**, pp. 306–308.

³⁹³Brown, H.C.; Verbrugge, C.; Snyder, C.H. *J. Am. Chem. Soc.* **1961**, *83*, 1001.

³⁹⁴Breuer, S.W.; Broster, F.A. *Tetrahedron Lett.* **1972**, 2193.

yields.³⁹⁵

In a similar reaction, symmetrical conjugated diynes $\text{RC}\equiv\text{C}-\text{C}\equiv\text{CR}$ can be prepared by reaction of lithium dialkyldialkynylborates, $\text{Li}^+ [\text{R}'_2\text{B}(\text{C}\equiv\text{CR})_2]^-$, with iodine.³⁹⁶

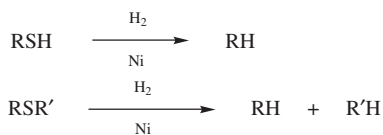
HALOGEN AS LEAVING GROUP

The conversion of RX to RH can occur by a free-radical mechanism but is treated at **19-53**.

SULFUR AS LEAVING GROUP

14-27 Desulfurization

Hydro-de-thio-substitution, and so on



Thiols and thioethers,³⁹⁷ both alkyl and aryl, can be desulfurized by hydrogenolysis with Raney nickel.³⁹⁸ The hydrogen is usually not applied externally, since Raney nickel already contains enough hydrogen for the reaction. Other sulfur compounds can be similarly desulfurized, among them disulfides (RSSR),

³⁹⁵Yamamoto, Y.; Yatagai, H.; Maruyama, K.; Sonoda, A.; Murahashi, S. *J. Am. Chem. Soc.* **1977**, *99*, 5652; *Bull. Chem. Soc. Jpn.* **1977**, *50*, 3427. For other methods of dimerizing vinylic boron compounds, see Rao, V.V.R.; Kumar, C.V.; Devaprabhakara, D. *J. Organomet. Chem.* **1979**, *179*, C7; Campbell, Jr, J.B.; Brown, H.C. *J. Org. Chem.* **1980**, *45*, 549.

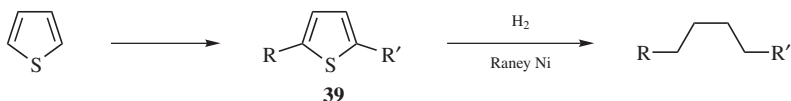
³⁹⁶Pelter, A.; Smith, K.; Tabata, M. *J. Chem. Soc., Chem. Commun.* **1975**, 857. For extensions to unsymmetrical conjugated diynes, see Pelter, A.; Hughes, R.; Smith, K.; Tabata, M. *Tetrahedron Lett.* **1976**, 4385; Sinclair, J.A.; Brown, H.C. *J. Org. Chem.* **1976**, *41*, 1078.

³⁹⁷For a review of the reduction of thioethers, see Block, E., in Patai, S. *The Chemistry of Functional Groups, Supplement E*, pt. 1, Wiley, NY, **1980**, pp. 585–600.

³⁹⁸For reviews, see Belen'kii, L.I., in Belen'kii, L.I. *Chemistry of Organosulfur Compounds*, Ellis Horwood, Chichester, **1990**, pp. 193–228; Pettit, G.R.; van Tamelen, E.E. *Org. React.* **1962**, *12*, 356; Hauptmann, H.; Walter, W.F. *Chem. Rev.* **1962**, *62*, 347.

thiono esters (RCSOR'),³⁹⁹ thioamides (RCDNHR'), sulfoxides, and dithioacetals. The last reaction, which is an indirect way of accomplishing reduction of a carbonyl to a methylene group (see **19-61**), can also give the alkene if an a hydrogen is present.⁴⁰⁰ In most of the examples given, R can also be aryl. Other reagents⁴⁰¹ have also been used,⁴⁰² including samarium in acetic acid for desulfurization of vinyl sulfones.⁴⁰³

An important special case of RSR reduction is desulfurization of thiophene derivatives. This proceeds with concomitant reduction of the double bonds. Many compounds have been made by alkylation of thiophene (see **39**), followed by reduction to the corresponding alkane.



Thiophenes can also be desulfurized to alkenes (RCH₂CH=CHCH₂R' from **39**) with a nickel boride catalyst prepared from nickel(II) chloride and NaBH₄ in methanol.⁴⁰⁴ It is possible to reduce just one SR group of a dithioacetal by treatment with borane-pyridine in trifluoroacetic acid or in CH₂Cl₂ in the presence of AlCl₃.⁴⁰⁵ Phenyl selenides RSePh can be reduced to RH with Ph₃SnH⁴⁰⁶ and with nickel boride.⁴⁰⁷

The exact mechanisms of the Raney nickel reactions are still in doubt, though they are probably of the free-radical type.⁴⁰⁸ It has been shown that reduction of thiophene proceeds through butadiene and butene, not through 1-butanethiol or other sulfur compounds, that is, the sulfur is removed before the double bonds

³⁹⁹See Baxter, S.L.; Bradshaw, J.S. *J. Org. Chem.* **1981**, *46*, 831.

⁴⁰⁰Fishman, J.; Torigoe, M.; Guzik, H. *J. Org. Chem.* **1963**, *28*, 1443.

⁴⁰¹For lists of reagents, with references, see Larock, R.C. *Comprehensive Organic Transformations*, 2nd ed, Wiley-VCH, NY, **1999**, pp. 53–60. For a review with respect to transition-metal reagents, see Luh, T.; Ni, Z. *Synthesis* **1990**, 89. For some very efficient nickel-containing reagents, see Becker, S.; Fort, Y.; Vanderesse, R.; Caubère, P. *J. Org. Chem.* **1989**, *54*, 4848.

⁴⁰²For example, diphosphorus tetraiodide by Suzuki, H.; Tani, H.; Takeuchi, S. *Bull. Chem. Soc. Jpn.* **1985**, *58*, 2421; Shigemasa, Y.; Ogawa, M.; Sashiwa, H.; Saimoto, H. *Tetrahedron Lett.* **1989**, *30*, 1277; NiBr₂-Ph₃P-LiAlH₄ by Ho, K.M.; Lam, C.H.; Luh, T. *J. Org. Chem.* **1989**, *54*, 4474.

⁴⁰³Liu, Y.; Zhang, Y. *Org. Prep. Proceed. Int.* **2001**, *33*, 376.

⁴⁰⁴Schut, J.; Engberts, J.B.F.N.; Wynberg, H. *Synth. Commun.* **1972**, *2*, 415.

⁴⁰⁵Kikugawa, Y. *J. Chem. Soc. Perkin Trans. 1* **1984**, 609.

⁴⁰⁶Clive, D.L.J.; Chittattu, G.; Wong, C.K. *J. Chem. Soc., Chem. Commun.* **1978**, 41.

⁴⁰⁷Back, T.G. *J. Chem. Soc., Chem. Commun.* **1984**, 1417.

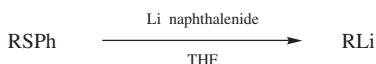
⁴⁰⁸For a review, see Bonner, W.A.; Grimm, R.A., in Kharasch, N.; Meyers, C.Y. *The Chemistry of Organic Sulfur Compounds*, Vol. 2, Pergamon, NY, **1966**, pp. 35–71, 410–413. For a review of the mechanism of desulfurization on molybdenum surfaces, see Friend, C.M.; Roberts, J.T. *Acc. Chem. Res.* **1988**, *21*, 394.

are reduced. This was demonstrated by isolation of the olefins and the failure to isolate any potential sulfur-containing intermediates.⁴⁰⁹

OS IV, 638; V, 419; VI, 109, 581, 601. See also OS VII, 124, 476.

14-28 Conversion of Sulfides to Organolithium Compounds

Lithio-de-phenylthio-substitution

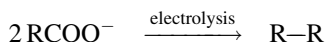


Sulfides can be cleaved, with a phenylthio group replaced by a lithium,⁴¹⁰ by treatment with lithium or lithium naphthalenide in THF.⁴¹¹ Good yields have been obtained with R = primary, secondary, or tertiary alkyl, or allylic,⁴¹² and containing groups, such as double bonds or halogens. Dilithio compounds can be made from compounds containing two separated SPh groups, but it is also possible to replace just one SPh from a compound with two such groups on a single carbon, to give an α -lithio sulfide.⁴¹³ The reaction has also been used to prepare α -lithio ethers and α -lithio organosilanes.⁴¹⁰ For some of these compounds lithium 1-(dimethylamino)naphthalenide is a better reagent than either Li or lithium naphthalenide.⁴¹⁴ The mechanism is presumably of the free-radical type.

CARBON AS LEAVING GROUP

14-29 Decarboxylative Dimerization: The Kolbe Reaction

De-carboxylic-coupling



Electrolysis of carboxylate ions, results in decarboxylation and combination of the resulting radicals to give the coupling product R–R. This coupling

⁴⁰⁹Owens, P.J.; Ahmberg, C.H. *Can. J. Chem.* **1962**, *40*, 941.

⁴¹⁰For a review, see Cohen, T.; Bhupathy, M. *Acc. Chem. Res.* **1989**, *22*, 152.

⁴¹¹Screttas, C.G.; Micha-Screttas, M. *J. Org. Chem.* **1978**, *43*, 1064; **1979**, *44*, 713.

⁴¹²See Cohen, T.; Guo, B. *Tetrahedron* **1986**, *42*, 2803.

⁴¹³See, for example, Cohen, T.; Sherbine, J.P.; Matz, J.R.; Hutchins, R.R.; McHenry, B.M.; Willey, P.R. *J. Am. Chem. Soc.* **1984**, *106*, 3245; Ager, D.J. *J. Chem. Soc. Perkin Trans. 1* **1986**, 183; Screttas, C.G.; Micha-Screttas, M. *J. Org. Chem.* **1978**, *43*, 1064; **1979**, *44*, 713.

⁴¹⁴See Cohen, T.; Matz, J.R. *Synth. Commun.* **1980**, *10*, 311.

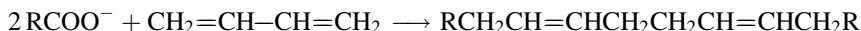
reaction is called the *Kolbe reaction* or the *Kolbe electrosynthesis*.⁴¹⁵ It is used to prepare symmetrical R–R, where R is straight chained, since little or no yield is obtained when there is a branching. The reaction is not successful for R = aryl. Many functional groups may be present, though many others inhibit the reaction.⁴¹⁵ Unsymmetrical RR' have been made by coupling mixtures of acid salts.

A free-radical mechanism is involved:



There is much evidence⁴¹⁶ for this mechanism, including side products (RH, alkenes) characteristic of free-radical intermediates and the fact that electrolysis of acetate ion in the presence of styrene caused some of the styrene to polymerize to polystyrene (such polymerizations can be initiated by free radicals, see p. 1015). Other side products (ROH, RCOOR) are sometimes found, stemming from further oxidation of the radical R• to a carbocation R⁺.⁴¹⁷

When the reaction is conducted in the presence of 1,3-dienes, additive dimerization can occur:⁴¹⁸



The radical R• adds to the conjugated system to give RCH₂CH=CHCH₂•, which dimerizes. Another possible product is RCH₂CH=CHCH₂R, from coupling of the two kinds of radicals.⁴¹⁹

In a nonelectrolytic reaction, which is limited to R = primary alkyl, the thiohydroxamic esters **40** give dimers when irradiated at –64°C in an argon

⁴¹⁵For reviews, see Nuding, G.; Vögtle, F.; Danielmeier, K.; Steckhan, E. *Synthesis* **1996**, 71; Schäfer, H.J. *Top. Curr. Chem.* **1990**, 152, 91; *Angew. Chem. Int. Ed.* **1981**, 20, 911; Fry, A.J. *Synthetic Organic Electrochemistry*, 2nd ed, Wiley, NY, **1989**, pp. 238–253; Ebersson, L.; Utley, J.H.P., in Baizer, M.M.; Lund, H. *Organic Electrochemistry*, Marcel Dekker, NY, **1983**, pp. 435–462; Gilde, H. *Methods Free-Radical Chem.* **1972**, 3, 1; Ebersson, L., in Patai, S. *The Chemistry of Carboxylic Acids and Esters*, Wiley, NY, **1969**, pp. 53–101; Vijn, A.K.; Conway, B.E. *Chem. Rev.* **1967**, 67, 623.

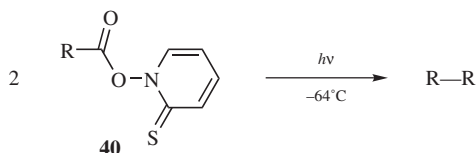
⁴¹⁶For other evidence, see Kraeutler, B.; Jaeger, C.D.; Bard, A.J. *J. Am. Chem. Soc.* **1978**, 100, 4903.

⁴¹⁷See Corey, E.J.; Bauld, N.L.; La Londe, R.T.; Casanova, Jr, J.; Kaiser, E.T. *J. Am. Chem. Soc.* **1960**, 82, 2645.

⁴¹⁸Lindsey, Jr, R.V.; Peterson, M.L. *J. Am. Chem. Soc.* **1959**, 81, 2073; Khrizolitova, M.A.; Mirkind, L.A.; Fioshin, M.Ya. *J. Org. Chem. USSR* **1968**, 4, 1640; Bruno, F.; Dubois, J.E. *Bull. Soc. Chim. Fr.* **1973**, 2270.

⁴¹⁹Smith, W.B.; Gilde, H. *J. Am. Chem. Soc.* **1959**, 81, 5325; **1961**, 83, 1355; Schäfer, H.; Pistorius, R. *Angew. Chem. Int. Ed.* **1972**, 11, 841.

atmosphere:⁴²⁰




In another nonelectrolytic process, aryl acetic acids are converted to *vic*-diaryl compounds $2\text{ArCR}_2\text{COOH} \rightarrow \text{ArCR}_2\text{CR}_2\text{Ar}$ by treatment with sodium persulfate $\text{Na}_2\text{S}_2\text{O}_8$ and a catalytic amount of AgNO_3 .⁴²¹ Photolysis of carboxylic acids in the presence of Hg_2F_2 leads to the dimeric alkane via decarboxylation.⁴²² Both of these reactions involve dimerization of free radicals. In still another process, electron-deficient aromatic acyl chlorides are dimerized to biaryls ($2\text{ArCOCl} \rightarrow \text{Ar}-\text{Ar}$) by treatment with a disilane R_3SiSiR_3 and a palladium catalyst.⁴²³

OS III, 401; V, 445, 463; VII, 181.

14-30 The Hunsdiecker Reaction

Bromo-de-carboxylation



Reaction of a silver salt of a carboxylic acid with bromine is called the *Hunsdiecker reaction*⁴²⁴ and is a way of decreasing the length of a carbon chain by one unit.⁴²⁵ The reaction is of wide scope, giving good results for *n*-alkyl R from 2 to 18 carbons and for many branched R too, producing primary, secondary, and tertiary bromides. Many functional groups may be present as long as they are not a substituted. The group R may also be aryl. However, if R contains unsaturation, the reaction seldom gives good results. Although bromine is the most often used halogen, chlorine and iodine have also been used. Catalytic Hunsdiecker reactions are known.⁴²⁶

When iodine is the reagent, the ratio between the reactants is very important and determines the products. A 1:1 ratio of salt/iodine gives the alkyl halide, as above.

⁴²⁰Barton, D.H.R.; Bridon, D.; Fernandez-Picot, I.; Zard, S.Z. *Tetrahedron* **1987**, *43*, 2733.

⁴²¹Fristad, W.E.; Klang, J.A. *Tetrahedron Lett.* **1983**, *24*, 2219.

⁴²²Habibi, M.H.; Farhadi, S. *Tetrahedron Lett.* **1999**, *40*, 2821.

⁴²³Krafft, T.E.; Rich, J.D.; McDermott, P.J. *J. Org. Chem.* **1990**, *55*, 5430.

⁴²⁴This reaction was first reported by the Russian composer-chemist Alexander Borodin: *Liebigs Ann. Chem.* **1861**, *119*, 121.

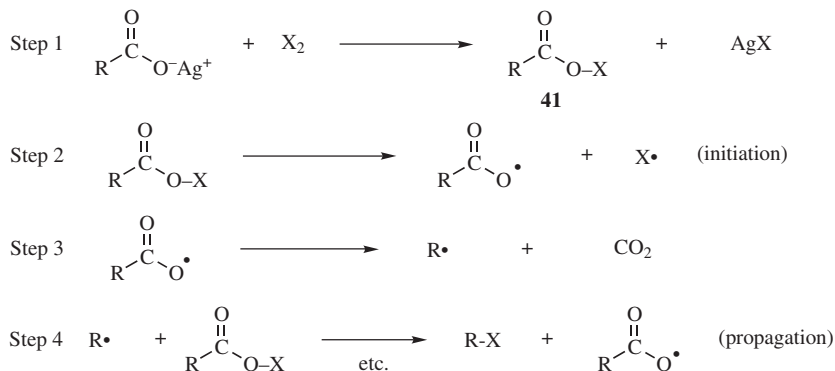
⁴²⁵For reviews, see Wilson, C.V. *Org. React.* **1957**, *9*, 332; Johnson, R.G.; Ingham, R.K. *Chem. Rev.* **1956**, *56*, 219. Also see, Naskar, D.; Chowdhury, S.; Roy, S. *Tetrahedron Lett.* **1998**, *39*, 699.

⁴²⁶Das, J.P.; Roy, S. *J. Org. Chem.* **2002**, *67*, 7861.

A 2:1 ratio, however, gives the ester RCOOR. This is called the *Simonini reaction* and is sometimes used to prepare carboxylic esters. The Simonini reaction can also be carried out with lead salts of acids.⁴²⁷ A more convenient way to perform the Hunsdiecker reaction is by use of a mixture of the acid and mercuric oxide instead of the salt, since the silver salt must be very pure and dry and such pure silver salts are often not easy to prepare.⁴²⁸

Other methods for accomplishing the conversion $\text{RCOOH} \rightarrow \text{RX}$ are⁴²⁹ (1) treatment of thallium(I) carboxylates⁴³⁰ with bromine;⁴³¹ (2) treatment of carboxylic acids with lead tetraacetate and halide ions (Cl^- , Br^- , or I^-);⁴³² (3) reaction of the acids with lead tetraacetate and NCS, which gives tertiary and secondary chlorides in good yields, but is not good for R = primary alkyl or phenyl;⁴³³ (4) treatment of thiohydroxamic esters with CCl_4 , BrCCl_3 (which gives bromination), CHI_3 , or CH_2I_2 in the presence of a radical initiator;⁴³⁴ (5) photolysis of benzophenone oxime esters of carboxylic acids in CCl_4 ($\text{RCON}=\text{CPh}_2 \rightarrow \text{RCl}$).⁴³⁵ Alkyl fluorides can be prepared in moderate to good yields by treating carboxylic acids RCOOH with XeF_2 .⁴³⁶ This method works best for R = primary and tertiary alkyl, and benzylic. Aromatic and vinylic acids do not react.

The mechanism of the Hunsdiecker reaction is believed to be as follows:



⁴²⁷Bachman, G.B.; Kite, G.F.; Tuccarbasu, S.; Tullman, G.M. *J. Org. Chem.* **1970**, *35*, 3167.

⁴²⁸Cristol, S.J.; Firth, W.C. *J. Org. Chem.* **1961**, *26*, 280. See also, Meyers, A.I.; Fleming, M.P. *J. Org. Chem.* **1979**, *44*, 3405, and references cited therein.

⁴²⁹For a list of reagents, with references, see Larock, R.C. *Comprehensive Organic Transformations*, 2nd ed, Wiley-VCH, NY, **1999**, pp. 741–744.

⁴³⁰These salts are easy to prepare and purify; see Ref. 501.

⁴³¹McKillop, A.; Bromley, D.; Taylor, E.C. *J. Org. Chem.* **1969**, *34*, 1172; Cambie, R.C.; Hayward, R.C.; Jurlina, J.L.; Rutledge, P.S.; Woodgate, P.D. *J. Chem. Soc. Perkin Trans. 1* **1981**, 2608.

⁴³²Kochi, J.K. *J. Am. Chem. Soc.* **1965**, *87*, 2500; *J. Org. Chem.* **1965**, *30*, 3265. For a review, see Sheldon, R.A.; Kochi, J.K. *Org. React.* **1972**, *19*, 279, pp. 326–334, 390–399.

⁴³³Becker, K.B.; Geisel, M.; Grob, C.A.; Kuhnen, F. *Synthesis* **1973**, 493.

⁴³⁴Barton, D.H.R.; Lacher, B.; Zard, S.Z. *Tetrahedron* **1987**, *43*, 4321; Stofer, E.; Lion, C. *Bull. Soc. Chim. Belg.* **1987**, *96*, 623; Della, E.W.; Tsanaktisidis, J. *Aust. J. Chem.* **1989**, *42*, 61.

⁴³⁵Hasebe, M.; Tsuchiya, T. *Tetrahedron Lett.* **1988**, *29*, 6287.

⁴³⁶Patrick, T.B.; Johri, K.K.; White, D.H.; Bertrand, W.S.; Mokhtar, R.; Kilbourn, M.R.; Welch, M.J. *Can. J. Chem.* **1986**, *64*, 138. For another method, see Grakauskas, V. *J. Org. Chem.* **1969**, *34*, 2446.

The first step is not a free-radical process, and its actual mechanism is not known.⁴³⁷ Compound **41** is an acyl hypohalite and is presumed to be an intermediate, though it has never been isolated from the reaction mixture. Among the evidence for the mechanism is that optical activity at R is lost (except when a neighboring bromine atom is present, see p. 942); if R is neopentyl, there is no rearrangement, which would certainly happen with a carbocation; and the side products, notably RR, are consistent with a free-radical mechanism. There is evidence that the Simonini reaction involves the same mechanism as the Hunsdiecker reaction, but that the alkyl halide formed then reacts with excess RCOOAg (**10-17**) to give the ester⁴³⁸ (see also **19-12**).

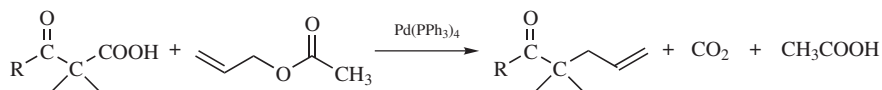
Vinyl carboxylic acids (conjugated acids) were shown to react with NBS and lithium acetate in aqueous acetonitrile, to give the corresponding vinyl bromide ($C=C-COOH \rightarrow C=C-Br$), using microwave irradiation.⁴³⁹ A similar reaction was reported using Na_2MoO_4 , KBr and aqueous hydrogen peroxide.⁴⁴⁰

A related reaction reacts the sodium salt of an alkylsulfonic acid with thionyl chloride at $100^\circ C$, to give the alkyl chloride.⁴⁴¹

OS **III**, 578; **V**, 126; **VI**, 179; **75**, 124; **X**, 237. See also OS **VI**, 403.

14-31 Decarboxylative Allylation

Allyl-de-carboxylation



The COOH group of a β -keto acid is replaced by an allylic group when the acid is treated with an allylic acetate and a palladium catalyst at room temperature.⁴⁴² The reaction is successful for various substituted allylic groups. The less highly substituted end of the allylic group forms the new bond. Thus, both $\text{CH}_2=\text{CHCHMeOAc}$ and $\text{MeCH}=\text{CHCH}_2\text{OAc}$ gave $\text{O}=\text{C}(\text{R})-\overset{\overset{|}{\text{---}}}{\text{C}}-\text{CH}_2\text{CH}=\text{CHMe}$ as the product.

⁴³⁷When Br_2 reacts with aryl R, at low temperature in inert solvents, it is possible to isolate a complex containing both Br_2 and the silver carboxylate: see Bryce-Smith, D.; Isaacs, N.S.; Tumi, S.O. *Chem. Lett.* **1984**, 1471.

⁴³⁸Oae, S.; Kashiwagi, T.; Kozuka, S. *Bull. Chem. Soc. Jpn.* **1966**, 39, 2441; Bunce, N.J.; Murray, N.G. *Tetrahedron* **1971**, 27, 5323.

⁴³⁹Kuang, C.; Senboku, H.; Tokuda, M. *Synlett* **2000**, 1439.

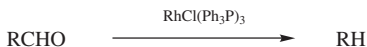
⁴⁴⁰Sinha, J.; Layek, S.; Bhattacharjee, M.; Mandal, G.C. *Chem. Commun.* **2001**, 1916.

⁴⁴¹Carlsen, P.H.J.; Rist, Ø.; Lund, T.; Helland, I. *Acta Chem. Scand. B* **1995**, 49, 701.

⁴⁴²Tsuda, T.; Okada, M.; Nishi, S.; Saegusa, T. *J. Org. Chem.* **1986**, 51, 421.

14-32 Decarbonylation of Aldehydes and Acyl Halides

Carbonyl-Extrusion



Aldehydes, both aliphatic and aromatic, can be decarbonylated⁴⁴³ by heating with a rhodium catalyst⁴⁴⁴ or other catalysts, such as palladium.⁴⁴⁵ $\text{RhCl(Ph}_3\text{P)}_3$ is often called *Wilkinson's catalyst*.⁴⁴⁶ In an older reaction, aliphatic (but not aromatic) aldehydes are decarbonylated by heating with di-*tert*-butyl peroxide or other peroxides,⁴⁴⁷ usually in a solution containing a hydrogen donor, such as a thiol. The reaction has also been initiated with light, and thermally (without an initiator) by heating at $\sim 500^\circ\text{C}$.

Wilkinson's catalyst has also been reported to decarbonylate aromatic acyl halides at 180°C ($\text{ArCOX} \rightarrow \text{ArX}$).⁴⁴⁸ This reaction has been carried out with acyl iodides,⁴⁴⁹ bromides, and chlorides. Aliphatic acyl halides that lack an α hydrogen also give this reaction,⁴⁵⁰ but if an α hydrogen is present, elimination takes place instead (17-17). Aromatic acyl cyanides give aryl cyanides ($\text{ArCOCN} \rightarrow \text{ArCN}$).⁴⁵¹ Aromatic acyl chlorides and cyanides can also be decarbonylated with palladium catalysts.⁴⁵²

It is possible to decarbonylate acyl halides in another way, to give alkanes ($\text{RCOCl} \rightarrow \text{RH}$). This is done by heating the substrate with tripropylsilane Pr_3SiH

⁴⁴³For reviews, see Collman, J.P.; Hegedus, L.S.; Norton, J.R.; Finke, R.G. *Principles and Applications of Organotransition Metal Chemistry*, University Science Books, Mill Valley, CA **1987**, pp. 768–775; Baird, M.C., in Patai, S. *The Chemistry of Functional Groups, Supplement B* pt. 2, Wiley, NY, **1979**, pp. 825–857; Tsuji, J., in Wender, I.; Pino, P. *Organic Syntheses Via Metal Carbonyls*, Vol. 2, Wiley, NY, **1977**, pp. 595–654; Tsuji, J.; Ohno, K. *Synthesis* **1969**, 157; Bird, C.W. *Transition Metal Intermediates in Organic Synthesis*, Academic Press, NY, **1967**, pp. 239–247.

⁴⁴⁴Ohno, K.; Tsuji, J. *J. Am. Chem. Soc.* **1968**, *90*, 99; Baird, C.W.; Nyman, C.J.; Wilkinson, G. *J. Chem. Soc. A* **1968**, 348.

⁴⁴⁵For a review, see Rylander, P.N. *Organic Synthesis with Noble Metal Catalysts*, Academic Press, NY, **1973**, pp. 260–267.

⁴⁴⁶For a review of this catalyst, see Jardine, F.H. *Prog. Inorg. Chem.* **1981**, *28*, 63.

⁴⁴⁷For reviews of free-radical aldehyde decarbonylations, see Vinogradov, M.G.; Nikishin, G.I. *Russ. Chem. Rev.* **1971**, *40*, 916; Schubert, W.M.; Kintner, R.R., in Patai, S. *The Chemistry of the Carbonyl Group*, Vol. 1, Wiley, NY, **1966**, pp. 711–735.

⁴⁴⁸Kampmeier, J.A.; Rodehorst, R.; Philip, Jr, J.B. *J. Am. Chem. Soc.* **1981**, *103*, 1847; Blum, J.; Oppenheimer, E.; Bergmann, E.D. *J. Am. Chem. Soc.* **1967**, *89*, 2338.

⁴⁴⁹Blum, J.; Rosenman, H.; Bergmann, E.D. *J. Org. Chem.* **1968**, *33*, 1928.

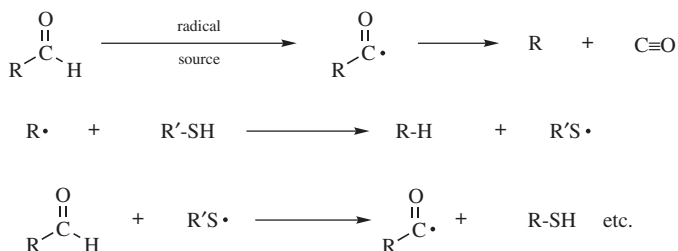
⁴⁵⁰Tsuji, J.; Ohno, K. *Tetrahedron Lett.* **1966**, 4713; *J. Am. Chem. Soc.* **1966**, *88*, 3452.

⁴⁵¹Blum, J.; Oppenheimer, E.; Bergmann, E.D. *J. Am. Chem. Soc.* **1967**, *89*, 2338.

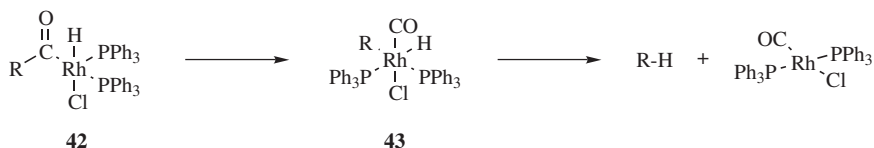
⁴⁵²Verbicky, Jr, J.W.; Dellacoletta, B.A.; Williams, L. *Tetrahedron Lett.* **1982**, *23*, 371; Murahashi, S.; Naota, T.; Nakajima, N. *J. Org. Chem.* **1986**, *51*, 898.

in the presence of *tert*-butyl peroxide.⁴⁵³ Yields are good for R = primary or secondary alkyl and poor for R = tertiary alkyl or benzylic. There is no reaction when R = aryl. (See also the decarbonylation $\text{ArCOCl} \rightarrow \text{ArAr}$ mentioned in **14-29**.)

The mechanism of the peroxide- or light-induced reaction seems to be as follows (in the presence of thiols):⁴⁵⁴



The reaction of aldehydes with Wilkinson's catalyst goes through complexes of the form **42** and **43**, which have been trapped.⁴⁵⁵ The reaction has been shown to give retention of configuration at a chiral R;⁴⁵⁶ and deuterium labeling demonstrates that the reaction is intramolecular: RCO_D give RD.⁴⁵⁷ Free radicals are not involved.⁴⁵⁸ The mechanism with acyl halides appears to be more complicated.⁴⁵⁹



For aldehyde decarbonylation by an electrophilic mechanism (see **11-34**).

⁴⁵³Billingham, N.C.; Jackson, R.A.; Malek, F. *J. Chem. Soc. Perkin Trans. 1* **1979**, 1137.

⁴⁵⁴Slaugh, L.H. *J. Am. Chem. Soc.* **1959**, *81*, 2262; Berman, J.D.; Stanley, J.H.; Sherman, V.W.; Cohen, S.G. *J. Am. Chem. Soc.* **1963**, *85*, 4010.

⁴⁵⁵Suggs, J.W. *J. Am. Chem. Soc.* **1978**, *100*, 640; Kampmeier, J.A.; Harris, S.H.; Mergelsberg, I. *J. Org. Chem.* **1984**, *49*, 621.

⁴⁵⁶Walborsky, H.M.; Allen, L.E. *J. Am. Chem. Soc.* **1971**, *93*, 5465. See also, Tsuji, J.; Ohno, K. *Tetrahedron Lett.* **1967**, 2173.

⁴⁵⁷Prince, R.H.; Raspin, K.A. *J. Chem. Soc. A* **1969**, 612; Walborsky, H.M.; Allen, L.E. *J. Am. Chem. Soc.* **1971**, *93*, 5465. See, however, Baldwin, J.E.; Bardenm, T.C.; Pugh, R.L.; Widdison, W.C. *J. Org. Chem.* **1987**, *52*, 3303.

⁴⁵⁸Kampmeier, J.A.; Harris, S.H.; Wedegaertner, D.K. *J. Org. Chem.* **1980**, *45*, 315.

⁴⁵⁹Kampmeier, J.A.; Liu, T. *Organometallics* **1989**, *8*, 2742.

Addition to Carbon–Carbon Multiple Bonds

There are four fundamental ways in which addition to a double or triple bond can take place. Three of these are two-step processes, with initial attack by a nucleophile, or attack upon an electrophile or a free radical. The second step consists of combination of the resulting intermediate with, respectively, a positive species, a negative species, or a neutral entity. In the fourth type of mechanism, attack at the two carbon atoms of the double or triple bond is simultaneous (concerted). Which of the four mechanisms is operating in any given case is determined by the nature of the substrate, the reagent, and the reaction conditions. Some of the reactions in this chapter can take place by all four mechanistic types.

MECHANISMS

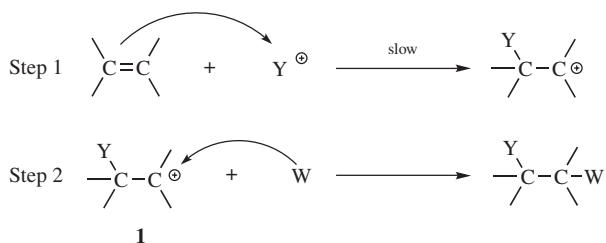
Electrophilic Addition¹

In this mechanism, a positive species approaches the double or triple bond and in the first step forms a bond by donation of the π pair of electrons² to the electrophilic

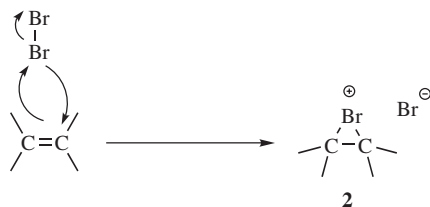
¹For a monograph, see de la Mare, P.B.D.; Bolton, R. *Electrophilic Additions to Unsaturated Systems*, 2nd ed.; Elsevier, NY, **1982**. For reviews, see Schmid, G.H., in Patai, S. *Supplement A: The Chemistry of Double-bonded Functional Groups*, Vol. 2, pt. 1, Wiley, NY, **1989**, pp. 679–731; Smit, W.A. *Sov. Sci. Rev. Sect. B* **1985**, 7, 155; V'yunov, K.A.; Ginak, A.I. *Russ. Chem. Rev.* **1981**, 50, 151; Schmid, G.H.; Garratt, D.G., in Patai, S. *Supplement A: The Chemistry of Double-bonded Functional Groups*, Vol. 1, pt. 2, Wiley, NY, **1977**, pp. 725–912; Freeman, F. *Chem. Rev.* **1975**, 75, 439; Bolton, R., in Bamford, C.H.; Tipper, C.F.H. *Comprehensive Chemical Kinetics*, Vol. 9, Elsevier, NY, **1973**, pp. 1–86; Dolbier, Jr., W.R. *J. Chem. Educ.* **1969**, 46, 342.

²For a review of the π -nucleophilicity in carbon–carbon bond-forming reactions, see Mayr, H.; Kempf, B.; Ofial, A.R. *Acc. Chem. Res.* **2003**, 36, 66.

species to form a σ pair:



The IUPAC designation for this mechanism is $A_E + A_N$ (or $A_H + A_N$ if $Y^+ = H^+$). As in electrophilic substitution (p. 658), Y need not actually be a positive ion but can be the positive end of a dipole or an induced dipole, with the negative part breaking off either during the first step or shortly after. The second step is a combination of **1** with a species carrying an electron pair and often bearing a negative charge. This step is the same as the second step of the S_N1 mechanism. Not all electrophilic additions follow the simple mechanism given above. In many brominations it is fairly certain that **1**, if formed at all, very rapidly cyclizes to a bromonium ion (**2**):

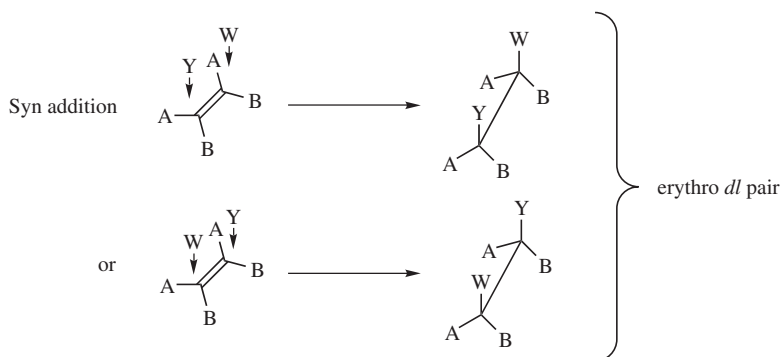


This intermediate is similar to those encountered in the neighboring-group mechanism of nucleophilic substitution (see p. 446). The attack of \bar{w} on an intermediate like **2** is an S_N2 step. Whether the intermediate is **1** or **2**, the mechanism is called Ad_E2 (electrophilic addition, bimolecular).

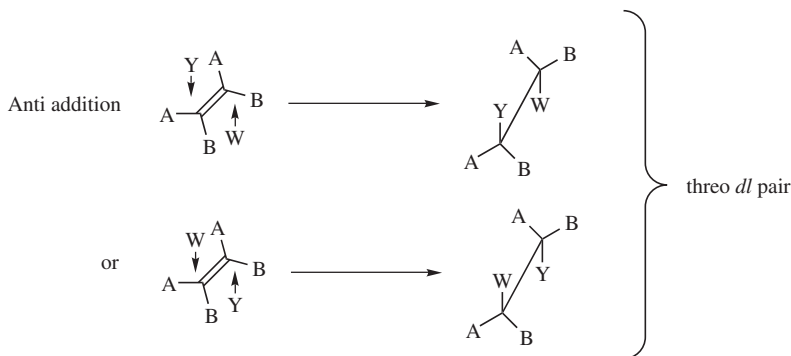
In investigating the mechanism of addition to a double bond, perhaps the most useful type of information is the stereochemistry of the reaction.³ The two carbons of the double bond and the four atoms immediately attached to them are all in a plane (p. 9); there are thus three possibilities. Both Y and W may enter from the same side of the plane, in which case the addition is stereospecific and syn; they may enter from opposite sides for stereospecific anti addition; or the reaction may be nonstereospecific. In order to determine which of these possibilities is occurring in a given reaction, the following type of experiment is often done: YW is added to the cis and trans isomers of an alkene of the form $ABC=CBA$. We may use the cis alkene as an example. If the addition is syn, the product

³For a review of the stereochemistry of electrophilic additions to double and triple bonds, see Fahey, R.C. *Top. Stereochem.* **1968**, 3, 237. For a review of the synthetic uses of stereoselective additions, see Bartlett, P.A. *Tetrahedron* **1980**, 36, 2, pp. 3–15.

will be the erythro *dl* pair, because each carbon has a 50% chance of being attacked by Y:



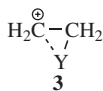
On the other hand, if the addition is anti, the threo *dl* pair will be formed:



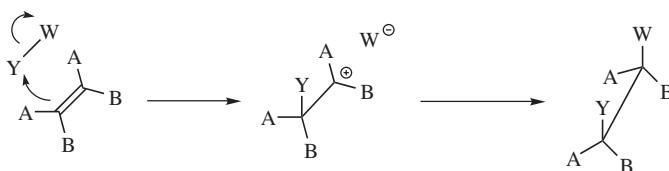
Of course, the trans isomer will give the opposite results: the threo pair if the addition is syn and the erythro pair if it is anti. The threo and erythro isomers have different physical properties. In the special case, where $Y = W$ (as in the addition of Br_2), the “erythro pair” is a meso compound. In addition to triple-bond compounds of the type $\text{AC}\equiv\text{CA}$, syn addition results in a cis alkene and anti addition in a trans alkene. By the definition given on p. 194 addition to triple bonds cannot be stereospecific, although it can be, and often is, stereoselective.

It is easily seen that in reactions involving cyclic intermediates like **2**, addition must be anti, since the second step is an $\text{S}_{\text{N}}2$ step and must occur from the back side. It is not so easy to predict the stereochemistry for reactions involving **1**. If **1** has a relatively long life, the addition should be nonstereospecific, since there will be free rotation about the single bond. On the other hand, there may be some factor that maintains the configuration, in which case W may come in from the same side or the opposite side, depending on the circumstances. For example, the positive charge might be stabilized by an attraction for Y that does not involve

a full bond (see 3).

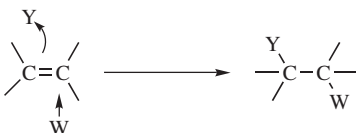


The second group would then come in anti. A circumstance that would favor syn addition would be the formation of an ion pair after the addition of Y:⁴



Since W is already on the same side of the plane as Y, collapse of the ion pair leads to syn addition.

Another possibility is that anti addition might, at least in some cases, be caused by the operation of a mechanism in which attack by W and Y are essentially simultaneous but from opposite sides:



This mechanism, called the Ad_E3 mechanism (*termolecular addition*, IUPAC $\text{A}_{\text{N}}\text{A}_{\text{E}}$),⁵ has the disadvantage that three molecules must come together in the transition state. However, it is the reverse of the $\text{E}2$ mechanism for elimination, for which the transition state is known to possess this geometry (p. 1478).

There is much evidence that when the attack is on Br^+ (or a carrier of it), the bromonium ion **2** is often an intermediate and the addition is anti. As long ago as 1911, McKenzie and Fischer independently showed that treatment of maleic acid with bromine gave the *dl* pair of 2,3-dibromosuccinic acid, while fumaric acid (the *trans* isomer) gave the meso compound.⁶ Many similar experiments have been performed since with similar results. For triple bonds, stereoselective anti addition was shown even earlier. Bromination of dicarboxyacetylene gave 70%

⁴Dewar, M.J.S. *Angew. Chem. Int. Ed.* **1964**, 3, 245; Heasley, G.E.; Bower, T.R.; Dougharty, K.W.; Eason, J.C.; Heasley, V.L.; Arnold, S.; Carter, T.L.; Yaeger, D.B.; Gipe, B.T.; Shellhamer, D.F. *J. Org. Chem.* **1980**, 45, 5150.

⁵For evidence for this mechanism, see, for example, Hammond, G.S.; Nevitt, T.D. *J. Am. Chem. Soc.* **1954**, 76, 4121; Bell, R.P.; Pring, M. *J. Chem. Soc. B* **1966**, 1119; Pincock, J.A.; Yates, K. *J. Am. Chem. Soc.* **1968**, 90, 5643; Fahey, R.C.; Payne, M.T.; Lee, D. *J. Org. Chem.* **1974**, 39, 1124; Roberts, R.M.G. *J. Chem. Soc. Perkin Trans. 2*, **1976**, 1374; Pasto, D.J.; Gadberry, J.F. *J. Am. Chem. Soc.* **1978**, 100, 1469; Naab, P.; Staab, H.A. *Chem. Ber.* **1978**, 111, 2982.

⁶This was done by Fischer, E. *Liebigs Ann. Chem.* **1911**, 386, 374; McKenzie, A. *Proc. Chem. Soc.* **1911**, 150; *J. Chem. Soc.* **1912**, 101, 1196.

of the trans isomer.⁷



There is other evidence for mechanisms involving **2**. We have already mentioned (p. 449) that bromonium ions have been isolated in stable solutions in nucleophilic substitution reactions involving bromine as a neighboring group. Such ions have also been isolated in reactions involving addition of a Br^+ species to a double bond.⁸ The following is further evidence. If the two bromines approach the double bond from opposite sides, it is very unlikely that they could come from the same bromine molecule. This means that if the reaction is performed in the presence of nucleophiles, some of these will compete in the second step with the bromide liberated from the bromine. It has been found, indeed, that treatment of ethylene with bromine in the presence of chloride ions gives some 1-chloro-2-bromoethane along with the dibromoethane.⁹ Similar results are found when the reaction is carried out in the presence of water (**15-40**) or of other nucleophiles.¹⁰ *Ab initio* molecular orbital studies show that **2** is more stable than its open isomer **1** ($\text{Y} = \text{Br}$).¹¹ There is evidence that formation of **2** is reversible.¹²

However, a number of examples have been found where addition of bromine is not stereospecifically anti. For example, the addition of Br_2 to *cis*- and *trans*-1-phenylpropenes in CCl_4 was nonstereospecific.¹³ Furthermore, the stereospecificity of bromine addition to stilbene depends on the dielectric constant of the solvent. In solvents of low dielectric constant, the addition was 90–100% anti, but with an increase in dielectric constant, the reaction became less stereospecific, until, at a dielectric constant of ~ 35 , the addition was completely nonstereospecific.¹⁴ Likewise in the case of triple bonds, stereoselective anti addition was found in bromi-

⁷Michael, A. *J. Prakt. Chem.* **1892**, 46, 209.

⁸Strating, J.; Wieringa, J.H.; Wynberg, H. *Chem. Commun.* **1969**, 907; Olah, G.A. *Angew. Chem. Int. Ed.* **1973**, 12, 173, p. 207; Slebocka-Tilk, H.; Ball, R.G.; Brown, R.S. *J. Am. Chem. Soc.* **1985**, 107, 4504.

⁹Francis, A.W. *J. Am. Chem. Soc.* **1925**, 47, 2340.

¹⁰See, for example, Zefirov, N.S.; Koz'min, A.S.; Dan'kov, Yu.V.; Zhdankin, V.V.; Kirin, V.N. *J. Org. Chem. USSR* **1984**, 20, 205.

¹¹Hamilton, T.P.; Schaefer III, H.F. *J. Am. Chem. Soc.* **1990**, 112, 8260.

¹²Brown, R.S.; Gedye, R.; Slebocka-Tilk, H.; Buschek, J.M.; Kopecky, K.R. *J. Am. Chem. Soc.* **1984**, 106, 4515; Ruasse, M.; Motallebi, S.; Galland, B. *J. Am. Chem. Soc.* **1991**, 113, 3440; Bellucci, G.; Bianchini, R.; Chiappe, C.; Brown, R.S.; Slebocka-Tilk, H. *J. Am. Chem. Soc.* **1991**, 113, 8012; Bennet, A.J.; Brown, R.S.; McClung, R.E.D.; Klobukowski, M.; Aarts, G.H.M.; Santarsiero, B.D.; Bellucci, G.; Bianchini, R. *J. Am. Chem. Soc.* **1991**, 113, 8532.

¹³Fahey, R.C.; Schneider, H. *J. Am. Chem. Soc.* **1968**, 90, 4429. See also, Rolston, J.H.; Yates, K. *J. Am. Chem. Soc.* **1969**, 91, 1469, 1477, 1483.

¹⁴Heublein, G. *J. Prakt. Chem.* **1966**, [4] 31, 84. See also, Buckles, R.E.; Miller, J.L.; Thurmaier, R.J. *J. Org. Chem.* **1967**, 32, 888; Heublein, G.; Lauterbach, H. *J. Prakt. Chem.* **1969**, 311, 91; Ruasse, M.; Dubois, J.E. *J. Am. Chem. Soc.* **1975**, 97, 1977. For the dependence of stereospecificity in this reaction on the solvent concentration, see Bellucci, G.; Bianchini, R.; Chiappe, C.; Marioni, F. *J. Org. Chem.* **1990**, 55, 4094.

nation of 3-hexyne, but both *cis* and *trans* products were obtained in bromination of phenylacetylene.¹⁵ These results indicate that a bromonium ion is not formed where the open cation can be stabilized in other ways (e.g., addition of Br⁺ to 1-phenylpropene gives the ion PhC[⊕]HCHBrCH₃, which is a relatively stable benzylic cation) and that there is probably a spectrum of mechanisms between complete bromonium ion (**2**, no rotation) formation and completely open-cation (**1**, free rotation) formation, with partially bridged bromonium ions (**3**, restricted rotation) in between.¹⁶ We have previously seen cases (e.g., p. 461) where cations require more stabilization from outside sources as they become intrinsically less stable themselves.¹⁷ Further evidence for the open cation mechanism where aryl stabilization is present was reported in an isotope effect study of addition of Br₂ to ArCH=CHAr' (Ar = *p*-nitrophenyl, Ar' = *p*-tolyl). The ¹⁴C isotope effect for one of the double-bond carbons (the one closer to the NO₂ group) was considerably larger than for the other one.¹⁸

When the π-bond of an alkene attacks Cl⁺,¹⁹ I⁺,²⁰ and RS⁺,²¹ the result is similar to that when the electrophile is Br⁺; there is a spectrum of mechanisms between cyclic intermediates and open cations. As might be expected from our discussion in Chapter 10 (p. 446), iodonium ions compete with open carbocations more effectively than bromonium ions, while chloronium ions compete less effectively. There is kinetic and spectral evidence that at least in some cases, for example, in the addition of Br₂ or ICl, the electrophile forms a π complex with the alkene before a covalent bond is formed.²²

¹⁵Pincock, J.A.; Yates, K. *Can. J. Chem.* **1970**, *48*, 3332.

¹⁶For other evidence for this concept, see Pincock, J.A.; Yates, K. *Can. J. Chem.* **1970**, *48*, 2944; Heasley, V.L.; Chamberlain, P.H. *J. Org. Chem.* **1970**, *35*, 539; Dubois, J.E.; Toullec, J.; Barbier, G. *Tetrahedron Lett.* **1970**, 4485; Dalton, D.R.; Davis, R.M. *Tetrahedron Lett.* **1972**, 1057; Wilkins, C.L.; Regulski, T.W. *J. Am. Chem. Soc.* **1972**, *94*, 6016; Sisti, A.J.; Meyers, M. *J. Org. Chem.* **1973**, *38*, 4431; McManus, S.P.; Peterson, P.E. *Tetrahedron Lett.* **1975**, 2753; Abraham, R.J.; Monasterios, J.R. *J. Chem. Soc. Perkin Trans. I*, **1973**, 1446; Schmid, G.H.; Modro, A.; Yates, K. *J. Org. Chem.* **1980**, *45*, 665; Ruasse, M.; Argile, A. *J. Org. Chem.* **1983**, *48*, 202; Cadogan, J.I.G.; Cameron, D.K.; Gosney, I.; Highcock, R.M.; Newlands, S.F. *J. Chem. Soc., Chem. Commun.* **1985**, 1751. For a review, see Ruasse, M. *Acc. Chem. Res.* **1990**, *23*, 87.

¹⁷In a few special cases, stereospecific syn addition of Br₂ has been found, probably caused by an ion pair mechanism as shown on p. 1002: Naae, D.G. *J. Org. Chem.* **1980**, *45*, 1394.

¹⁸Kokil, P.B.; Fry, A. *Tetrahedron Lett.* **1986**, *27*, 5051.

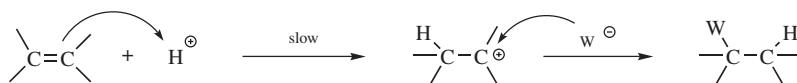
¹⁹Fahey, R.C. *Top. Stereochem.* **1968**, *3*, 237, pp. 273–277.

²⁰Hassner, A.; Boerwinkle, F.; Levy, A.B. *J. Am. Chem. Soc.* **1970**, *92*, 4879.

²¹For reviews of thiiranium and/or thiirenium ions, see Capozzi, G.; Modena, G., in Bernardi, F.; Csizmadia, I.G.; Mangini, A. *Organic Sulfur Chemistry*, Elsevier, NY, **1985**, pp. 246–298; Smit, W.A. *Sov. Sci. Rev. Sect. B* **1985**, *7*, 155, see pp. 180–202; Dittmer, D.C.; Patwardhan, B.H., in Stirling, C.J.M. *The Chemistry of the Sulphonium Group*, pt. 1, Wiley, NY, **1981**, pp. 387–412; Capozzi, G.; Lucchini, V.; Modena, G.; *Rev. Chem. Intermed.* **1979**, *2*, 347; Schmid, G.H. *Top. Sulfur Chem.* **1977**, *3*, 102; Mueller, W.H. *Angew. Chem. Int. Ed.* **1969**, *8*, 482. The specific nature of the three-membered sulfur-containing ring is in dispute; see Smit, W.A.; Zefirov, N.S.; Bodrikov, I.V.; Krimer, M.Z. *Acc. Chem. Res.* **1979**, *12*, 282; Bodrikov, I.V.; Borisov, A.V.; Chumakov, L.V.; Zefirov, N.S.; Smit, W.A. *Tetrahedron Lett.* **1980**, *21*, 115; Schmid, G.H.; Garratt, D.G.; Dean, C.L. *Can. J. Chem.* **1987**, *65*, 1172; Schmid, G.H.; Strukelj, M.; Dalipi, S. *Can. J. Chem.* **1987**, *65*, 1945.

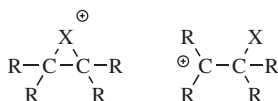
²²See Nordlander, J.E.; Haky, J.E.; Landino, J.P. *J. Am. Chem. Soc.* **1980**, *102*, 7487; Fukuzumi, S.; Kochi, J.K. *Int. J. Chem. Kinet.* **1983**, *15*, 249; Schmid, G.H.; Gordon, J.W. *Can. J. Chem.* **1984**, *62*, 2526; **1986**, *64*, 2171; Bellucci, G.; Bianchini, R.; Chiappe, C.; Marioni, F.; Ambrosetti, R.; Brown, R.S.; Slebocka-Tilk, H. *J. Am. Chem. Soc.* **1989**, *111*, 2640.

When the electrophile is a proton,²³ a cyclic intermediate is not possible, and the mechanism is the simple $A_H + A_N$ process shown before



This is an $A\text{-S}_{\text{E}}2$ mechanism (p. 525). There is a great deal of evidence²⁴ for it, including:

1. The reaction is general-acid, not specific-acid-catalyzed, implying rate-determining proton transfer from the acid to the double bond.²⁵
2. The existence of open carbocation intermediates is supported by the contrast in the pattern of alkyl substituent effects²⁶ with that found in brominations, where cyclic intermediates are involved. In the latter case, substitution of alkyl groups on $\text{H}_2\text{C}=\text{CH}_2$ causes a cumulative rate acceleration



until all four hydrogens have been replaced by alkyl groups, because each group helps to stabilize the positive charge.²⁷ In addition of HX , the effect is not cumulative. Replacement of the two hydrogens on one carbon causes great rate increases (primary \rightarrow secondary \rightarrow tertiary carbocation), but additional substitution on the other carbon produces little or no acceleration.²⁸ This is evidence for open cations when a proton is the electrophile.²⁹

²³For a review of the addition of HCl , see Sergeev, G.B.; Smirnov, V.V.; Rostovshchikova, T.N. *Russ. Chem. Rev.* **1983**, 52, 259.

²⁴For other evidence, see Baliga, B.T.; Whalley, E. *Can. J. Chem.* **1964**, 42, 1019; **1965**, 43, 2453; Gold, V.; Kessick, M.A. *J. Chem. Soc.* **1965**, 6718; Corriu, R.; Guenzet, J. *Tetrahedron* **1970**, 26, 671; Simandoux, J.; Torck, B.; Hellin, M.; Coussemant, F. *Bull. Soc. Chim. Fr.* **1972**, 4402, 4410; Bernasconi, C.F.; Boyle, Jr., W.J. *J. Am. Chem. Soc.* **1974**, 96, 6070; Hampel, M.; Just, G.; Pisanenko, D.A.; Pritzkow, W. *J. Prakt. Chem.* **1976**, 318, 930; Allen, A.D.; Tidwell, T.T. *J. Am. Chem. Soc.* **1983**, 104, 3145.

²⁵Loudon, G.M.; Noyce, D.S. *J. Am. Chem. Soc.* **1969**, 91, 1433; Schubert, W.M.; Keeffe, J.R. *J. Am. Chem. Soc.* **1972**, 94, 559; Chiang, Y.; Kresge, A.J. *J. Am. Chem. Soc.* **1985**, 107, 6363.

²⁶Bartlett, P.D.; Sargent, G.D. *J. Am. Chem. Soc.* **1965**, 87, 1297; Schmid, G.H.; Garratt, D.G. *Can. J. Chem.* **1973**, 51, 2463.

²⁷See, for example, Anantakrishnan, S.V.; Ingold, C.K. *J. Chem. Soc.* **1935**, 1396; Swern, D. in *Swern Organic Peroxides*, Vol. 2, Wiley, NY, **1971**, pp. 451–454; Nowlan, V.J.; Tidwell, T.T. *Acc. Chem. Res.* **1977**, 10, 252.

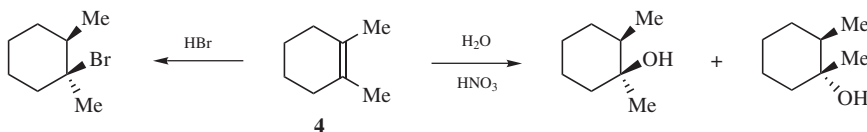
²⁸Bartlett, P.D.; Sargent, G.D. *J. Am. Chem. Soc.* **1965**, 87, 1297; Riesz, P.; Taft, R.W.; Boyd, R.H. *J. Am. Chem. Soc.* **1957**, 79, 3724.

²⁹A similar result (open cations) was obtained with carbocations Ar_2CH^+ as electrophiles: Mayr, H.; Pock, R. *Chem. Ber.* **1986**, 119, 2473.

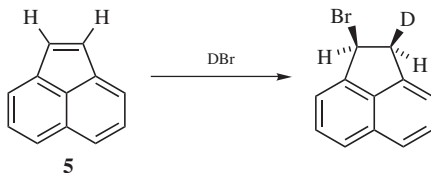
3. Open carbocations are prone to rearrange (Chapter 18). Many rearrangements have been found to accompany additions of HX and H₂O.³⁰

It may also be recalled that vinylic ethers react with proton donors in a similar manner (see 10-6).

The stereochemistry of HX addition is varied. Examples are known of predominant syn, anti, and nonstereoselective addition. It was found that treatment of 1,2-dimethylcyclohexene (**4**) with HBr gave predominant anti addition,³¹ while addition of water to **4** gave equal amounts of the cis and trans alcohols:³²



On the other hand, addition of DBr to acenaphthylene (**5**) and to indene and 1-phenylpropene gave predominant syn addition.³³



In fact, it has been shown that the stereoselectivity of HCl addition can be controlled by changing the reaction conditions. Addition of HCl to **4** in CH₂Cl₂ at –98°C gave predominantly syn addition, while in ethyl ether at 0°C, the addition was mostly anti.³⁴

³⁰For example, see Whitmore, F.C.; Johnston, F. *J. Am. Chem. Soc.* **1933**, *55*, 5020; Fahey, R.C.; McPherson, C.A. *J. Am. Chem. Soc.* **1969**, *91*, 3865; Bundel, Yu.G.; Ryabstev, M.N.; Sorokin, V.I.; Reutov, O.A. *Bull. Acad. Sci. USSR Div. Chem. Sci.* **1969**, 1311; Pocker, Y.; Stevens, K.D. *J. Am. Chem. Soc.* **1969**, *91*, 4205; Staab, H.A.; Wittig, C.M.; Naab, P. *Chem. Ber.* **1978**, *111*, 2965; Stammann, G.; Griesbaum, K. *Chem. Ber.* **1980**, *113*, 598.

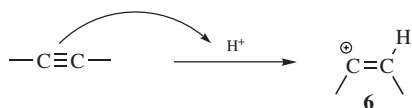
³¹Hammond, G.S.; Nevitt, T.D. *J. Am. Chem. Soc.* **1954**, *76*, 4121; See also, Fahey, R.C.; Monahan, M.W. *J. Am. Chem. Soc.* **1970**, *92*, 2816; Pasto, D.J.; Meyer, G.R.; Lepeska, B. *J. Am. Chem. Soc.* **1974**, *96*, 1858.

³²Collins, C.H.; Hammond, G.S. *J. Org. Chem.* **1960**, *25*, 911.

³³Dewar, M.J.S.; Fahey, R.C. *J. Am. Chem. Soc.* **1963**, *85*, 2245, 2248. For a review of syn addition of HX, see Dewar, M.J.S. *Angew. Chem. Int. Ed.* **1964**, *3*, 245; Heasley, G.E.; Bower, T.R.; Dougharty, K.W.; Eason, J.C.; Heasley, V.L.; Arnold, S.; Carter, T.L.; Yaeger, D.B.; Gipe, B.T.; Shellhamer, D.F. *J. Org. Chem.* **1980**, *45*, 5150.

³⁴Becker, K.B.; Grob, C.A. *Synthesis* **1973**, 789. See also, Marcuzzi, F.; Melloni, G.; Modena, G. *Tetrahedron Lett.* **1974**, 413; Naab, P.; Staab, H.A. *Chem. Ber.* **1978**, *111*, 2982.

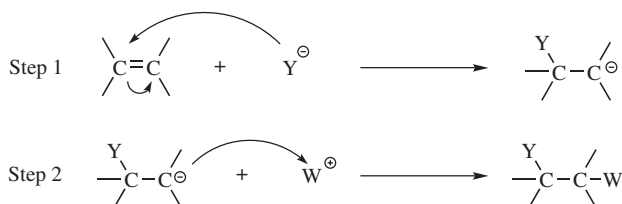
Addition of HX to triple bonds has the same mechanism, although the intermediate in this case is a vinylic cation, **6**.³⁵



In all these cases (except for the $\text{A}_{\text{E}}3$ mechanism), we assumed that formation of the intermediate (**1**, **2**, or **3**) is the slow step and attack by the nucleophile on the intermediate is rapid, and this is probably true in most cases. However, some additions have been found in which the second step is rate determining.³⁶

Nucleophilic Addition³⁷

In the first step of nucleophilic addition, a nucleophile brings its pair of electrons to one carbon atom of the double or triple bond, creating a carbanion. The second step is combination of this carbanion with a positive species:



This mechanism is the same as the simple electrophilic one shown on p. 999 except that the charges are reversed (IUPAC $\text{A}_{\text{N}} + \text{A}_{\text{E}}$ or $\text{A}_{\text{N}} + \text{A}_{\text{H}}$). When the alkene contains a good leaving group (as defined for nucleophilic substitution), substitution is a side reaction (this is nucleophilic substitution at a vinylic substrate, see p. \$\$\$).

In the special case of addition of HY to a substrate of the form $\text{—C}=\text{C—Z}$, where $\text{Z} = \text{CHO}$, COR ³⁸ (including quinones³⁹), COOR , CONH_2 , CN , NO_2 , SOR ,

³⁵For reviews of electrophilic addition to alkynes, including much evidence, see Rappoport, Z. *React. Intermed. (Plenum)* **1983**, 3, 427, pp. 428–440; Stang, P.J.; Rappoport, Z.; Hanack, M.; Subramanian, L.R. *Vinyl Cations*; Academic Press, NY, **1979**, pp. 24–151; Stang, P.J. *Prog. Phys. Org. Chem.* **1973**, 10, 205; Modena, G.; Tonellato, U. *Adv. Phys. Org. Chem.* **1971**, 9, 185, pp. 187–231; Richey, Jr., H.G.; Richey, J.M., in Olah, G.A.; Schleyer, P.V.R. *Carbonium Ions*, Vol. 2, Wiley, NY, **1970**, pp. 906–922.

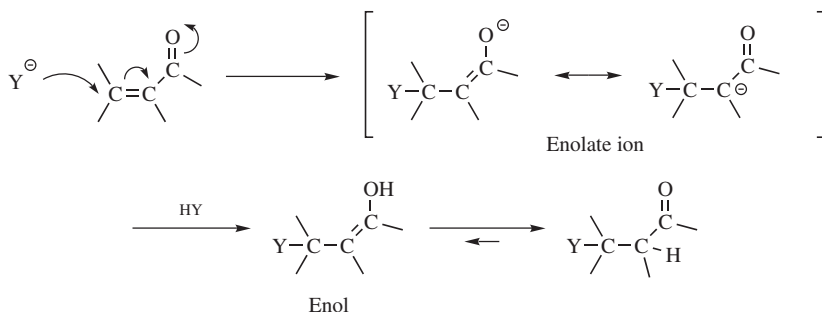
³⁶See, for example, Rau, M.; Alcais, P.; Dubois, J.E. *Bull. Soc. Chim. Fr.* **1972**, 3336; Bellucci, G.; Berti, G.; Ingrassio, G.; Mastroiilli, E. *Tetrahedron Lett.* **1973**, 3911.

³⁷For a review, see Patai, S.; Rappoport, Z., in Patai, S. *The Chemistry of Alkenes*, Vol. 1, Wiley, NY, **1964**, pp. 469–584.

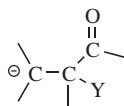
³⁸For reviews of reactions of $\text{C}=\text{C}=\text{C}=\text{O}$ compounds, see, in Patai, S.; Rappoport, Z. *The Chemistry of Enones*, pt. 1, Wiley, NY, **1989**, the articles by Boyd, G.V. pp. 281–315; Duval, D.; Gèribaldi, S. pp. 355–469.

³⁹For reviews of addition reactions of quinones, see Kutyrev, A.A.; Moskva, V.V. *Russ. Chem. Rev.* **1991**, 60, 72; Finley, K.T., in Patai, S.; Rappoport, Z. *The Chemistry of the Quinonoid Compounds*, Vol. 2, pt. 1, Wiley, NY, **1988**, pp. 537–717, see pp. 539–589; Finley, K.T., in Patai, S. *The Chemistry of the Quinonoid Compounds*, pt. 2, Wiley, NY, **1974**, pp. 877–1144.

SO_2R ,⁴⁰ and so on, addition nearly always follows a nucleophilic mechanism,⁴¹ with Y^- bonding with the carbon *away* from the Z group, for example,



Protonation of the enolate ion is chiefly at the oxygen, which is more negative than the carbon, but this produces the enol, which tautomerizes (see p. 102). So although the net result of the reaction is addition to a carbon-carbon double bond, the *mechanism* is 1,4-nucleophilic addition to the $\text{C}=\text{C}-\text{C}=\text{O}$ (or similar) system and is thus very similar to the mechanism of addition to carbon-oxygen double and similar bonds (see Chapter 16). When Z is CN or a $\text{C}=\text{O}$ group, it is also possible for Y^- to attack at *this* carbon, and this reaction sometimes competes. When it happens, it is called 1,2-addition. 1,4-Addition to these substrates is also known as *conjugate addition*. The Y^- ion almost never attacks at the 3 position, since the resulting carbanion would have no resonance stabilization:⁴²



An important substrate of this type is acrylonitrile, and 1,4-addition to it is called *cianoethylation* because the Y is cyanoethylated:



With any substrate, when Y is an ion of the type $\text{Z}-\text{C}^\ominus \text{R}_2$ (Z is as defined above; R may be alkyl, aryl, hydrogen, or another Z), the reaction is called the *Michael reaction* (see 15-24). In this book we will call all other reactions that follow this mechanism *Michael-type additions*. Systems of the type $\text{C}=\text{C}-\text{C}=\text{C}-\text{Z}$ can give

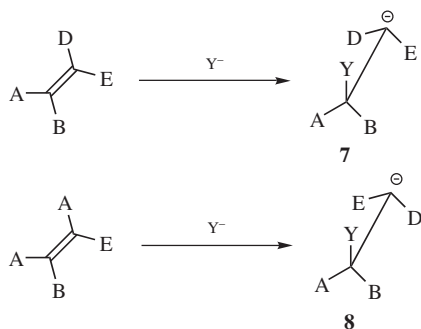
⁴⁰For a review of vinylic sulfones, see Simpkins, N.S. *Tetrahedron* **1990**, *46*, 6951. For a review of conjugate addition to cycloalkenyl sulfones, see Fuchs, P.L.; Braish, T.F. *Chem. Rev.* **1986**, *86*, 903.

⁴¹For a review of the mechanism with these substrates, see Bernasconi, C.F. *Tetrahedron* **1989**, *45*, 4017.

⁴²For 1,8-addition to a trienone, see Barbot, F.; Kadib-Elban, A.; Miginiac, P. *J. Organomet. Chem.* **1988**, *345*, 239.

1,2-1,4- or 1,6-addition.⁴³ Michael-type reactions are reversible, and compounds of the type YCH_2CH_2Z can often be decomposed to YH and $CH_2=CHZ$ by heating, either with or without alkali.

If the mechanism for nucleophilic addition is the simple carbanion mechanism outlined on p. 1007, the addition should be nonstereospecific, although it might well be stereoselective (see p. 194 for the distinction). For example, the (*E*) and (*Z*) forms of an alkene $ABC=CDE$ would give **7** and **8**.



If the carbanion has even a short lifetime, **7** and **8** will assume the most favorable conformation before the attack of W . This is of course the same for both, and when W attacks, the same product will result from each. This will be one of two possible diastereomers, so the reaction will be stereoselective; but since the *cis* and *trans* isomers do not give rise to different isomers, it will not be stereospecific. Unfortunately, this prediction has not been tested on open-chain alkenes. Except for Michael-type substrates, the stereochemistry of nucleophilic addition to double bonds has been studied only in cyclic systems, where only the *cis* isomer exists. In these cases the reaction has been shown to be stereoselective, with *syn* addition reported in some cases⁴⁴ and *anti* addition in others.⁴⁵ When the reaction is performed on a Michael-type substrate, $C=C-Z$, the hydrogen does not arrive at the carbon directly but only through a tautomeric equilibrium. The product naturally assumes the most thermodynamically stable configuration, without relation to the direction of original attack of Y . In one such case (the addition of $EtOD$ and of Me_3CSD to *trans*- $MeCH=CHCOOEt$) predominant *anti* addition was found; there is evidence that the stereoselectivity here results from the final protonation of the enolate, and not from the initial attack.⁴⁶ For obvious reasons, additions to triple bonds cannot be stereospecific. As with electrophilic additions, nucleophilic additions to triple bonds are usually stereoselective and

⁴³However, attack at the 3 position has been reported when the 4 position contains one or two carbanion-stabilizing groups such as $SiMe_3$: Klumpp, G.W.; Mierop, A.J.C.; Vrieling, J.J.; Brugman, A.; Schakel, M. *J. Am. Chem. Soc.* **1985**, *107*, 6740.

⁴⁴For example, Truce, W.E.; Levy, A.J. *J. Org. Chem.* **1963**, *28*, 679.

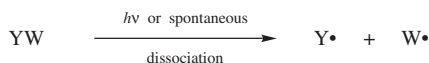
⁴⁵For example, Truce, W.E.; Levy, A.J. *J. Am. Chem. Soc.* **1961**, *83*, 4641; Zefirov, N.S.; Yur'ev, Yu.K.; Prikazchikova, L.P.; Bykhovskaya, M.Sh. *J. Gen. Chem. USSR* **1963**, *33*, 2100.

⁴⁶Mohrig, J.R.; Fu, S.S.; King, R.W.; Warnet, R.; Gustafson, G. *J. Am. Chem. Soc.* **1990**, *112*, 3665.

anti,⁴⁷ although syn addition⁴⁸ and nonstereoselective addition⁴⁹ have also been reported.

Free-Radical Addition

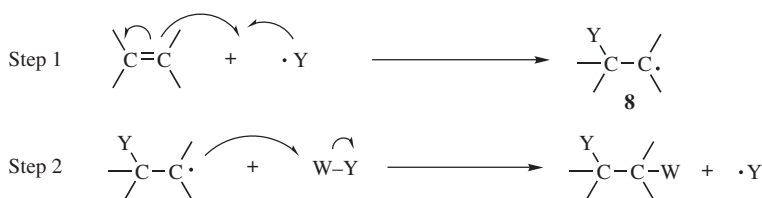
The mechanism of free-radical addition⁵⁰ follows the pattern discussed in Chapter 14 (pp. 934–939). The method of principal component analysis has been used to analyze polar and enthalpic effect in radical addition reactions.⁵¹ A radical is generated by



or



Propagation then occurs by



⁴⁷Truce, W.E.; Simms, J.A. *J. Am. Chem. Soc.* **1956**, *78*, 2756; Shostakovskii, M.F.; Chekulaeva, I.A.; Kondrat'eva, L.V.; Lopatin, B.V. *Bull. Acad. Sci. USSR Div. Chem. Sci.* **1962**, 2118; Théron F.; Vessière, R. *Bull. Soc. Chim. Fr.* **1968**, 2994; Bowden, K.; Price, M.J. *J. Chem. Soc. B* **1970**, 1466, 1472; Raunio, E.K.; Frey, T.G. *J. Org. Chem.* **1971**, *36*, 345; Truce, W.E.; Tichenor, G.J.W. *J. Org. Chem.* **1972**, *37*, 2391.

⁴⁸Truce, W.E.; Goldhamer, D.M.; Kruse, R.B. *J. Am. Chem. Soc.* **1959**, *81*, 4931; Dolfini, J.E. *J. Org. Chem.* **1965**, *30*, 1298; Winterfeldt, E.; Preuss, H. *Chem. Ber.* **1966**, *99*, 450; Hayakawa, K.; Kamikawaji, Y.; Wakita, A.; Kanematsu, K. *J. Org. Chem.* **1984**, *49*, 1985.

⁴⁹Gracheva, E.P.; Laba, V.I.; Kul'bovskaya, N.K.; Shostakovskii, M.F. *J. Gen. Chem. USSR* **1963**, *33*, 2431; Truce, W.E.; Brady, D.G. *J. Org. Chem.* **1966**, *31*, 3543; Prilezhaeva, E.N.; Vasil'ev, G.S.; Mikhaleshvili, I.L.; Bogdanov, V.S. *Bull. Acad. Sci. USSR Div. Chem. Sci.* **1970**, 1820.

⁵⁰For a monograph on this subject, see Huyser, E.S. *Free-Radical Chain Reactions*, Wiley, NY, **1970**. Other books with much of interest in this field are Nonhebel, D.C.; Walton, J.C. *Free-Radical Chemistry*; Cambridge University Press: London, **1974**; Pyor, W.A. *Free Radicals*; McGraw-Hill, NY, **1965**. For reviews, see Giese, B. *Rev. Chem. Intermed.* **1986**, *7*, 3; *Angew. Chem. Int. Ed.* **1983**, *22*, 753; Amiel, Y., in Patai, S.; Rappoport, Z. *The Chemistry of Functional Groups, Supplement C* pt. 1, Wiley, NY, **1983**, pp. 341–382; Abell, P.I., in Bamford, C.H.; Tipper, C.F.H. *Comprehensive Chemical Kinetics*, Vol. 18; Elsevier, NY, **1976**, pp. 111–165; Abell, P.I. in Kochi, J.K. *Free Radicals*, Vol. 2, Wiley, NY, **1973**, pp. 63–112; Minisci, F. *Acc. Chem. Res.* **1975**, *8*, 165; Julia, M., in Viehe, H.G. *Acetylenes*; Marcel Dekker, NY, **1969**, pp. 335–354; Elad, D. *Org. Photochem.* **1969**, *2*, 168; Schönberg, A. *Preparative Organic Photochemistry*, Springer, NY, **1968**, pp. 155–181; Cadogan, J.I.G.; Perkins, M.J., in Patai, S. *The Chemistry of Alkenes*, Vol. 1, Wiley, NY, **1964**, pp. 585–632.

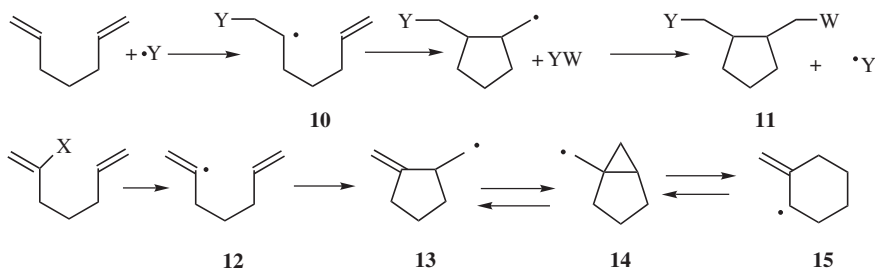
⁵¹Héberger, K.; Lopata, A. *J. Chem. Soc. Perkin Trans. 2*, **1995**, 91.

Step 2 is an abstraction (an atom transfer), so W is nearly always univalent, either hydrogen or halogen (p. 943). Termination of the chain can occur in any of the ways discussed in Chapter 14. If **9** adds to another alkene molecule,



a dimer is formed. This can add to still another, and chains, long or short, may be built up. This is the mechanism of free-radical polymerization. Short polymeric molecules (called *telomers*), formed in this manner, are often troublesome side products in free-radical addition reactions.

When free radicals are added to 1,5- or 1,6-dienes, the initially formed radical (**10**) can add intramolecularly to the other bond, leading to a cyclic product (**11**).⁵² When the radical is generated from an precursor that gives vinyl radical **12**, however, cyclization leads to **13**, which is in equilibrium with cyclopropylcarbinyl radical (**14**) via a 5-exo-trig reaction.⁵³ A 6-endo-trig reaction leads to **15**, but unless there are perturbing substituent effects, however, cyclopropanation should be the major process.



Radicals of the type **10**, generated in other ways, also undergo these cyclizations. Both five- and six-membered rings can be formed in these reactions (see p. 1021).

The free-radical addition mechanism just outlined predicts that the addition should be non-stereospecific, at least if **9** has any, but an extremely short lifetime. However, the reactions may be stereoselective, for reasons similar to those discussed for nucleophilic addition on p. 1007. Not all free-radical additions have been found to be selective, but many are. For example, addition of HBr to 1-bromocyclohexene is regioselective in that it gave only *cis*-1,2-dibromocyclohexane

⁵²For reviews of these and other free-radical cyclization reactions, see RajanBabu, T.V. *Acc. Chem. Res.* **1991**, *24*, 139; Beckwith, A.L.J. *Rev. Chem. Intermed.* **1986**, *7*, 143; Giese, B. *Radicals in Organic Synthesis: Formation of Carbon-Carbon Bonds*, Pergamon, Elmsford, NY, **1986**, pp. 141–209; Surzur, J. *React. Intermed. (Plenum)* **1982**, *2*, 121–295; Julia, M. *Acc. Chem. Res.* **1972**, *4*, 386; *Pure Appl. Chem.* **1974**, *40*, 553; **1967**, *15*, 167–183; Nonhebel, D.C.; Walton, J.C. *Free-Radical Chemistry*, Cambridge University Press, London, **1974**, pp. 533–544; Wilt, J.W., in Kochi, J.K. *Free Radicals*, Vol. 1, Wiley, NY, **1973**, pp. 418–446. For a review of cyclizations in general, see Thebtaranonth, C.; Thebtaranonth, Y. *Tetrahedron* **1990**, *46*, 1385.

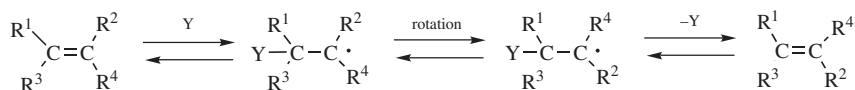
⁵³Denis, R.C.; Rancourt, J.; Ghio, E.; Boutonnet, F.; Gravel, D. *Tetrahedron Lett.* **1993**, *34*, 2091.

and none of the trans isomer (anti addition),⁵⁴ and propyne (at -78 to -60°C) gave only *cis*-1-bromopropene (anti addition), making it stereoselective.⁵⁵ However, stereospecificity has been found only in a few cases. Selectivity was observed in radical cyclization reactions of functionalized alkenes, which proceeded via a trans-ring closure.⁵⁶ The most important case is probably addition of HBr to 2-bromo-2-butene under free-radical conditions at -80°C . Under these conditions, the *cis* isomer gave 92% of the meso product, while the *trans* isomer gave mostly the *dl* pair.⁵⁷ This stereospecificity disappeared at room temperature, where both alkenes gave the same mixture of products ($\sim 78\%$ of the *dl* pair and 22% of the meso compound), so the addition was still stereoselective but no longer stereospecific. The stereospecificity at low temperatures is probably caused by a stabilization of the intermediate radical through the formation of a bridged bromine radical, of the type mentioned on p. 942:



This species is similar to the bromonium ion that is responsible for stereospecific anti addition in the electrophilic mechanism. Further evidence for the existence of such bridged radicals was obtained by addition of $\text{Br}\cdot$ to alkenes at 77 K. The ESR spectra of the resulting species were consistent with bridged structures.⁵⁸

For many radicals, step 1 ($\text{C}=\text{C} + \text{Y}\cdot \rightarrow \cdot\text{C}-\text{C}-\text{Y}$) is reversible. In such cases, free radicals can cause *cis* \rightarrow *trans* isomerization of a double bond by the pathway⁵⁹



Cyclic Mechanisms

There are some addition reactions where the initial attack is not at one carbon of the double bond, but both carbons are attacked simultaneously. Some of these are

⁵⁴Goering, H.L.; Abell, P.I.; Aycocock, B.F. *J. Am. Chem. Soc.* **1952**, *74*, 3588. See also, LeBel, N.A.; Czaja, R.F.; DeBoer, A. *J. Org. Chem.* **1969**, *34*, 3112.

⁵⁵Skell, P.S.; Allen, R.G. *J. Am. Chem. Soc.* **1958**, *80*, 5997.

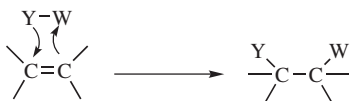
⁵⁶Ogura, K.; Kayano, A.; Fujino, T.; Sumitani, N.; Fujita, M. *Tetrahedron Lett.* **1993**, *34*, 8313.

⁵⁷Goering, H.L.; Larsen, D.W. *J. Am. Chem. Soc.* **1957**, *79*, 2653; **1959**, *81*, 5937. Also see, Skell, P.S.; Freeman, P.K. *J. Org. Chem.* **1964**, *29*, 2524.

⁵⁸Abell, P.I.; Piette, L.H. *J. Am. Chem. Soc.* **1962**, *84*, 916. See also, Leggett, T.L.; Kennerly, R.E.; Kohl, D.A. *J. Chem. Phys.* **1974**, *60*, 3264.

⁵⁹Benson, S.W.; Egger, K.W.; Golden, D.M. *J. Am. Chem. Soc.* **1965**, *87*, 468; Golden, D.M.; Furuyama, S.; Benson, S.W. *Int. J. Chem. Kinet.* **1969**, *1*, 57.

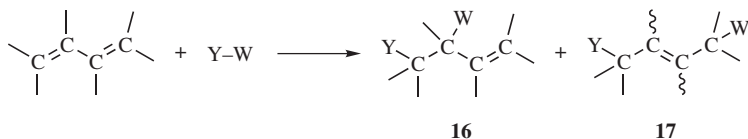
four-center mechanisms, which follow this pattern:



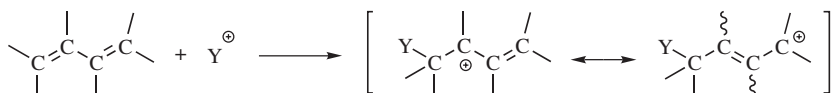
In others, there is a five- or a six-membered transition state. In these cases the addition to the double or triple bond must be syn. The most important reaction of this type is the Diels–Alder reaction (15-60).

Addition to Conjugated Systems

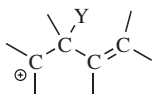
When electrophilic addition is carried out on a compound with two double bonds in conjugation, a 1,2-addition product (16) is often obtained, but in most cases there is also a 1,4-addition product (17), often in larger yield:⁶⁰



If the diene is unsymmetrical, there may be two 1,2-addition products. The competition between two types of addition product comes about because the carbocation resulting from attack on Y^+ is a resonance hybrid, with partial positive charges at the 2 and 4 positions:



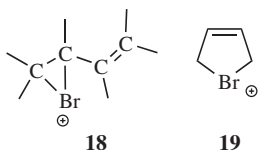
W^- may then attack either position. The original attack of Y^+ is always at the end of the conjugated system because an attack at a middle carbon would give a cation unstabilized by resonance:



In the case of electrophiles like Br^+ , which can form cyclic intermediates, both 1,2- and 1,4-addition products can be rationalized as stemming from an intermediate like 18. Direct nucleophilic attack by W^- would give the 1,2-product, while the 1,4-product could be formed by attack at the 4 position, by an S_N2' -type mechanism (see p. 470). Intermediates like 19 have been postulated, but ruled out for Br and Cl

⁶⁰For a review of electrophilic addition to conjugated dienes, see Khristov, V.Kh.; Angelov, Kh.M.; Petrov, A.A. *Russ. Chem. Rev.* **1991**, 60, 39.

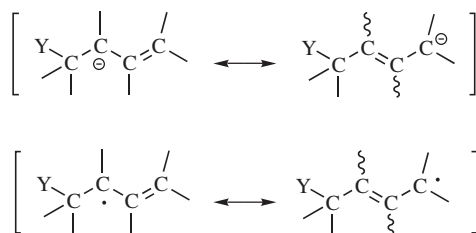
by the observation that chlorination



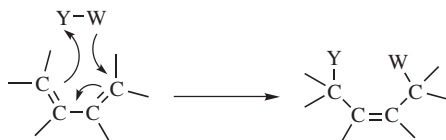
or bromination of butadiene gives trans 1,4-products.⁶¹ If an ion like **19** were the intermediate, the 1,4-products would have to have the cis configuration.

In most cases, more 1,4- than 1,2-addition product is obtained. This may be a consequence of thermodynamic control of products, as against kinetic. In most cases, under the reaction conditions, **16** is converted to a mixture of **16** and **17** which is richer in **17**. That is, either isomer gives the same mixture of both, which contains more **17**. It was found that at low temperatures, butadiene and HCl gave only 20–25% 1,4-adduct, while at high temperatures, where attainment of equilibrium is more likely, the mixture contained 75% 1,4-product.⁶² 1,2-Addition predominated over 1,4- in the reaction between DCl and 1,3-pentadiene, where the intermediate was the symmetrical (except for the D label) $\text{H}_3\text{CHC}^{\ominus}\text{---CH---CHCH}_2\text{D}$ ⁶³

Ion pairs were invoked to explain this result, since a free ion would be expected to be attacked by Cl^- equally well at both positions, except for the very small isotope effect.



Addition to conjugated systems can also be accomplished by any of the other three mechanisms. In each case, there is competition between 1,2- and 1,4-addition. In the case of nucleophilic or free-radical attack,⁶⁴ the intermediates are resonance hybrids and behave like the intermediate from electrophilic attack. Dienes can give 1,4-addition by a cyclic mechanism in this way:



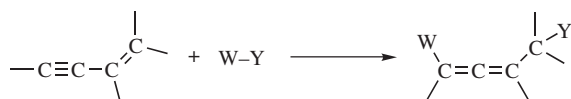
⁶¹Mislow, K. *J. Am. Chem. Soc.* **1953**, 75, 2512.

⁶²Kharasch, M.S.; Kritchevsky, J.; Mayo, F.R. *J. Org. Chem.* **1938**, 2, 489.

⁶³Nordlander, J.E.; Owuor, P.O.; Haky, J.E. *J. Am. Chem. Soc.* **1979**, 101, 1288.

⁶⁴For a review of free-radical addition to conjugated dienes, see Afanas'ev, I.B.; Samokhvalov, G.I. *Russ. Chem. Rev.* **1969**, 38, 318.

Other conjugated systems, including trienes, enynes, diynes, and so on, have been studied much less, but behave similarly. 1,4-Addition to enynes is an important way of making allenes:



Radical addition to conjugated systems is an important part of chain propagation reactions. The rate constants for addition of cyclohexyl radical to conjugated amides have been measured, and shown to be faster than addition to styrene.⁶⁵ In additions to $\text{RCH}=\text{C}(\text{CN})_2$ systems, where the R group has a chiral center, the Felkin–Ahn rule (p. 169) is followed and the reaction proceeds with high selectivity.⁶⁶ Addition of some radicals, such as $(\text{Me}_3\text{Si})_3\text{Si}\bullet$, is reversible and this can lead to poor selectivity or isomerization.⁶⁷

ORIENTATION AND REACTIVITY

Reactivity

As with electrophilic aromatic substitution (Chapter 11), electron-donating groups increase the reactivity of a double bond toward electrophilic addition and electron-withdrawing groups decrease it. This is illustrated in Tables 15.1 and 15.2.⁶⁸ As a further illustration it may be mentioned that the reactivity toward electrophilic addition of a group of alkenes increased in the order $\text{CCl}_3\text{CH}=\text{CH}_2 < \text{Cl}_2\text{CHCH}=\text{CH}_2 < \text{ClCH}_2\text{CH}=\text{CH}_2 < \text{CH}_3\text{CH}_2=\text{CH}_2$.⁶⁹ For nucleophilic addition the situation is reversed. These reactions are best carried out on substrates containing three or four electron-withdrawing groups, two of the most common being $\text{F}_2\text{C}=\text{CF}_2$ ⁷⁰ and $(\text{NC})_2\text{C}=\text{C}(\text{CN})_2$.⁷¹ The effect of substituents is so great that it is possible to make the statement that *simple alkenes do not react by the nucleophilic mechanism, and polyhalo or polycyano alkenes do not generally react by the electrophilic mechanism.*⁷²

⁶⁵Curran, D.P.; Qi, H.; Porter, N.A.; Su, Q.; Wu, W.-X. *Tetrahedron Lett.* **1993**, 34, 4489.

⁶⁶Giese, B.; Damm, W.; Roth, M.; Zehnder, M. *Synlett* **1992**, 441.

⁶⁷Ferreri, C.; Ballestri, M.; Chatgililoglu, C. *Tetrahedron Lett.* **1993**, 34, 5147.

⁶⁸Table 15.1 is from de la Mare, P.B.D. *Q. Rev. Chem. Soc.* **1949**, 3, 126, p. 145. Table 15.2 is from Dubois, J.E.; Mouvier, G. *Tetrahedron Lett.* **1963**, 1325. See also, Dubois, J.E.; Mouvier, G. *Bull. Soc. Chim. Fr.* **1968**, 1426; Grosjean, D.; Mouvier, G.; Dubois, J.E. *J. Org. Chem.* **1976**, 41, 3869, 3872.

⁶⁹Shelton, J.R.; Lee, L. *J. Org. Chem.* **1960**, 25, 428.

⁷⁰For a review of additions to $\text{F}_2\text{C}=\text{CF}_2$ and other fluoroalkenes, see Chambers, R.D.; Mobbs, R.H. *Adv. Fluorine Chem.* **1965**, 4, 51.

⁷¹For reviews of additions to tetracyanoethylene, see Fatiadi, A.J. *Synthesis* **1987**, 249, 749; Dhar, D.N. *Chem. Rev.* **1967**, 67, 611.

⁷²Such reactions can take place under severe conditions. For example, electrophilic addition could be accomplished with $\text{F}_2\text{C}=\text{CHF}$ in super acid solutions [Olah, G.A.; Mo, Y.K. *J. Org. Chem.* **1972**, 37, 1028] although $\text{F}_2\text{C}=\text{CF}_2$ did not react under these conditions. For reviews of electrophilic additions to fluoroalkenes, see Belen'kii, G.G.; German, L.S. *Sov. Sci. Rev. Sect. B* **1984**, 5, 183; Dyatkin, B.L.; Mochalina, E.P.; Knunyants, I.L. *Russ. Chem. Rev.* **1966**, 35, 417; *Fluorine Chem. Rev.* **1969**, 3, 45; Chambers, R.D.; Mobbs, R.H. *Adv. Fluorine Chem.* **1965**, 4, 51, pp. 77–81.

TABLE 15.1. Relative Reactivity of Some Alkenes Toward Bromine in Acetic Acid at 24°C⁶⁸

Alkene	Relative Rate
PhCH=CH ₂	Very fast
PhCH=CHPh	18
CH ₂ =CHCH ₂ Cl	1.6
CH ₂ =CHCH ₂ Br	1.0
PhCH=CHBr	0.11
CH ₂ =CHBr	0.0011

TABLE 15.2. Relative Reactivity of Some Alkenes Toward Bromine in Methanol⁶⁸

Alkene	Relative Rate
CH ₂ =CH ₂	3.0×10^1
CH ₃ CH ₂ CH=CH ₂	$2/9 \times 10^3$
<i>cis</i> -CH ₃ CH ₂ CH=CHCH ₃	1.3×10^5
(CH ₃) ₂ C=C(CH ₃) ₂	2.8×10^7

There are some reagents that attack only as nucleophiles, for example, ammonia, and these add only to substrates susceptible to nucleophilic attack. Other reagents attack only as electrophiles, and, for example, F₂C=CF₂ does not react with these. In still other cases, the same reagent reacts with a simple alkene by the electrophilic mechanism and with a polyhalo alkene by a nucleophilic mechanism. For example, Cl₂ and HF are normally electrophilic reagents, but it has been shown that Cl₂ adds to (N≡C)₂C=CHC≡N with initial attack by Cl⁻⁷³ and that HF adds to F₂C=CClF with initial attack by F⁻⁷⁴. Compounds that have a double bond conjugated with a Z group (as defined on p. 1007) nearly always react by a nucleophilic mechanism.⁷⁵ These are actually 1,4-additions, as discussed on p. 1008. A number of studies have been made of the relative activating abilities of various Z groups.⁷⁶ On the basis of these studies, the following order of decreasing activating ability has been suggested: Z = NO₂, COAr, CHO, COR, SO₂Ar, CN, COOR, SOAr, CONH₂, CONHR.⁷⁷

It seems obvious that electron-withdrawing groups enhance nucleophilic addition and inhibit electrophilic addition because they lower the electron density of

⁷³Dickinson, C.L.; Wiley, D.W.; McKusick, B.C. *J. Am. Chem. Soc.* **1960**, *82*, 6132. For another example, see Atkinson, R.C.; de la Mare, P.B.D.; Larsen, D.S. *J. Chem. Soc. Perkin Trans. 2*, **1983**, 271.

⁷⁴Miller, Jr., W.T.; Fried, J.H.; Goldwhite, H. *J. Am. Chem. Soc.* **1960**, *82*, 3091.

⁷⁵For a review of electrophilic reactions of such compounds, see Müllen, K.; Wolf, P., in Patai, S.; Rappoport, Z. *The Chemistry of Enones*, pt. 1, Wiley, NY, **1989**, pp. 513–558.

⁷⁶See, for example, Friedman, M.; Wall, J.S. *J. Org. Chem.* **1966**, *31*, 2888; Ring, R.N.; Tesoro, G.C.; Moore, D.R. *J. Org. Chem.* **1967**, *32*, 1091.

⁷⁷Shenhav, H.; Rappoport, Z.; Patai, S. *J. Chem. Soc. B* **1970**, 469.

the double bond. Addition of electrophilic radicals to electron rich alkenes has been reported,⁷⁸ so the reaction is possible in some cases. This is probably true, and yet similar reasoning does not always apply to a comparison between double and triple bonds.⁷⁹ There is a higher concentration of electrons between the carbons of a triple bond than in a double bond, and yet triple bonds are *less* subject to attack at an electrophilic site and *more* subject to nucleophilic attack than double bonds.⁸⁰ This statement is not universally true, but it does hold in most cases. In compounds containing both double and triple bonds (nonconjugated), bromine, an electrophilic reagent, always adds to the double bond.⁸¹ In fact, all reagents that form bridged intermediates like **2** react faster with double than with triple bonds. On the other hand, addition of electrophilic H⁺ (acid-catalyzed hydration, **15-3**; addition of hydrogen halides, **15-2**) takes place at about the same rates for alkenes as for corresponding alkynes.⁸² Furthermore, the presence of electron-withdrawing groups lowers the alkene/alkyne rate ratio. For example, while styrene PhCH=CH₂ was brominated 3000 times faster than PhC≡CH, the addition of a second phenyl group (PhCH=CHPh versus PhC≡CPh) lowered the rate ratio to about 250.⁸³ In the case of *trans*-MeOOCCH=CHCOOMe versus MeOOC≡CCOOMe, the triple bond compound was actually brominated faster.⁸⁴

As mentioned, it is true that in general triple bonds are more susceptible to nucleophilic and less to attack on an electrophilic site than double bonds, in spite of their higher electron density. One explanation is that the electrons in the triple bond are held more tightly because of the smaller carbon-carbon distance; it is thus harder for an attacking electrophile to pull out a pair. There is evidence from far-UV spectra to support this conclusion.⁸⁵ Another possible explanation has to do with the availability of the unfilled orbital in the alkyne. It has been shown that a π* orbital of bent alkynes (e.g., cyclooctyne) has a lower energy than the π* orbital of alkenes, and it has been suggested⁸⁶ that linear alkynes can achieve a bent structure in their transition states when reacting with an electrophile. Where electrophilic addition involves bridged-ion intermediates, those arising from triple bonds (**20**) are more strained than the corresponding **21** and furthermore are antiaromatic systems

⁷⁸Curran, D.P.; Ko, S.-B. *Tetrahedron Lett.* **1998**, *39*, 6629.

⁷⁹For reviews of ionic additions to triple bonds, see, in Patai, S. *The Chemistry of the Carbon-Carbon Triple Bond*, Wiley, NY, **1978**, the articles by Schmid, G.H. pt. 1, pp. 275-341, and by Dickstein, J.I.; Miller, S.I. pt. 2, pp. 813-955; Miller, S.I.; Tanaka, R. *Sel. Org. Transform.* **1970**, *1*, 143; Winterfeldt, E., in Viehe, H.G. *Acetylenes*, Marcel Dekker, NY, **1969**, pp. 267-334. For comparisons of double and triple bond reactivity, see Melloni, G.; Modena, G.; Tonellato, U. *Acc. Chem. Res.* **1981**, *14*, 227; Allen, A.D.; Chiang, Y.; Kresge, A.J.; Tidwell, T.T. *J. Org. Chem.* **1982**, *47*, 775.

⁸⁰For discussions, see Daniels, R.; Bauer, L. *J. Chem. Educ.* **1958**, *35*, 444; DeYoung, S.; Ehrlich, S.; Berliner, E. *J. Am. Chem. Soc.* **1977**, *99*, 290; Strozier, R.W.; Caramella, P.; Houk, K.N. *J. Am. Chem. Soc.* **1979**, *101*, 1340.

⁸¹Petrov, A.A. *Russ. Chem. Rev.* **1960**, *29*, 489.

⁸²Melloni, G.; Modena, G.; Tonellato, U. *Acc. Chem. Res.* **1981**, *14*, 227, p. 228.

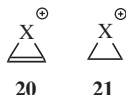
⁸³Robertson, P.W.; Dasant, W.E.; Milburn, R.M.; Oliver, W.H. *J. Chem. Soc.* **1950**, 1628.

⁸⁴Wolf, S.A.; Ganguly, S.; Berliner, E. *J. Am. Chem. Soc.* **1985**, *50*, 1053.

⁸⁵Walsh, A.D. *Q. Rev. Chem. Soc.* **1948**, *2*, 73.

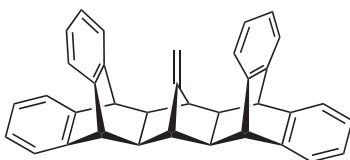
⁸⁶Ng, L.; Jordan, K.D.; Krebs, A.; Rüger, W. *J. Am. Chem. Soc.* **1982**, *104*, 7414.

(see p. 73), which **21** are not. This may be a reason why electrophilic addition by such electrophiles as Br, I, SR, and so on, is slower for triple than for double bonds.⁸⁷ As might be expected, triple bonds connected to a Z group (C≡C-Z) undergo nucleophilic addition especially well.⁸⁸



Although alkyl groups in general increase the rates of electrophilic addition, we have already mentioned (p. 1005) that there is a different pattern depending on whether the intermediate is a bridged ion or an open carbocation. For brominations and other electrophilic additions in which the first step of the mechanism is rate determining, the rates for substituted alkenes correlate well with the ionization potentials of the alkenes, which means that steric effects are not important.⁸⁹ Where the second step is rate determining [e.g., oxymercuration (**15-3**), hydroboration (**15-17**)], steric effects are important.⁸⁸

Free-radical additions can occur with any type of substrate. The determining factor is the presence of a free-radical attacking species. Some reagents (e.g., HBr, RSH) attack by ionic mechanisms if no initiator is present, but in the presence of a free-radical initiator, the mechanism changes and the addition is of the free-radical type. Nucleophilic radicals (see p. 938) behave like nucleophiles in that the rate is increased by the presence of electron-withdrawing groups in the substrate. The reverse is true for electrophilic radicals.⁹⁰ However, nucleophilic radicals react with alkynes more slowly than with the corresponding alkenes,⁹¹ which is contrary to what might have been expected.⁹²



22

⁸⁷Nevertheless, bridged ions **15** have been implicated in some additions to triple bonds. See, for example, Pincock, J.A.; Yates, K. *Can. J. Chem.* **1970**, *48*, 3332; Mauger, E.; Berliner, E. *J. Am. Chem. Soc.* **1972**, *94*, 194; Bassi, P.; Tonellato, U. *J. Chem. Soc. Perkin Trans. 1*, **1973**, 669; Schmid, G.H.; Modro, A.; Lenz, F.; Garratt, D.G.; Yates, K. *J. Org. Chem.* **1976**, *41*, 2331.

⁸⁸For a review of additions to these substrates, see Winterfeldt, E. *Angew. Chem. Int. Ed.* **1967**, *6*, 423; *Newer Methods Prep. Org. Chem.* **1971**, *6*, 243.

⁸⁹Nelson, D.J.; Cooper, P.J.; Soundararajan, R. *J. Am. Chem. Soc.* **1989**, *111*, 1414; Nelson, D.J.; Soundararajan, R. *Tetrahedron Lett.* **1988**, *29*, 6207.

⁹⁰For reviews of reactivity in free-radical additions, see Tedder, J.M. *Angew. Chem. Int. Ed.* **1982**, *21*, 401; Tedder, J.M.; Walton, J.C. *Tetrahedron* **1980**, *36*, 701.

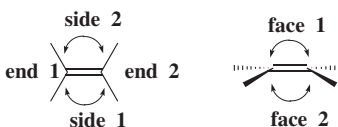
⁹¹Giese, B.; Lachhein, S. *Angew. Chem. Int. Ed.* **1982**, *21*, 768.

⁹²For a discussion of reactivity and orientation of polar radicals, see Volovik, S.V.; Dyadyusha, G.G.; Staninets, V.I. *J. Org. Chem. USSR* **1986**, *22*, 1224.

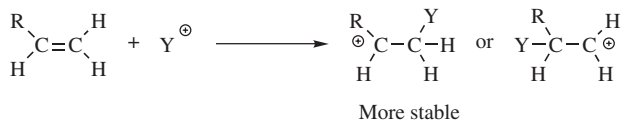
Steric influences are important in some cases. In catalytic hydrogenation, where the substrate must be adsorbed onto the catalyst surface, the reaction becomes more difficult with increasing substitution. The hydrocarbon **22**, in which the double bond is entombed between the benzene rings, does not react with Br_2 , H_2SO_4 , O_3 , BH_3 , $:\text{CBr}_2$, or other reagents that react with most double bonds.⁹³ A similarly inactive compound is tetra-*tert*-butylallene $(t\text{-Bu})_2\text{C}=\text{C}=\text{C}(t\text{-Bu})_2$, which is inert to Br_2 , Cl_2 , O_3 , and catalytic hydrogenation.⁹⁴

Orientation

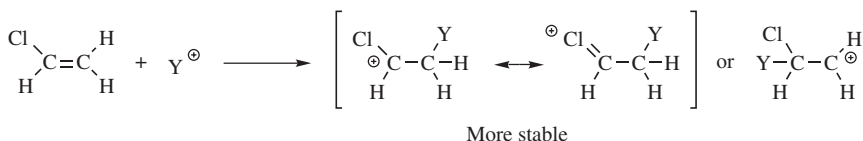
When an unsymmetrical reagent is added to an unsymmetrical substrate, the question arises: Which side of the reagent goes to which side of the double or triple bond? The terms side and face are arbitrary, and a simple guide is shown to help understand the arguments used here. For electrophilic attack, the answer is given by



*Markovnikov's rule: The positive portion of the reagent goes to the side of the double or triple bond that has more hydrogens.*⁹⁵ A number of explanations have been suggested for this regioselectivity, but the most probable is that Y^+ adds to that side that will give the more stable carbocation. This premise has been examined by core electron spectroscopy and by theoretical analysis.⁹⁶ Thus, when an alkyl group is present, secondary carbocations are more stable than primary:



We may ask: Why does Y^+ add to give the more stable carbocation? As in the similar case of electrophilic aromatic substitution (p. 658), we invoke the Hammond postulate and say that the lower energy carbocation is preceded by the lower energy transition state. Markovnikov's rule also applies for halogen substituents because the halogen stabilizes the carbocation by resonance:



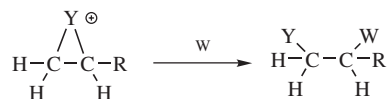
⁹³Butler, D.N.; Gupta, I.; Ng, W.W.; Nyburg, S.C. *J. Chem. Soc., Chem. Commun.* **1980**, 596.

⁹⁴Bolze, R.; Eierdanz, H.; Schlüter, K.; Massa, W.; Grahn, W.; Berndt, A. *Angew. Chem. Int. Ed.* **1982**, *21*, 924.

⁹⁵For discussions of Markovnikov's rule, see Isenberg, N.; Grdinic, M. *J. Chem. Educ.* **1969**, *46*, 601; Grdinic, M.; Isenberg, N. *Intra-Sci. Chem. Rep.*, **1970**, *4*, 145–162.

⁹⁶Sæthre, L.J.; Thomas, T.D.; Svensson, S. *J. Chem. Soc. Perkin Trans. 2*, **1997**, 749.

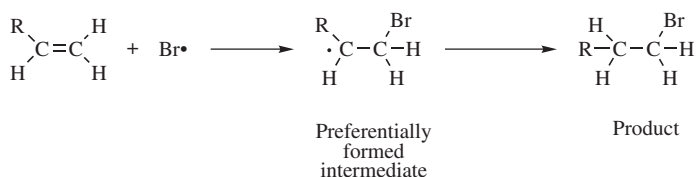
Markovnikov's rule is also usually followed where bromonium ions or other three-membered rings are intermediates.⁹⁷ This means that in these cases attack by *W* must resemble the S_N1 rather than the S_N2 mechanism (see p. 517), although the overall stereospecific anti addition in these reactions means that the nucleophilic substitution step is taking place with inversion of configuration.



Alkenes containing strong electron-withdrawing groups may violate Markovnikov's rule. For example, attack at the Markovnikov position of $\text{Me}_3\text{N}^+-\text{CH}=\text{CH}_2$ would give an ion with positive charges on adjacent atoms. The compound $\text{CF}_3\text{CH}=\text{CH}_2$ has been reported to give electrophilic addition with acids in an anti-Markovnikov direction, but it has been shown⁹⁸ that, when treated with acids, this compound does not give simple electrophilic addition at all; the apparently anti-Markovnikov products are formed by other pathways. Molecular electrostatic potentials for the π -region of substituted alkenes were studied, with electron donating and withdrawing substituents (based on the increase or decrease in the negative character of V_{min} -most negative-valued point), and plots of V_{min} shows a good linear correlation with the Hammett $\sigma\rho$ constants, suggesting similar substituent electronic effects for substituted ethylenes and substituted benzenes.⁹⁹

For nucleophilic addition the direction of attack has been studied very little, except for Michael-type addition, with compounds of the type $\text{C}=\text{C}-\text{Z}$. Here the negative part of the reagent almost always attacks regioselectively at the carbon that does not carry the *Z* (see p. 1008).

In free-radical addition¹⁰⁰ the main effect seems to be steric.¹⁰¹ All substrates $\text{CH}_2=\text{CHX}$ preferentially react at the CH_2 , regardless of the identity of *X* or of the radical. With a reagent such as HBr , this means that the addition is anti-Markovnikov:



⁹⁷This has been graphically demonstrated by direct treatment of stabilized bromonium ions by nucleophiles: Dubois, J.E.; Chrétien, J.R. *J. Am. Chem. Soc.* **1978**, *100*, 3506.

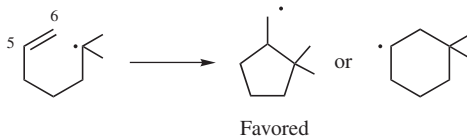
⁹⁸Myhre, P.C.; Andrews, G.D. *J. Am. Chem. Soc.* **1970**, *92*, 7595, 7596. See also, Newton, T.A. *J. Chem. Educ.* **1987**, *64*, 531.

⁹⁹Suresh, C.H.; Koga, N.; Gadre, S.R. *J. Org. Chem.* **2001**, *66*, 6883.

¹⁰⁰For reviews of orientation in free-radical additions, see Tedder, J.M.; Walton, J.C. *Tetrahedron* **1980**, *36*, 701; *Adv. Phys. Org. Chem.* **1978**, *16*, 51; *Acc. Chem. Res.* **1976**, *9*, 183. See also, Giese, B. *Rev. Chem. Intermed.* **1986**, *7*, 3; Tedder, J.M. *J. Chem. Educ.* **1984**, *61*, 237.

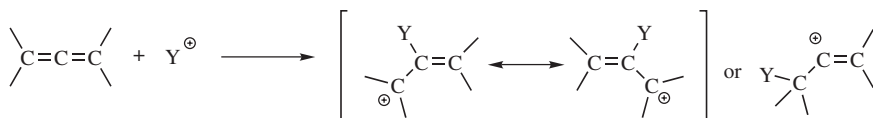
¹⁰¹See, however, Riemenschneider, K.; Bartels, H.M.; Dornow, R.; Drechsel-Grau, E.; Eichel, W.; Luthe, H.; Matter, Y.M.; Michaelis, W.; Boldt, P. *J. Org. Chem.* **1987**, *52*, 205; Gleicher, G.J.; Mahiou, B.; Aretakis, A.J. *J. Org. Chem.* **1989**, *54*, 308.

Thus the observed orientation in both kinds of HBr addition (Markovnikov electrophilic and anti-Markovnikov free radical) is caused by formation of the secondary intermediate. In the electrophilic case it forms because it is more stable than the primary; in the free-radical case because it is sterically preferred. The stability order of the free-radical intermediates is also usually in the same direction: $3^\circ > 2^\circ > 1^\circ$ (p. 272), but this factor is apparently less important than the steric factor. Internal alkenes with no groups present to stabilize the radical usually give an $\sim 1:1$ mixture via 5-exo-trig and 6-endo-trig (see Baldwin's rules p. \$\$\$) reactions.



In *intramolecular* additions of radicals containing a 5,6 double bond,⁵² both five- and six-membered rings can be formed, but in most cases¹⁰² the five-membered rings are greatly preferred kinetically, even (as in the case shown) where five-membered ring closure means generating a primary radical and six-membered ring closure a secondary radical. This phenomenon may be caused by more favorable entropy factors leading to a five-membered ring, as well as by stereoelectronic factors, but other explanations have also been offered.¹⁰³ Similar behavior is found when the double bond is in other positions (from the 3,4 to the 7,8 position). In each case, the smaller ring (exo-trig addition) is preferred to the larger (endo-trig addition)¹⁰⁴ (see the Baldwin rules, p. 305). However, when a radical that is unsaturated in the 5,6 position contains an alkyl group in the 5 position, formation of the six-membered ring is generally favored.¹⁰⁵

For conjugated dienes, attack by a positive ion, a negative ion, or a free radical is almost always at the *end* of the conjugated system, since in each case this gives an intermediate stabilized by resonance. In the case of an unsymmetrical diene, the more stable ion is formed. For example, isoprene ($\text{CH}_2=\text{CMeCH}=\text{CH}_2$), treated with HCl gives only $\text{Me}_2\text{CClCH}=\text{CH}_2$ and $\text{Me}_2\text{C}=\text{CHCH}_2\text{Cl}$, with none of the product arising from attack at the other end. $\text{PhCH}=\text{CHCH}=\text{CH}_2$ gives only $\text{PhCH}=\text{CHCHClCH}_3$ since it is the only one of the eight possible products that has a double bond in conjugation with the ring and that results from attack by H^+ at an end of the conjugated system.



¹⁰²For an exception, see Wilt, J.W. *Tetrahedron* **1985**, *41*, 3979.

¹⁰³For discussions, see Beckwith, A.L.J. *Tetrahedron* **1981**, *37*, 3073; Verhoeven, J.W. *Revl. Trav. Chim. Pays-Bas* **1980**, *99*, 143. For molecular mechanics force-field approaches to this problem, see Beckwith, A.L.J.; Schiesser, C.H. *Tetrahedron* **1985**, *41*, 3925; Spellmeyer, D.C.; Houk, K.N. *J. Org. Chem.* **1987**, *52*, 959.

¹⁰⁴See Beckwith, A.L.J.; Easton, C.J.; Serelis, A.K. *J. Chem. Soc., Chem. Commun.* **1980**, 482.

¹⁰⁵See Chuang, C.; Gallucci, J.C.; Hart, D.J.; Hoffman, C. *J. Org. Chem.* **1988**, *53*, 3218, and references cited therein.

When allenes attack electrophilic reagents,¹⁰⁶ Markovnikov's rule would predict that the formation of the new bond should be at the end of the system, since there are no hydrogens in the middle. Reaction at the center gives a carbocation stabilized by resonance, but not immediately. In order for such stabilization to be in effect the three *p* orbitals must be parallel, and it requires a rotation about the C—C bond for this to happen.¹⁰⁷ Therefore, the stability of the allylic cation has no effect on the transition state, which still has a geometry similar to that of the original allene (p. 148). Probably because of this, attack on the unsubstituted $\text{CH}_2=\text{C}=\text{CH}_2$ is most often at the end carbon, to give a vinylic cation, although center attack has also been reported. However, as alkyl or aryl groups are substituted on the allene carbons, attack at the middle carbon becomes more favorable because the resulting cation is stabilized by the alkyl or aryl groups (it is now a secondary, tertiary, or benzylic cation). For example, allenes of the form $\text{RCH}=\text{C}=\text{CH}_2$ are still attacked most often at the end, but with $\text{RCH}=\text{C}=\text{CHR}'$ center attack is more prevalent. Tetramethylallene is also attacked predominantly at the center carbon.¹⁰⁸ Free radicals¹⁰⁹ attack allenes most often at the end,¹¹⁰ although attack at the middle has also been reported.¹¹¹ As with electrophilic attack and for the same reason, the stability of the allylic radical has no effect on the transition state of the reaction between a free radical and an allene. Again, as with electrophilic attack, the presence of alkyl groups increases the extent of attack by a radical at the middle carbon.¹¹²

Stereochemical Orientation

It has already been pointed out that some additions are syn, with both groups, approaching from the same side, and that others are anti, with the groups approaching from opposite sides of the double or triple bond. For cyclic compounds steric orientation must be considered. In syn addition to an unsymmetrical cyclic alkene,

¹⁰⁶For a monograph on addition to allenes, see Schuster, H.F.; Coppola, G.M. *Allenes in Organic Synthesis* Wiley, NY, **1984**. For reviews, see Pasto, D.J. *Tetrahedron* **1984**, *40*, 2805; Smadja, W. *Chem. Rev.* **1983**, *83*, 263; in Landor, S.R. *The Chemistry of Allenes*, Vol. 2; Academic Press, NY, **1982**, articles by Landor, S.R., Jacobs, T.L.; Hopf, H. pp. 351–577; Stang, P.J.; Rappoport, Z.; Hanack, M.; Subramanian, L.R. *Vinyl Cations*, Academic Press, NY, **1979**, pp. 152–167; Blake, P., in Patai, S. *The Chemistry of Ketenes, Allenes and Related Compounds*, pt. 1, Wiley, NY, **1980**; pp. 342–357; Modena, G.; Tonellato, U. *Adv. Phys. Org. Chem.* **1971**, *9*, 185, pp. 215–231; Richey, Jr., H.G.; Richey, J.M., in Olah, G.A.; Schleyer, P.V.R. *Carbonium Ions*, Vol. 2, Wiley, NY, **1970**, pp. 917–922; Caserio, M.C. *Sel. Org. Transform.*, **1970**, *1*, 239; Taylor, D.R. *Chem. Rev.* **1967**, *67*, 317, 338–346; Mavrov, M.V.; Kucherov, V.F. *Russ. Chem. Rev.* **1967**, *36*, 233; Griesbaum, K. *Angew. Chem. Int. Ed.* **1966**, *5*, 933.

¹⁰⁷For evidence that this is so, see Okuyama, T.; Izawa, K.; Fueno, T. *J. Am. Chem. Soc.* **1973**, *95*, 6749.

¹⁰⁸For example, see Bianchini, J.; Guillemonat, A. *Bull. Soc. Chim. Fr.* **1968**, 2120; Pittman Jr., C.U. *Chem. Commun.* **1969**, 122; Poutsma, M.L.; Ibarbia, P.A. *J. Am. Chem. Soc.* **1971**, *93*, 440.

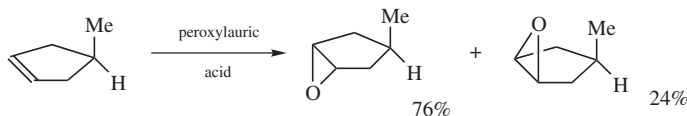
¹⁰⁹For a review, see Jacobs, T.L., in Landor, S.R. *The Chemistry of Allenes*, Vol. 2, Academic Press, NY, **1982**, pp. 399–415.

¹¹⁰Griesbaum, K.; Oswald, A.A.; Quiram, E.R.; Naegele, W. *J. Org. Chem.* **1963**, *28*, 1952.

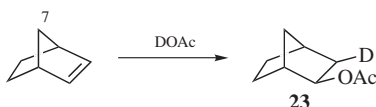
¹¹¹See, for example, Pasto, D.J.; L'Hermine, G. *J. Org. Chem.* **1990**, *55*, 685.

¹¹²For example, see Byrd, L.R.; Caserio, M.C. *J. Org. Chem.* **1972**, *37*, 3881; Pasto, D.J.; Warren, S.E.; Morrison, M.A. *J. Org. Chem.* **1981**, *46*, 2837. See, however, Bartels, H.M.; Boldt, P. *Liebigs Ann. Chem.* **1981**, 40.

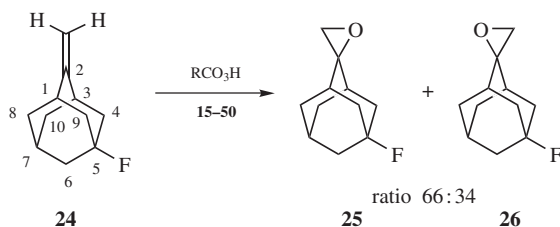
the two groups can come in from the more- or from the less-hindered face of the double bond. The rule is that syn addition is usually, although not always, from the less-hindered face. For example, epoxidation of 4-methylcyclopentene gave 76% addition from the less-hindered and 24% from the more-hindered face.¹¹³



In anti addition to a cyclic substrate, the initial attack on the electrophile is also from the less-hindered face. However, many (although not all) electrophilic additions to norbornene and similar strained bicycloalkenes are syn additions.¹¹⁴ In these cases reaction is always from the exo side, as in formation of **23**,¹¹⁵



unless the exo side is blocked by substituents in the 7 position, in which case endo attack may predominate; for example, 7,7-dimethylnorbornene undergoes syn-endo epoxidation (**15-50**) and hydroboration¹¹⁶ (**15-16**). However, addition of DCl and F₃CCOOD to, and oxymercuration (**15-2**) of, 7,7-dimethylnorbornene proceeds syn-exo in spite of the methyl groups in the 7 position.¹¹⁷ Similarly, free-radical additions to norbornene and similar molecules are often syn-exo, although anti additions and endo attacks are also known.¹¹⁸



Electronic effects can also play a part in determining which face reacts preferentially with the electrophilic species. In the adamantane derivative **24**, steric

¹¹³Henbest, H.B.; McCullough, J.J. *Proc. Chem. Soc.* **1962**, 74.

¹¹⁴For a discussion, see Traylor, T.G. *Acc. Chem. Res.* **1969**, 2, 152.

¹¹⁵Cristol, S.J.; Morrill, T.C.; Sanchez, R.A. *J. Org. Chem.* **1966**, 31, 2719; Brown, H.C.; Kawakami, J.H.; Liu, K. *J. Am. Chem. Soc.* **1970**, 92, 5536; Alvernhe, G.; Anker, D.; Laurent, A.; Haufe, G.; Beguin, C. *Tetrahedron* **1988**, 44, 3551; Koga, N.; Ozawa, T.; Morokuma, K. *J. Phys. Org. Chem.* **1990**, 3, 519.

¹¹⁶Brown, H.C.; Kawakami, J.H.; Liu, K. *J. Am. Chem. Soc.* **1973**, 95, 2209.

¹¹⁷Brown, H.C.; Liu, K. *J. Am. Chem. Soc.* **1975**, 97, 600, 2469; Tidwell, T.T.; Traylor, T.G. *J. Org. Chem.* **1968**, 33, 2614.

¹¹⁸For a review of free-radical addition to these systems, see Azovskaya, V.A.; Prilezhaeva, E.N. *Russ. Chem. Rev.* **1972**, 41, 516.

effects are about the same for each face of the double bond. Yet epoxidation, dibromocarbene reactions (**15-64**), and hydroboration (**15-16**) all predominantly take place from the face that is syn to the electron-withdrawing fluorine.¹¹⁹ In the case shown, about twice as much **25** was formed, compared to **26**. Similar results have been obtained on other substrates:¹²⁰ groups that are electron withdrawing by the field effect ($-I$) direct attack from the syn face; $+I$ groups from the anti face, for both electrophilic and nucleophilic attack. These results are attributed¹²¹ to hyperconjugation: For the adamantane case, there is overlap between the σ^* orbital of the newly forming bond (between the attacking species and C-2 in **24**) and the filled σ orbitals of the $C_\alpha-C_\beta$ bonds on the opposite side. This is called the *Cieplak effect*. The LiAlH_4 reduction of 2-axial methyl or methoxy cyclohexanones supports Cieplak's proposal.¹²² In addition reactions of methanol to norbornanones, however, little evidence was found to support the Cieplak effect.¹²³ The four possible bonds are C-3-C-4 and C-1-C-9 on the syn side and C-3-C-10 and C-1-C-8 on the anti side. The preferred pathway is the one where the incoming group has the more electron-rich bonds on the side *opposite* to it (these are the ones it overlaps with). Since the electron-withdrawing F has its greatest effect on the bonds closest to it, the C-1-C-8 and C-3-C-10 bonds are more electron rich, and the group comes in on the face syn to the F.

It has been mentioned that additions of Br_2 and HOBr are often anti because of formation of bromonium ions and that free-radical addition of HBr is also anti. When the substrate in any of these additions is a cyclohexene, the addition is not only anti but the initially formed product is conformationally specific too, being mostly diaxial.¹²⁴ This is so because diaxial opening of the three-membered ring preserves a maximum coplanarity of the participating centers in the transition state; indeed, on opening, epoxides also give diaxial products.¹²⁵ However, the initial diaxial product may then pass over to the diequatorial conformer unless other groups on the ring render the latter less stable than the former. In free-radical additions to cyclohexenes in which cyclic intermediates are not involved, the initial reaction with the radical is also usually from the axial direction,¹²⁶ resulting in a diaxial initial product if the overall addition is anti. The direction from which unsymmetrical radicals react has also been studied.¹²⁷ For example, when the radical **27** adds

¹¹⁹Srivastava, S.; le Noble, W.J. *J. Am. Chem. Soc.* **1987**, *109*, 5874. See also, Bodepudi, V.R.; le Noble, W.J. *J. Org. Chem.* **1991**, *56*, 2001.

¹²⁰Cieplak, A.S.; Tait, B.D.; Johnson, C.R. *J. Am. Chem. Soc.* **1989**, *111*, 8447.

¹²¹Cieplak, A.S. *J. Am. Chem. Soc.* **1981**, *103*, 4540. See also, Jorgensen, W.L. *Chemtracts: Org. Chem.* **1988**, *1*, 71.

¹²²Senda, Y.; Nakano, S.; Kunii, H.; Itoh, H. *J. Chem. Soc. Perkin Trans. 2*, **1993**, 1009.

¹²³Coxon, J.M.; McDonald, D.Q. *Tetrahedron* **1992**, *48*, 3353.

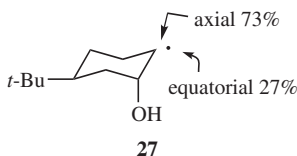
¹²⁴Barton, D.H.R., in *Theoretical Organic Chemistry The Kekulé Symposium*, Butterworth: London, **1959**, pp. 127-143; Goering, H.L.; Sims, L.L. *J. Am. Chem. Soc.* **1955**, *77*, 3465; Shoppee, C.W.; Akhtar, M.I.; Lack, R.E. *J. Chem. Soc.* **1964**, 877; Readio, P.D.; Skell, P.S. *J. Org. Chem.* **1966**, *31*, 753, 759.

¹²⁵For example, see Anselmi, C.; Berti, G.; Catelani, G.; Lecce, L.; Monti, L. *Tetrahedron* **1977**, *33*, 2771.

¹²⁶Huyser, E.S.; Benson, H.; Sinnige, H.J. *J. Org. Chem.* **1967**, *32*, 622; LeBel, N.A.; Czaja, R.F.; DeBoer, A. *J. Org. Chem.* **1969**, *34*, 3112

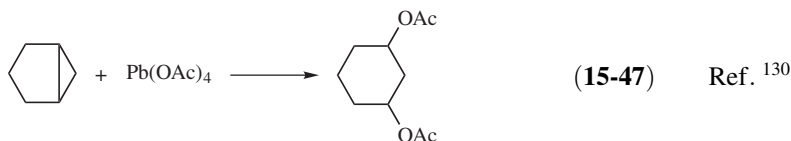
¹²⁷For a review, see Giese, B. *Angew. Chem. Int. Ed.* **1989**, *28*, 969.

to a double bond it preferentially does so anti to the OH group, leading to a diaxial trans product.¹²⁵



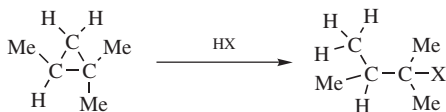
Addition to Cyclopropane Rings¹²⁸

We have previously seen (p. 218) that in some respects, cyclopropane rings resemble double bonds.¹²⁹ It is not surprising, therefore, that cyclopropanes undergo addition reactions analogous to those undergone by double-bond compounds, resulting in the opening of the three-membered rings, as in the two examples shown where reaction numbers relating the reaction to alkene chemistry are in parentheses.



Other examples are discussed at **15-3**, **15-15**, and **15-63**.

Additions to cyclopropanes can take place by any of the four mechanisms already discussed in this chapter, but the most important type involves attack on an electrophile.¹³¹ For substituted cyclopropanes, these reactions usually follow Markovnikov's rule, although exceptions are known and the degree of regioselectivity is often small. The application of Markovnikov's rule to these substrates can be illustrated by the reaction of 1,1,2-trimethylcyclopropane with HX.¹³² The rule predicts that the electrophile (in this case H⁺) goes to the carbon



¹²⁸For a review, see Charton, M., in Zabicky, J. *The Chemistry of Alkenes*, Vol 2., Wiley, NY, **1970**, pp. 569–592. For reviews of the use of cyclopropanes in organic synthesis see Reissig, H. *Top. Curr. Chem.* **1988**, *144*, 73; Wong, H.N.C.; Hon, M.; Tse, C.; Yip, Y.; Tanko, J.; Hudlicky, T. *Chem. Rev.* **1989**, *89*, 165.

¹²⁹The analogies are by no means complete: see Gordon, A.J. *J. Chem. Educ.* **1967**, *44*, 461.

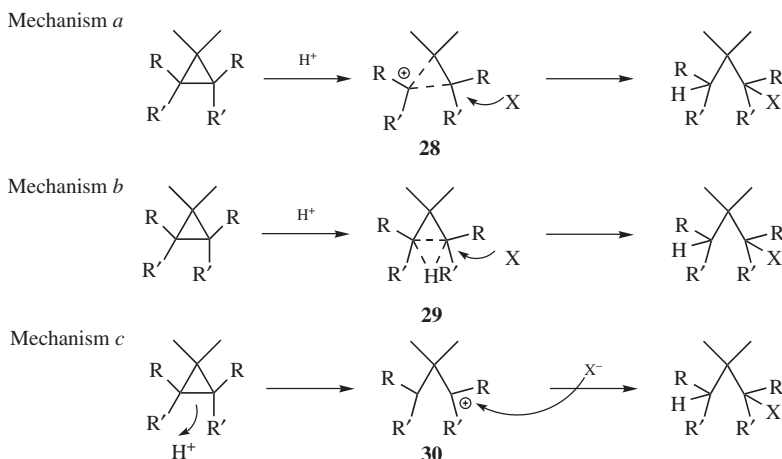
¹³⁰Moon, S. *J. Org. Chem.* **1964**, *39*, 3456.

¹³¹For a review, see DePuy, C.H. *Top. Curr. Chem.* **1973**, *40*, 73–101. For a list of references to pertinent mechanistic studies, see Wiberg, K.B.; Kass, S.R. *J. Am. Chem. Soc.* **1985**, *107*, 988.

¹³²Kramer, G.M. *J. Am. Chem. Soc.* **1970**, *92*, 4344.

with the most hydrogens and the nucleophile goes to the carbon that can best stabilize a positive charge (in this case the tertiary rather than the secondary carbon). The stereochemistry of the reaction can be investigated at two positions the one that becomes connected to the electrophile and the one that becomes connected to the nucleophile. The results at the former position are mixed. Additions have been found to take place with 100% retention,¹³³ 100% inversion,¹³⁴ and with mixtures of retention and inversion.¹³⁵ At the carbon that becomes connected to the nucleophile the result is usually inversion, although retention has also been found,¹³⁶ and elimination, rearrangement, and racemization processes often compete, indicating that in many cases a positively charged carbon is generated at this position.

At least three mechanisms have been proposed for electrophilic addition (these mechanisms are shown for attack by HX, but analogous mechanisms can be written for other electrophiles).



Mechanism *a* involves a corner-protonated cyclopropane¹³⁷ (**28**); we have already seen examples of such ions in the 2-norbornyl and 7-norbornenyl cations (pp. 453, 460). Mechanism *b* involves an edge-protonated cyclopropane (**29**). Mechanism *c*

¹³³For example, see DePuy, C.H.; Breitbeil, F.W.; DeBruin, K.R. *J. Am. Chem. Soc.* **1966**, *88*, 3347; Hendrickson, J.B.; Boeckman, Jr., R.K. *J. Am. Chem. Soc.* **1969**, *91*, 3269.

¹³⁴For example, see LaLonde, R.T.; Ding, J.; Tobias, M.A. *J. Am. Chem. Soc.* **1967**, *89*, 6651; Warnet, R.J.; Wheeler, D.M.S. *Chem. Commun.* **1971**, 547; Hogeveen, H.; Roobeek, C.F.; Volger, H.C. *Tetrahedron Lett.* **1972**, 221; Battiste, M.A.; Mackiernan, J. *Tetrahedron Lett.* **1972**, 4095. See also, Jensen, F.R.; Patterson, D.B.; Dinizo, S.E. *Tetrahedron Lett.* **1974**, 1315; Coxon, J.M.; Steel, P.J.; Whittington, B.I. *J. Org. Chem.* **1990**, *55*, 4136.

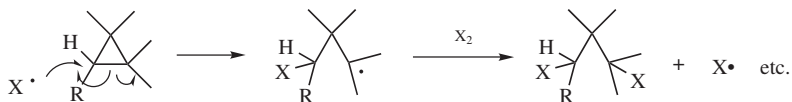
¹³⁵Nickon, A.; Hammons, J.H. *J. Am. Chem. Soc.* **1964**, *86*, 3322; Hammons, J.H.; Probasco, E.K.; Sanders, L.A.; Whalen, E.J. *J. Org. Chem.* **1968**, *33*, 4493; DePuy, C.H.; Fünfschilling, P.C.; Andrist, A.H.; Olson, J.M. *J. Am. Chem. Soc.* **1977**, *99*, 6297.

¹³⁶Cristol, S.J.; Lim, W.Y.; Dahl, A.R. *J. Am. Chem. Soc.* **1970**, *92*, 4013; Hendrickson, J.B.; Boeckman, Jr., R.K. *J. Am. Chem. Soc.* **1971**, *93*, 4491.

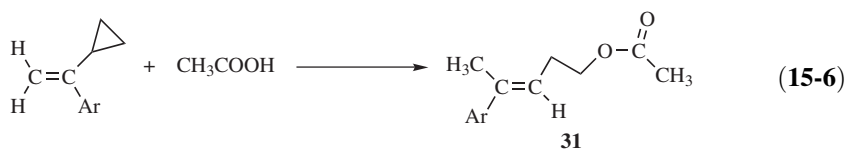
¹³⁷For reviews of protonated cyclopropanes, see Collins, C.J. *Chem. Rev.* **1969**, *69*, 543; Lee, C.C. *Prog. Phys. Org. Chem.* **1970**, *7*, 129.

consists of a one-step S_E2 -type attack on H^+ to give the classical cation **30**, which then reacts with the nucleophile. Although the three mechanisms as we have drawn them show retention of configuration at the carbon that becomes attached to the proton, mechanisms *a* and *c* at least can also result in inversion at this carbon. Unfortunately, the evidence on hand at present does not allow us unequivocally to select any of these as the exclusive mechanism in all cases. Matters are complicated by the possibility that more than one edge-protonated cyclopropane is involved, at least in some cases. There is strong evidence for mechanism *b* with the electrophiles Br^+ and Cl^+ ,¹³⁸ and for mechanism *a* with D^+ and Hg^{2+} .¹³⁹ *Ab initio* studies show that the corner-protonated **28** is slightly more stable ($\sim 1.4 \text{ kcal mol}^{-1}$, 6 kJ mol^{-1}) than the edge-protonated **29**.¹⁴⁰ There is some evidence against mechanism *c*.¹⁴¹

Free-radical additions to cyclopropanes have been studied much less, but it is known that Br_2 and Cl_2 add to cyclopropanes by a free-radical mechanism in the presence of UV light. The addition follows Markovnikov's rule, with the initial radical reacting at the least-substituted carbon and the second group going to the most-substituted position. Several investigations have shown that the reaction is stereospecific at one carbon, taking place with inversion there, but nonstereospecific at the other carbon.¹⁴² A mechanism that accounts for this behavior is¹⁴³



In some cases, conjugate addition has been performed on systems where a double bond is "conjugated" with a cyclopropyl ring. An example is the formation of **31**.¹⁴⁴



¹³⁸Coxon, J.M.; Steel, P.J.; Whittington, B.I.; Battiste, M.A. *J. Org. Chem.* **1989**, *54*, 1383; Coxon, J.M.; Steel, P.J.; Whittington, B.I. *J. Org. Chem.* **1989**, *54*, 3702.

¹³⁹Lambert, J.B.; Chelius, E.C.; Bible, Jr., R.H.; Hadju, E. *J. Am. Chem. Soc.* **1991**, *113*, 1331.

¹⁴⁰Koch, W.; Liu, B.; Schleyer, P.v.R. *J. Am. Chem. Soc.* **1989**, *111*, 3479, and references cited therein.

¹⁴¹Wiberg, K.B.; Kass, S.R. *J. Am. Chem. Soc.* **1985**, *107*, 988.

¹⁴²Maynes, G.G.; Applequist, D.E. *J. Am. Chem. Soc.* **1973**, *95*, 856; Incremona, J.H.; Upton, C.J. *J. Am. Chem. Soc.* **1972**, *94*, 301; Shea, K.J.; Skell, P.S. *J. Am. Chem. Soc.* **1973**, *95*, 6728; Poutsma, M.L. *J. Am. Chem. Soc.* **1965**, *87*, 4293; Jarvis, B.B. *J. Org. Chem.* **1970**, *35*, 924; Upton, C.J.; Incremona, J.H. *J. Org. Chem.* **1976**, *41*, 523.

¹⁴³For free-radical addition to [1.1.1]propellane and bicyclo[1.1.0]butane, see Wiberg, K.B.; Waddell, S.T.; Laidig, K. *Tetrahedron Lett.* **1986**, *27*, 1553.

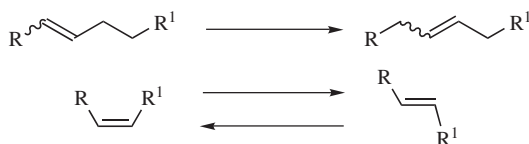
¹⁴⁴Sarel, S.; Ben-Shoshan, B. *Tetrahedron Lett.* **1965**, 1053. See also, Danishefsky, S. *Acc. Chem. Res.* **1979**, *12*, 66.

REACTIONS

Reactions are classified by type of reagent. Isomerization of double and triple bonds is followed by examination of all reactions, where hydrogen adds to one side of the double or triple bond.

ISOMERIZATION OF DOUBLE AND TRIPLE BONDS

15-1 Isomerization



There are several reagents that lead to isomerization of a double bond to form a new alkene. In general, there is an energetic preference of an α,β - versus β,γ -double bond.¹⁴⁵ Transition metals have been used to induce isomerization of alkenes. Allylic arenes ($\text{Ar-CH}_2\text{CH}=\text{CH}_2$) have been converted to the corresponding (*Z*)-1-propenyl arene ($\text{Ar-CH}=\text{CHMe}$) using a ruthenium catalyst¹⁴⁶ or a polymer-supported iridium catalyst.¹⁴⁷ Allyl decyl ether ($\text{CH}_2=\text{CHCH}_2\text{OC}_{10}\text{H}_{21}$) was isomerized to 1-decyloxy-1-propene ($\text{CH}_3\text{CH}=\text{CHOC}_{10}\text{H}_{21}$) by treatment with $\text{NaHFe}(\text{CO})_4$.¹⁴⁸ Double-bond migration has been observed in sulfide photoirradiation, induced by singlet oxygen.¹⁴⁹ *N*-Acyl allylamine can be isomerized to the *N*-acyl enamine by heating with a ruthenium catalyst.¹⁵⁰ Many of these reactions were discussed in **12-2**.

For conjugated carbonyl compounds that have a hydrogen atom at the γ -position (C-4), it is possible to move a double bond *out* of conjugation. Photolysis of conjugated esters, at -40°C in the presence of *N,N*-dimethylaminoethanol, gave the nonconjugated ester.¹⁵¹ Heating an *N*-allylic amide ($\text{N-C-C}=\text{C}$) with $\text{Fe}(\text{CO})_5$, neat, gave the enamide ($\text{N-C}=\text{C-C}$).¹⁵²

Isomerization of (*E/Z*) isomers is another important transformation.¹⁵³ Isomerization of (*E*)- and (*Z*)-conjugated amides is effected photochemically¹⁵⁴

¹⁴⁵Lee, P.S.; Du, W.; Boger, D.L.; Jorgensen, W.L. *J. Org. Chem.* **2004**, *69*, 5448.

¹⁴⁶Sato, T.; Komine, N.; Hirano, M.; Komiya, S. *Chem. Lett.* **1999**, 441.

¹⁴⁷Baxendale, I.R.; Lee, A.-L.; Ley, S.V. *Synlett* **2002**, 516.

¹⁴⁸Crivello, J.V.; Kong, S. *J. Org. Chem.* **1998**, *63*, 6745.

¹⁴⁹Clennan, E.L.; Aebischer, D. *J. Org. Chem.* **2002**, *67*, 1036.

¹⁵⁰Krompiec, S.; Pigulla, M.; Krompiec, M.; Baj, S.; Mrowiec-Bialon, J.; Kasperczyk, J. *Tetrahedron Lett.* **2004**, *45*, 5257.

¹⁵¹Bargiggia, F.; Piva, O. *Tetrahedron Asymmetry* **2001**, *12*, 1389.

¹⁵²Sergeyev, S.; Hesse, M. *Synlett* **2002**, 1313.

¹⁵³For a review, see Dugave, C.; Demange, L. *Chem. Rev.* **2003**, *103*, 2475.

¹⁵⁴Kinbara, K.; Saigo, K. *Bull. Chem. Soc. Jpn.* **1996**, *69*, 779; Wada, T.; Shikimi, M.; Inoue, Y.; Lem, G.; Turro, N.J. *Chem. Commun.* **2001**, 1864.

(photoisomerization¹⁵⁵). There is a rather high energy barrier for the excited state required for (*E/Z*) isomerization.¹⁵⁶ Isomerization of the C=C units in dienes is also induced photochemically.¹⁵⁷ Isomerization of cyclic alkenes is more difficult but cyclooctene is isomerized photochemically.¹⁵⁸ The photosensitized *cis*–*trans* isomerization of 1,2-dichloroethylenes have been reported,¹⁵⁹ and also the photoisomerization of *cis/trans* cyclooctene.¹⁶⁰ Radical-induced (*E/Z*) isomerization is known.¹⁶¹

Conjugated aldehydes have been isomerized using thiourea in DMF.¹⁶² A 1:1 mixture of *cis/trans* styrene derivatives was isomerized to a 90% yield of the *trans* styrene derivatives was reported using a palladium catalyst.¹⁶³ Thermal *cis*–*trans* isomerization of 1,3-diphenyltriazenes has been reported, in aqueous solution.¹⁶⁴

REACTIONS IN WHICH HYDROGEN ADDS TO ONE SIDE

A. Halogen on the Other Side

15-2 Addition of Hydrogen Halides

Hydro-halo-addition



Any of the four hydrogen halides can be added to double bonds.¹⁶⁵ HI, HBr, and HF¹⁶⁶ add at room temperature. The addition of HCl is more difficult and usually requires heat,²³ although HCl adds easily in the presence of silica gel.¹⁶⁷ The reaction has been carried out with a large variety of double-bond compounds, including

¹⁵⁵Inoue, Y.; Yamasaki, N.; Yokoyama, T.; Tai, A. *J. Org. Chem.* **1992**, *57*, 1332.

¹⁵⁶Arai, T.; Takahashi, O. *J. Chem. Soc., Chem. Commun.* **1995**, 1837.

¹⁵⁷Wakamatsu, K.; Takahashi, Y.; Kikuchi, K.; Miyashi, T. *J. Chem. Soc. Perkin Trans. 2*, **1996**, 2105.

¹⁵⁸Tsuneishi, H.; Hakushi, T.; Inoue, Y. *J. Chem. Soc. Perkin Trans. 2*, **1996**, 1601; Inoue, Y.; Tsuneishi, H.; Hakushi, T.; Yagi, K.; Awazu, K.; Onuki, H. *Chem. Commun.* **1996**, 2627; Tsuneishi, H.; Hakushi, T.; Tai, A.; Inoue, Y. *J. Chem. Soc. Perkin Trans. 2*, **1995**, 2057.

¹⁵⁹Kokubo, K.; Kakimoto, H.; Oshima, T. *J. Am. Chem. Soc.* **2002**, *124*, 6548.

¹⁶⁰Wada, T.; Sugahara, N.; Kawano, M.; Inoue, Y. *Chem. Lett.* **2000**, 1174.

¹⁶¹Baag, Md.M.; Kar, A.; Argade, N.P. *Tetrahedron* **2003**, *59*, 6489.

¹⁶²Phillips, O.A.; Eby, P.; Maiti, S.N. *Synth. Commun.* **1995**, *25*, 87.

¹⁶³Yu, J.; Gaunt, M.J.; Spencer, J.B. *J. Org. Chem.* **2002**, *67*, 4627.

¹⁶⁴Chen, N.; Barra, M.; Lee, I.; Chahal, N. *J. Org. Chem.* **2002**, *67*, 2271.

¹⁶⁵For a list of references, see Larock, R.C. *Comprehensive Organic Transformations*, 2nd ed., Wiley-VCH, NY, **1999**, pp. 633–636.

¹⁶⁶For reviews of addition of HF, see Sharts, C.M.; Sheppard, W.A. *Org. React.* **1974**, *21*, 125, 192–198, 212–214; Hudlický, M. *The Chemistry of Organic Fluorine Compounds*, 2nd ed., Ellis Horwood, Chichester, **1976**, pp. 36–41.

¹⁶⁷Kropp, P.J.; Daus, K.A.; Tubergen, M.W.; Kepler, K.D.; Wilson, V.P.; Craig, S.L.; Baillargeon, M.M.; Breton, G.W. *J. Am. Chem. Soc.* **1993**, *115*, 3071.

conjugated systems, where both 1,2- and 1,4-addition are possible. A convenient method for the addition of HF involves the use of a polyhydrogen fluoride-pyridine solution.¹⁶⁸ When the substrate is mixed with this solution in a solvent, such as THF at 0°C, alkyl fluorides are obtained in moderate-to-high yields.

The addition of hydrogen halides to simple alkenes, in the absence of peroxides, takes place by an electrophilic mechanism, and the orientation is in accord with Markovnikov's rule.¹⁶⁹ The addition follows second order kinetics.¹⁷⁰ When peroxides are added, the addition of HBr occurs by a free-radical mechanism and the orientation is anti-Markovnikov (p. 1021).¹⁷¹ It must be emphasized that this is true *only* for HBr. Free-radical addition of HF and HI has never been observed, even in the presence of peroxides, and of HCl only rarely. In the rare cases where free-radical addition of HCl was noted, the orientation was still Markovnikov, presumably because the more stable *product* was formed.¹⁷² Free-radical addition of HF, HI, and HCl is energetically unfavorable (see the discussions on pp. 943, 959). It has often been found that anti-Markovnikov addition of HBr takes place even when peroxides have not been added. This happens because the substrate alkenes absorb oxygen from the air, forming small amounts of peroxides (**14-7**). Markovnikov addition can be ensured by rigorous purification of the substrate, but in practice this is not easy to achieve, and it is more common to add inhibitors, for example, phenols or quinones, which suppress the free-radical pathway. The presence of free-radical precursors, such as peroxides does not inhibit the ionic mechanism, but the radical reaction, being a chain process, is much more rapid than the electrophilic reaction. In most cases, it is possible to control the mechanism (and hence the orientation) by adding peroxides to achieve complete free-radical addition, or inhibitors to achieve complete electrophilic addition, although there are some cases where the ionic mechanism is fast enough to compete with the free-radical mechanism and complete control cannot be attained. Markovnikov addition of HBr, HCl, and HI has also been accomplished, in high yields, by the use of phase-transfer catalysis.¹⁷³ For alternative methods of adding HBr (or HI) with anti-Markovnikov orientation, see **12-31**.

It is also possible to add 1¹⁷⁴ or 2 equivalents of any of the four hydrogen halides to triple bonds. Markovnikov's rule ensures that *gem*-dihalides and not *vic*-dihalides

¹⁶⁸Olah, G.A.; Welch, J.T.; Vankar, Y.D.; Nojima, M.; Kerekes, I.; Olah, J.A. *J. Org. Chem.* **1979**, *44*, 3872. For related methods, see Yoneda, N.; Abe, T.; Fukuhara, T.; Suzuki, A. *Chem. Lett.* **1983**, 1135; Olah, G.A.; Li, X. *Synlett* **1990**, 267.

¹⁶⁹For reviews of electrophilic addition of HX, see Sergeev, G.B.; Smirnov, V.V.; Rostovshchikova, T.N.; *Russ. Chem. Rev.* **1983**, *52*, 259, and Dewar, M.J.S. *Angew. Chem. Int. Ed.* **1964**, *3*, 245.

¹⁷⁰Boregeaud, R.; Newman, H.; Schelpe, A.; Vasco, V.; Hughes, D.E.P. *J. Chem. Soc., Perkin Trans. 2*, **2002**, 810.

¹⁷¹For reviews of free-radical addition of HX, see Thaler, W.A. *Methods Free-Radical Chem.* **1969**, *2*, 121, see pp. 182–195.

¹⁷²Mayo, F.R. *J. Am. Chem. Soc.* **1962**, *84*, 3964.

¹⁷³Landini, D.; Rolla, F. *J. Org. Chem.* **1980**, *45*, 3527.

¹⁷⁴For a convenient method of adding one mole of HCl or HBr to a triple bond, see Cousseau, J.; Gouin, L. *J. Chem. Soc. Perkin Trans. 1*, **1977**, 1797; Cousseau, J. *Synthesis* **1980**, 805. For the addition of one mole of HI, see Kamiya, N.; Chikami, Y.; Ishii, Y. *Synlett* **1990**, 675.

are the products of the addition of two equivalents.



Chlorotrimethylsilane can be added to alkenes to give alkyl chlorides. 1-Hexene reacts with Me_3SiCl in water to give 2-chlorohexane.¹⁷⁵ Treatment of an alkene with KHF_2 and SiF_4 leads to the alkyl fluoride,¹⁷⁶ and bromotrimethylsilane adds to alkynes to give the vinyl bromide.¹⁷⁷ Trichloroisocyanuric acid reacts with terminal alkenes in water to give the 1-chloro alkane.¹⁷⁸

HX are electrophilic reagents, and many polyhalo and polycyano alkenes, for example, $Cl_2C=CHCl$, do not react with them at all in the absence of free-radical conditions. Vinylcyclopropanes, however, react with opening of the cyclopropane ring to give a homoallylic chloride.¹⁷⁹ When such reactions do occur, however, they take place by a nucleophilic addition mechanism, that is, initial attack is by X^- . This type of mechanism also occurs with Michael-type substrates $C=C-Z$,¹⁸⁰ There the orientation is always such that the halogen goes to the carbon that does not bear the Z , so the product is of the form $X-C-CH-Z$, even in the presence of free-radical initiators. Hydrogen iodine adds 1,4 to conjugated dienes in the gas phase by a pericyclic mechanism:¹⁸¹



HX can be added to ketenes¹⁸² to give acyl halides:



OS I, 166; II, 137, 336; III, 576; IV, 238, 543; VI, 273; VII, 59; 80, 129.

¹⁷⁵Boudjouk, P.; Kim, B.-K.; Han, B.-H. *Synth. Commun.* **1996**, *26*, 3479.

¹⁷⁶Tamura, M.; Shibakami, M.; Kurosawa, S.; Arimura, T.; Sekiya, A. *J. Chem. Soc., Chem. Commun.* **1995**, 1891.

¹⁷⁷Su, M.; Yu, W.; Jin, Z. *Tetrahedron Lett.* **2001**, *42*, 3771.

¹⁷⁸Mendonça, G.F.; Sanseverino, A.M.; de Mattos, M.C.S. *Synthesis* **2003**, 45.

¹⁷⁹Siriwardana, A.I.; Nakamura, I.; Yamamoto, Y. *Tetrahedron Lett.* **2003**, *44*, 985.

¹⁸⁰For an example, see Marx, J.N. *Tetrahedron* **1983**, *39*, 1529.

¹⁸¹Gorton, P.J.; Walsh, R. *J. Chem. Soc., Chem. Commun.* **1972**, 782. For evidence that a pericyclic mechanism may be possible, even for an isolated double bond, see Sergeev, G.B.; Stepanov, N.F.; Leenson, I.A.; Smirnov, V.V.; Pupyshev, V.I.; Tyurina, L.A.; Mashyanov, M.N. *Tetrahedron* **1982**, *38*, 2585.

¹⁸²For reviews of additions to ketenes, and their mechanisms, see Tidwell, T.T. *Acc. Chem. Res.* **1990**, *23*, 273; Seikaly, H.R.; Tidwell, T.T. *Tetrahedron* **1986**, *42*, 2587; Satchell, D.P.N.; Satchell, R.S. *Chem. Soc. Rev.* **1975**, *4*, 231.

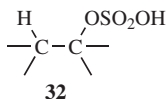
B. Oxygen on the Other Side

15-3 Hydration of Double bonds

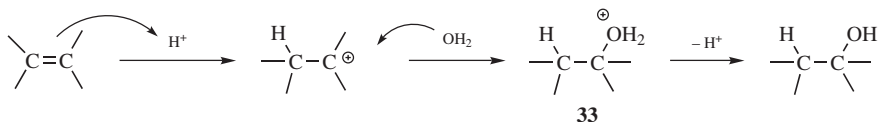
Hydro-hydroxy-addition



Double bonds can be hydrated by treatment with water and an acid catalyst. The most common catalyst is sulfuric acid, but other acids that have relatively non-nucleophilic counterions, such as nitric or perchloric can also be used. The mechanism is electrophilic and begins with attack of the π -bond on an acidic proton (see p. 1005). The resulting carbocation is then attacked by negative species, such as HSO_4^- (or similar counterion in the case of other acids), to give the initial product **32**, which can be isolated in some cases, but under the conditions of the



reaction, is usually hydrolyzed to the alcohol (**10-4**). However, the conjugate base of the acid is not the only possible species that attacks the initial carbocation. The attack can also be by water to form **33**.



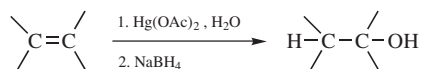
When the reaction proceeds by this pathway, **32** and similar intermediates are not involved and the mechanism is exactly (by the principle of microscopic reversibility) the reverse of E1 elimination of alcohols (**17-1**).¹⁸³ It is likely that the mechanism involves both pathways. *The initial carbocation occasionally rearranges to a more stable one.* For example, hydration of $\text{CH}_2=\text{CHCH}(\text{CH}_3)_2$ gives $\text{CH}_3\text{CH}_2\text{COH}(\text{CH}_3)_2$. With ordinary alkenes the addition predominantly follows Markovnikov's rule. Another method for Markovnikov addition of water consists of simultaneously adding an oxidizing agent (O_2) and a reducing agent (either Et_3SiH ¹⁸⁴ or a secondary alcohol, e.g., 2-propanol¹⁸⁵) to the alkene in the presence of a cobalt-complex catalyst. No rearrangement is observed with this

¹⁸³For discussions of the mechanism, see Vinnik, M.I.; Obratsov, P.A. *Russ. Chem. Rev.* **1990**, 59, 63; Liler, M. *Reaction Mechanisms in Sulphuric Acid*, Academic Press, NY, **1971**, pp. 210–225.

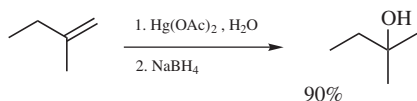
¹⁸⁴Isayama, S.; Mukaiyama, T. *Chem. Lett.* **1989**, 569.

¹⁸⁵Inoki, S.; Kato, K.; Takai, T.; Isayama, S.; Yamada, T.; Mukaiyama, T. *Chem. Lett.* **1989**, 515.

method. The corresponding alkane and ketone are usually side products.



Alkenes can be hydrated quickly under mild conditions in high yields without rearrangement products by the use of *oxymercuration*¹⁸⁶ (addition of oxygen and mercury) followed by *in situ* treatment with sodium borohydride¹⁸⁷ (**12-24**). For example, 2-methyl-1-butene treated with mercuric acetate,¹⁸⁸ followed by NaBH₄, gave 2-methyl-2-butanol.



This method, which is applicable to mono-, di-, tri-, and tetraalkyl as well as phenyl-substituted alkenes, gives almost complete Markovnikov addition. Hydroxy, methoxy, acetoxy, halo, and other groups may be present in the substrate without, in general, causing difficulties.¹⁸⁹ When two double bonds are present in the same molecule, the use of ultrasound allows oxymercuration of the less-substituted one without affecting the other.¹⁹⁰ A related reaction treats an alkene with zinc borohydride on silica gel to give a 35:65 mixture of secondary:primary alcohols.¹⁹¹

Water can be added indirectly, with anti-Markovnikov orientation, by treatment of the alkene with a 1:1 mixture of PhCH₂NET₃⁺ BH₄⁻ and Me₃SiCl, followed by addition of an aqueous solution of K₂CO₃.¹⁹² Reaction of alkenes with Ti(BH₄)₃, and then aqueous K₂CO₃ also leads to the anti-Markovnikov alcohol.¹⁹³ Reaction of

¹⁸⁶For a monograph, see Larock, R.C. *Solvation/Demercuration Reactions in Organic Synthesis*, Springer, NY, **1986**. For reviews of this and other oxymercuration reactions, see Kitching, W. *Organomet. React.* **1972**, *3*, 319; *Organomet. Chem. Rev.* **1968**, *3*, 61; Oullette, R.J., in Trahanovsky, W.S. *Oxidation in Organic Chemistry*, pt. B; Academic Press, NY, **1973**, pp. 140–166; House, H.O. *Modern Synthetic Reactions*, 2nd ed., W.A. Benjamin, NY, **1972**, pp. 387–396; Zefirov, N.S. *Russ. Chem. Rev.* **1965**, *34*, 527.

¹⁸⁷Brown, H.C.; Geoghegan, Jr., P.J. *J. Org. Chem.* **1972**, *37*, 1937; Brown, H.C.; Geoghegan, Jr., P.J.; Lynch, G.J.; Kurek, J.T. *J. Org. Chem.* **1972**, *37*, 1941; Moon, S.; Takakis, I.M.; Waxman, B.H. *J. Org. Chem.* **1969**, *34*, 2951; Moon, S.; Ganz, C.; Waxman, B.H. *Chem. Commun.* **1969**, 866; Johnson, M.R.; Rickborn, B. *Chem. Commun.* **1968**, 1073; Klein, J.; Levene, R. *Tetrahedron Lett.* **1969**, 4833; Chamberlain, P.; Whitham, G.H. *J. Chem. Soc. B* **1970**, 1382; Barrelle, M.; Apparu, M. *Bull. Soc. Chim. Fr.* **1972**, 2016.

¹⁸⁸For a review of this reagent, see Butler, R.N., in Pizey, J.S. *Synthetic Reagents*, Vol. 4, Wiley, NY, **1981**, pp. 1–145.

¹⁸⁹See the extensive tables, in Larock, R.C. *Solvation/Demercuration Reactions in Organic Synthesis*, Springer, NY, **1986**, pp. 4–71.

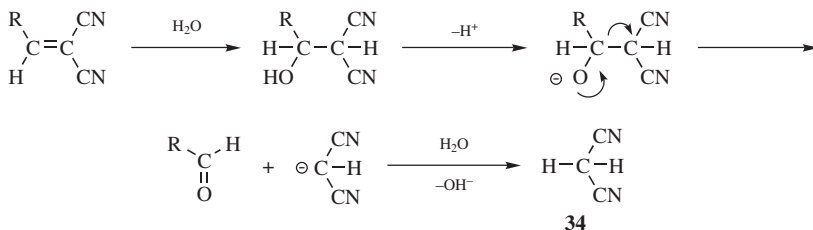
¹⁹⁰Einhorn, J.; Einhorn, C.; Luche, J.L. *J. Org. Chem.* **1989**, *54*, 4479.

¹⁹¹Ranu, B.C.; Sarkar, A.; Saha, M.; Chakraborty, R. *Tetrahedron* **1994**, *50*, 6579; Campelo, J.M.; Chakraborty, R.; Marinas, J.M. *Synth. Commun.* **1996**, *26*, 1639; Ranu, B.C.; Chakraborty, R.; Saha, M. *Tetrahedron Lett.* **1993**, *34*, 4659.

¹⁹²Baskaran, S.; Gupta, V.; Chidambaram, N.; Chandrasekaran, S. *J. Chem. Soc., Chem. Commun.* **1989**, 903.

¹⁹³Kumar, K.S.R.; Baskaran, S.; Chandrasekaran, S. *Tetrahedron Lett.* **1993**, *34*, 171.

terminal alkynes with water and ruthenium catalyst, followed by sequential treatment with long chain sulfates and then ammonium salts gave the aldehyde via anti-Markovnikov addition of water.¹⁹⁴ With substrates of the type $C=C-Z$ (Z is as defined on p. 1007) the product is almost always $HO-C-CH-Z$ and the mechanism is usually nucleophilic,¹⁹⁵ although electrophilic addition gives the same product¹⁹⁶ since a cation $CH-C-Z$ would be destabilized by the positive charges (full or partial) on two adjacent atoms. However, the α -hydroxy compound $HC-CH(OH)Z$, was obtained by treatment of the substrate with O_2 , $PhSiH_3$, and a manganese-complex catalyst.¹⁹⁷ When the substrate is of the type $RCH=CZZ'$, CZZ' , addition of water may result in cleavage of the adduct, to give an aldehyde and CH_2ZZ' , **34**.¹⁹⁸ The cleavage step is an example of **12-41**



For another method of anti-Markovnikov hydration, see hydroboration (**15-16**).

Alkenes react with PhO_2BH and a niobium catalyst, followed by oxidation with $NaOO^-$, to give the alcohol,¹⁹⁹ and Cp_2TiCl_4 can also be used.²⁰⁰ Reaction with $HSiCl_3$ and a chiral palladium catalyst, followed by reaction with KF and hydrogen peroxide, leads to the alcohol with high asymmetric induction.²⁰¹ Conjugated alkenes also react with $PhSiH_2$ and oxygen, with a manganese catalyst, to give an α -hydroxy ketone.²⁰² Alkenes react with molecular oxygen in the presence of a cobalt porphyrin catalyst, and reduction with $P(OMe)_3$ leads to the secondary alcohol.²⁰³ This procedure has also been used to hydrate conjugated dienes,²⁰⁴ although conjugated dienes are seldom hydrated.

¹⁹⁴ Alvarez, P.; Basetti, M.; Gimeno, J.; Mancini, G. *Tetrahedron Lett.* **2001**, *42*, 8467.

¹⁹⁵ For example, see Fedor, L.R.; De, N.C.; Gurwara, S.K. *J. Am. Chem. Soc.* **1973**, *95*, 2905; Jensen, J.L.; Hashtroudi, H. *J. Org. Chem.* **1976**, *41*, 3299; Bernasconi, C.F.; Leonarduzzi, G.D. *J. Am. Chem. Soc.* **1982**, *104*, 5133, 5143.

¹⁹⁶ For example, see Noyce, D.S.; DeBruin, K.E. *J. Am. Chem. Soc.* **1968**, *90*, 372.

¹⁹⁷ Inoki, S.; Kato, K.; Isayama, S.; Mukaiyama, T. *Chem. Lett.* **1990**, 1869; Magnus, P.; Scott, D.A.; Fielding, M.R. *Tetrahedron Lett.* **2001**, *42*, 4127.

¹⁹⁸ Bernasconi, C.F.; Fox, J.P.; Kanavarioti, A.; Panda, M. *J. Am. Chem. Soc.* **1986**, *108*, 2372; Bernasconi, C.F.; Paschalis, P. *J. Am. Chem. Soc.* **1989**, *111*, 5893, and other papers in this series.

¹⁹⁹ Burgess, K.; Jaspars, M. *Tetrahedron Lett.* **1993**, *34*, 6813.

²⁰⁰ Burgess, K.; van der Donk, W.A. *Tetrahedron Lett.* **1993**, *34*, 6817.

²⁰¹ Uozumi, Y.; Hayashi, T. *Tetrahedron Lett.* **1993**, *34*, 2335.

²⁰² Magnus, P.; Payne, A.H.; Waring, M.J.; Scott, D.A.; Lynch, V. *Tetrahedron Lett.* **2000**, *41*, 9725.

²⁰³ Matsushita, Y.; Sugamoto, K.; Matsui, T. *Chem. Lett.* **1993**, 925.

²⁰⁴ Matshshita, Y.; Sugamoto, K.; Nakama, T.; Sakamoto, T.; Matsui, T.; Nakayama, M. *Tetrahedron Lett.* **1995**, *36*, 1879.

The addition of water to enol ethers causes hydrolysis to aldehydes or ketones (**10-6**). Ketenes add water to give carboxylic acids ($R_2C=C=O \rightarrow R_2COOH$) in a reaction catalyzed by acids:²⁰⁵

OS IV, 555, 560; VI, 766. Also see, OS V, 818.

15-4 Hydration of Triple Bonds

Dihydro-oxo-biaddition



The hydration of triple bonds is generally carried out with mercuric ion salts (often the sulfate or acetate) as catalysts.²⁰⁶ Mercuric oxide in the presence of an acid is also a common reagent. Since the addition follows Markovnikov's rule, only acetylene gives an aldehyde. All other triple-bond compounds give ketones (for a method of reversing the orientation for terminal alkynes, see **15-16**). With alkynes of the form $RC\equiv CH$ methyl ketones are formed almost exclusively, but with $RC\equiv CR'$ both possible products are usually obtained. The reaction can be conveniently carried out with a catalyst prepared by impregnating mercuric oxide onto Nafion-H (a superacidic perfluorinated resinsulfonic acid, see p. 236).²⁰⁷ Terminal alkynes react with water at 200°C with microwave irradiation to give the corresponding methyl ketone.²⁰⁸ A gold catalyst was used in aqueous methanol with 50% sulfuric acid to convert terminal alkynes to the ketone.²⁰⁹ Conversion of phenyl acetylene to acetophenone was accomplished in water at 100°C with a catalytic amount of Tf_2NH (trifluoromethanesulfonimide).²¹⁰ In a modified reaction, internal alkynes were treated with 2-aminophenol in refluxing dioxane using a palladium catalyst to produce the corresponding ketone.²¹¹

Hydration of terminal alkynes can proceed with anti-Markovnikov addition. When 1-octyne was heated with water, isopropanol and a ruthenium catalyst, for example, the product was octanal.²¹² A similar reaction was reported in aqueous acetone using a ruthenium catalyst.²¹³ The presence of certain functionality can

²⁰⁵For discussions of the mechanism, see Poon, N.L.; Satchell, D.P.N. *J. Chem. Soc. Perkin Trans. 2*, **1983**, 1381; **1986**, 1485; Tidwell, T.T. *Acc. Chem. Res.* **1990**, *23*, 273; Seikaly, H.R.; Tidwell, T.T. *Tetrahedron* **1986**, *42*, 2587; Satchell, D.P.N.; Satchell, R.S. *Chem. Soc. Rev.* **1975**, *4*, 231.

²⁰⁶For reviews, see Larock, R.C. *Solvation/Demercuration Reactions in Organic Synthesis*, Springer, NY, **1986**, pp. 123–148; Khan, M.M.T.; Martell, A.E. *Homogeneous Catalysis by Metal Complexes*, Vol. 2, Academic Press, NY, **1974**, pp. 91–95. For a list of reagents, with references, see Larock, R.C. *Comprehensive Organic Transformations*, 2nd ed., Wiley-VCH, NY, **1999**, pp. 1217–1219.

²⁰⁷Olah, G.A.; Meidar, D. *Synthesis* **1978**, 671.

²⁰⁸Vasudevan, A.; Verzas, M.K. *Synlett* **2004**, 631.

²⁰⁹Mizushima, E.; Sato, K.; Hayashi, T.; Tanaka, M. *Angew. Chem. Int. Ed.* **2002**, *41*, 4563.

²¹⁰Tsuchimoto, T.; Joya, T.; Shirakawa, E.; Kawakami, Y. *Synlett* **2000**, 1777.

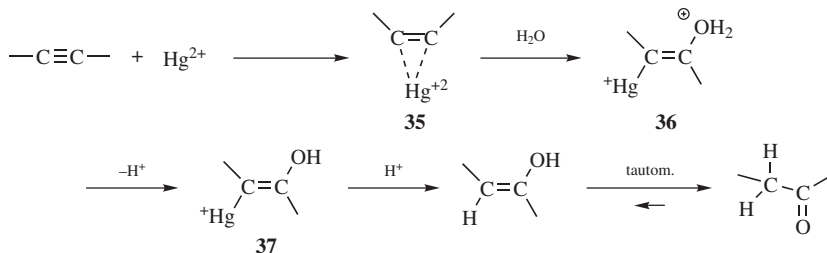
²¹¹Shimada, T.; Yamamoto, Y. *J. Am. Chem. Soc.* **2002**, *124*, 12670.

²¹²Suzuki, T.; Tokunaga, M.; Wakatsuki, Y. *Org. Lett.* **2001**, *3*, 735.

²¹³Grotjahn, D.B.; Lev, D.A. *J. Am. Chem. Soc.* **2004**, *126*, 12232.

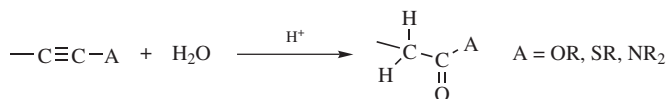
influence the regioselectivity of hydration. 1-Seleno alkynes, such as $\text{PhSe-C}\equiv\text{C-Ph}$, react with tosic acid in dichloromethane to give a seleno ester $\text{PhSeC(=O)SH}_2\text{Ph}$ after treatment with water.²¹⁴

The first step of the mechanism is formation of a complex (**35**) (ions like Hg^{2+} form complexes with alkynes, p. 115). Water then attacks in an $\text{S}_{\text{N}}2$ -type process to give the intermediate **36**,



which loses a proton to give **37**. Hydrolysis of **37** (an example of **12-34**) gives the enol, which tautomerizes to the product. A spectrum of the enol was detected by flash photolysis when phenylacetylene was hydrated photolytically.²¹⁵

Carboxylic esters, thiol esters, and amides can be made, respectively, by acid-catalyzed hydration of acetylenic ethers, thioethers,²¹⁶ and ynamines, without a mercuric catalyst.²¹⁷



This is ordinary electrophilic addition, with rate-determining protonation as the first step.²¹⁸ Certain other alkynes have also been hydrated to ketones with strong acids in the absence of mercuric salts.²¹⁹ Simple alkynes can also be converted to ketones by heating with formic acid, without a catalyst.²²⁰ Lactones have been prepared from trimethylsilyl alkenes containing an hydroxyl unit elsewhere in the molecule, when reacted with molecular oxygen, CuCl_2 , and a palladium catalyst.²²¹

²¹⁴Sheng, S.; Liu, X. *Org. Prep. Proceed. Int.* **2002**, *34*, 499.

²¹⁵Chiang, Y.; Kresge, A.J.; Capponi, M.; Wirz, J. *Helv. Chim. Acta* **1986**, *69*, 1331.

²¹⁶Braga, A.L.; Martins, T.L.C.; Silveira, C.C.; Rodrigues, O.E.D. *Tetrahedron* **2001**, *57*, 3297. For a review of acetylenic ethers and thioethers, see Brandsma, L.; Bos, H.J.T.; Arens, J.F., in Viehe, H.G. *Acetylenes*, Marcel Dekker, NY, **1969**, pp. 751–860.

²¹⁷Arens, J.F. *Adv. Org. Chem.* **1960**, *2*, 163; Brandsma, L.; Bos, H.J.T.; Arens, J.F., in Viehe, H.G. *Acetylenes*, Marcel Dekker, NY, **1969**, pp. 774–775.

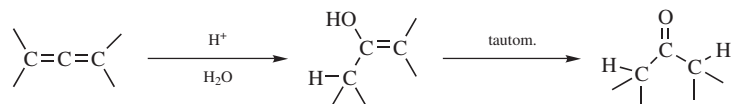
²¹⁸Hogeveen, H.; Drenth, W. *Recl. Trav. Chim. Pays-Bas* **1963**, *82*, 375, 410; Verhelst, W.F.; Drenth, W. *J. Am. Chem. Soc.* **1974**, *96*, 6692; Banait, N.; Hojatti, M.; Findlay, P.; Kresge, A.J. *Can. J. Chem.* **1987**, *65*, 441.

²¹⁹See, for example, Noyce, D.S.; Schiavelli, M.D. *J. Org. Chem.* **1968**, *33*, 845; *J. Am. Chem. Soc.* **1968**, *90*, 1020, 1023.

²²⁰Menashe, N.; Reshef, D.; Shvo, Y. *J. Org. Chem.* **1991**, *56*, 2912.

²²¹Compain, P.; Goré, J.; Vatèle, J.-M. *Tetrahedron* **1996**, *52*, 10405.


Allenes can also be hydrolyzed to ketones, with an acid catalyst.²²²



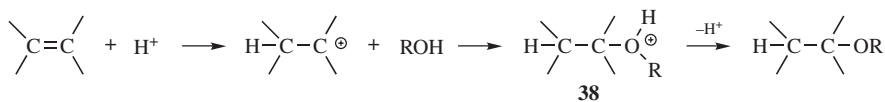
OS III, 22; IV, 13; V, 1024.

15-5 Addition of Alcohols and Phenols

Hydro-alkoxy-addition



The addition of alcohols and phenols to double bonds is catalyzed by acids or bases. When the reactions are acid catalyzed, the mechanism is electrophilic, with H^+ as the species attacked by the π -bond. The resulting carbocation combines with a molecule of alcohol to give an oxonium ion, **38**.



The addition, therefore, follows Markovnikov's rule. Primary alcohols give better results than secondary, and tertiary alcohols are very inactive. This is a convenient method for the preparation of tertiary ethers by the use of a suitable alkene, such as $\text{Me}_2\text{C}=\text{CH}_2$. Addition of alcohols to allylic systems can proceed with rearrangement, and the use of chiral additive can lead to asymmetric induction.²²³

Alcohols add intramolecularly to alkenes to generate cyclic ethers, often bearing a hydroxyl unit,²²⁴ but not always.²²⁵ Furan derivatives are available for alkene-ketones using CuCl_2 and a palladium catalyst,²²⁶ but chromium catalysts have been used for a similar purpose.²²⁷ A gold catalyst was used with conjugated ketones bearing an alkyne substituent to give fused-ring furans.²²⁸ Pyrone derivatives are available by the coupling of conjugated ketones bearing an alcohol unit, via an addition

²²²For example, see Fedorova, A.V.; Petrov, A.A. *J. Gen. Chem. USSR* **1962**, 32, 1740; Mühlstadt, M.; Graefe, J. *Chem. Ber.* **1967**, 100, 223; Cramer, P.; Tidwell, T.T. *J. Org. Chem.* **1981**, 46, 2683.

²²³See Nakamura, H.; Ishihara, K.; Yamamoto, H. *J. Org. Chem.* **2002**, 67, 5124.

²²⁴Bhaumik, A.; Tatsumi, T. *Chem. Commun.* **1998**, 463; Gruttadauria, M.; Aprile, C.; Riela, S.; Noto, R. *Tetrahedron Lett.* **2001**, 42, 2213.

²²⁵Miura, K.; Hondo, T.; Okajima, S.; Nakagawa, T.; Takahashi, T.; Hosomi, A. *J. Org. Chem.* **2002**, 67, 6082; Marotta, E.; Foresti, E.; Marcelli, T.; Peri, F.; Righi, P.; Scardovi, N.; Rosini, G. *Org. Lett.* **2002**, 4, 4451.

²²⁶Han, X.; Widenhoefer, R.A. *J. Org. Chem.* **2004**, 69, 1738.

²²⁷Miki, K.; Nishino, F.; Ohe, K.; Uemura, S. *J. Am. Chem. Soc.* **2002**, 124, 5260.

²²⁸Yao, T.; Zhang, X.; Larock, R.C. *J. Am. Chem. Soc.* **2004**, 126, 11164.

elimination process mediated by a palladium catalyst.²²⁹ Intramolecular addition of alcohols to alkenes can be promoted by a palladium catalyst, with migration of the double bond in the final product.²³⁰ Rhenium compounds,²³¹ titanium compounds,²³² or platinum compounds²³³ facilitate this cyclization reaction to form functionalized tetrahydrofurans or tetrahydrofurans. Allylic alcohols have been converted to 2-bromo oxetanes using $\text{Br}(\text{collidine})_2^+ \text{PF}_6^-$.²³⁴ It is noted that the reaction of an alkene–alcohol and *N*-iodosuccinimide with a chiral titanium catalyst leads to a tetrahydrofuran with a pendant iodoalkyl group, with modest enantioselectivity.²³⁵

Allenes react with alcohols and allenic alcohols have been converted to tetrahydrofuran derivatives bearing a vinyl group at the α -position, using diphenyliodonium salts.²³⁶ In the presence of allylic bromide and a palladium catalyst, allenic alcohols lead to allylically substituted dihydrofurans.²³⁷ Intramolecular addition of alcohols to allenes leads to cyclic vinyl ethers.²³⁸ Alcohols add intramolecularly to a vinylidene dithiane under electrolytic conditions to form a tetrahydrofuran derivative with a pendant dithiane group.²³⁹

In the presence of other reagents, functionalized ethers can be formed. In methanol with an R–Se–Br reagent, alkenes are converted to selenoalkyl ethers (MeO–C–C–SeR).²⁴⁰

An interesting “double” addition was reported in which 2-(hydroxymethyl)phenol reacted with 2,3-dimethyl-2-butene in the presence of lithium perchlorate and Montmorillonite clay/water to give benzopyrans, but the reaction proceeded via an *O*-quinomethane generated *in situ*.²⁴¹

Alcohols add to alkynes under certain conditions to give vinyl ethers. In an excess of alcohol, and in the presence of a platinum catalyst, internal alkynes are converted to ketals.²⁴² The alcohol to alkyne addition reaction is quite useful for the preparation of heterocycles. Dihydrofurans,²⁴³ furans,²⁴⁴ benzofurans,²⁴⁵ and pyran

²²⁹Reiter, M.; Ropp, S.; Gouverneur, V. *Org. Lett.* **2004**, *6*, 91

²³⁰Rönn, M.; Bäckvall, J.-E.; Andersson, P.G. *Tetrahedron Lett.* **1995**, *36*, 7749; Semmelhack, M.F.; Epa, W.R. *Tetrahedron Lett.* **1993**, *34*, 7205. See Tiecco, M.; Testaferri, L.; Santi, C. *Eur. J. Org. Chem.* **1999**, 797.

²³¹Kennedy, R.M.; Tang, S. *Tetrahedron Lett.* **1992**, *33*, 3729; McDonald, F.E.; Towne, T.B. *J. Org. Chem.* **1995**, *60*, 5750.

²³²Lattanzi, A.; Della Sala, G.G.D.; Russo, M.; Screttri, A. *Synlett* **2001**, 1479.

²³³Qian, H.; Han, X.; Widenhoefer, R.A. *J. Am. Chem. Soc.* **2004**, *126*, 9536.

²³⁴Albert, S.; Robin, S.; Rousseau, G. *Tetrahedron Lett.* **2001**, *42*, 2477.

²³⁵Kang, S.H.; Park, C.M.; Lee, S.B.; Kim, M. *Synlett* **2004**, 1279.

²³⁶In this case, the phenyl group also added to the allene. Kang, S.-K.; Baik, T.-G.; Kulak, A.N. *Synlett* **1999**, 324.

²³⁷Ma, S.; Gao, W. *J. Org. Chem.* **2002**, *67*, 6104.

²³⁸Mukai, C.; Ohta, M.; Yamashita, H.; Kitagaki, S. *J. Org. Chem.* **2004**, *69*, 6867.

²³⁹Sun, Y.; Liu, B.; Kao, J.; Andreu' Avignon, D.; Moeller, K.D. *Org. Lett.* **2001**, *3*, 1729. See also, Mukai, C.; Yamashita, H.; Hanaoka, M. *Org. Lett.* **2001**, *3*, 3385.

²⁴⁰Back, T.G.; Moussa, Z.; Parvez, M. *J. Org. Chem.* **2002**, *67*, 499.

²⁴¹Chiba, K.; Hirano, T.; Kitano, Y.; Tada, M. *Chem. Commun.* **1999**, 691.

²⁴²Hartman, J.W.; Sperry, L. *Tetrahedron Lett.* **2004**, *45*, 3787.

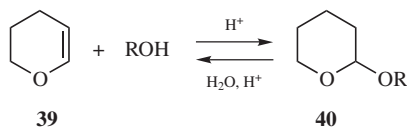
²⁴³Gabriele, B.; Salerno, G.; Lauria, E. *J. Org. Chem.* **1999**, *64*, 7687.

²⁴⁴Qing, F.L.; Gao, W.-Z.; Ying, J. *J. Org. Chem.* **2000**, *65*, 2003. See Kel'in, A.V.; Gevorgyan, V. *J. Org. Chem.* **2002**, *67*, 95.

²⁴⁵Nan, Y.; Miao, H.; Yang, Z. *Org. Lett.* **2000**, *2*, 297. See also, Arcadi, A.; Cacchi, S.; DiGiuseppe, S.; Fabrizi, G.; Marinelli, F. *Synlett* **2002**, 453.

derivatives²⁴⁶ have been prepared using this approach. Tetrahydrofurans bearing an exocyclic double bond (vinylidene tetrahydrofurans) were prepared from alkynyl alcohols and a silver carbonate catalyst.²⁴⁷

For those substrates, more susceptible to nucleophilic attack, for example, polyhalo alkenes and alkenes of the type $C=C-Z$, it is better to carry out the reaction in basic solution, where the attacking species is RO^- .²⁴⁸ The reactions with $C=C-Z$ are of the Michael type, and OR goes to the side away from the Z.²⁴⁹ Since triple bonds are more susceptible to nucleophilic attack than double bonds, it might be expected that bases would catalyze addition to triple bonds particularly well. This is the case, and enol ethers and acetals can be produced by this reaction.²⁵⁰ Because enol ethers are more susceptible than triple bonds to electrophilic attack, the addition of alcohols to enol ethers can also be catalyzed by acids.²⁵¹ One utilization of this reaction involves the compound dihydropyran



(**39**), which is often used to protect the OH groups of primary and secondary alcohols and phenols.²⁵³ The tetrahydropyranyl acetal formed by this reaction (**40**) is stable to bases, Grignard reagents, $LiAlH_4$, and oxidizing agents, any of which can be used to react with functional groups located within the R group. When the reactions are completed, **40** is easily cleaved by treatment with dilute acids (**10-6**). The addition of alcohols to enol ethers is also catalyzed by $CoCl_2$.²⁵⁴

Conjugate addition of alcohols to conjugated esters, using ceric ammonium nitrate and LiBr, gave the corresponding α -bromo- β -alkoxy ester.²⁵⁵

In base-catalyzed addition to triple bonds, the rate falls in going from a primary to a tertiary alcohol, and phenols require more severe conditions. Other catalysts, namely, BF_3 and mercuric salts, have also been used in addition of ROH to triple bonds.

²⁴⁶Davidson, M.H.; McDonald, F.E. *Org. Lett.* **2004**, *6*, 1601.

²⁴⁷Pale, P.; Chucho, J. *Eur. J. Org. Chem.* **2000**, 1019.

²⁴⁸For a review with respect to fluoroalkenes, see Chambers, R.D.; Mobbs, R.H. *Adv. Fluorine Chem.* **1965**, *4*, 51, pp. 53-61.

²⁴⁹For an example using a rhodium catalyst, See Farnsworth, M.V.; Cross, M.J.; Louie, J. *Tetrahedron Lett.* **2004**, *45*, 7441.

²⁵⁰For a review, see Shostakovskii, M.F.; Trofimov, B.A.; Atavin, A.S.; Lavrov, V.I. *Russ. Chem. Rev.* **1968**, *37*, 907.

²⁵¹For discussions of the mechanism, see Toulecc, J.; El-Alaoui, M.; Bertrand, R. *J. Chem. Soc. Perkin Trans. 2*, **1987**, 1517; Kresge, A.J.; Yin, Y. *J. Phys. Org. Chem.* **1989**, *2*, 43.

²⁵²Tertiary alcohols can also be protected in this way if triphenylphosphine hydrobromide is used as a catalyst: Bolitt, V.; Mioskowski, C.; Shin, D.; Falck, J.R. *Tetrahedron Lett.* **1988**, *29*, 4583.

²⁵³For useful catalysts for this reaction, some of which are also applicable to tertiary alcohols, see Miyashita, M.; Yoshikoshi, A.; Grieco, P.A. *J. Org. Chem.* **1977**, *42*, 3772; Olah, G.A.; Husain, A.; Singh, B.P. *Synthesis* **1985**, 703; Johnston, R.D.; Marston, C.R.; Krieger, P.E.; Goem G.L. *Synthesis* **1988**, 393.

²⁵⁴Iqbal, J.; Srivastava, R.R.; Gupta, K.B.; Khan, M.A. *Synth. Commun.* **1989**, *19*, 901.

²⁵⁵Roy, S.C.; Guin, C.; Rana, K.K.; Maiti, G. *Synlett* **2001**, 226.

Alcohols can be added to certain double-bond compounds (cyclohexenes, cycloheptenes) photochemically²⁵⁶ in the presence of a photosensitizer such as benzene. The mechanism is electrophilic and Markovnikov orientation is found. The alkenes react in their first excited triplet states.²⁵⁷

The oxymercuration–demercuration procedure mentioned in **15-3** can be adapted to the preparation of ethers (Markovnikov orientation) if the oxymercuration is carried out in an alcohol ROH as solvent,²⁵⁸ for example 2-methyl-1-butene in ethanol gives EtMe₂COEt.²⁵⁹ Primary alcohols give good yields when mercuric acetate is used, but for secondary and tertiary alcohols it is necessary to use mercuric trifluoroacetate.²⁶⁰ However, even this reagent fails where the product would be a ditertiary ether. It is possible to combine the alcohol reactant with another reagent. The reaction of an alkene with iodine and allyl alcohol, in the presence of HgO, gave the *vic*-iodo ether.²⁶¹ Alkene-alcohols react with mercuric trifluoroacetate and the aq. KBr (with LiBH₄/BEt₃) to give a derivative bearing an iodoalkyl substituent, –O–C–CH(I)R.²⁶² Alkynes generally give acetals. If the oxymercuration is carried out in the presence of a hydroperoxide instead of an alcohol, the product (after demercuration with NaBH₄) is an alkyl peroxide (peroxy-mercuration).²⁶³ This can be done intramolecularly.²⁶⁴

Both alcohols and phenols add to ketenes to give carboxylic esters [R₂C=C=O + ROH → R₂CHCO₂R].²⁶⁵ This has been done intramolecularly (with the ketene end of the molecule generated and used *in situ*) to form medium- and large-ring lactones.²⁶⁶ In the presence of a strong acid, ketene reacts with aldehydes or ketones (in their enol forms) to give enol acetates. 1,4-Asymmetric induction is possible when chiral alcohols add to ketenes.²⁶⁷

²⁵⁶For a review of the photochemical protonation of double and triple bonds, see Wan, P.; Yates, K. *Rev. Chem. Intermed.* **1984**, *5*, 157.

²⁵⁷Marshall, J.A. *Acc. Chem. Res.* **1969**, *2*, 33.

²⁵⁸For a review, with tables of many examples, see Larock, R.C. *Solvation/Demercuration Reactions in Organic Synthesis*, Springer, NY, **1986**, pp. 162–345.

²⁵⁹Brown, H.C.; Rei, M. *J. Am. Chem. Soc.* **1969**, *91*, 5646.

²⁶⁰Brown, H.C.; Kurek, J.T.; Rei, M.; Thompson, K.L. *J. Org. Chem.* **1984**, *49*, 2551; **1985**, *50*, 1171.

²⁶¹Talybov, G.M.; Mekhtieva, V.Z.; Karaev, S.F. *Russ. J. Org. Chem.* **2001**, *37*, 600.

²⁶²Kang, S.H.; Kim, M. *J. Am. Chem. Soc.* **2003**, *125*, 4684. For an enantioselective example, see Kang, S.H.; Lee, S.B.; Park, C.M. *J. Am. Chem. Soc.* **2003**, *125*, 15748.

²⁶³Ballard, D.H.; Bloodworth, A.J. *J. Chem. Soc. C* **1971**, 945; Sokolov, V.I.; Reutov, O.A. *J. Org. Chem. USSR* **1969**, *5*, 168. For a review, see Larock, R.C. *Solvation/Demercuration Reactions in Organic Synthesis*, Springer, NY, **1986**, pp. 346–366.

²⁶⁴Garavelas, A.; Mavropoulos, I.; Perlmutter, P.; Westman, F. *Tetrahedron Lett.* **1995**, *36*, 463.

²⁶⁵Quadbeck, G. *Newer Methods Prep. Org. Chem.* **1963**, *2*, 133–161. See also, Chihara, T.; Teratini, S.; Ogawa, H. *J. Chem. Soc., Chem. Commun.* **1981**, 1120. For discussions of the mechanism, see Tille, A.; Pracejus, H. *Chem. Ber.* **1967**, *100*, 196–210; Brady, W.T.; Vaughn, W.L.; Hoff, E.F. *J. Org. Chem.* **1969**, *34*, 843; Tidwell, T.T. *Acc. Chem. Res.* **1990**, *23*, 273; Seikaly, H.R.; Tidwell, T.T. *Tetrahedron* **1986**, *42*, 2587; Satchell, D.P.N.; Satchell, R.S. *Chem. Soc. Rev.* **1975**, *4*, 231.; Jähme, J.; Rüdhardt, C. *Tetrahedron Lett.* **1982**, *23*, 4011; Poon, N.L.; Satchell, D.P.N. *J. Chem. Soc. Perkin Trans. 2*, **1984**, 1083; **1985**, 1551.

²⁶⁶Boeckman, Jr., R.K.; Pruitt, J.R. *J. Am. Chem. Soc.* **1989**, *111*, 8286.

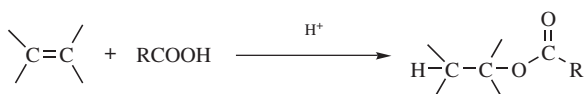
²⁶⁷Cannizzaro, C.E.; Strassner, T.; Houk, K.N. *J. Am. Chem. Soc.* **2001**, *123*, 2668.

Alcohols can also add to alkenes via the α -carbon (see **15-33**).

OS **III**, 371, 774, 813; **IV**, 184, 558; **VI**, 916; **VII**, 66, 160, 304, 334, 381; **VIII**, 204, 254; **IX**, 472.

15-6 Addition of Carboxylic Acids to Form Esters

Hydro-acyloxy-addition



Carboxylic esters are produced by the addition of carboxylic acids to alkenes, a reaction that is usually acid-catalyzed (by proton or Lewis acids²⁶⁸) and similar in mechanism to **15-5**. Since Markovnikov's rule is followed, hard-to-get esters of tertiary alcohols can be prepared from alkenes of the form $\text{R}_2\text{C}=\text{CHR}$.²⁶⁹ A combination of V_2O_5 and trifluoroacetic acid converts alkenes to trifluoroacetate esters.²⁷⁰ When a carboxylic acid that contains a double bond in the chain is treated with a strong acid, the addition occurs internally and the product is a γ - and/or a δ -lactone, regardless of the original position of the double bond in the chain, since strong acids catalyze double-bond shifts (**12-2**).²⁷¹ The double bond always migrates (also see, **15-1**) to a position favorable for the reaction, whether this has to be toward or away from the carboxyl group. The use of a chiral *Cinchonidine* alkaloid additive leads to lactone formation with modest enantioselectivity.²⁷² In the presence of diphenyl diselenide and DDQ, alkene carboxylic acids react to form the lactone with a phenylselenomethyl group (PhSeCH_2-) at C-5.²⁷³ Carboxylic esters have also been prepared by the acyloxymercuration-demercuration of alkenes (similar to the procedures mentioned in **15-3** and **15-4**).²⁷⁴ Conjugated esters has been converted to β -lactones with photolysis and added tributyltin hydride, radical cyclization conditions (**15-30**).²⁷⁵ Addition of carboxylic acids to alkenes to form esters or lactones is catalyzed by palladium compounds.²⁷⁶ Thallium acetate also promotes this cyclization reaction.²⁷⁷

²⁶⁸See, for example, Guenzet, J.; Camps, M. *Tetrahedron* **1974**, *30*, 849; Ballantine, J.A.; Davies, M.; Purnell, H.; Rayanakorn, M.; Thomas, J.M.; Williams, K.J. *J. Chem. Soc., Chem. Commun.* **1981**, 8.

²⁶⁹See, for example, Peterson, P.E.; Tao, E.V.P. *J. Org. Chem.* **1964**, *29*, 2322.

²⁷⁰Choudary, B.M.; Reddy, P.N. *J. Chem. Soc., Chem. Commun.* **1993**, 405.

²⁷¹For a review of such lactonizations, see Ansell, M.F.; Palmer, M.H. *Q. Rev. Chem. Soc.* **1964**, *18*, 211.

²⁷²Wang, M.; Gao, L.X.; Mai, W.P.; Xia, A.X.; Wang, F.; Zhang, S.B. *J. Org. Chem.* **2004**, *69*, 2874.

²⁷³Tiecco, M.; Testaferri, L.; Temperini, A.; Bagnoli, L.; Marini, F.; Santi, C. *Synlett* **2001**, 1767.

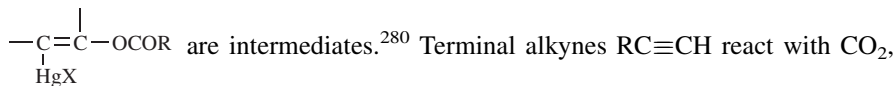
²⁷⁴For a review, see Larock, R.C. *Solvation/Demercuration Reactions in Organic Synthesis*, Springer, NY, **1986**, pp. 367–442.

²⁷⁵Castle, K.; Hau, C.-S.; Sweeney, J.B.; Tindall, C. *Org. Lett.* **2003**, *5*, 757.

²⁷⁶Larock, R.C.; Hightower, T.R. *J. Org. Chem.* **1993**, *58*, 5298; Annby, U.; Stenkula, M.; Andersson, C.-M. *Tetrahedron Lett.* **1993**, *34*, 8545.

²⁷⁷Ferraz, H.M.C.; Ribeiro, C.M.R. *Synth. Commun.* **1992**, *22*, 399.

Triple bonds can give enol esters²⁷⁸ or acylals when treated with carboxylic acids. Mercuric salts are usually catalysts,²⁷⁹ and vinylic mercury compounds



Terminal alkynes $\text{RC}\equiv\text{CH}$ react with CO_2 , a secondary amine $\text{R}'_2\text{NH}$, and a ruthenium complex catalyst, to give enol carbamates $\text{RCH}=\text{CHOC}(=\text{O})\text{NR}$.²⁸¹ This reaction has also been performed intramolecularly, to produce unsaturated lactones.²⁸² Cyclic unsaturated lactones (internal vinyl esters) have been generated from alkyne-carboxylic acids using a palladium catalyst²⁸³ or a ruthenium catalyst.²⁸⁴ Carboxylic esters can also be obtained by the addition to alkenes of diacyl peroxides.²⁸⁵ These reactions are catalyzed by copper and are free-radical processes.

Allene carboxylic acids have been cyclized to butenolides with copper(II) chloride.²⁸⁶ Allene esters were converted to butenolides by treatment with acetic acid and LiBr .²⁸⁷ Cyclic carbonates can be prepared from allene alcohols using carbon dioxide and a palladium catalyst, and the reaction was accompanied by arylation when iodobenzene was added.²⁸⁸ Diene carboxylic acids have been cyclized using acetic acid and a palladium catalyst to form lactones that have an allylic acetate elsewhere in the molecule.²⁸⁹ With ketenes, carboxylic acids give anhydrides²⁹⁰ and acetic anhydride is prepared industrially in this manner $[\text{CH}_2=\text{C}=\text{O} + \text{MeCO}_2\text{H} \rightarrow (\text{MeC}=\text{O})_2\text{O}]$.

²⁷⁸Goossen, L.J.; Paetzold, J.; Koley, D. *Chem. Commun.* **2003**, 706. For a rhenium catalyzed example, see Hua, R.; Tian, X. *J. Org. Chem.* **2004**, *69*, 5782.

²⁷⁹For the use of rhodium complex catalysts, see Bianchini, C.; Meli, A.; Peruzzini, M.; Zanolini, F.; Bruneau, C.; Dixneuf, P.H. *Organometallics* **1990**, *9*, 1155.

²⁸⁰See for example, Bach, R.D.; Woodard, R.A.; Anderson, T.J.; Glick, M.D. *J. Org. Chem.* **1982**, *47*, 3707; Bassetti, M.; Floris, B. *J. Chem. Soc. Perkin Trans. 2*, **1988**, 227; Grishin, Yu.K.; Bazhenov, D.V.; Ustyniuk, Yu.A.; Zefirov, N.S.; Kartashov, V.R.; Sokolova, T.N.; Skorobogatova, E.V.; Chernov, A.N. *Tetrahedron Lett.* **1988**, *29*, 4631. Ruthenium complexes have also been used as catalysts. See Rotem, M.; Shvo, Y. *Organometallics* **1983**, *2*, 1689; Mitsudo, T.; Hori, Y.; Yamakawa, Y.; Watanabe, Y. *J. Org. Chem.* **1987**, *52*, 2230.

²⁸¹Mitsudo, T.; Hori, Y.; Yamakawa, Y.; Watanabe, Y. *Tetrahedron Lett.* **1987**, *28*, 4417; Mahé, R.; Sasaki, Y.; Bruneau, C.; Dixneuf, P.H. *J. Org. Chem.* **1989**, *54*, 1518.

²⁸²See, for example, Sofia, M.J.; Katzenellenbogen, J.A. *J. Org. Chem.* **1985**, *50*, 2331. For a list of other examples, see Larock, R.C. *Comprehensive Organic Transformations*, 2nd ed., Wiley-VCH, NY, **1999**, p. 1895.

²⁸³Liao, H.-Y.; Cheng, C.-H. *J. Org. Chem.* **1995**, *60*, 3711

²⁸⁴Jiménez-Tenorio, M.; Puerta, M.C.; Valerga, P.; Moreno-Dorado, F.J.; Guerra, F.M.; Massanet, G.M. *Chem. Commun.* **2001**, 2324.

²⁸⁵Kharasch, M.S.; Fono, A. *J. Org. Chem.* **1959**, *24*, 606; Kochi, J.K. *J. Am. Chem. Soc.* **1962**, *84*, 1572.

²⁸⁶Ma, S.; Wu, S. *J. Org. Chem.* **1999**, *64*, 9314.

²⁸⁷Ma, S.; Li, L.; Wei, Q.; Xie, H.; Wang, G.; Shi, Z.; Zhang, J. *Pure Appl. Chem.* **2000**, *72*, 1739.

²⁸⁸Uemura, K.; Shiraiishi, D.; Noziri, M.; Inoue, Y. *Bull. Chem. Soc. Jpn.* **1999**, *72*, 1063.

²⁸⁹Verboom, R.C.; Persson, B.A.; Bäckvall, J.-E. *J. Org. Chem.* **2004**, *69*, 3102.

²⁹⁰For discussions of the mechanism, see Briody, J.M.; Lillford, P.J.; Satchell, D.P.N. *J. Chem. Soc. B* **1968**, 885; Corriu, R.; Guenzet, J.; Camps, M.; Reye, C. *Bull. Soc. Chim. Fr.* **1970**, 3679; Blake, P.G.; Vayjooee, M.H.B. *J. Chem. Soc. Perkin Trans. 2*, **1976**, 1533.

Sulfonic acids add to alkenes and alkynes. The reaction of an alkyne with *para*-toluenesulfonic acid and treatment with silica gives the vinyl sulfonate ($C=C-OSO_2Tol$).²⁹¹ Cyclic sulfonates can be generated by the reaction of an allylic sulfonate salt ($C=C-C-OSO_3^-$) with silver nitrate in acetonitrile containing an excess of bromine and a catalytic amount of water.²⁹² Sultones are formed when alkenes react with PhIO and two equivalents of Me_2SiSO_3Cl .²⁹³

OS III, 853; IV, 261, 417, 444; V, 852, 863; VII, 30, 411. Also see, OS I, 317.

C. Sulfur on the Other Side

15-7 Addition of H₂S and Thiols

Hydro-alkylthio-addition



Hydrogen sulfide (H₂S) and thiols add to alkenes to give alkyl thiols or sulfides by electrophilic, nucleophilic, or free-radical mechanisms.²⁹⁴ In the absence of initiators, the addition to simple alkenes is by an electrophilic mechanism, similar to that in 15-5, and Markovnikov's rule is followed. However, this reaction is usually very slow and often cannot be done or requires very severe conditions unless a proton or Lewis acid catalyst is used. For example, the reaction can be performed in concentrated H₂SO₄²⁹⁵ or together with AlCl₃.²⁹⁶ In the presence of free-radical initiators, H₂S and thiols add to double and triple bonds by a free-radical mechanism and the orientation is anti-Markovnikov.²⁹⁷ The addition of thiophenol to an alkene with a zeolite also leads to the anti-Markovnikov sulfide.²⁹⁸ Additives can influence the regioselectivity. Styrene reacts with thiophenol to give primarily the anti-Markovnikov product, whereas addition of thiophenol in the presence of Montmorillonite K10 clay gives primarily the Markovnikov addition product.²⁹⁹ In fact, the orientation can be used as a diagnostic tool to indicate which mechanism is operating. Free-radical addition can be done with H₂S, RSH (R may be primary,

²⁹¹Braga, A.L.; Emmerich, D.J.; Silveira, C.C.; Martins, T.L.C.; Rodrigues, O.E.D. *Synlett* **2001**, 371.

²⁹²Steinmann, J.E.; Phillips, J.H.; Sanders, W.J.; Kiessling, L.L. *Org. Lett.* **2001**, 3, 3557.

²⁹³Bassindale, A.R.; Katampe, I.; Maesano, M.G.; Patel, P.; Taylor, P.G. *Tetrahedron Lett.* **199**, 40, 7417.

²⁹⁴For a review, see Wardell, J.L., in Patai, S. *The Chemistry of the Thiol Group*, pt. 1, Wiley, NY, **1974**, pp. 69–178.

²⁹⁵Shostakovskii, M.F.; Kul'bovskaya, N.K.; Gracheva, E.P.; Laba, V.I.; Yakushina, L.M. *J. Gen. Chem. USSR* **1962**, 32, 707.

²⁹⁶Bellely, M.; Zamboni, R. *J. Org. Chem.* **1989**, 54, 1230.

²⁹⁷For reviews of free-radical addition of H₂S and RSH, see Voronkov, M.G.; Martynov, A.V.; Mirskova, A.N. *Sulfur Rep.*, **1986**, 6, 77; Griesbaum, K. *Angew. Chem. Int. Ed.* **1970**, 9, 273; Oswald, A.A.; Griesbaum, K., in Kharasch, N.; Meyers, C.Y. *Organic Sulfur Compounds*, Vol. 2, Pergamon, Elmsford, NY, **1966**, pp. 233–256; Stacey, F.W.; Harris Jr., J.F. *Org. React.* **1963**, 13, 150, pp. 165–196, 247–324.

²⁹⁸Kumar, P.; Pandey, R.K.; Hegde, V.R. *Synlett* **1999**, 1921.

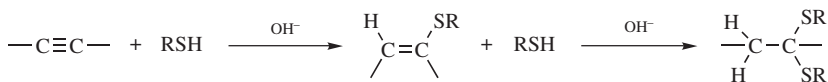
²⁹⁹Kanagasabapathy, S.; Sudalai, A.; Benicewicz, B.C. *Tetrahedron Lett.* **2001**, 42, 3791.

secondary, or tertiary), ArSH, or RCOSH.³⁰⁰ The R group may contain various functional groups. The alkenes may be terminal, internal, contain branching, be cyclic, and have various functional groups including OH, COOH, COOR, NO₂, RSO₂, and so on. Addition of Ph₃SiSH to terminal alkenes under radical conditions also leads to the primary thiol.³⁰¹

Alkynes react with thiols to give vinyl sulfides. With alkynes it is possible to add 1 or 2 equivalents of RSH, giving a vinyl sulfide³⁰² or a dithioacetal, respectively. Alternative preparations are available, as in the reaction of a terminal alkyne with Cp₂Zr(H)Cl followed by PhSCl to give the vinyl sulfide with the SPh unit at the less substituted position (PhCH=CHSPh).³⁰³ The intramolecular addition of a thiol to an ene-yne, with a palladium catalyst, leads to substituted thiophene derivatives.³⁰⁴

The fundamental addition reaction can be modified by the use of transition metals and different reagents. Alkenes react with diphenyl disulfide in the presence of GaCl₃ to give the product with two phenylthio units, PhS-C-C-SPh.³⁰⁵ The reaction of an alkyne with diphenyl disulfide and a palladium catalyst leads to the bis-vinyl sulfide, PhS-C=C-SPh.³⁰⁶

When thiols are added to substrates susceptible to nucleophilic attack, bases catalyze the reaction and the mechanism is nucleophilic. These substrates may be of the Michael type³⁰⁷ or may be polyhalo alkenes or alkynes.²⁵⁰ As with the free-radical mechanism, alkynes can give either vinylic thioethers or dithioacetals:



Thiols add to alkenes under photochemical conditions to form thioethers, and the reaction can be done intramolecularly to give cyclic thioethers.³⁰⁸ Thiols also add to alkynes and with a palladium catalyst, vinyl sulfides can be formed.³⁰⁹ Thio-carbonates function as thiol surrogates, converting alkenes to alkyl thiol in the presence of TiCl₄; and CuO.³¹⁰

By any mechanism, the initial product of addition of H₂S to a double bond is a thiol, which is capable of adding to a second molecule of alkene, so that sulfides

³⁰⁰For a review of the addition of thio acids, see Janssen, M.J., in Patai, S. *The Chemistry of Carboxylic Acids and Esters*, Wiley, NY, **1969**, pp. 720–723.

³⁰¹Haché, B.; Gareau, Y. *Tetrahedron Lett.* **1994**, *35*, 1837.

³⁰²See Arjona, O.; Medel, R.; Rojas, J.; Costa, A.M.; Villarrasa, J. *Tetrahedron Lett.* **2003**, *44*, 6369.

³⁰³Huang, X.; Zhong, P.; Guo, W.-r. *Org. Prep. Proceed. Int.* **1999**, *31*, 201.

³⁰⁴Gabriele, B.; Salerno, G.; Fazio, A. *Org. Lett.* **2000**, *2*, 351.

³⁰⁵Usugi, S.; Yorimitsu, H.; Shinokubo, H.; Oshima, K. *Org. Lett.* **2004**, *6*, 601.

³⁰⁶Ananikov, V.P.; Beletskaya, I.P. *Org. Biomol. Chem.* **2004**, *2*, 284.

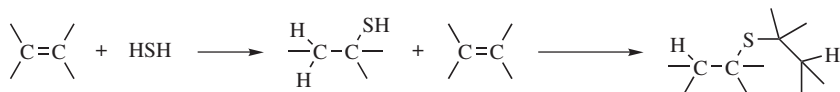
³⁰⁷Michael substrates usually give the expected orientation. For a method of reversing the orientation for RS groups (the RS group goes to the C=O bond of a C=C–C=O system), see Gassman, P.G.; Gilbert, D.P.; Cole, S.M. *J. Org. Chem.* **1977**, *42*, 3233.

³⁰⁸Kirpichenko, S.V.; Tolstikova, L.L.; Suslova, E.N.; Voronkov, M.G. *Tetrahedron Lett.* **1993**, *34*, 3889.

³⁰⁹Kuniyasu, H.; Ogawa, A.; Sato, K.-I.; Ryu, I.; Kambe, N.; Sonoda, N. *J. Am. Chem. Soc.* **1992**, *114*, 5902.

³¹⁰Mukaiyama, T.; Saitoh, T.; Jona, H. *Chem. Lett.* **2001**, 638.

are often produced:



As with alcohols, ketenes add thiols to give thiol esters $[\text{R}_2\text{C}=\text{C}=\text{O} + \text{RSH} \rightarrow \text{R}_2\text{CHCOSR}]$.³¹¹

Selenium compounds (RSeH) add in a similar manner to thiols.³¹² Vinyl selenides can be prepared from alkynes using diphenyl diselenide and sodium borohydride.³¹³

The conjugate addition of thiols to α,β -unsaturated carbonyl derivatives is discussed in **15-31**.


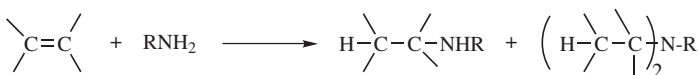
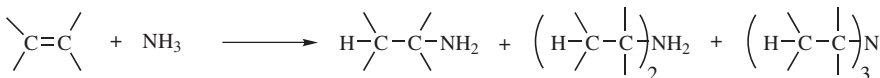
OS **III**, 458; **IV**, 669; **VIII**, 302. See also, OS **VIII**, 458.

D. Nitrogen or Phosphorus on the Other Side

15-8 Addition of Ammonia and Amines, Phosphines, and Related Compounds

Hydro-amino-addition

Hydro-phosphino-addition



Ammonia and primary and secondary amines add to alkenes *that are susceptible* to nucleophilic attack.³¹⁴ Ammonia and amines are much weaker acids than water, alcohols, and thiols (see **15-3**, **15-5**, **15-7**) and since acids turn NH_3 into the weak

³¹¹For an example, see Blake, A.J.; Friend, C.L.; Outram, R.J.; Simpkins, N.S.; Whitehead, A.J. *Tetrahedron Lett.* **2001**, 42, 2877.

³¹²Kuniyasu, H.; Ogawa, A.; Sato, K.-I.; Ryu, I.; Sonoda, N. *Tetrahedron Lett.* **1992**, 33, 5525.

³¹³Dabdoub, M.J.; Baroni, A.C.M.; Lenardão, E.J.; Gianeti, T.R.; Hurtado, G.R. *Tetrahedron* **2001**, 57, 4271.

³¹⁴For reviews, see Gasc, M.B.; Lattes, A.; Périé, J.J. *Tetrahedron* **1983**, 39, 703; Pines, H.; Stalick, W.M. *Base-Catalyzed Reactions of Hydrocarbons and Related Compounds*, Academic Press, NY, **1977**, pp. 423–454; Suminov, S.I.; Kost, A.N. *Russ. Chem. Rev.* **1969**, 38, 884; Gibson, M.S., in Patai, S. *The Chemistry of the Amino Group*, Wiley, NY, **1968**, pp. 61–65; Beller, M.; Breindl, C.; Eichberger, M.; Hartung, C.G.; Seayad, J.; Thiel, O.R.; Tillack, A.; Trauthwein, H. *Synlett* **2002**, 1579. For a discussion of Markovnikov versus anti-Markovnikov selectivity, see Tillack, A.; Khedkar, V.; Beller, M. *Tetrahedron Lett.* **2004**, 45, 8875.

acid, the ammonium ion NH_4^+ , this reaction does not occur by an electrophilic mechanism. The reaction tends to give very low yields, if any, with ordinary alkenes, unless extreme conditions are used (e.g., 178–200°C, 800–1000 atm, and the presence of metallic Na, for the reaction between NH_3 and ethylene³¹⁵). Amine alkenes give cyclic amines as the major product, in good yield, when treated with *n*-butyllithium.³¹⁶ Ammonia gives three possible products, since the initial product is a primary amine, which may add to a second molecule of alkene, and so on. Similarly, primary amines give both secondary and tertiary products. In practice it is usually possible to control which product predominates. The mechanism is nearly always nucleophilic, and the reaction is generally performed on polyhalo alkenes³¹⁷ and alkynes.³¹⁸ Ammonia adds to alkenes photochemically.³¹⁹ Reaction of a secondary amine with butyllithium generates an amide base, which reacts with alkenes to give alkyl amines,³²⁰ and can add intramolecularly to an alkene to form a pyrrolidine.³²¹ Pyrroles can be generated in this manner.³²² *N*-Chloroamines add to alkenes intramolecularly to give β -chloropyrrolidines.³²³

Conjugated carbonyl compounds react via conjugate addition with amines to give β -amino derivatives (see **15-31**)³²⁴ As expected, on Michael-type substrates the nitrogen goes to the carbon that does not carry the Z. With substrates of the form $\text{RCH}=\text{CZZ}'$, the same type of cleavage of the adduct can take place as in **15-3**.³²⁵

There are many examples of transition catalyzed addition of nitrogen compounds to alkenes, alkynes,³²⁶ and so on. Secondary amines can be added to certain nonactivated alkenes if palladium(II) complexes are used as catalysts.³²⁷

³¹⁵Howk, B.W.; Little, E.L.; Scott, S.L.; Whitman, G.M. *J. Am. Chem. Soc.* **1954**, *76*, 1899.

³¹⁶Ates, A.; Quinet, C. *Eur. J. Org. Chem.* **2003**, 1623.

³¹⁷For a review with respect to fluoroalkenes, see Chambers, R.D.; Mobbs, R.H. *Adv. Fluorine Chem.* **1965**, *4*, 51–112, pp. 62–68.

³¹⁸For an intramolecular example see Cossy, J.; Belotti, D.; Bellosta, V.; Boggio, C. *Tetrahedron Lett.* **1997**, *38*, 2677. For intramolecular addition to a 1-ethoxy alkyne, see MaGee, D.I.; Ramaseshan, M. *Synlett* **1994**, 743.

³¹⁹Yasuda, M.; Kojima, R.; Ohira, R.; Shiragami, T.; Shima, K. *Bull. Chem. Soc. Jpn.* **1998**, *71*, 1655.

³²⁰Hartung, C.G.; Breindl, C.; Tillack, A.; Beller, M. *Tetrahedron* **2000**, *56*, 5157.

³²¹Fujita, H.; Tokuda, M.; Nitta, M.; Suginoe, H. *Tetrahedron Lett.* **1992**, *33*, 6359.

³²²Dieter, R.K.; Yu, H. *Org. Lett.* **2000**, *2*, 2283.

³²³Göttlich, R. *Synthesis* **2000**, 1561; Göttlich, R.; Noack, M. *Tetrahedron Lett* **2001**, *42*, 7771 For a reaction with an *N*-bromoamine, see Outurquin, F.; Pannecoucke, X.; Berthe, B.; Paulmier, C. *Eur. J. Org. Chem.* **2002**, 1007. For a TiCl_3 – AlMe_3 mediated reaction, see Sjöholm, Å.; Hemmerling, M.; Pradeille, N.; Somfai, P. *J. Chem. Soc., Perkin Trans. 1* **2001**, 891. For a variation with a sulfonamide and iodine, see Jones, A.D.; Knight, D.W.; Hibbs, D.E. *J. Chem. Soc., Perkin Trans. 1* **2001**, 1182

³²⁴See Cossu, S.; DeLucchi, O.; Durr, R. *Synth. Commun.* **1996**, *26*, 4597 for an example involving methyl 2-propynoate.

³²⁵See, for example, Bernasconi, C.F.; Murray, C.J. *J. Am. Chem. Soc.* **1986**, *108*, 5251, 5257; Bernasconi, C.F.; Bunnell, R.D. *J. Org. Chem.* **1988**, *53*, 2001.

³²⁶For a review, see Doye, S. *Synlett* **2004**, 1653.

³²⁷For a review, see Gasc, M.B.; Lattes, A.; Périé, J.J. *Tetrahedron* **1983**, *39*, 703. For a review of metal-catalyzed nucleophilic addition, see Bäckvall, J. *Adv. Met.-Org. Chem.* **1989**, *1*, 135. See Löber, O.; Kawatsura, M.; Hartwig, J.F. *J. Am. Chem. Soc.* **2001**, *123*, 4366.

The complexation lowers the electron density of the double bond, facilitating nucleophilic attack.³²⁸ Markovnikov orientation is observed and the addition is anti.³²⁹ Molybdenum,³³⁰ titanium,³³¹ Yttrium,³³² and rhodium compounds³³³ have been used in the addition of amines to alkenes. An intramolecular addition of an amine unit to an alkene to form a pyrrolidine was reported using a palladium catalyst,³³⁴ a lanthanide reagent,³³⁵ or an yttrium reagent.³³⁶ Aniline reacts with dienes and a palladium catalyst to give allylic amines.³³⁷ Diene amines react with samarium catalysts to give 2-alkenyl pyrrolidines.³³⁸ Addition of secondary amines to dihydropyrans using a palladium catalyst gave the corresponding aminal (an α -amino ether).³³⁹ Reduction of nitro compounds in the presence of rhodium catalysts, in the presence of alkenes, CO and H₂, leads to an amine unit adding to the alkene moiety.³⁴⁰ Secondary amines react with alkenes to give the alkyl amine using a rhodium catalyst in a CO/H₂ atmosphere,³⁴¹ but modification of the chromium catalyst and conditions led to an enamine.³⁴² Note that the reaction of an alkene and a secondary amine with a rhodium catalyst can also give an enamine.³⁴³

Other nitrogen compounds, among them hydroxylamine and hydroxylamines,³⁴⁴ hydrazines, and amides (**15-9**), also add to alkenes. Azodicarboxylates (Boc-N=N-Boc) react with alkenes, in the presence of PhSiH₃ and a cobalt catalyst, to give

³²⁸F. For a discussion of the mechanism, see Hegedus, L.S.; Åkermark, B.; Zetterberg, K.; Olsson, L.F. *J. Am. Chem. Soc.* **1984**, *106*, 7122.

³²⁹Åkermark, B.; Zetterberg, K. *J. Am. Chem. Soc.* **1984**, *106*, 5560; Utsunomiya, M.; Hartwig, J.F. *J. Am. Chem. Soc.* **2003**, *125*, 14286.

³³⁰Srivastava, R.S.; Nicholas, K.M. *Chem. Commun.* **1996**, 2335.

³³¹Ackermann, L.; Kaspr, L.T.; Gschrei, C.J. *Org. Lett.* **2004**, *6*, 2515. See Castro, I.G.; Tillack, A.; Hartung, C.G.; Beller, M. *Tetrahedron Lett.* **2003**, *44*, 3217.

³³²O'Shaughnessy, P.N.; Scott, P. *Tetrahedron Asymmetry* **2003**, *14*, 1979.

³³³The anti-Markovnikov amine is produced: Utsunomiya, M.; Kuwano, R.; Kawatsura, M.; Hartwig, J.F. *J. Am. Chem. Soc.* **2003**, *125*, 5608; Utsunomiya, M.; Hartwig, J.F. *J. Am. Chem. Soc.* **2004**, *126*, 2702; Ahmed, M.; Seayad, A.M.; Jackstell, R.; Beller, M. *J. Am. Chem. Soc.* **2003**, *125*, 10311.

³³⁴Fix, S.R.; Brice, J.L.; Stahl, S.S. *Angew. Chem. Int. Ed.* **2002**, *41*, 164.

³³⁵Molander, G.A.; Dowdy, E.D. *J. Org. Chem.* **1998**, *63*, 8983; Ryu, J.-S.; Marks, T.J.; McDonald, F.E. *Org. Lett.* **2001**, *3*, 3091. The use of a chiral lanthanum catalyst led to pyrrolidines with modest asymmetric induction: Hong, S.; Tian, S.; Metz, M.V.; Marks, T.J. *J. Am. Chem. Soc.* **2003**, *125*, 14768.

³³⁶Kim, Y.K.; Livinghouse, T.; Bercaw, J.E. *Tetrahedron Lett.* **2001**, *42*, 2933.

³³⁷Minami, T.; Okamoto, H.; Ikeda, S.; Tanaka, R.; Ozawa, F.; Yoshifuji, M. *Angew. Chem. Int. Ed.* **2001**, *40*, 4501.

³³⁸Hong, S.; Marks, T.J. *J. Am. Chem. Soc.* **2002**, *124*, 7886.

³³⁹Cheng, X.; Hii, K.K. *Tetrahedron* **2001**, *57*, 5445.

³⁴⁰Rische, T.; Eilbracht, P. *Tetrahedron* **1998**, *54*, 8441; Akazome, M.; Kondo, T.; Watanabe, Y. *J. Org. Chem.* **1994**, *59*, 3375.

³⁴¹Rische, J.; Bäracker, L.; Eilbracht, P. *Eur. J. Org. Chem.* **1999**, 653; Lin, Y.-S.; El Ali, B.; Alper, H. *Tetrahedron Lett.* **2001**, *42*, 2423.

³⁴²Ahmed, M.; Seayad, A.M.; Jackstell, R.; Beller, M. *Angew. Chem. Int. Ed.* **2003**, *42*, 5615.

³⁴³Tillack, A.; Trauthwein, H.; Hartung, C.G.; Eichberger, M.; Pitter, S.; Jansen, A.; Beller, M. *Monat. Chem.* **2000**, *131*, 1327.

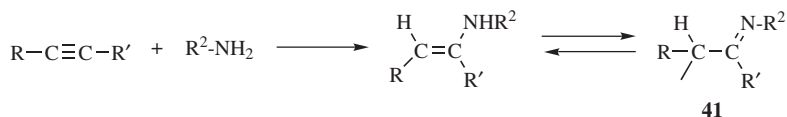
³⁴⁴Lin, X.; Stien, D.; Weinreb, S.M. *Tetrahedron Lett.* **2000**, *41*, 2333; Singh, S.; Nicholas, K.M. *Synth. Commun.* **2001**, *31*, 3087.

alkylhydrazides [RN(Boc)—NHBoc].³⁴⁵ Even with amines, basic catalysts are sometimes used, so that RNH[−] or R₂N[−] is the actual nucleophile. Tertiary amines (except those that are too bulky) add to Michael-type substrates in a reaction that is catalyzed by acids like HCl or HNO₃ to give the corresponding quaternary ammonium salts.³⁴⁶



The tertiary amine can be aliphatic, cycloalkyl, or heterocyclic (including pyridine). The reaction of NaOH with an amine containing two distal alkene units, followed by addition of a neodymium catalyst leads to a bicyclic amine.³⁴⁷

Primary amines add to triple bonds³⁴⁸ to give enamines that have a hydrogen on the nitrogen and (analogously to enols) tautomerize to the more stable imines, **41**.³⁴⁹



The reaction has been done with a palladium catalyst,³⁵⁰ a titanium catalyst,³⁵¹ a tantalum catalyst,³⁵² and with a gold catalyst.³⁵³ An intramolecular addition of amines to an alkyne unit in the presence of a palladium catalyst generated heterocyclic or cyclic amine compounds.³⁵⁴ The titanium catalyzed addition of primary

³⁴⁵Waser, J.; Carreira, E.M. *J. Am. Chem. Soc.* **2004**, *126*, 5676.

³⁴⁶Le Berre, A.; Delacroix, A. *Bull. Soc. Chim. Fr.* **1973**, 640, 647. See also, Vogel, D.E.; Büchi, G. *Org. Synth.*, *66*, 29.

³⁴⁷Molander, G.A.; Pack, S.K. *J. Org. Chem.* **2003**, *68*, 9214.

³⁴⁸For a review of addition of ammonia and amines to triple bonds, see Chekulaeva, I.A.; Kondrat'eva, L.V. *Russ. Chem. Rev.* **1965**, *34*, 669. For reactions with aniline, see Haak, E.; Bytschkov, I.; Doye, S. *Angew. Chem. Int. Ed.* **1999**, *38*, 3389; Hartung, C.G.; Tillack, A.; Trauthwein, H.; Beller, M. *J. Org. Chem.* **2001**, *66*, 6339.

³⁴⁹For example, see Kruse, C.W.; Kleinschmidt, R.F. *J. Am. Chem. Soc.* **1961**, *83*, 213, 216.

³⁵⁰Kadota, I.; Shibuya, A.; Lutete, L.M.; Yamamoto, Y. *J. Org. Chem.* **1999**, *64*, 4570.

³⁵¹Khedkar, V.; Tillack, A.; Beller, M. *Org. Lett.* **2003**, *5*, 4767; Tillack, A.; Castro, I.G.; Hartung, C.G.; Beller, M. *Angew. Chem. Int. Ed.* **2002**, *41*, 2541.

³⁵²Anderson, L.L.; Arnold, J.; Bergman R.G. *Org. Lett.* **2004**, *6*, 2519; Shi, Y.; Hall, C.; Ciszewski, J.T.; Cao, C.; Odom, A.L. *Chem. Commun.* **2003**, 586; Cao, C.; Li, Y.; Shi, Y.; Odom, A.L. *Chem. Commun.*, **2004**, 2002.

³⁵³Mizushima, E.; Hayashi, T.; Tanaka, M. *Org. Lett.* **2003**, *5*, 3349.

³⁵⁴Müller, T.E. *Tetrahedron Lett.* **1998**, *39*, 5961; Hiroya, K.; Matsumoto, S.; Sakamoto, T. *Org. Lett.* **2004**, *6*, 2953; Lutete, L.M.; Kadota, I.; Yamamoto, Y. *J. Am. Chem. Soc.* **2004**, *126*, 1622; Hiroya, K.; Itoh, S.; Ozawa, M.; Kanamori, Y.; Sakamoto, T. *Tetrahedron Lett.* **2002**, *43*, 1277. See also, Karur, S.; Kotti, S.R.S.S.; Xu, X.; Cannon, J.F.; Headley, A.; Li, G. *J. Am. Chem. Soc.* **2003**, *125*, 13340.

amines to alkynes give the enamine, which can be hydrogenated (**15-11**) to give the corresponding amine.³⁵⁵ A variation treats an alkynyl imine with CuI to form pyrroles.³⁵⁶ *N,N*-Diphenylhydrazine reacts with diphenyl acetylene and a titanium catalyst to give indole derivatives.³⁵⁷ Treatment of an imine of 2-alkynyl benzaldehyde with iodide gave a functionalized isoquinoline.³⁵⁸ When ammonia is used instead of a primary amine, the corresponding $\text{RH}_2\text{C}-\overset{\text{NH}}{\parallel}{\text{C}}-\text{R}'$ is not stable enough for isolation, but polymerizes. Ammonia and primary amines (aliphatic and aromatic) add to conjugated diynes to give pyrroles, **42**.³⁵⁹ A similar preparation of pyrroles was reported by heating non-conjugated diynes with aniline and a titanium catalyst.³⁶⁰ This is not 1,4-addition, but 1,2-addition twice. Conjugated ene-yne containing an amino group also give pyrroles with a palladium catalyst.³⁶¹

Allenes are reaction partners,³⁶² and amines add to allenes in the presence of a catalytic amount of CuBr³⁶³ or palladium compounds.³⁶⁴ Intramolecular reaction of allene amines lead to dihydropyrroles, using a gold catalyst.³⁶⁵



Treatment of an allene amine with a ruthenium catalyst, 10% of TiCl₄ and methyl vinyl ketone to give a product of amine addition followed by Michael addition, a pyrrolidine derivative with a pendant alkenyl ketone unit.³⁶⁶ Cyclic imines can be prepared from allene amines using a titanium catalyst.³⁶⁷

³⁵⁵Haak, E.; Siebeneicher, H.; Doye, S. *Org. Lett.* **2000**, 2, 1935; Bytschkov, I.; Doye, S. *Eur. J. Org. Chem.* **2001**, 4411. For a variation using sodium cyanoborohydride and zinc chloride as the reducing agent, see Heutling, A.; Doye, S. *J. Org. Chem.* **2002**, 67, 1961.

³⁵⁶Kel'in, A.; Sromek, A.W.; Gevorgyan, V. *J. Am. Chem. Soc.* **2001**, 123, 2074. Another variation used a chromium carbene species to generate pyrroles from imino ene-yne: Zhang, Y.; Herndon, J.W. *Org. Lett.* **2003**, 5, 2043.

³⁵⁷Ackermann, L.; Born, R. *Tetrahedron Lett.* **2004**, 45, 9541. For a different approach using hypervalent iodine, see Barluenga, J.; Trincado, M.; Rubio, E.; González, J.M. *Angew. Chem. Int. Ed.* **2003**, 42, 2406.

³⁵⁸Huang, Q.; Hunter, J.A.; Larock, R.C. *J. Org. Chem.* **2002**, 67, 3437.

³⁵⁹Schult, K.E.; Reisch, J.; Walker, H. *Chem. Ber.* **1965**, 98, 98.

³⁶⁰Ramanathan, B.; Keith, A.J.; Armstrong, D.; Odom, A.L. *Org. Lett.* **2004**, 6, 2957.

³⁶¹Gabriele, B.; Salerno, G.; Fazio, A.; Bossio, M.R. *Tetrahedron Lett.* **2001**, 42, 1339; Gabriele, B.; Salerno, G.; Fazio, A. *J. Org. Chem.* **2003**, 68, 7853.

³⁶²Meguro, M.; Yamamoto, Y. *Tetrahedron Lett.* **1998**, 39, 5421.

³⁶³Geri, R.; Polizzi, C.; Lardicci, L.; Caporusso, A.M. *Gazz. Chim. Ital.*, **1994**, 124, 241.

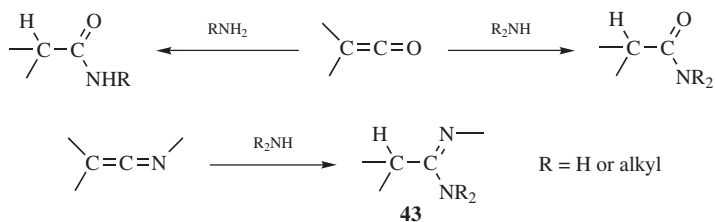
³⁶⁴Davies, I.W.; Scopes, D.I.C.; Gallagher, T. *Synlett* **1993**, 85.

³⁶⁵Morita, N.; Krause, N. *Org. Lett.* **2004**, 6, 4121.

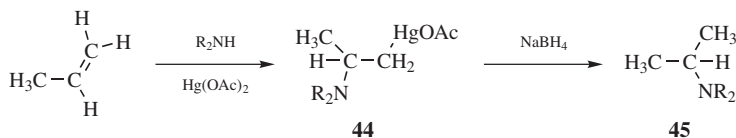
³⁶⁶Trost, B.M.; Pinkerton, A.B.; Kremzow, D. *J. Am. Chem. Soc.* **2000**, 122, 12007.

³⁶⁷Ackermann, L.; Bergman, R.G. *Org. Lett.* **2002**, 4, 1475; Ackerman, L.; Bergman, R.G.; Loy, R.N. *J. Am. Chem. Soc.* **2003**, 125, 11956.

Primary and secondary amines add to ketenes to give, respectively, *N*-substituted and *N,N*-disubstituted amides:³⁶⁸ and to ketenimines to give amidines, **43**.³⁶⁹



NH₃ can be added to double bonds (even ordinary double bonds) in an indirect manner by the use of hydroboration (**15-16**) followed by treatment with NH₂Cl or NH₂OSO₂OH (**12-32**). This produces a primary amine with anti-Markovnikov orientation. An indirect way of adding a primary or secondary amine to a double bond consists of aminomercuration followed by reduction (see **15-3** for the analogous oxymercuration–demercuration procedure), to give amine **45**.³⁷⁰



The addition of a secondary amine (shown above) produces a tertiary amine, while addition of a primary amine gives a secondary amine. The overall orientation follows Markovnikov's rule. For conversion of **44** to other products, see **15-53**.



Phosphines add to alkenes to give alkyl phosphines and to alkynes to give vinyl phosphines. In the presence of an ytterbium (Yb) catalyst, diphenylphosphine added to diphenyl acetylene to give the corresponding vinyl phosphine.³⁷¹ A palladium catalyst was used for the addition *o*-diphenylphosphine to terminal alkynes, giving the anti-Markovnikov vinyl phosphine but a nickel catalyst led to the Markovnikov vinyl phosphine.³⁷² Alkenes also react with diarylphosphines

³⁶⁸For discussions of the mechanism of this reaction, see Briody, J.M.; Satchell, D.P.N. *Tetrahedron* **1966**, *22*, 2649; Tidwell, T.T. *Acc. Chem. Res.* **1990**, *23*, 273; Satchell, D.P.N.; Satchell, R.S. *Chem. Soc. Rev.* **1975**, *4*, 231. For an enantioselective reaction, see Hodous, B.L.; Fu, G.C. *J. Am. Chem. Soc.* **2002**, *124*, 10006.

³⁶⁹Stevens, C.L.; Freeman, R.C.; Noll, K. *J. Org. Chem.* **1965**, *30*, 3718.

³⁷⁰For a review, see Larock, R.C. *Solvation/Demercuration Reactions in Organic Synthesis*, Springer, NY, **1986**, pp. 443–504. See also, Barluenga, J.; Perez-Prieto, J.; Asensio, G. *Tetrahedron* **1990**, *46*, 2453.

³⁷¹Takaki, K.; Koshiji, G.; Komeyama, K.; Takeda, M.; Shishido, T.; Kitani, A.; Takehira, K. *J. Org. Chem.* **2003**, *68*, 6554.

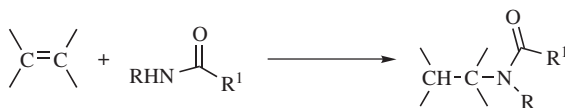
³⁷²Kazankova, M.A.; Efimova, I.V.; Kochetkov, A.N.; Atanas'ev, V.V.; Beletskaya, I.P.; Dixneuf, P.H. *Synlett* **2001**, 497.

and a nickel catalyst. to give the alkyl phosphine³⁷³ Silylphosphines ($R_3Si-PAr_2$) react with alkenes and Bu_4NF to give the anti-Markovnikov allyl phosphine.³⁷⁴ Phosphine oxides can be prepared by the reaction of an aryl substituted alkene and diphenylphosphine oxide, $Ph_2P(=O)H$.³⁷⁵ Diphenylphosphine oxide also reacted with terminal alkynes to give the anti-Markovnikov vinyl phosphine oxide using a rhodium catalyst.³⁷⁶ Phosphonate esters were similar prepared from alkenes and diethyl phosphite, $(EtO_2)P(=O)H$, and a manganese catalyst in a reaction exposed to oxygen.³⁷⁷ Similar addition was observed in the reaction of an alkene with NaH_2PO_2 to give the phosphinate, $RCH=CH_2 \rightarrow RCH_2CH_2PH(=O)ONa$.³⁷⁸ Palladium catalysts were used for the preparation of similar compounds from alkenes³⁷⁹ and the reaction of terminal alkynes with dimethyl phosphite and a nickel catalyst gave the Markovnikov vinyl phosphonate ester.³⁸⁰ Other phosphites were added to dienes to give an allylic phosphonate ester using a palladium catalyst.³⁸¹ Diarylphosphines react with vinyl ethers and a nickel catalyst to give α -alkoxy phosphonate esters.³⁸²

OS I, 196; III, 91, 93, 244, 258; IV, 146, 205; V, 39, 575, 929; VI, 75, 943; VIII, 188, 190, 536; 80, 75. See also, OS VI, 932.

15-9 Addition of Amides

Hydro-amido-addition



Under certain conditions, amides can add directly to alkenes to form *N*-alkylated amides. Sulfonamides react in a similar manner. 3-Pentenamide was cyclized to 5-methyl-2-pyrrolidinone by treatment with trifluorosulfonic acid.³⁸³ Acyl hydrazine derivatives also cyclized in the presence of hypervalent iodine reagents to give lactams.³⁸⁴ When a carbamate was treated with Bu_3SnH , and AIBN, addition to an alkene led to a bicyclic lactam.³⁸⁵

³⁷³Shulyupin, M.O.; Kazankova, M.A.; Beletskaya, I.P. *Org. Lett.*, **2002**, 4, 761.

³⁷⁴Hayashi, M.; Matsuura, Y.; Watanabe, Y. *Tetrahedron Lett.* **2004**, 45, 9167.

³⁷⁵Bunlaksananusorn, T.; Knochel, P. *J. Org. Chem.* **2004**, 69, 4595; Rey, P.; Taillades, J.; Rossi, J.C.; Gros, G. *Tetrahedron Lett.* **2003**, 44, 6169.

³⁷⁶Han, L.-B.; Zhao, C.-Q.; Tanaka, M. *J. Org. Chem.* **2001**, 66, 5929.

³⁷⁷Tayama, O.; Nakano, A.; Iwahama, T.; Sakaguchi, S.; Ishii, Y. *J. Org. Chem.* **2004**, 69, 5494.

³⁷⁸Deprèle, S.; Montchamp, J.-L. *J. Org. Chem.* **2001**, 66, 6745.

³⁷⁹Deprèle, S.; Montchamp, J.-L. *J. Am. Chem. Soc.* **2002**, 124, 9386.

³⁸⁰Han, L.-B.; Zhang, C.; Yazawa, H.; Shimada, S. *J. Am. Chem. Soc.* **2004**, 126, 5080.

³⁸¹Mirzaei, F.; Han, L.-B.; Tanaka, M. *Tetrahedron Lett.* **2001**, 42, 297.

³⁸²Kazankova, M.A.; Shulyupin, M.O.; Beletskaya, I.P. *Synlett* **2003**, 2155.

³⁸³Marson, C.M.; Fallah, A. *Tetrahedron Lett.* **1994**, 35, 293.

³⁸⁴Scartozzi, M.; Grondin, R.; Leblanc, Y. *Tetrahedron Lett.* **1992**, 33, 5717.

³⁸⁵Callier, A.-C.; Quiclet-Sire, B.; Zard, S.Z. *Tetrahedron Lett.* **1994**, 35, 6109.

The reaction can be done intramolecularly. *N*-Benzyl pent-4-ynamide reacted with tetrabutylammonium fluoride to an alkylidene lactam.³⁸⁶ Similar addition of a tosylamide-alkene, with a palladium catalyst, led to a vinyl *N*-tosyl pyrrolidine.³⁸⁷ Similar cyclization reactions occur with tosylamide-alkynes.³⁸⁸

Treatment of triflamide alkenes with triflic acid gives the corresponding *N*-triflyl cyclic amine.³⁸⁹ Using an alkene halide and an *N*-chlorosulfonamide, an amide is generated *in situ*, and addition to the alkene gives a pyrrolidine derivative.³⁹⁰ *N*-Bromocarbamates also add to alkenes, in the presence of $\text{BF}_3 \cdot \text{OEt}_2$ to give a *vic*-bromo *N*-Boc amine.³⁹¹ The titanium catalyzed reaction of alkenyl *N*-tosylamines give *N*-tosyl cyclic amines.³⁹²

Alkynes and allenes also react with amides. Phenylthiomethyl alkynes were converted to *N*-Boc-*N*-phenylthio allenes with Boc azide and an iron catalyst.³⁹³ The palladium-catalyzed reaction of an allene amide, with iodobenzene, leads to *N*-sulfonyl aziridines having an allylic group at C1.³⁹⁴ Other allene *N*-tosylamines similarly give *N*-tosyl tetrahydropyridines.³⁹⁵

Imides can also add to alkenes or alkynes. Ethyl 2-propynoate reacted with phthalimide, in the presence of a palladium catalyst, to give ethyl 2-phthalimido-2-propenoate.³⁹⁶

15-10 Addition of Hydrazoic Acid

Hydro-azido-addition



Hydrazoic acid (HN_3) can be added to certain Michael-type substrates (*Z* is as defined on p. 1007) to give β -azido compounds.³⁹⁷ The reaction apparently fails if R

³⁸⁶Jacobi, P.A.; Brielmann, H.L.; Hauck, S.I. *J. Org. Chem.* **1996**, *61*, 5013.

³⁸⁷Larock, R.C.; Hightower, T.R.; Hasvold, L.A.; Peterson, K.P. *J. Org. Chem.* **1996**, *61*, 3584; Harris, Jr., G.D.; Herr, R.J.; Weinreb, S.M. *J. Org. Chem.* **1993**, *58*, 5452. See also, Pinho, P.; Minnaard, A.J.; Feringa, B.L. *Org. Lett.* **2003**, *5*, 259.

³⁸⁸Luo, F.-T.; Wang, R.-T. *Tetrahedron Lett.* **1992**, *33*, 6835.

³⁸⁹Schlummer, B.; Hartwig, J.F. *Org. Lett.* **2002**, *4*, 1471; Haskins, C.M.; Knight, D.W. *Chem. Commun.* **2002**, 2724.

³⁹⁰Minakata, S.; Kano, D.; Oderaotoshi, Y.; Komatsu, M. *Org. Lett.* **2002**, *4*, 2097.

³⁹¹Śliwnińska, A.; Zwierzak, A. *Tetrahedron* **2003**, *59*, 5927.

³⁹²Miura, K.; Hondo, T.; Nakagawa, T.; Takahashi, T.; Hosomi, A. *Org. Lett.* **2000**, *2*, 385.

³⁹³Bacci, J.P.; Greenman, K.L.; van Vranken, D.L. *J. Org. Chem.* **2003**, *68*, 4955.

³⁹⁴Ohno, H.; Toda, A.; Miwa, Y.; Taga, T.; Osawa, E.; Yamaoka, Y.; Fujii, N.; Ibuka, T. *J. Org. Chem.* **1999**, *64*, 2992.

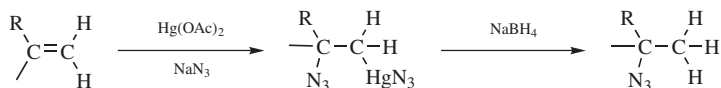
³⁹⁵Rutjes, F.P.J.T.; Tjen, K.C.M.F.; Wolf, L.B.; Karstens, W.F.J.; Schoemaker, H.E.; Hiemstra, H. *Org. Lett.* **1999**, *1*, 717; Na, S.; Yu, F.; Gao, W. *J. Org. Chem.* **2003**, *68*, 5943; Ma, S.; Gao, W. *Org. Lett.* **2002**, *4*, 2989.

³⁹⁶Trost, B.M.; Dake, G.R. *J. Am. Chem. Soc.* **1997**, *119*, 7595.

³⁹⁷Boyer, J.H. *J. Am. Chem. Soc.* **1951**, *73*, 5248; Harvey, G.R.; Ratts, K.W. *J. Org. Chem.* **1966**, *31*, 3907.

For a review, see Biffin, M.E.C.; Miller, J.; Paul, D.B., in Patai, S. *The Chemistry of the Azido Group*, Wiley, NY, **1971**, pp. 120–136.

is phenyl. The HN_3 also adds to enol ethers $\text{CH}_2=\text{CHOR}$ to give $\text{CH}_3-\text{CH}(\text{OR})\text{N}_3$, and to silyl enol ethers,³⁹⁸ but it does not add to ordinary alkenes unless a Lewis acid catalyst, such as TiCl_4 , is used, in which case good yields of azide can be obtained.³⁹⁸ Hydrazoic acid can also be added indirectly to ordinary alkenes by azidomercuration, followed by demercuration,³⁹⁹ analogous to the similar procedures

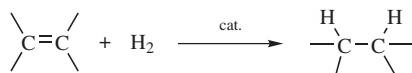


mentioned in **15-3**, **15-5**, **15-6**, and **15-8**. The method can be applied to terminal alkenes or strained cycloalkenes (e.g., norbornene) but fails for unstrained internal alkenes.

E. Hydrogen on Both Sides

15-11 Hydrogenation of Double and Triple Bonds⁴⁰⁰

Dihydro-addition



Most carbon–carbon double bonds, whether substituted by electron-donating or electron-withdrawing substituents, can be catalytically hydrogenated, usually in quantitative or near-quantitative yields.⁴⁰¹ Almost all known alkenes added hydrogen at temperatures between 0 and 275°C. The catalysts used can be divided into

³⁹⁸Hassner, A.; Fibiger, R.; Andisik, D. *J. Org. Chem.* **1984**, *49*, 4237.

³⁹⁹Heathcock, C.H. *Angew. Chem. Int. Ed.* **1969**, *8*, 134. For a review, see Larock, R.C. *Solvation/Demercuration Reactions in Organic Synthesis*, Springer, NY, **1986**, pp. 522–527.

⁴⁰⁰For a review, see Mitsui, S.; Kasahara, A., in Zabicky, J. *The Chemistry of Alkenes*, Vol. 2, Wiley, NY, **1970**, pp. 175–214. Also see, Smith, M.B. *Organic Synthesis*, 2nd ed., McGraw-Hill, NY, **2001**, pp. 369–382.

⁴⁰¹For books on catalytic hydrogenation, see Rylander, P.N. *Hydrogenation Methods*, Academic Press, NY, **1985**; *Catalytic Hydrogenation in Organic Synthesis*, Academic Press, NY, **1979**; *Catalytic Hydrogenation over Platinum Metals*, Academic Press, NY, **1967**; Červený, L. *Catalytic Hydrogenation*, Elsevier, NY, **1986** (this book deals mostly with industrial aspects); Freifelder, M. *Catalytic Hydrogenation in Organic Synthesis*, Wiley, NY, **1978**; *Practical Catalytic Hydrogenation*, Wiley, NY, **1971**; Augustine, R.L. *Catalytic Hydrogenation*, Marcel Dekker, NY, **1965**. For reviews, see Parker, D., in Hartley, F.R. *The Chemistry of the Metal–Carbon Bond*, Vol. 4, Wiley, NY, **1987**, pp. 979–1047; Carruthers, W. *Some Modern Methods of Organic Synthesis* 3rd ed., Cambridge University Press, Cambridge, **1986**, pp. 411–431; Colquhoun, H.M.; Holton, J.; Thompson, D.J.; Twigg, M.V. *New Pathways for Organic Synthesis*, Plenum, NY, **1984**, pp. 266–300, 325–334; Kalinkin, M.I.; Kolomnikova, G.D.; Parnes, Z.N.; Kursanov, D.N. *Russ. Chem. Rev.* **1979**, *48*, 332; Candlin, J.P.; Rennie, R.A.C. in Bentley, K.W.; Kirby, G.W. *Elucidation of Organic Structures by Physical and Chemical Methods*, 2nd ed. (Vol. 4 of Weissberger, A. *Techniques of Chemistry*), pt. 2, Wiley, NY, **1973**, pp. 97–117; House, H.O. *Modern Synthetic Reactions*, 2nd ed., W.A. Benjamin, NY, **1972**, pp. 1–34.

two broad classes, both of which mainly consist of transition metals and their compounds: (1) catalysts insoluble in the reaction medium (*heterogeneous catalysts*). Among the most effective are Raney nickel,⁴⁰² palladium-on-charcoal (perhaps the most common),⁴⁰³ NaBH₄-reduced nickel⁴⁰⁴ (also called nickel boride), platinum metal or its oxide, rhodium, ruthenium, and zinc oxide.⁴⁰⁵ (2) Catalysts soluble in the reaction medium (*homogeneous catalysts*).⁴⁰⁶ An important example is chlorotris(triphenylphosphine)rhodium, RhCl(Ph₃P)₃,⁴⁰⁷ (**100**, *Wilkinson's catalyst*),⁴⁰⁸ which catalyzes the hydrogenation of many alkenyl compounds without disturbing such groups as COOR, NO₂, CN, or COR present in the same molecule.⁴⁰⁹ Even unsaturated aldehydes can be reduced to saturated aldehydes,⁴¹⁰ although in this case decarbonylation (**14-32**) may be a side reaction. In general, for catalytic hydrogenation, many functional groups may be present in the molecule, for example, OH, COOH, NR₂ including NH₂, N(R)COR' including carbamates,⁴¹¹ CHO, COR, COOR, or CN. Vinyl esters can be hydrogenated using homogeneous rhodium catalyst.⁴¹² Enamides are hydrogenated, with excellent enantioselectivity, using chiral rhodium catalysts.⁴¹³ Some of these groups are also susceptible to catalytic reduction, but it is usually possible to find conditions

⁴⁰²For a review of Raney nickel, see Pizey, J.S. *Synthetic Reagents*, Vol. 2, Wiley, NY, **1974**, pp. 175–311. Double bonds have been reduced with Raney nickel alone; with no added H₂. The hydrogen normally present in this reagent was sufficient: Pojer, P.M. *Chem. Ind. (London)* **1986**, 177.

⁴⁰³A recyclable Pd/CaCO₃ catalyst in polyethylene glycol (PEG) as been reported. See Chandrasekhar, S.; Narsihmulu, Ch.; Chandrashekar, G.; Shyamsunder, T. *Tetrahedron Lett.* **2004**, *45*, 2421.

⁴⁰⁴Paul, R.; Buisson, P.; Joseph, N. *Ind. Eng. Chem.* **1952**, *44*, 1006; Brown, C.A. *Chem. Commun.* **1969**, 952; *J. Org. Chem.* **1970**, *35*, 1900. For a review of reductions with nickel boride and related catalysts, see Ganem, B.; Osby, J.O. *Chem. Rev.* **1986**, *86*, 763.

⁴⁰⁵For reviews of hydrogenation with metal oxides, see Minachev, Kh.M.; Khodakov, Yu.S.; Nakhshunov, V.S. *Russ. Chem. Rev.* **1976**, *45*, 142; Kokes, R.J.; Dent, A.L. *Adv. Catal.* **1972**, *22*, 1 (ZnO).

⁴⁰⁶For a monograph, see James, B.R. *Homogeneous Hydrogenation*, Wiley, NY, **1973**. For reviews, see Collman, J.P.; Hegedus, L.S.; Norton, J.R.; Finke, R.G. *Principles and Applications of Organotransition Metal Chemistry*, University Science Books, Mill Valley, CA **1987**, pp. 523–564; Birch, A.J.; Williamson, D.H. *Org. React.* **1976**, *24*, 1; James, B.R. *Adv. Organomet. Chem.* **1979**, *17*, 319; Harmon, R.E.; Gupta, S.K.; Brown, D.J. *Chem. Rev.* **1973**, *73*, 21; Strohmeier, W. *Fortschr. Chem. Forsch.* **1972**, *25*, 71; Heck, R.F. *Organotransition Metal Chemistry*, Academic Press, NY, **1974**, pp. 55–65; Rylander, P.N. *Organic Syntheses with Noble Metal Catalysts*, Academic Press, NY, **1973**, pp. 60–76; Lyons, J.E.; Rennick, L.E.; Burmeister, J.L. *Ind. Eng. Chem. Prod. Res. Dev.* **1970**, *9*, 2; Vol'pin, M.E.; Kolomnikov, I.S. *Russ. Chem. Rev.* **1969**, *38*, 273.

⁴⁰⁷Osborn, J.A.; Jardine, F.H.; Young, J.F.; Wilkinson, G. *J. Chem. Soc., A* **1966**, 1711; Osborn, J.A.; Wilkinson, G. *Inorg. Synth.*, **1967**, *10*, 67; Biellmann, J.F. *Bull. Soc. Chim. Fr.* **1968**, 3055; van Bekkum, H.; van Rantwijk, F.; van de Putte, T. *Tetrahedron Lett.* **1969**, 1.

⁴⁰⁸For a review of Wilkinson's catalyst, see Jardine, F.H. *Prog. Inorg. Chem.* **1981**, *28*, 63–202.

⁴⁰⁹Harmon, R.E.; Parsons, J.L.; Cooke, D.W.; Gupta, S.K.; Schoonenberg, J. *J. Org. Chem.* **1969**, *34*, 3684. See also, Mohrig, J.R.; Dabora, S.L.; Foster, T.F.; Schultz, S.C. *J. Org. Chem.* **1984**, *49*, 5179.

⁴¹⁰Jardine, F.H.; Wilkinson, G. *J. Chem. Soc. C* **1967**, 270.

⁴¹¹Hattori, K.; Sajiki, H.; Hirota, K. *Tetrahedron* **2000**, *56*, 8433.

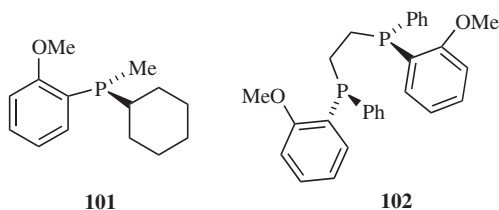
⁴¹²Tang, W.; Liu, D.; Zhang, X. *Org. Lett.* **2003**, *5*, 205.

⁴¹³Jia, X.; Guo, R.; Li, X.; Yao, X.; Chan, A.S.C. *Tetrahedron Lett.* **2002**, *43*, 5541; Reetz, M.T.; Mehler, G.; Meiswinkel, A.; Sell, T. *Tetrahedron Lett.* **2002**, *43*, 7941; Reetz, M.T.; Mehler, G. *Tetrahedron Lett.* **2003**, *44*, 4593.

under which double bonds can be reduced selectively⁴¹⁴ (see Table 19.2). Controlling the solvent allows catalytic hydrogenation of an alkene in the presence of an aromatic nitro group.⁴¹⁵

Among other homogeneous catalysts are chlorotris(triphenylphosphine)hydridoruthenium(II), $(\text{Ph}_3\text{P})_3\text{RuClH}$,⁴¹⁶ which is specific for terminal double bonds (other double bonds are hydrogenated slowly or not at all), and pentacyanocobaltate(II), $\text{Co}(\text{CN})_5^{3-}$, which is effective for double and triple bonds only when they are part of conjugated systems⁴¹⁷ (the conjugation may be with $\text{C}=\text{C}$, $\text{C}=\text{O}$, or an aromatic ring). Colloidal palladium has also been used as a catalyst,⁴¹⁸ and a polymer bound ruthenium catalyst has also been used.⁴¹⁹ A polymer incarcerated palladium catalyst gave the hydrogenated product in quantitative yields.⁴²⁰ Rhodium on mesoporous silica can be used to hydrogenate alkenes.⁴²¹ A nanoparticulate palladium catalyst in an ionic liquid has been used for the hydrogenation of alkenes.⁴²²

Homogeneous catalysts often have the advantages of better catalyst reproducibility and better selectivity. They are also less susceptible to catalyst poisoning⁴²³ (heterogeneous catalysts are usually poisoned by small amounts of sulfur, often found in rubber stoppers, or by sulfur-containing compounds, such as thiols and sulfides).⁴²⁴ On the other hand, heterogeneous catalysts are usually easier to separate from the reaction mixture.



101

102

⁴¹⁴For a discussion, see Rylander, P.N. *Catalytic Hydrogenation over Platinum Metals*, Academic Press, NY, **1967**, pp. 59–120. Also see, Hudlický, M. *Reductions in Organic Chemistry*, Ellis Horwood Ltd., Chichester, **1984**.

⁴¹⁵Jourdant, A.; González-Zamora, E.; Zhu, J. *J. Org. Chem.* **2002**, *67*, 3163.

⁴¹⁶Hallman, P.S.; McGarvey, B.R.; Wilkinson, G. *J. Chem. Soc. A* **1968**, 3143; Jardine, F.H.; McQuillin, F.J. *Tetrahedron Lett.* **1968**, 5189.

⁴¹⁷Kwiatek, J.; Mador, I.L.; Seyler, J.K. *J. Am. Chem. Soc.* **1962**, *84*, 304; Jackman, L.M.; Hamilton, J.A.; Lawlor, J.M. *J. Am. Chem. Soc.* **1968**, *90*, 1914; Funabiki, T.; Matsumoto, M.; Tarama, K. *Bull. Chem. Soc. Jpn.* **1972**, *45*, 2723; Reger, D.L.; Habib, M.M.; Fauth, D.J. *Tetrahedron Lett.* **1979**, 115.

⁴¹⁸Fowley, L.A.; Michos, D.; Luo, X.-L.; Crabtree, R.H. *Tetrahedron Lett.* **1993**, *34*, 3075.

⁴¹⁹Taylor, R.A.; Santora, B.P.; Gagné, M.R. *Org. Lett.* **2000**, *2*, 1781.

⁴²⁰Okamoto, K.; Akiyama, R.; Kobayashi, S. *J. Org. Chem.* **2004**, *69*, 2871. See also, Bremeyer, N.; Ley, S.V.; Ramarao, C.; Shirley, I.M.; Smith, S.C. *Synlett* **2002**, 1843.

⁴²¹Crudden, C.M.; Allen, D.; Mikoluk, M.D.; Sun, J. *Chem. Commun.* **2001**, 1154.

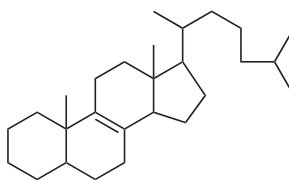
⁴²²In bmim PF₆, 1-butyl-3-methylimidazolium hexafluorophosphate: Huang, J.; Jiang, T.; Han, B.; Gao, H.; Chang, Y.; Zhao, G.; Wu, W. *Chem. Commun.* **2003**, 1654.

⁴²³Birch, A.J.; Walker, K.A.M. *Tetrahedron Lett.* **1967**, 1935.

⁴²⁴For a review of catalyst poisoning by sulfur, see Barbier, J.; Lamy-Pitara, E.; Marecot, P.; Boitiaux, J.P.; Cosyns, J.; Verna, F. *Adv. Catal.* **1990**, *37*, 279–318.

Unfunctionalized alkenes are hydrogenated with good diastereoselectivity and enantioselectivity using various metal catalysts and chiral ligands.⁴²⁵ Soluble, chiral homogeneous catalysts are usually the best choice, especially for alkenes. The transition-metal catalyst (rhodium and ruthenium are probably the most common) is usually prepared with suitable chiral ligands prior to addition to the reaction, or an achiral catalyst, such as Wilkinson's catalyst, **100**: $\text{RhCl}(\text{Ph}_3\text{P})_3$, is added along with a chiral ligand. The chiral ligand is typically a phosphine. In one case, the phosphorous may be chiral, as in **101** (called R-camp),⁴²⁶ but pyramidal inversion at elevated temperatures (see p. 142) limits the utility of such ligands. The alternative is to prepare a phosphine containing a chiral carbon, and bis(phosphines), such as **102** (called dipamp)⁴²⁷ are the most common. There are many variations of chiral bis(phosphine) ligands. Mono-phosphine ligands have also been used.⁴²⁸ Titanocenes⁴²⁹ with chiral cyclopentadienyl ligands have given enantioselective hydrogenation of unfunctionalized alkenes, such as 2-phenyl-1-butene.⁴³⁰ Chiral poisoning has been used as a strategy for asymmetric catalysis.⁴³¹

Hydrogenations in most cases are carried out at room temperature and just above atmospheric pressure, but some double bonds are more resistant and require higher temperatures and pressures. The resistance is usually a function of increasing substitution and is presumably caused by steric factors. Trisubstituted double bonds require, say, 25°C and 100 atm, while tetrasubstituted double bonds may require 275°C and 1000 atm. Among

**103**

the double bonds most difficult to hydrogenate or which cannot be hydrogenated at all are those common to two rings, as in steroid **103**. Hydrogenations, even at about atmospheric pressure, are ordinarily performed in a special hydrogenator, but this is

⁴²⁵Zr: Troutman, M.V.; Appella, D.H.; Buchwald, S.L. *J. Am. Chem. Soc.* **1999**, *121*, 4916. Ir: Xu, G.; Gilbertson, S.R. *Tetrahedron Lett.* **2003**, *44*, 953; Tang, W.; Wang, W.; Zhang, X. *Angew. Chem. Int. Ed.* **2003**, *42*, 943; Cozzi, P.G.; Menges, F.; Kaiser, S. *Synlett* **2003**, 833. Special ligands: Perry, M.C.; Cui, X.; Powell, M.T.; Hou, D.-R.; Reibenspies, J.H.; Burgess, K. *J. Am. Chem. Soc.* **2003**, *125*, 113.

⁴²⁶Knowles, W.S.; Sabacky, M.J.; Vineyard, B.D. *Adv. Chem. Ser.* **1974**, *132*, 274.

⁴²⁷Brown, J.M.; Chaloner, P.A. *J. Chem. Soc., Chem. Commun.* **1980**, 344; **1978**, 321; *Tetrahedron Lett.* **1978**, 1877; *J. Am. Chem. Soc.* **1980**, *102*, 3040.

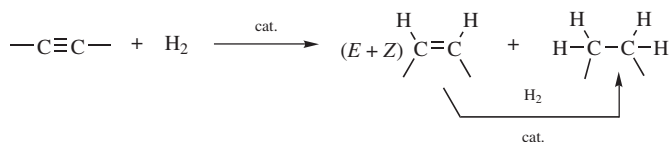
⁴²⁸Huang, H.; Zheng, Z.; Luo, H.; Bai, C.; Hu, X.; Chen, H. *J. Org. Chem.* **2004**, *69*, 2355; Hua, Z.; Vassar, V.C.; Ojima, I. *Org. Lett.* **2003**, *5*, 3831. For a review, see Jerphagnon, T.; Renaud, J.-L.; Bruneau, C. *Tetrahedron Asymmetry* **2004**, *15*, 2101.

⁴²⁹Burk, M.J.; Gross, M.F. *Tetrahedron Lett.* **1994**, *35*, 9363.

⁴³⁰Halterman, R.L.; Vollhardt, K.P.C.; Welker, M.E.; Bläser, D.; Boese, R. *J. Am. Chem. Soc.* **1987**, *109*, 8105; Lee, N.E.; Buchwald, S.L. *J. Am. Chem. Soc.* **1994**, *116*, 5985.

⁴³¹Faller, J.W.; Parr, J. *J. Am. Chem. Soc.* **1993**, *115*, 804.

not always necessary. Both the catalyst and the hydrogen can be generated *in situ*, by treatment of H_2PtCl_6 or RhCl_3 with NaBH_4 ;⁴³² ordinary glassware can then be used. The great variety of catalysts available often allows an investigator to find one that is highly selective. For example, the catalyst Pd(salen) encapsulated in zeolites permitted the catalytic hydrogenation of 1-hexene in the presence of cyclohexene.⁴³³ It has been shown that the pressure of the reaction can influence enantioselectivity in asymmetric catalytic hydrogenations.⁴³⁴



Triple bonds can be reduced, either by catalytic hydrogenation or by the other methods mentioned in the following two sections. The comparative reactivity of triple and double bonds depends on the catalyst. With most catalysts (e.g., Pd), triple bonds are hydrogenated more easily, and therefore it is possible to add just 1 equivalent of hydrogen and reduce a triple bond to a double bond (usually a stereoselective syn addition) or to reduce a triple bond without affecting a double bond present in the same molecule.⁴³⁵ A particularly good catalyst for this purpose is the Lindlar catalyst (Pd-CaCO₃-PbO).⁴³⁶ An alternative catalyst used for selective hydrogenation to cis-alkenes is palladium on barium sulfate (BaSO₄) catalyst, poisoned with quinoline⁴³⁷ (sometimes called the *Rosenmund catalyst*). Palladium on calcium carbonate in polyethylene glycol (PEG) has also been used as a recyclable catalyst system.⁴³⁸ Hydrogenation using a palladium catalyst on pumice was shown to give the cis-alkene with excellent selectivity.⁴³⁹ Hydrogenation of a C≡C unit occurs in the presence of other functional groups, including NR₂ including NH₂,⁴⁴⁰ and sulfonyl.⁴⁴¹

⁴³²Brown, C.A.; Sivasankaran, K. *J. Am. Chem. Soc.* **1962**, *84*, 2828; Brown, C.A.; Brown, H.C. *J. Am. Chem. Soc.* **1962**, *84*, 1494, 1945, 2829; *J. Org. Chem.* **1966**, *31*, 3989.

⁴³³Kowalak, S.; Weiss, R.C.; Balkus Jr., K.J. *J. Chem. Soc., Chem. Commun.* **1991**, 57.

⁴³⁴Sun, Y.; Landau, R.N.; Wang, J.; LeBlond, C.; Blackmond, D.G. *J. Am. Chem. Soc.* **1996**, *118*, 1348.

⁴³⁵For reviews of the hydrogenation of alkynes, see Hutchins, R.O.; Hutchins, M.G.K., in Patai, S.; Rappoport, Z. *The Chemistry of Functional Groups, Supplement C* pt. 1, Wiley, NY, **1983**, pp. 571–601; Marvell, E.N.; Li, T. *Synthesis* **1973**, 457; Gutmann, H.; Lindlar, H., in Viehe, H.G. *Acetylenes*, Marcel Dekker, NY, **1969**, pp. 355–363.

⁴³⁶Lindlar, H.; Dubuis, R. *Org. Synth.* **V**, 880. See also, Rajaram, J.; Narula, A.P.S.; Chawla, H.P.S.; Dev, S. *Tetrahedron* **1983**, *39*, 2315; McEwen, A.B.; Guttieri, M.J.; Maier, W.F.; Laine, R.M.; Shvo, Y. *J. Org. Chem.* **1983**, *48*, 4436.

⁴³⁷Cram, D.J.; Allinger, N.L. *J. Am. Chem. Soc.* **1956**, *78*, 2518; Rosenmund, K.W. *Ber.* **1918**, *51*, 585; Mosettig, E.; Mozingo, R. *Org. React.* **1948**, *4*, 362.

⁴³⁸Chandrasekhar, S.; Narsihmulu, Ch.; Chandrasekar, G.; Shyamsunder, T. *Tetrahedron Lett.* **2004**, *45*, 2421.

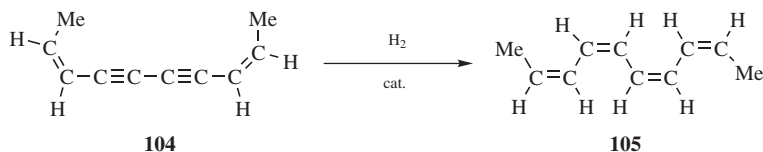
⁴³⁹Gruttadauria, M.; Noto, R.; Deganello, G.; Liotta, L.F. *Tetrahedron Lett.* **1999**, *40*, 2857; Gruttadauria, M.; Liotta, L.F.; Noto, R.; Deganello, G. *Tetrahedron Lett.* **2001**, *42*, 2015.

⁴⁴⁰Campos, K.R.; Cai, D.; Journet, M.; Kowal, J.J.; Larsen, R.D.; Reider, P.J. *J. Org. Chem.* **2001**, *66*, 3634.

⁴⁴¹Zhong, P.; Huang, X.; Ping-Guo, M. *Tetrahedron* **2000**, *56*, 8921.

Conjugated dienes can add hydrogen by 1,2- or 1,4-addition. Selective 1,4-addition can be achieved by hydrogenation in the presence of carbon monoxide, with bis(cyclopentadienyl)chromium as catalyst.⁴⁴² With allenes⁴⁴³ catalytic hydrogenation usually reduces both double bonds.

Most catalytic reductions of double or triple bonds, whether heterogeneous or homogeneous, have been shown to be syn, with the hydrogens entering from the less-hindered side of the molecule.⁴⁴⁴ Stereospecificity can be investigated only for tetrasubstituted alkenes (except when the reagent is D₂), which are the hardest to hydrogenate, but the results of these investigations show that the addition is usually 80–100% syn, although some of the anti addition product is normally also found and in some cases predominates. Catalytic hydrogenation of alkynes is nearly always stereoselective, giving the cis alkene (usually at least 80%), even when it is thermodynamically less stable. For example, **104** gave **105**, even although the steric hindrance is such that a planar molecule is impossible.⁴⁴⁵ This is thus a useful method for preparing cis alkenes.⁴⁴⁶ However, when



steric hindrance is too great, the trans alkene may be formed. One factor that complicates the study of the stereochemistry of heterogeneous catalytic hydrogenation is that exchange of hydrogens takes place, as can be shown by hydrogenation with deuterium.⁴⁴⁷ Thus deuterogenation of ethylene produced all the possible deuterated ethylenes and ethanes (even C₂H₆), as well as HD.⁴⁴⁸ With 2-butene, it was found that double-bond migration, cis–trans isomerization, and even exchange of hydrogen with groups not on the double bond could occur; for example, C₄H₂D₈ and C₄HD₉ were detected on treatment of *cis*-2-butene with deuterium and a catalyst.⁴⁴⁹ Indeed, *alkanes* have been found to exchange with deuterium over a catalyst,⁴⁵⁰ and even without deuterium, for example, CH₄ + CD₄ → CHD₃ + CH₃D

⁴⁴²Miyake, A.; Kondo, H. *Angew. Chem. Int. Ed.* **1968**, *7*, 631. For other methods, with references, see Larock, R.C. *Comprehensive Organic Transformations*, 2nd ed., Wiley-VCH, NY, **1999**, pp. 403–404.

⁴⁴³For a review, see Schuster, H.F.; Coppola, G.M. *Allenes in Organico Synthesis* Wiley, NY, **1984**, pp. 57–61.

⁴⁴⁴For a review of homogeneous hydrogenation directed to only one face of a substrate molecule, see Brown, J.M. *Angew. Chem. Int. Ed.* **1987**, *26*, 190.

⁴⁴⁵Holme, D.; Jones, E.R.H.; Whiting, M.C. *Chem. Ind. (London)* **1956**, 928.

⁴⁴⁶For a catalyst that leads to trans alkenes, see Burch, R.R.; Muetterties, E.L.; Teller, R.G.; Williams, J.M. *J. Am. Chem. Soc.* **1982**, *104*, 4257.

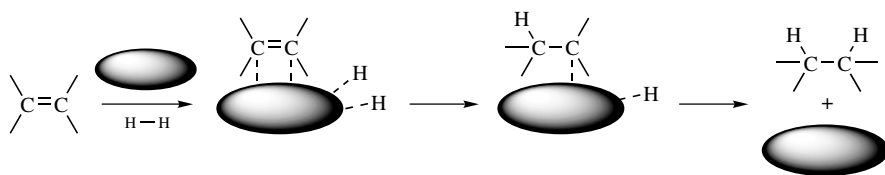
⁴⁴⁷For a review of the use of deuterium to study the mechanism of heterogeneous organic catalysis see Gudkov, B.S. *Russ. Chem. Rev.* **1986**, *55*, 259.


⁴⁴⁸Turkevich, J.; Schissler, D.O.; Irsa, P. *J. Phys. Chem.* **1951**, *55*, 1078.

⁴⁴⁹Wilson, J.N.; Otvos, J.W.; Stevenson, D.P.; Wagner, C.D. *Ind. Eng. Chem.* **1953**, *45*, 1480.

⁴⁵⁰For a review, see Gudkov, B.S.; Balandin, A.A. *Russ. Chem. Rev.* **1966**, *35*, 756. For an example of intramolecular exchange, see Lebrilla, C.B.; Maier, W.F. *Tetrahedron Lett.* **1983**, *24*, 1119. See also, Poretti, M.; Gäumann, T. *Helv. Chim. Acta* **1985**, *68*, 1160.

D in the gas phase, with a catalyst. All this makes it difficult to investigate the stereochemistry of heterogeneous catalytic hydrogenation.



The mechanism of the heterogeneous catalytic hydrogenation of double bonds is not thoroughly understood because it is a very difficult reaction to study.⁴⁵¹ Because the reaction is heterogeneous, kinetic data, although easy to obtain (measurement of decreasing hydrogen pressure), are difficult to interpret. Furthermore, there are the difficulties caused by the aforementioned hydrogen exchange. The currently accepted mechanism for the common two-phase reaction was originally proposed in 1934.⁴⁵² According to this, the alkene is adsorbed onto the surface of the metal, although the nature of the actual bonding is unknown,⁴⁵³ despite many attempts to elucidate it.⁴⁵⁴ In the 1934 work, the metallic site was indicated by an asterisk, but here we use . For steric reasons it is apparent that adsorption of the alkene takes place with its less-hindered side attached to the catalyst surface, probably as an η^2 complex (see p. 116). The fact that addition of hydrogen is generally also from the less-hindered side indicates that the hydrogen too is probably adsorbed on the catalyst surface before it reacts with the alkene. It is likely that as the H_2 molecule is adsorbed on (coordinated to) the metal catalyst, cleavage occurs to give η^1 -coordinated hydrogen atoms (see p. \$\$\$). Note that this model suggests a single metal particle for coordination of the alkene and the hydrogen atoms, but the hydrogen atoms and the alkene could be coordinated to different metal particles. It has been shown that platinum catalyzes homolytic cleavage of hydrogen molecules.⁴⁵⁵ In the second step, one of the adsorbed (η^1 -coordinated) hydrogen atoms becomes attached to a carbon atom, creating in effect, an alkyl radical (which is still bound to the catalyst although only by one bond, probably η^1 -coordination). Transfer of a hydrogen atom to carbon opens a site on the metal catalyst for coordination to additional hydrogen atoms. Finally, another hydrogen atom (not necessarily the one originally connected to the first hydrogen) combines with the radical

⁴⁵¹For reviews, see Webb, G., in Bamford, CH.; Tipper, C.F.H. *Comprehensive Chemical Kinetics*, Vol. 20, Elsevier, NY, **1978**, pp. 1–121; Clarke, J.K.A.; Rooney, J.J. *Adv. Catal.* **1976**, 25, 125–183; Siegel, S. *Adv. Catal.* **1966**, 16, 123–177; Burwell, Jr., R.L. *Chem. Eng. News* **1966**, 44(34), 56–67.

⁴⁵²Horiuti, I.; Polanyi, M. *Trans. Faraday Soc.* **1934**, 30, 1164.

⁴⁵³See, for example, Burwell, Jr., R.L.; Schrage, K. *J. Am. Chem. Soc.* **1965**, 87, 5234.

⁴⁵⁴See, for example, McKee, D.W. *J. Am. Chem. Soc.* **1962**, 84, 1109; Ledoux, M.J. *Nouv. J. Chim.* **1978**, 2, 9; Bautista, F.M.; Campelo, J.M.; Garcia, A.; Guardado, R.; Luna, D.; Marinas, J.M. *J. Chem. Soc. Perkin Trans. 2*, **1989**, 493.

⁴⁵⁵Krasna, A.I. *J. Am. Chem. Soc.* **1961**, 83, 289.

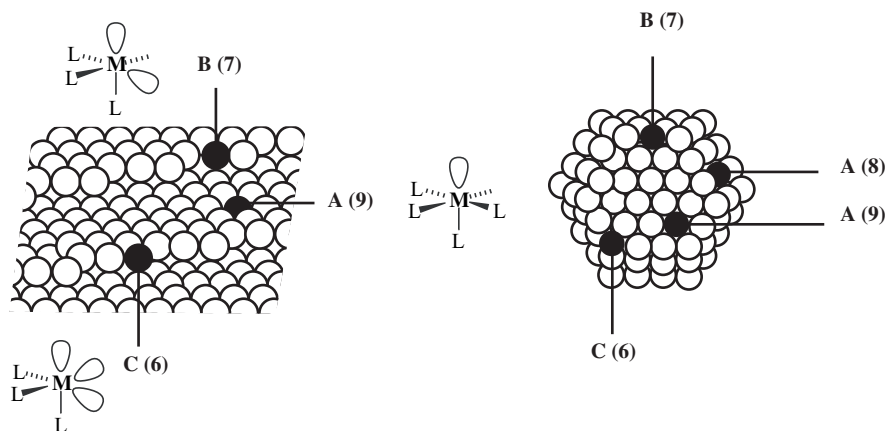


Fig. 15.1. The principal surface and particle sites for heterogeneous catalysts.

to give the reaction product, freed from the catalyst surface, and the metal catalyst that is now available for coordination of additional hydrogen atoms and/or alkenes. All the various side reactions, including hydrogen exchange and isomerism, can be explained by this type of process.⁴⁵⁶ Although this mechanism is satisfactory as far as it goes,⁴⁵⁷ there are still questions it does not answer, among them questions⁴⁵⁸ involving the nature of the asterisk, the nature of the bonding, and the differences caused by the differing nature of each catalyst.⁴⁵⁹

Heterogeneous catalysis occurs at the surface of the metal catalyst, and there are different types of metal particles on the surface. Maier suggested the presence of **terrace-**, **step-**, and **kink-**type atoms (in Fig. 6.1)⁴⁶⁰ on the surface of a heterogeneous catalyst. These terms refer to different atom types, characterized by the number of nearest neighbors,⁴⁶⁰ which correspond to different transition-metal fragments, as well as to different coordination states of that metal.⁴⁶¹ A terrace-type atom (A in Fig. 15.1) typically has eight or nine neighbors and corresponds to a geometry shown for the ML_5 particle. The step type of atom (B) usually has seven neighbors and can be correlated with the geometry shown for the ML_4

⁴⁵⁶Smith, G.V.; Burwell Jr., R.L. *J. Am. Chem. Soc.* **1962**, *84*, 925.

⁴⁵⁷A different mechanism has been proposed by Zaera, F.; Somorjai, G.A. *J. Am. Chem. Soc.* **1984**, *106*, 2288, but there is evidence against it: Beebe, Jr., T.P.; Yates Jr., J.T. *J. Am. Chem. Soc.* **1986**, *108*, 663. See also, Thomson, S.J.; Webb, G. *J. Chem. Soc., Chem. Commun.* **1976**, 526.

⁴⁵⁸For discussions, see Augustine, R.L.; Yaghmaie, F.; Van Peppen, J.F. *J. Org. Chem.* **1984**, *49*, 1865; Maier, W.F. *Angew. Chem. Int. Ed.* **1989**, *28*, 135.

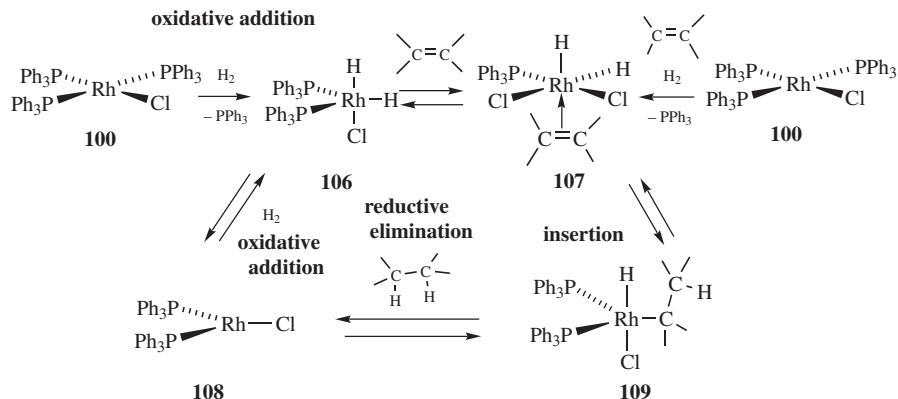
⁴⁵⁹For a study of the detailed structure of Lindlar catalysts (which were shown to consist of seven distinct chemical phases), see Schlögl, R.; Noack, K.; Zbinden, H.; Reller, A. *Helv. Chim. Acta* **1987**, *70*, 627.

⁴⁶⁰Maier, W.F. *Angew. Chem. Int. Ed.* **1989**, *28*, 135.

⁴⁶¹Maier, W.F., in Rylander, P.N.; Greenfield, H.; Augustine, R.L. *Catalysis of Organic Reactions*, Marcel Dekker, NY, **1988**, pp. 211–231, Cf. p. 220.

particle. Finally, the kink-type atom (C) has six neighbors and corresponds to geometry shown for the ML_3 particle. In general, as the particle size increases, the relative concentration of terrace atoms will increase, whereas small particle size favors the kink type of surface atoms.

The mechanism of homogeneous hydrogenation⁴⁶² catalyzed by $RhCl(Ph_3P)_3$ (**100**, Wilkinson's catalyst)⁴⁶³ involves reaction of the catalyst with hydrogen to form a metal hydride $(PPh_3)_2RhH_2Cl$ (**106**).⁴⁶⁴ Replacement of a triphenylphosphine ligand with two atoms of hydrogen constitutes an oxidative addition.



After coordination of the alkene to form **107**, transfer of hydrogen to carbon is an insertion process, presumably generating **109**, and a second insertion liberates the hydrogenated compound, and rhodium species **108**, which adds hydrogen by oxidative addition to give **106**. Alternatively, replacement of triphenylphosphine can lead to **107**, with two hydrogen atoms and a η^2 -alkene complex. If a mixture of H_2 and D_2 is used, the product contains only dideuterated and non-deuterated compounds; no mono-deuterated products are found, indicating that (unlike the case of heterogeneous catalysis) H_2 or D_2 has been added to one alkene molecule and that no exchange takes place.³³⁰ Although conversion of **107** to the products takes place in two steps,⁴⁶⁵ the addition of H_2 to the double bond is syn, although bond rotation in **109** can lead to stereochemical mixtures.

The occurrence of hydrogen exchange and double-bond migration in heterogeneous catalytic hydrogenation means that the hydrogenation does not necessarily

⁴⁶²For reviews, see Crabtree, R.H. *Organometallic Chemistry of the Transition Metals*, Wiley, NY, **1988**, pp. 190–200; Jardine, F.H. in Hartley, F.R. *The Chemistry of the Metal-Carbon Bond*, Vol. 4, Wiley, NY, **1987**, pp. 1049–1071.

⁴⁶³Montelatici, S.; van der Ent, A.; Osborn, J.A.; Wilkinson, G. *J. Chem. Soc. A* **1968**, 1054; Wink, D.; Ford, P.C. *J. Am. Chem. Soc.* **1985**, *107*, 1794; Koga, N.; Daniel, C.; Han, J.; Fu, X.Y.; Morokuma, K. *J. Am. Chem. Soc.* **1987**, *109*, 3455.

⁴⁶⁴Tolman, C.A.; Meakin, P.Z.; Lindner, D.L.; Jesson, J.P. *J. Am. Chem. Soc.* **1976**, *96*, 2762.

⁴⁶⁵Biellmann, J.F.; Jung, M.J. *J. Am. Chem. Soc.* **1968**, *90*, 1673; Hussey, A.S.; Takeuchi, Y. *J. Am. Chem. Soc.* **1969**, *91*, 672; Heathcock, C.H.; Poulter, S.R. *Tetrahedron Lett.* **1969**, 2755; Smith, G.V.; Shuford, R.J. *Tetrahedron Lett.* **1970**, 525; Atkinson, J.G.; Luke, M.O. *Can. J. Chem.* **1970**, *48*, 3580.

take place by straightforward addition of two hydrogen atoms at the site of the original double bond. Consequently, this method is not synthetically useful for adding D_2 to a double or triple bond in a regioselective or stereospecific manner. However, this objective can be achieved (with syn addition) by a homogeneous catalytic hydrogenation, which usually adds D_2 without scrambling⁴⁶⁶ or by the use of one of the diimide methods (15-12). Deuterium can also be regioselectively added by the hydroboration–reduction procedure previously mentioned.

Reductions of double and triple bonds are found at OS I, 101, 311; II, 191, 491; III, 385, 794; IV, 298, 304, 408; V, 16, 96, 277; VI, 68, 459; VII, 226, 287; VIII, 420, 609; IX, 169, 533.

Catalysts and apparatus for hydrogenation are found at OS I, 61, 463; II, 142; III, 176, 181, 685; V, 880; VI, 1007.

15-12 Other Reductions of Double and Triple Bonds



Although catalytic hydrogenation is the method most often used, double or triple bonds can be reduced by other reagents, as well. Among these are sodium in ethanol, sodium and *tert*-butyl alcohol in HMPA,⁴⁶⁷ lithium and aliphatic amines⁴⁶⁸ (see also, 15-13), zinc and acids, sodium hypophosphate and Pd–C,⁴⁶⁹ (EtO)₃–SiHPd(OAc)₂,⁴⁷⁰ triethylsilane Et₃SiH and trifluoroacetic acid⁴⁷¹ or palladium chloride,⁴⁷² and hydroxylamine and ethyl acetate.⁴⁷³ Trialkylsilanes (R₃SiH) in conjunction with an acid will reduce double bonds.⁴⁷⁴ Siloxanes (RO₃SiH) and a ruthenium catalyst, followed by treatment with AgF convert alkynes to *trans*-alkenes.⁴⁷⁵ Poly(methylhydrosiloxane) was used for reduction of conjugated alkenes using a copper carbene complex.⁴⁷⁶ Reduction of alkynes with silanes and a ruthenium catalyst, followed by treatment with CuI and Bu₄NF gave the

⁴⁶⁶Biellmann, J.F.; Liesenfelt, H. *Bull. Soc. Chim. Fr.* **1966**, 4029; Birch, A.J.; Walker, K.A.M. *Tetrahedron Lett.* **1966**, 4939, *J. Chem. Soc. C* **1966**, 1894; Morandi, J.R.; Jensen, H.B. *J. Org. Chem.* **1969**, *34*, 1889. See, however, Atkinson, J.G.; Luke, M.O. *Can. J. Chem.* **1970**, *48*, 3580.

⁴⁶⁷Angibeaud, P.; Larchevêque, M.; Normant, H.; Tchoubar, B. *Bull. Soc. Chim. Fr.* **1968**, 595; Whitesides, G.M.; Ehmann, W.J. *J. Org. Chem.* **1970**, *35*, 3565.

⁴⁶⁸Benkeser, R.A.; Schroll, G.; Sauve, D.M. *J. Am. Chem. Soc.* **1955**, *77*, 3378.

⁴⁶⁹Sala, R.; Doria, G.; Passarotti, C. *Tetrahedron Lett.* **1984**, *25*, 4565.

⁴⁷⁰Tour, J.M.; Pandalwar, S.L. *Tetrahedron Lett.* **1990**, *31*, 4719.

⁴⁷¹For a review, see Kursanov, D.N.; Parnes, Z.N.; Loim, N.M. *Synthesis* **1974**, 633. Also see, Doyle, M.P.; McOsker, C.C. *J. Org. Chem.* **1978**, *43*, 693. For a monograph, see Kursanov, D.N.; Parnes, Z.N.; Kalinkin, M.I.; Loim, N.M. *Ionic Hydrogenation and Related Reactions*, Harwood Academic Publishers, Chur, Switzerland, **1985**.

⁴⁷²Mirza-Aghayan, M.; Boukherroub, R.; Bolourtchian, M.; Hosseini, M. *Tetrahedron Lett.* **2003**, *44*, 4579.

⁴⁷³Wade, P.A.; Amin, N.V. *Synth. Commun.* **1982**, *12*, 287.

⁴⁷⁴Masuno, M.N.; Molinski, T.F. *Tetrahedron Lett.* **2001**, *42*, 8263.

⁴⁷⁵Fürstner, A.; Radkowski, K. *Chem. Commun.* **2002**, 2182.

⁴⁷⁶Jurkauskas, V.; Sakighi, J.P.; Buchwald, S.L. *Org. Lett.* **2003**, *5*, 2417.

trans-alkene.⁴⁷⁷ Samarium iodide in water and a triamine additive led to reduction of alkenes.⁴⁷⁸ Similar reduction was reported using $\text{Co}_2(\text{CO})_8$ and an excess of water in dimethoxyethane.⁴⁷⁹ Reduction of an alkyne to an alkene can be done via an organometallic, by heating the alkyne with indium metal in aqueous ethanol.⁴⁸⁰ Alkynes are reduced with palladium acetate and sodium ethoxide. In methanol the product is the alkane, whereas in THF the product is the cis-alkene.⁴⁸¹

In the above-mentioned reactions with hydrazine and hydroxylamine, the actual reducing species is diimide $\text{NH}=\text{NH}$, which is formed from N_2H_4 by the oxidizing agent and from NH_2OH by the ethyl acetate.⁴⁸² The rate of this reaction has been studied.⁴⁸³ Although both the syn and anti forms of diimide are produced, only the syn form reduces the double bond,⁴⁸⁴ at least in part by a cyclic mechanism:⁴⁸⁵



The addition is therefore stereospecifically syn⁴⁸⁶ and, like catalytic hydrogenation, generally takes place from the less-hindered side of a double bond, although not much discrimination in this respect is observed where the difference in bulk effects is small.⁴⁸⁷ Diimide reductions are most successful with symmetrical multiple bonds ($\text{C}=\text{C}$, $\text{C}\equiv\text{C}$, $\text{N}=\text{N}$) and are not useful for those inherently polar ($\text{C}\equiv\text{N}$, $\text{C}=\text{N}$, $\text{C}=\text{O}$, etc.). Diimide is not stable enough for isolation at ordinary temperatures, although it has been prepared⁴⁸⁸ as a yellow solid at -196°C . *N*-Arylsulfonylhydrazines bearing a phosphonate ester unit converted 1,1-diiodoalkenes ($\text{C}=\text{CI}_2$) to *gem*-diiodides, $(\text{CH}-\text{CHI}_2)$.⁴⁸⁹

An indirect method⁴⁹⁰ of double-bond reduction involves hydrolysis of boranes (prepared by **15-16**). Trialkylboranes can be hydrolyzed by refluxing with carboxylic

⁴⁷⁷Trost, B.M.; Ball, Z.T.; Jöge, T. *J. Am. Chem. Soc.* **2002**, *124*, 7922.

⁴⁷⁸Dahlén, A.; Hilmersson, G. *Tetrahedron Lett.* **2003**, *44*, 2661.

⁴⁷⁹Lee, H.-Y.; An, M. *Tetrahedron Lett.* **2003**, *44*, 2775.

⁴⁸⁰Ranu, B.C.; Dutta, J.; Guchhait, S.K. *J. Org. Chem.* **2001**, *66*, 5624.

⁴⁸¹Wei, L.-L.; Wei, L.-M.; Pan, W.-B.; Leou, S.-P.; Wu, M.-J. *Tetrahedron Lett.* **2003**, *44*, 1979.

⁴⁸²For reviews of hydrogenations with diimide, see Pasto, D.J.; Taylor, R.T. *Org. React.* **1991**, *40*, 91; Miller, C.E. *J. Chem. Educ.* **1965**, *42*, 254; House, H.O. *Modern Synthetic Reaction*, 2nd ed., W.A. Benjamin, NY, **1972**, pp. 248–256. For reviews of diimides, see Back, R.A. *Rev. Chem. Interned.* **1984**, *5*, 293; Hünig, S.; Müller, H.R.; Thier, W. *Angew. Chem. Int. Ed.* **1965**, *4*, 271.

⁴⁸³Nelson, D.J.; Henley, R.L.; Yao, Z.; Smith, T.D. *Tetrahedron Lett.* **1993**, *34*, 5835.

⁴⁸⁴Aylward, F.; Sawistowska, M.H. *J. Chem. Soc.* **1964**, 1435.

⁴⁸⁵van Tamelen, E.E.; Dewey, R.S.; Lease, M.F.; Pirkle, W.H. *J. Am. Chem. Soc.* **1961**, *83*, 4302; Willis, C.; Back, R.A.; Parsons, J.A.; Purdon, J.G. *J. Am. Chem. Soc.* **1977**, *99*, 4451.

⁴⁸⁶Corey, E.J.; Pasto, D.J.; Mock, W.L. *J. Am. Chem. Soc.* **1961**, *83*, 2957.

⁴⁸⁷van Tamelen, E.E.; Timmons, R.J. *J. Am. Chem. Soc.* **1962**, *84*, 1067.

⁴⁸⁸Wiberg, N.; Fischer, G.; Bachhuber, H. *Chem. Ber.* **1974**, *107*, 1456; *Angew. Chem. Int. Ed.* **1977**, *16*, 780. See also, Trombetti, A. *Can. J. Phys.* **1968**, *46*, 1005; Bondybey, V.E.; Nibler, J.W. *J. Chem. Phys.* **1973**, *58*, 2125; Craig, N.C.; Kliewer, M.A.; Shih, N.C. *J. Am. Chem. Soc.* **1979**, *101*, 2480.

⁴⁸⁹Cloarec, J.-M.; Charette, A.B. *Org. Lett.* **2004**, *6*, 4731.

⁴⁹⁰For a review, see Zweifel, G. *Intra-Sci. Chem. Rep.* **1973**, *7*(2), 181–189.

acids,⁴⁹¹ while monoalkylboranes, RBH_2 , can be hydrolyzed with base.⁴⁹² Triple bonds can be similarly reduced, to cis alkenes.⁴⁹³ Further reduction is also possible. When an alkyne was treated with decaborane and Pd/C in methanol, two equivalents of hydrogen are transferred to give the alkane.⁴⁹⁴ Hydrogenation with Ni_2B on borohydride exchange resin (BER) has also been used.⁴⁹⁵ Reduction occurs *in situ* when an alkene is treated with NaBH_4 , $\text{NiCl}_2 \cdot 6 \text{H}_2\text{O}$ with moist alumina.⁴⁹⁶ Reduction of alkenes occurs with *tert*-butylamine•borane complex in methanol with 10% Pd/C.⁴⁹⁷

Metallic hydrides, such as lithium aluminum hydride and sodium borohydride, do not in general reduce carbon–carbon double bonds, although this can be done in special cases where the double bond is polar, as in 1,1-diarylethenes⁴⁹⁸ and in enamines.⁴⁹⁹ Lithium aluminum hydride reduces cyclopropenes with a pendant alcohol in the allylic position to the corresponding cyclopropane.⁵⁰⁰

Triple bonds can also be selectively reduced to double bonds with diisobutylaluminum hydride (Dibal-H),⁵⁰¹ with activated zinc (see **12-38**),⁵⁰² with hydrogen and Bi_2B –borohydride exchange resin,⁵⁰³ or (internal triple bonds only) with alkali metals (Na, Li) in liquid ammonia or a low-molecular-weight amine.⁵⁰⁴ Terminal alkynes are not reduced by the Na-NH_3 procedure because they are converted to acetylide ions under these conditions. However, terminal triple bonds can be reduced to double bonds by the addition to the Na-NH_3 solution of $(\text{NH}_4)_2\text{SO}_4$, which liberates the free ethynyl group.⁵⁰⁵ The reaction of a terminal alkyne with

⁴⁹¹Brown, H.C.; Murray, K.J. *Tetrahedron* **1986**, *42*, 5497; Kabalka, G.W.; Newton, Jr., R.J.; Jacobus, J. *J. Org. Chem.* **1979**, *44*, 4185.

⁴⁹²Weinheimer, A.J.; Marisco, W.E. *J. Org. Chem.* **1962**, *27*, 1926.

⁴⁹³Brown, H.C.; Zweifel, G. *J. Am. Chem. Soc.* **1959**, *81*, 1512.

⁴⁹⁴Lee, S.H.; Park, Y.J.; Yoon, C.M. *Tetrahedron Lett.* **2000**, *41*, 887.

⁴⁹⁵Choi, J.; Yoon, N.M. *Synthesis* **1996**, 597.

⁴⁹⁶Yakabe, S.; Hirano, M.; Morimoto, T. *Tetrahedron Lett.* **2000**, *41*, 6795.

⁴⁹⁷Couturier, M.; Andresen, B.M.; Tucker, J.L.; Dubé, P.; Brenek, S.J.; Negri, J.J. *Tetrahedron Lett.* **2001**, *42*, 2763.

⁴⁹⁸See Granoth, I.; Segall, Y.; Leader, H.; Alkabetz, R. *J. Org. Chem.* **1976**, *41*, 3682.

⁴⁹⁹For a review of the reduction of enamines and indoles with NaBH_4 and a carboxylic acid, see Gribble, G.W.; Nutaitis, C.F. *Org. Prep. Proced. Int.* **1985**, *17*, 317. Enamines can also be reduced by formic acid; see Nilsson, A.; Carlson, R. *Acta Chem. Scand. Sect. B* **1985**, *39*, 187.

⁵⁰⁰Zohar, E.; Marek, I. *Org. Lett.* **2004**, *6*, 341.

⁵⁰¹Wilke, G.; Müller, H. *Chem. Ber.* **1956**, *89*, 444, *Liebigs Ann. Chem.* **1960**, *629*, 224; Gensler, W.J.; Bruno, J.J. *J. Org. Chem.* **1963**, *28*, 1254; Eisch, J.J.; Kaska, W.C. *J. Am. Chem. Soc.* **1966**, *88*, 2213. For a catalyst with even better selectivity for triple bonds, see Ulan, J.G.; Maier, W.F.; Smith, D.A. *J. Org. Chem.* **1987**, *52*, 3132.

⁵⁰²Aerssens, M.H.P.J.; van der Heiden, R.; Heus, M.; Brandsma, L. *Synth. Commun.* **1990**, *20*, 3421; Chou, W.; Clark, D.L.; White, J.B. *Tetrahedron Lett.* **1991**, *32*, 299. See Sakai, M.; Takai, Y.; Mochizuki, H.; Sasaki, K.; Sakakibara, Y. *Bull. Chem. Soc. Jpn.* **1994**, *67*, 1984 for reduction with a NiBr_2 –Zn reagent.

⁵⁰³Choi, J.; Yoon, N.M. *Tetrahedron Lett.* **1996**, *37*, 1057.

⁵⁰⁴For a list of methods of reducing triple to double bonds, with syn or anti addition, see Larock, R.C. *Comprehensive Organic Transformations*, 2nd ed., Wiley-VCH, NY, **1999**, pp. 405–410.

⁵⁰⁵Henne, A.L.; Greenlee, K.W. *J. Am. Chem. Soc.* **1943**, *65*, 2020.

lithium naphthalenide and NiCl_2 effectively reduced the alkyne unit (i.e., $\text{PhC}\equiv\text{CH} \rightarrow \text{PhCH}_2\text{CH}_3$).⁵⁰⁶ This reagent is also effect for the reduction of simple alkenes.⁵⁰⁷ A mixture of NaBH_4 and BiCl_3 also reduced certain alkenes⁵⁰⁸ and An alkyne unit was reduced to an alkene, in the presence of a phenylthio group elsewhere in the molecule, using $\text{Cp}_2\text{Zr}(\text{H})\text{Cl}$.⁵⁰⁹

Reduction of just one double bond of an allene, to give an alkene, has been accomplished by treatment with Na-NH_3 ⁵¹⁰ or with Dibal-H,⁵¹¹ and by hydrogenation with $\text{RhCl}(\text{PPh}_3)_3$ as catalyst.⁵¹²

When double bonds are reduced by lithium in ammonia or amines, the mechanism is similar to that of the Birch reduction (**15-13**).⁵¹³ The reduction with trifluoroacetic acid and Et_3SiH has an ionic mechanism, with H^+ coming in from the acid and H^- from the silane.²⁹⁰ In accord with this mechanism, the reaction can be applied only to those alkenes, which when protonated can form a tertiary carbocation or one stabilized in some other way, for example, by a OR substitution.⁵¹⁴ It has been shown, by the detection of CIDNP, that reduction of α -methylstyrene by hydridopentacarbonylmanganese(I), $\text{HMn}(\text{CO})_5$, involves free-radical addition.⁵¹⁵

Catalytic hydrogenation of triple bonds and the reaction with Dibal-H usually give the cis-alkene (**15-11**). Most of the other methods of triple-bond reduction lead to the more thermodynamically stable trans alkene. However, this is not the case with the method involving hydrolysis of boranes or with the reductions with activated zinc, hydrazine, or $\text{NH}_2\text{OSO}_3\text{H}$, which also give the cis products.

The fact that ordinary double bonds are inert toward metallic hydrides is quite useful, since it permits reduction of, say, a carbonyl or nitro group, without disturbing a double bond in the same molecule (see Chapter 19 for a discussion of selectivity in reduction reactions). Sodium in liquid ammonia also does not reduce ordinary double bonds,⁵¹⁶ although it does reduce alkynes, allenes, conjugated dienes,⁵¹⁷ and aromatic rings (**15-13**).

⁵⁰⁶Alonso, F.; Yus, M. *Tetrahedron Lett.* **1997**, 38, 149.

⁵⁰⁷Alonso, F.; Yus, M. *Tetrahedron Lett.* **1996**, 37, 6925.

⁵⁰⁸Ren, P.-D.; Pan, S.-F.; Dong, T.-W.; Wu, S.-H. *Synth. Commun.* **1996**, 26, 763.

⁵⁰⁹Lipshutz, B.H.; Lindsley, C.; Bhandari, A. *Tetrahedron Lett.* **1994**, 35, 4669.

⁵¹⁰Gardner, P.D.; Narayana, M. *J. Org. Chem.* **1961**, 26, 3518; Vaidyanathaswamy, R.; Joshi, G.C.; Devaprabhakara, D. *Tetrahedron Lett.* **1971**, 2075.

⁵¹¹Montury, M.; Goré, J. *Tetrahedron Lett.* **1980**, 21, 51.

⁵¹²Bhagwat, M.M.; Devaprabhakara, D. *Tetrahedron Lett.* **1972**, 1391.

⁵¹³For a review of the steric course of this reaction, see Toromanoff, E. *Bull. Soc. Chim. Fr.* **1987**, 893–901. For a review of this reaction as applied to α,β -unsaturated ketones, see Russell, G.A., in Patai, S.; Rappoport, Z. *The Chemistry of Enones*, pt. 2, Wiley, NY, **1989**, pp. 471–512.

⁵¹⁴Parnes, Z.N.; Bolestova, G.I.; Kursanov, D.N. *Bull. Acad. Sci. USSR Div. Chem. Sci.* **1972**, 21, 1927.

⁵¹⁵Sweany, R.L.; Halpern, J. *J. Am. Chem. Soc.* **1977**, 99, 8335. See also, Thomas, M.J.; Shackleton, T.A.; Wright, S.C.; Gillis, D.J.; Colpa, J.P.; Baird, M.C. *J. Chem. Soc., Chem. Commun.* **1986**, 312; Garst, J.F.; Bockman, T.M.; Batlaw, R. *J. Am. Chem. Soc.* **1986**, 108, 1689; Bullock, R.M.; Samsel, E.G. *J. Am. Chem. Soc.* **1987**, 109, 6542.

⁵¹⁶There are some exceptions. See, for example, Butler, D.N. *Synth. Commun.* **1977**, 7, 441, and references cited therein.

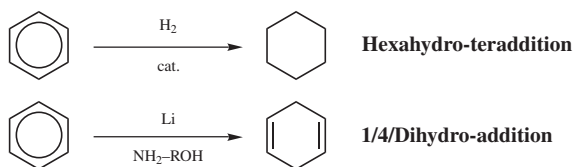
⁵¹⁷For a review of reductions of α,β -unsaturated carbonyl compounds with metals in liquid NH_3 , see Caine, D. *Org. React.* **1976**, 23, 1–258.

Another hydrogenation method is called *transfer hydrogenation*.⁵¹⁸ In this method the hydrogen comes from another organic molecule, which is itself oxidized. A transition-metal catalyst, heterogeneous or homogeneous, is frequently employed. Dendritic catalysts have been used for asymmetric transfer hydrogenation.⁵¹⁹ A common reducing agent is cyclohexene, which, when a palladium catalyst is used, is oxidized to benzene, losing 2 mol of hydrogen.

Enantioselective reduction of certain alkenes has also been achieved by reducing with baker's yeast.⁵²⁰

Reductions of double and triple bonds are found at OS **III**, 586, 742; **IV**, 136, 302, 887; **V**, 281, 993; **VII**, 524; **80**, 120.

15-13 Hydrogenation of Aromatic Rings



Aromatic rings can be reduced by catalytic hydrogenation,⁵²¹ but higher temperatures (100–200°C) are required than for ordinary double bonds.⁵²² although the reaction is usually carried out with heterogeneous catalysts, homogeneous catalysts have also been used; conditions are much milder with these.⁵²³ Mild conditions are also successful in hydrogenations with phase transfer catalysts.⁵²⁴ Hydrogenation in ionic liquids is known,⁵²⁵ and also hydrogenation in supercritical ethane containing water.⁵²⁶ Many functional groups, such as OH, O⁻, COOH, COOR, NH₂, do not interfere with the reaction, but some groups may be preferentially reduced. Among these are CH₂OH groups, which undergo hydrogenolysis to CH₃ (**19-54**). Phenols may be reduced to cyclohexanones, presumably through the enol. Heterocyclic compounds are often reduced. Thus furan gives THF. The

⁵¹⁸For reviews, see Johnstone, R.A.W.; Wilby, A.H.; Entwistle, I.D. *Chem. Rev.* **1985**, 85, 129; Brieger, G.; Nestrick, T.J. *Chem. Rev.* **1974**, 74, 567.

⁵¹⁹Chen, Y.-C.; Wu, T.-F.; Deng, J.-G.; Liu, H.; Cui, X.; Zhu, J.; Kiang, Y.-Z.; Choi, M.C.K.; Chan, A.S.C. *J. Org. Chem.* **2002**, 67, 5301.

⁵²⁰See, for example, Ferraboschi, P.; Reza-Elahi, S.; Verza, E.; Santaniello, E. *Tetrahedron Asymmetry* **1999**, 10, 2639. For reviews of baker's yeast, see Csuk, R.; Glänzer, B.I. *Chem. Rev.* **1991**, 91, 49; Servi, S. *Synthesis* **1990**, 1.

⁵²¹For reviews, see Karakhanov, E.A.; Dedov, A.G.; Loktev, A.S. *Russ. Chem. Rev.* **1985**, 54, 171.

⁵²²For a highly active heterogeneous Rh catalyst, see Timmer, K.; Thewissen, D.H.M.W.; Meinema, H.A.; Bulten, E.J. *Recl. Trav. Chim. Pays-Bas* **1990**, 109, 87.

⁵²³For reviews, see Bennett, M. *CHEMTECH* **1980**, 10, 444–446; Muetterties, E.L.; Bleeke, J.R. *Acc. Chem. Res.* **1979**, 12, 324. See also, Tsukinoki, T.; Kanda, T.; Liu, G.-B.; Tsuzuki, H.; Tashiro, M. *Tetrahedron Lett.* **2000**, 41, 5865.

⁵²⁴Januszkiewicz, K.R.; Alper, H. *Organometallics* **1983**, 2, 1055.

⁵²⁵In bmim BF₄, 1-butyl-3-methylimidazolium tetrafluoroborate: Dyson, P.J.; Ellis, D.J.; Parker, D.G.; Welton, T. *Chem. Commun.* **1999**, 25.

⁵²⁶Bonilla, R.J.; James, B.R.; Jessop, P.G. *Chem. Commun.* **2000**, 941.

nitrogen-containing ring of quinolines is reduced by hydrogenation using iodine and an iridium catalyst.⁵²⁷ Catalytic hydrogenation of the five-membered ring in indole derivatives using a chiral rhodium catalyst gave hydroindoles with excellent enantioselectivity.⁵²⁸

With benzene rings it is usually impossible to stop the reaction after only one or two bonds have been reduced, since alkenes are more easily reduced than aromatic rings.⁵²⁹ Thus, 1 equivalent of benzene, treated with 1 equivalent of hydrogen, gives no cyclohexadiene or cyclohexene, but $\frac{1}{3}$ equivalent of cyclohexane and $\frac{2}{3}$ equivalent of recovered benzene. This is not true for all aromatic systems. With anthracene, for example, it is easy to stop after only the 9,10-bond has been reduced (see p. 59). Hydrogenation of phenol derivatives can lead to conjugated cyclohexenones.⁵³⁰ Hydrogenation of toluene in an ionic liquid using a ruthenium catalyst gave methylcyclohexane.⁵³¹

When aromatic rings are reduced by lithium (or potassium or sodium) in liquid ammonia (such reductions are known as *dissolving metal reductions*), usually in the presence of an alcohol (often ethyl, isopropyl, or *tert*-butyl alcohol), 1,4-addition of hydrogen takes place and nonconjugated cyclohexadienes are produced.⁵³² This reaction is called the *Birch reduction*.⁵³³ Heterocycles, such as pyrroles,⁵³⁴ furans,⁵³⁵ pyridines,⁵³⁶ and indolones,⁵³⁷ can be reduced using Birch reduction. Ammonia obtained commercially often has iron salts as impurities that lower the yield in the Birch reduction. Therefore it is often necessary to distill the ammonia. When substituted aromatic compounds are subjected to the Birch reduction, electron-donating groups, such as alkyl or alkoxy decrease the rate of the reaction and are generally found on the nonreduced positions of the product. For example, anisole gives 1-methoxy-1,4-cyclohexadiene, not 3-methoxy-1,4-cyclohexadiene. On the other hand, electron-withdrawing groups, such as COOH or CONH₂,

⁵²⁷Wang, W.-B.; Lu, S.-M.; Yang, P.-Y.; Han, X.-W.; Zhou, Y.-G. *J. Am. Chem. Soc.* **2003**, *125*, 10536.

⁵²⁸Kuwano, R.; Kaneda, K.; Ito, T.; Sato, K.; Kurokawa, T.; Ito, Y. *Org. Lett.* **2004**, *6*, 2213.

⁵²⁹For an indirect method of hydrogenating benzene to cyclohexene, see Harman, W.D.; Taube, H. *J. Am. Chem. Soc.* **1988**, *110*, 7906.

⁵³⁰Higashijima, M.; Nishimura, S. *Bull. Chem. Soc. Jpn.* **1992**, *65*, 824.

⁵³¹In bmim BF₄, 1-butyl-3-methylimidazolium tetrafluoroborate: Boxwell, C.J.; Dyson, P.J.; Ellis, D.J.; Welton, T. *J. Am. Chem. Soc.* **2002**, *124*, 9334.

⁵³²For a procedure that converts benzene to pure 1,4-cyclohexadiene, see Brandsma, L.; van Soolingen, J.; Andringa, H. *Synth. Commun.* **1990**, *20*, 2165. Also see, Weitz, I.S.; Rabinovitz, M. *J. Chem. Soc. Perkin Trans. 1*, **1993**, 117.

⁵³³For a monograph, see Akhrem, A.A.; Reshotova, I.G.; Titov, Yu.A. *Birch Reduction of Aromatic Compounds*, Plenum, NY, **1972**. For reviews, see Birch, A.J. *Pure Appl. Chem.* **1996**, *68*, 553; Rabideau, P.W. *Tetrahedron* **1989**, *45*, 1579; Birch, A.J.; Subba Rao, G. *Adv. Org. Chem.* **1972**, *8*, 1; Kaiser, E.M. *Synthesis* **1972**, 391; Harvey, R.G. *Synthesis* **1970**, 161; House, H.O. *Modern Synthetic Reaction*, 2nd ed., W.A. Benjamin, NY, **1972**, pp. 145–150, 173–209; Hüchel, W. *Fortschr. Chem. Forsch.* **1966**, *6*, 197; Smith, M., in Augustine, R.L. *Reduction Techniques and Applications in Organic Synthesis*, Marcel Dekker, NY, **1968**, pp. 95–170.

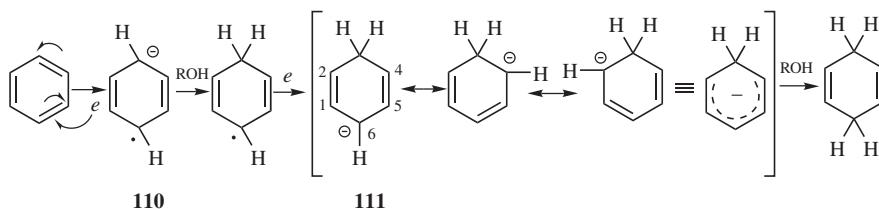
⁵³⁴Donohoe, T.J.; House, D. *J. Org. Chem.* **2002**, *67*, 5015.

⁵³⁵Kinoshita, T.; Ichinari, D.; Sinya, J. *J. Heterocyclic Chem.* **1996**, *33*, 1313.

⁵³⁶Donohoe, T.J.; McRiner, A.J.; Helliwell, M.; Sheldrake, P. *J. Chem. Soc., Perkin Trans. 1* **2001**, 1435.

⁵³⁷Guo, Z.; Schultz, A.G. *J. Org. Chem.* **2001**, *66*, 2154.

increase the reaction rate and are found on the reduced positions of the product.⁵³⁸ The regioselectivity of the reaction has been examined.⁵³⁹ The mechanism involves solvated electrons,⁵⁴⁰ which are transferred from the metal to the solvent, and hence to the ring:⁵⁴¹



The sodium becomes oxidized to Na^+ and creates a radical ion (**110**).⁵⁴² There is a great deal of evidence from ESR spectra for these species.⁵⁴³ The radical ion accepts a proton from the alcohol to give a radical, which is reduced to a carbanion by another sodium atom. Finally, **111** accepts another proton. Thus the function of the alcohol is to supply protons, since with most substrates ammonia is not acidic enough for this purpose. In the absence of the alcohol, products arising from dimerization of **110** are frequently obtained. There is evidence⁵⁴⁴ at least with some substrates, for example, biphenyl, that the radical ion corresponding to **110** is converted to the carbanion corresponding to **111** by a different pathway, in which the order of the steps is reversed: first a second electron is gained to give a dianion,⁵⁴² which then acquires a proton, producing the intermediate corresponding to **111**.

Ordinary alkenes are usually unaffected by Birch-reduction conditions, and double bonds may be present in the molecule if they are not conjugated with the ring. However, phenylated alkenes, internal alkynes (**15-12**),⁵⁴⁵ and conjugated alkenes (with $\text{C}=\text{C}$ or $\text{C}=\text{O}$) are reduced under these conditions.

Note that **111** is a resonance hybrid; that is, we can write the two additional canonical forms shown. The question therefore arises: Why does the carbanion pick up a proton at the 6 position to give the 1,4-diene? Why not at the 2 position

⁵³⁸These regioselectivities have generally been explained by molecular-orbital considerations regarding the intermediates involved. For example, see Birch, A.J.; Hinde, A.L.; Radom, L. *J. Am. Chem. Soc.* **1980**, *102*, 3370, 4074, 6430; **1981**, *103*, 284; Zimmerman, H.E.; Wang, P.A. *J. Am. Chem. Soc.* **1990**, *112*, 1280. For methods of reversing the regioselectivities, see Epling, G.A.; Florio, E. *Tetrahedron Lett.* **1986**, *27*, 1469; Rabideau, P.W.; Karrick, G.L. *Tetrahedron Lett.* **1987**, *28*, 2481.

⁵³⁹Zimmerman, H.E.; Wang, P.A. *J. Am. Chem. Soc.* **1993**, *115*, 2205.

⁵⁴⁰For reviews of solvated electrons and related topics, see Dye, J.L. *Prog. Inorg. Chem.* **1984**, *32*, 327–441; Alpatova, N.M.; Krishtalik, L.I.; Pleskov, Y.V. *Top. Curr. Chem.* **1987**, *138*, 149–219.

⁵⁴¹Birch, A.J.; Nasipuri, D. *Tetrahedron* **1959**, *6*, 148.

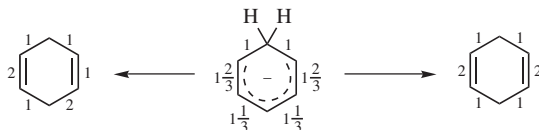
⁵⁴²For a review of radical ions and diions generated from aromatic compounds, see Holy, N.L. *Chem. Rev.* **1974**, *74*, 243.

⁵⁴³For example, see Jones, M.T., in Kaiser, E.T.; Kevan, L. *Radical Ions*, Wiley, NY, **1968**, pp. 245–274; Bowers, K.W. *Adv. Magn. Reson.*, **1965**, *1*, 317; Carrington, A. *Q. Rev. Chem. Soc.* **1963**, *17*, 67.

⁵⁴⁴Lindow, D.F.; Cortez, C.N.; Harvey, R.G. *J. Am. Chem. Soc.* **1972**, *94*, 5406; Rabideau, P.W.; Peters, N.K.; Huser, D.L. *J. Org. Chem.* **1981**, *46*, 1593.

⁵⁴⁵See Brandsma, L.; Nieuwenhuizen, W.F.; Zwikker, J.W. Mäeorg, U. *Eur. J. Org. Chem.* **1999**, 775.

to give the 1,3-diene?⁵⁴⁶ An answer to this question has been proposed by Hine, who has suggested that this case is an illustration of the operation of the *principle of least motion*.⁵⁴⁷ According to this principle, “those elementary reactions will be favored that involve the least change in atomic position and electronic configuration.”⁵⁴⁷ The principle can be applied to the case at hand in the following manner (simplified): The valence-bond bond orders (p. 32) for the six carbon–carbon bonds (on the assumption that each of the three forms contributes equally) are (going around the ring) $1\frac{2}{3}$, 1, 1, $1\frac{2}{3}$, $1\frac{1}{3}$, and $1\frac{1}{3}$. When the carbanion is converted to the diene, these bond orders change as follows:



It can be seen that the two bonds whose bond order is 1 are unchanged in the two products, but for the other four bonds there is a change. If the 1,4-diene is formed, the change is $\frac{1}{3} + \frac{1}{3} + \frac{1}{3} + \frac{1}{3}$, while formation of the 1,3-diene requires a change of $\frac{1}{3} + \frac{2}{3} + \frac{2}{3} + \frac{1}{3}$. Since a greater change is required to form the 1,3-diene, the principle of least motion predicts formation of the 1,4-diene. This may not be the only factor, because the ^{13}C NMR spectrum of **111** shows that the 6 position has a somewhat greater electron density than the 2 position, which presumably would make the former more attractive to a proton.⁵⁴⁸

Reduction of aromatic rings with lithium⁵⁴⁹ or calcium⁵⁵⁰ in amines (instead of ammonia: called *Benkeser reduction*) proceeds further and cyclohexenes are obtained. It is thus possible to reduce a benzene ring, by proper choice of reagent, so that one, two, or all three double bonds are reduced.⁵⁵¹ Lithium triethylborohydride (LiBEt_3H) has also been used, to reduce pyridine derivatives to piperidine derivatives.⁵⁵²

Transition metals and metal compounds can reduce aromatic rings in the proper medium. Indium metal reduces the pyridine ring in quinoline in aqueous ethanol solution⁵⁵³ as well as the $\text{C}=\text{C}$ unit in the five-membered ring of indole

⁵⁴⁶For a discussion of this question, see Rabideau, P.W.; Huser, D.L. *J. Org. Chem.* **1983**, *48*, 4266.

⁵⁴⁷Hine, J. *J. Org. Chem.* **1966**, *31*, 1236. For a review of this principle, see Hine, J. *Adv. Phys. Org. Chem.* **1977**, *15*, 1. See also, Tee, O.S. *J. Am. Chem. Soc.* **1969**, *91*, 7144; Jochum, C.; Gasteiger, J.; Ugi, I. *Angew. Chem. Int. Ed.* **1980**, *19*, 495.

⁵⁴⁸Bates, R.B.; Brenner, S.; Cole, C.M.; Davidson, E.W.; Forsythe, G.D.; McCombs, D.A.; Roth, A.S. *J. Am. Chem. Soc.* **1973**, *95*, 926.

⁵⁴⁹Reggel, L.; Friedel, R.A.; Wender, I. *J. Org. Chem.* **1957**, *22*, 891; Benkeser, R.A.; Agnihotri, R.K.; Burrous, M.L.; Kaiser, E.M.; Mallan, J.M.; Ryan, P.W. *J. Org. Chem.* **1964**, *29*, 1313; Kwart, H.; Conley, R.A. *J. Org. Chem.* **1973**, *38*, 2011.

⁵⁵⁰Benkeser, R.A.; Belmonte, F.G.; Kang, J. *J. Org. Chem.* **1983**, *48*, 2796. See also, Benkeser, R.A.; Laugal, J.A.; Rappa, A. *Tetrahedron Lett.* **1984**, *25*, 2089.

⁵⁵¹One, two, or all three double bonds of certain aromatic nitrogen heterocycles can be reduced with metallic hydrides, such as NaBH_4 or LiAlH_4 . For a review, see Keay, J.G. *Adv. Heterocycl. Chem.* **1986**, *39*, 1.

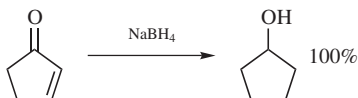
⁵⁵²Blough, B.E.; Carroll, F.I. *Tetrahedron Lett.* **1993**, *34*, 7239.

⁵⁵³Moody, C.J.; Pitts, M.R. *Synlett* **1998**, 1029.

derivatives.⁵⁵⁴ Samarium iodide (SmI₂) reduces pyridine in aq. THF⁵⁵⁵ and phenol in MeOH/KOH.⁵⁵⁶ Ammonium formate and a Pd–C catalyst reduces pyridine *N*-oxide to piperidine in methanol.⁵⁵⁷ The nitrogen-containing ring of quinolines is reduced with an iridium catalyst in isopropanol.⁵⁵⁸

OS I, 99, 499; II, 566; III, 278, 742; IV, 313, 887, 903; V, 398, 400, 467, 591, 670, 743, 989; VI, 371, 395, 461, 731, 852, 856, 996; VII, 249.

15-14 Reduction Of The Double or Triple Bonds Conjugated to Carbonyls, Cyano, and so on.



In certain cases,⁵⁵⁹ metallic hydride reagents may also reduce double bonds in conjugation with C=O bonds, as well as reducing the C=O bonds, as in the conversion of cyclopentenone to cyclopentanol.⁵⁶⁰ The reagent NaBH₄ has a greater tendency than LiAlH₄ to effect this double reduction, although even with NaBH₄ the product of single reduction (of the C=O bond) is usually formed in larger amount than the doubly reduced product. Lithium aluminium hydride gives significant double reduction only in cinnamyl systems, for example, with PhCH=CHCOOH.⁵⁶¹ Lithium aluminium hydride also reduces the double bonds of allylic alcohols⁵⁶² and NaBH₄ in MeOH–THF⁵⁶³ or NaCNBH₃ on a zeolite⁵⁶⁴ reduces α,β -unsaturated nitro compounds to nitroalkanes. The C=C unit proximal to the carbonyl in dienyl amides is selectively reduced with NaBH₄/I₂.⁵⁶⁵ Mixed hydride reducing agents, such as NaBH₄–BiCl₃,⁵⁶⁶ NaBH₄–InCl₃,⁵⁶⁷ borohydride exchange resin (BER)–CuSO₄,⁵⁶⁸ and Dibal–Co(acac)₂⁵⁶⁹ have been

⁵⁵⁴Pitts, M.R.; Harrison, J.R.; Moody, C.J. *J. Chem. Soc., Perkin Trans. 1*, **2001**, 955.

⁵⁵⁵Kamochi, Y.; Kudo, T. *Heterocycles* **1993**, *36*, 2383.

⁵⁵⁶Kamochi, Y.; Kudo, T. *Tetrahedron Lett.* **1994**, *35*, 4169.

⁵⁵⁷Zacharie, B.; Moreau, N.; Dockendorff, C. *J. Org. Chem.* **2001**, *66*, 5264.

⁵⁵⁸Fujita, K.; Kitatsuji, C.; Furukawa, S.; Yamaguchi, R. *Tetrahedron Lett.* **2004**, *45*, 3215.

⁵⁵⁹For discussion, see Meyer, G.R. *J. Chem. Educ.* **1981**, *58*, 628.

⁵⁶⁰Brown, H.C.; Hess, H.M. *J. Org. Chem.* **1969**, *34*, 2206. For other methods of reducing both double bonds, see Larock, R.C. *Comprehensive Organic Transformations*, 2nd ed., Wiley-VCH, NY, **1999**, p. 1096.

⁵⁶¹Nystrom, R.F.; Brown, W.G. *J. Am. Chem. Soc.* **1947**, *69*, 2548; **1948**, *70*, 3738; Gammill, R.B.; Gold, P.M.; Mizsak, S.A. *J. Am. Chem. Soc.* **1980**, *102*, 3095.

⁵⁶²For discussions of the mechanism of this reaction, see Snyder, E.I. *J. Org. Chem.* **1967**, *32*, 3531; Borden, W.T. *J. Am. Chem. Soc.* **1968**, *90*, 2197; Blunt, J.W.; Hartshorn, M.P.; Soong, L.T.; Munro, M.H.G. *Aust. J. Chem.* **1982**, *35*, 2519; Vincens, M.; Fadel, R.; Vidal, M. *Bull. Soc. Chim. Fr.* **1987**, 462.

⁵⁶³Varma, R.S.; Kabalka, G.W. *Synth. Commun.* **1985**, *15*, 151.

⁵⁶⁴Gupta, A.; Haque, A.; Vankar, Y.D. *Chem. Commun.* **1996**, 1653.

⁵⁶⁵Das, B.; Kashinatham, A.; Madhusudhan, P. *Tetrahedron Lett.* **1998**, *39*, 677.

⁵⁶⁶Ren, P.-D.; Pan, S.-F.; Dong, T.-W.; Wu, S.-H. *Synth. Commun.* **1995**, *25*, 3395.

⁵⁶⁷Ranu, B.C.; Samanta, S. *Tetrahedron Lett.* **2002**, *43*, 7405.

⁵⁶⁸Sim, T.B.; Yoon, N.M. *Synlett* **1995**, 726.

⁵⁶⁹Ikeno, T.; Kimura, T.; Ohtsuka, Y.; Yamada, T. *Synlett* **1999**, 96.

used. The $\text{InCl}_3\text{-NaBH}_4$ reagent was used to convert conjugated diene ketones ($\text{C}=\text{C}-\text{C}=\text{C}-\text{C}=\text{O}$) selectively to the nonconjugated alkenyl ketone ($\text{C}=\text{C}-\text{CH}_2\text{CH}_2-\text{C}=\text{O}$).⁵⁷⁰

Note that both LiAlH_4 and NaBH_4 , as well as NaH , reduce ordinary alkenes and alkynes when complexed with transition-metal salts, such as FeCl_2 or CoBr_2 .⁵⁷¹

Reduction of only the $\text{C}=\text{C}$ bond of conjugated $\text{C}=\text{C}-\text{C}=\text{O}$ and $\text{C}=\text{C}-\text{C}\equiv\text{N}$ systems⁵⁷² has been achieved by many reducing agents,⁵⁷³ a few of which are H_2 and a Rh catalyst,⁵⁷⁴ a Ru catalyst,⁵⁷⁵ a Pd catalyst,⁵⁷⁶ or an Ir catalyst,⁵⁷⁷ and Raney nickel alone.⁵⁷⁸ Reagents such as SmI_2 ,⁵⁷⁹ and catecholborane⁵⁸⁰ are effective. Conjugated ketones react with 2 equivalents of Cp_2TiCl in THF/MeOH to give the corresponding saturated ketone.⁵⁸¹ Indium metal in aqueous ethanol with ammonium chloride converts alkylidene dimalononitriles to the saturated dinitrile.⁵⁸² Zinc and acetic acid has been used for the conjugate reduction of dihydropyridin-4-ones.⁵⁸³ Formic acid with a palladium catalysts reduced conjugated carboxylic acids.⁵⁸⁴

Silanes can be effective for the reduction of the $\text{C}=\text{C}$ unit in conjugated systems in the presence of copper species.⁵⁸⁵ PhSiH_3 and a nickel catalyst,⁵⁸⁶ CuCl ,⁵⁸⁷ or a manganese catalyst.⁵⁸⁸ In addition, PhR_2SiH with a copper catalyst,⁵⁸⁹ and

⁵⁷⁰Ranu, B.C.; Samanta, S. *J. Org. Chem.* **2003**, *68*, 7130.

⁵⁷¹See, for example, Ashby, E.C.; Lin, J.J. *J. Org. Chem.* **1978**, *43*, 2567; Chung, S. *J. Org. Chem.* **1979**, *44*, 1014. See also, Osby, J.O.; Heinzman, S.W.; Ganem, B. *J. Am. Chem. Soc.* **1986**, *108*, 67.

⁵⁷²For a review of the reduction of α,β -unsaturated carbonyl compounds, see Keinan, E.; Greenspoon, N., in Patai, S.; Rappoport, Z. *The Chemistry of Enones*, pt. 2, Wiley, NY, **1989**, pp. 923–1022. For a review of the stereochemistry of catalytic hydrogenation of α,β -unsaturated ketones, see Augustine, R.L. *Adv. Catal.* **1976**, *25*, 56.

⁵⁷³For a long list of these, with references, see Larock, R.C. *Comprehensive Organic Transformations*, 2nd ed., Wiley-VCH, NY, **1999**, pp. 13–27.

⁵⁷⁴Djerassi, C.; Gutzwiller, J. *J. Am. Chem. Soc.* **1966**, *88*, 4537; Cabello, J.A.; Campelo, J.M.; Garcia, A.; Luna, D.; Marinas, J.M. *J. Org. Chem.* **1986**, *51*, 1786; Harmon, R.E.; Parsons, J.L.; Cooke, D.W.; Gupta, S.K.; Schoonenberg, J. *J. Org. Chem.* **1969**, *34*, 3684.

⁵⁷⁵Chen, Y.-C.; Xue, D.; Deng, J.-G.; Cui, X.; Zhu, J.; Jiang, Y.-Z. *Tetrahedron Lett.* **2004**, *45*, 1555.

⁵⁷⁶Sajiki, H.; Ikawa, T.; Hirota, K. *Tetrahedron Lett.* **2003**, *44*, 8437; Nagano, H.; Yokota, M.; Iwazaki, Y. *Tetrahedron Lett.* **2004**, *45*, 3035.

⁵⁷⁷Yue, T.-Y.; Nugent, W.A. *J. Am. Chem. Soc.* **2002**, *124*, 13692.

⁵⁷⁸Barrero, A.F.; Alvarez-Manzaneda, E.J.; Chahboun, R.; Meneses, R. *Synlett* **1999**, 1663. For an ultrasound-mediated reduction with Raney nickel, see Wang, H.; Lian, H.; Chen, J.; Pan, Y.; Shi, Y. *Synth. Commun.* **1999**, *29*, 129.

⁵⁷⁹Cabrera, A.; Alper, H. *Tetrahedron Lett.* **1992**, *33*, 5007. See also, Guo, H.; Zhang, Y. *Synth. Commun.* **2000**, *30*, 1879.

⁵⁸⁰Evans, D.A.; Fu, G.C. *J. Org. Chem.* **1990**, *55*, 5678.

⁵⁸¹Moisan, L.; Hardouin, C.; Rousseau, B.; Doris, E. *Tetrahedron Lett.* **2002**, *43*, 2013.

⁵⁸²Ranu, B.C.; Dutta, J.; Guchhait, S.K. *Org. Lett.* **2001**, *3*, 2603.

⁵⁸³Comins, D.L.; Brooks, C.A.; Ingalls, C.L. *J. Org. Chem.* **2001**, *66*, 2181.

⁵⁸⁴Arterburn, J.B.; Pannala, M.; Gonzlez, A.M.; Chamberlin, R.M. *Tetrahedron Lett.* **2000**, *41*, 7847.

⁵⁸⁵Mori, A.; Fujita, A.; Nishihara, Y.; Hiyama, R. *Chem. Commun.* **1997**, 2159.

⁵⁸⁶Boudjouk, P.; Choi, S.-B.; Hauck, B.J.; Rajkumar, A.B. *Tetrahedron Lett.* **1998**, *39*, 3951.

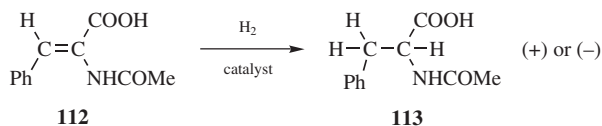
⁵⁸⁷Ito, H.; Ishizuka, T.; Arimoto, K.; Miura, K.; Hosomi, A. *Tetrahedron Lett.* **1997**, *38*, 8887.

⁵⁸⁸Magnus, P.; Waring, M.J.; Scott, D.A. *Tetrahedron Lett.* **2000**, *41*, 9731.

⁵⁸⁹Mori, A.; Fujita, A.; Kajiro, H.; Nishihara, Y.; Hiyama, T. *Tetrahedron* **1999**, *55*, 4573.

PhSiH₃–Mo(CO)₆⁵⁹⁰ have been used. Triphenylsilane was also used for the asymmetric reduction of nitro alkenes (C=C–NO₂).⁵⁹¹ Poly(methylhydrosiloxane) with a chiral copper catalyst gave conjugate reduction of conjugated esters to give the saturated derivative with high enantioselectivity.⁵⁹²

A β-bromo conjugated lactone was reduced to the β-bromolactone with modest enantioselectivity using an excess of Ph₃SiH and a CuCl catalyst with a chiral ligand.⁵⁹³ A copper complex with a chiral ligand and poly(methylhydrosiloxane) gave reduction of the C=C unit in conjugated carbonyl systems with good enantioselectivity.⁵⁹⁴ Tributyltin hydride, in the presence of MgBr₂•OEt₂ gave 1,4-reduction of conjugated esters.⁵⁹⁵



Optically active catalysts, primarily homogeneous, have been used to achieve enantioselective hydrogenations⁵⁹⁶ of many prochiral conjugated substrates.⁵⁹⁷ For example,⁵⁹⁸ hydrogenation of **112** with a suitable catalyst gives (+) or (–)

⁵⁹⁰Keinan, E.; Perez, D. *J. Org. Chem.* **1987**, *52*, 2576.

⁵⁹¹Czekelius, C.; Carreira, E.M. *Org. Lett.* **2004**, *6*, 4575.

⁵⁹²Appella, D.H.; Moritani, Y.; Shintani, R.; Ferreira, E.M.; Buchwald, S.L. *J. Am. Chem. Soc.* **1999**, *121*, 9473.

⁵⁹³Hughes, G.; Kimura, M.; Buchwald, S.L. *J. Am. Chem. Soc.* **2003**, *125*, 11253.

⁵⁹⁴Jurkauskas, V.; Buchwald, S.L. *J. Am. Chem. Soc.* **2002**, *124*, 2892; Lipshutz, B.H.; Servosko, J.M.; Taft, B.R. *J. Am. Chem. Soc.* **2004**, *126*, 8352.

⁵⁹⁵Hirasawa, S.; Nagano, H.; Kameda, Y. *Tetrahedron Lett.* **2004**, *45*, 2207.

⁵⁹⁶For a discussion of the mechanism of asymmetric hydrogenation of such systems using a ruthenium catalyst, see Kitamura, M.; Tsukamoto, M.; Bessho, Y.; Yoshimura, M.; Kobs, U.; Widhalm, M.; Noyori, R. *J. Am. Chem. Soc.* **2002**, *124*, 6649. For a review of the mechanism of stereoselection in rhodium-catalyzed asymmetric hydrogenations, see Gridnev, I.D.; Imamoto, T. *Acc. Chem. Res.* **2004**, *37*, 633.

⁵⁹⁷For reviews, see, in Morrison, J.D. *Asymmetric Synthesis*, Vol. 5, Academic Press, NY, **1985**, the reviews by Halpern, J. pp. 41–69, Koenig, K.E. pp. 71–101, Harada, K. pp. 345–383; Ojima, I.; Clos, N.; Bastos, C. *Tetrahedron* **1989**, *45*, 6901, 6902–6916; Jardine, F.H., in Hartley, F.R. *The Chemistry of the Metal–Carbon Bond*, Vol. 4, Wiley, NY, **1987**, pp. 751–775; Nógrádi, M. *Stereoselective Synthesis*, VCH, NY, **1986**, pp. 53–87; Knowles, W.S. *Acc. Chem. Res.* **1983**, *16*, 106; Brunner, H. *Angew. Chem. Int. Ed.* **1983**, *22*, 897; Klabunovskii, E.I. *Russ. Chem. Rev.* **1982**, *51*, 630; Čaplar, V.; Comisso, G.; Šunjić, V. *Synthesis* **1981**, 85; Morrison, J.D.; Masler, W.F.; Neuberger, M.K. *Adv. Catal.* **1976**, *25*, 81; Kagan, H.B. *Pure Appl. Chem.* **1975**, *43*, 401; Bogdanović, B. *Angew. Chem. Int. Ed.* **1973**, *12*, 954. See also, Brewster, J.H. *Top. Stereochem.* **1967**, *2*, 1, *J. Am. Chem. Soc.* **1959**, *81*, 5475, 5483, 5493; Davis, D.D.; Jensen, F.R. *J. Org. Chem.* **1970**, *35*, 3410; Jullien, F.R.; Requin, F.; Stahl-Larivière, H. *Nouv. J. Chim.* **1979**, *3*, 91; Sathyanarayana, B.K.; Stevens, E.S. *J. Org. Chem.* **1987**, *52*, 3170; Wroblewski, A.E.; Applequist, J.; Takaya, A.; Honzatko, R.; Kim, S.; Jacobson, R.A.; Reitsma, B.H.; Yeung, E.S.; Verkade, J.G. *J. Am. Chem. Soc.* **1988**, *110*, 4144; Knowles, W.S. *Angew. Chem. Int. Ed.* **2002**, *41*, 1999.

⁵⁹⁸For some other recent examples, see Hayashi, T.; Kawamura, N.; Ito, Y. *Tetrahedron Lett.* **1988**, *29*, 5969; Muramatsu, H.; Kawano, H.; Ishii, Y.; Saburi, M.; Uchida, Y. *J. Chem. Soc., Chem. Commun.* **1989**, 769; Amrani, Y.; Lecomte, L.; Sinou, D.; Bakos, J.; Toth, I.; Heil, B. *Organometallics* **1989**, *8*, 542; Yamamoto, K.; Ikeda, K.; Lin, L.K. *J. Organomet. Chem.* **1989**, *370*, 319; Waymouth, R.; Pino, P. *J. Am. Chem. Soc.* **1990**, *112*, 4911; Ohta, T.; Takaya, H.; Noyori, R. *Tetrahedron Lett.* **1990**, *31*, 7189; Ashby, M.T.; Halpern, J. *J. Am. Chem. Soc.* **1991**, *113*, 589; Heiser, B.; Broger, E.A.; Cramer, Y. *Tetrahedron: Asymmetry* **1991**, *2*, 51; Burk, M.J. *J. Am. Chem. Soc.* **1991**, *113*, 8518.

113 (depending on which enantiomer of the catalyst is used) with an enantiomeric excess as high as 96%.⁵⁹⁹ Prochiral substrates that give such high optical yields generally contain functional groups, such as a carbonyl group,⁶⁰⁰ amide groups, cyano groups, or combinations of such groups as in **112**.⁶⁰¹ The catalyst in such cases⁶⁰² is usually a ruthenium⁶⁰³ or rhodium complex with chiral phosphine ligands.⁶⁰⁴ Iridium complexes have been used with excellent enantioselectivity.⁶⁰⁵ Good asymmetric induction⁶⁰⁶ has been achieved using chiral rhodium complexes with other chiral additives.⁶⁰⁷ The role of solvent has been examined.⁶⁰⁸ A pressure dependent enantioselective hydrogenation has been reported.⁶⁰⁹ There are many examples for the reduction of alkylidene amino acids, amino esters or amido acids or esters that vary the catalyst and/or the chiral ligand.⁶¹⁰ Asymmetric catalytic hydrogenation has been reported for conjugated carboxylic acids⁶¹¹ and conjugated ketones.⁶¹² A ruthenium catalyst with a polymer supported chiral ligand has also

⁵⁹⁹Koenig, K.E., in Morrison, J.D. *Asymmetric Synthesis*, Vol. 5, Academic Press, NY, **1985**, p. 74.

⁶⁰⁰Reetz, M.T.; Mehler, G. *Angew. Chem. Int. Ed.* **2000**, *39*, 3889.

⁶⁰¹For tables of substrates that have been enantioselectively hydrogenated, see Koenig, K.E., in Morrison, J.D. *Asymmetric Synthesis* Vol. 5, Academic Press, NY, **1985**, pp. 83–101.

⁶⁰²For a list of these, with references, see Larock, R.C. *Comprehensive Organic Transformations*, 2nd ed., Wiley-VCH, NY, **1999**, pp. 8–12. For reviews of optically active nickel catalysts, see Izumi, Y. *Adv. Catal.* **1983**, *32*, 215; *Angew. Chem. Int. Ed.* **1971**, *10*, 871. For a review of the synthesis of some of these phosphines, see Mortreux, A.; Petit, F.; Buono, G.; Peiffer, G. *Bull. Soc. Chim. Fr.* **1987**, 631.

⁶⁰³Wu, H.-P.; Hoge, G. *Org. Lett.* **2004**, *6*, 3645; Tang, W.; Wu, S.; Zhang, X. *J. Am. Chem. Soc.* **2003**, *125*, 9570.

⁶⁰⁴Lee, S.-g.; Zhang, Y.J. *Org. Lett.* **2002**, *4*, 2429; Le, J.C.D.; Pagenkopf, B.L. *J. Org. Chem.* **2004**, *69*, 4177; Fu, Y.; Guo, X.-X.; Zhu, S.-F.; Hu, A.-G.; Xie, J.-H.; Zhou, Q.-L. *J. Org. Chem.* **2004**, *69*, 4648; Yi, B.; Fan, Q.-H.; Deng, G.-J.; Li, Y.-M.; Qiu, L.-Q.; Chan, A.S.C. *Org. Lett.* **2004**, *6*, 1361.; Hoen, R.; van den Berg, M.; Bernsmann, H.; Minnaard, A.J.; de Vries, J.G.; Feringa, B.L. *Org. Lett.* **2004**, *6*, 1433; Fu, Y.; Hou, G.-H.; Xie, J.-H.; Xing, L.; Wang, L.-X.; Zhou, Q.-L. *J. Org. Chem.* **2004**, *69*, 8157; Peña, D.; Minnaard, A.J.; de Vries, J.G.; Feringa, B.L. *J. Am. Chem. Soc.* **2002**, *124*, 14552; Evans, D.A.; Michael, F.E.; Tedrow, J.S.; Campos, K.R. *J. Am. Chem. Soc.* **2003**, *125*, 3534; Hoge, G.; Wu, H.-P.; Kissel, W.S.; Pflum, D.A.; Greene, D.J.; Bao, J. *J. Am. Chem. Soc.* **2004**, *126*, 5966; Ikeda, S.-i.; Sanuki, R.; Miyachi, H.; Miyashita, H.; Taniguchi, M.; Odashima, K. *J. Am. Chem. Soc.* **2004**, *126*, 10331; Huang, H.; Liu, X.; Chen, S.; Chen, H.; Zheng, Z. *Tetrahedron Asymmetry* **2004**, *15*, 2011.

⁶⁰⁵Smidt, S.P.; Menges, F.; Pgaltz, A. *Org. Lett.* **2004**, *6*, 2023.

⁶⁰⁶Zhu, G.; Zhang, X. *J. Org. Chem.* **1998**, *63*, 9590; Burk, M.J.; Casy, G.; Johnson, N.B. *J. Org. Chem.* **1998**, *63*, 6084; Burk, M.J.; Allen, J.G.; Kiesman, W.F. *J. Am. Chem. Soc.* **1998**, *120*, 657.

⁶⁰⁷Noyori, R.; Hashiguchi, S. *Accs. Chem. Res.* **1997**, *30*, 97; Inoguchi, K.; Sakuraba, S.; Achiwa, K. *Synlett* **1992**, 169.

⁶⁰⁸Maki, S.; Harada, Y.; Matsui, R.; Okawa, M.; Hirano, T.; Niwa, H.; Koizumi, M.; Nishiki, Y.; Furuta, T.; Inoue, H.; Iwakura, C. *Tetrahedron Lett.* **2001**, *42*, 8323; Heller, D.; Drexler, H.-J.; Spannenberg, A.; Heller, B.; You, J.; Baumann, W. *Angew. Chem. Int. Ed.* **2002**, *41*, 777.

⁶⁰⁹Heller, D.; Holz, J.; Drexler, H.-J.; Lang, J.; Drauz, K.; Krimmer, H.-P.; Börner, A. *J. Org. Chem.* **2001**, *66*, 6816.

⁶¹⁰Rhodium catalyst with a chiral bis(phosphine): Li, W.; Zhang, Z.; Xiao, D.; Zhang, X. *Tetrahedron Lett.* **1999**, *40*, 6701. New chiral phosphines: Ohashi, A.; Imamoto, T. *Org. Lett.* **2001**, *3*, 373.

⁶¹¹Uemura, T.; Zhang, X.; Matsumura, K.; Sayo, N.; Kumabayashi, H.; Ohta, T.; Nozaki, K.; Takaya, H. *J. Org. Chem.* **1996**, *61*, 5510; Suárez, A.; Pizzano, A. *Tetrahedron Asymmetry* **2001**, *12*, 2501. See, Okano, T.; Kaji, M.; Isotani, S.; Kiji, J. *Tetrahedron Lett.* **1992**, *33*, 5547 for the influence of water on the regioselectivity of this reduction.

⁶¹²Yamaguchi, M.; Nitta, A.; Reddy, R.S.; Hirma, M. *Synlett* **1997**, 117.

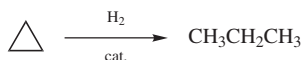
been used for conjugated acids.⁶¹³ Asymmetric hydrogenation of conjugated carboxylic acids in an ionic liquid is known using a chiral ruthenium complex⁶¹⁴ Enamino esters have been hydrogenated with high enantioselectivity using chiral rhodium catalysts.⁶¹⁵

See **19-36** for methods of reducing C=O bonds in the presence of conjugated C=C bonds.

The C=C unit of conjugated aldehydes has been reduced using AlMe₃ with a catalytic amount of CuBr⁶¹⁶ and with ammonium formate/Pd–C.⁶¹⁷ Polymer-supported formate has been used for the 1,4-reduction of conjugated ketones⁶¹⁸ and conjugated acids using a rhodium catalyst and microwave irradiation.⁶¹⁹ Selective reduction of the C=C unit in conjugated ketones was accomplished with Na₂S₂O₄ in aqueous dioxane, and nonconjugated alkenes were not reduced.⁶²⁰ Isopropanol and an iridium catalyst gives conjugate reduction of conjugated ketones.⁶²¹ Conjugate hydrostannation by an iodotin hydride ate complex, followed by hydrolysis converts unsaturated esters to saturated esters.⁶²² The reaction of conjugated ketones with aluminum chlorides, followed by treatment with water generates the saturated ketone.⁶²³

Baker's yeast reduces conjugated nitro compounds to nitroalkanes⁶²⁴ and also the C=C unit of conjugated ketones.⁶²⁵ Other enzymatic reductions are possible. A reductase from *Nicotiana tabacum* reduced a conjugated ketone to the saturated ketone, with excellent enantioselectivity.⁶²⁶ Enzyme YNAR-I and NADP-H reduces conjugated nitro compounds to nitroalkanes.⁶²⁷

15-15 Reductive Cleavage of Cyclopropanes



⁶¹³Fan, Q.H.; Deng, G.-J.; Lin, C.-C.; Chan, A.S.C. *Tetrahedron Asymmetry* **2001**, *12*, 1241.

⁶¹⁴In bmim PF₆, 1-butyl-3-methylimidazolium hexafluorophosphate: Brown, R.A.; Pollet, P.; McKoon, E.; Eckert, C.A.; Liotta, C.L.; Jessop, P.G. *J. Am. Chem. Soc.* **2001**, *123*, 1254.

⁶¹⁵Hsiao, Y.; Rivera, N.R.; Rosner, T.; Krska, S.W.; Njolito, E.; Wang, F.; Sun, Y.; Armstrong III, J.D.; Grabowski, E.J.J.; Tillyer, R.D.; Spindler, F.; Malan, C. *J. Am. Chem. Soc.* **2004**, *126*, 9918.

⁶¹⁶Kabbara, J.; Flemming, S.; Nickisch, K.; Neh, H.; Westermann, J. *Synlett* **1994**, 679.

⁶¹⁷Ranu, B.C.; Sarkar, A. *Tetrahedron Lett.* **1994**, *35*, 8649.

⁶¹⁸Basu, B.; Bhuiyan, Md.M.H.; Das, P.; Hossain, I. *Tetrahedron Lett.* **2003**, *44*, 8931.

⁶¹⁹Desai, B.; Danks, T.N. *Tetrahedron Lett.* **2001**, *42*, 5963.

⁶²⁰Dhillon, R.S.; Singh, R.P.; Kaur, D. *Tetrahedron Lett.* **1995**, *36*, 1107.

⁶²¹Sakaguchi, S.; Yamaga, T.; Ishii, Y. *J. Org. Chem.* **2001**, *66*, 4710.

⁶²²Shibata, I.; Suwa, T.; Ryu, K.; Baba, A. *J. Org. Chem.* **2001**, *66*, 8690.

⁶²³Koltunov, K.Yu.; Repinskaya, I.B.; Borodkin, G.I. *Russ. J. Org. Chem.* **2001**, *37*, 1534.

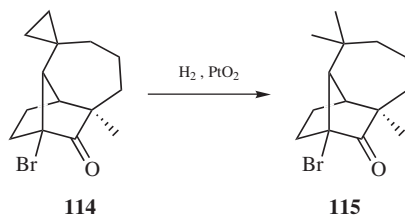
⁶²⁴Bak, R.R.; McAnda, A.F.; Smallridge, A.J.; Trehwella, M.A. *Aust. J. Chem.* **1996**, *49*, 1257; Takeshita, M.; Yoshida, S.; Kohno, Y. *Heterocycles* **1994**, *37*, 553; Kawai, Y.; Inaba, Y.; Tokitoh, N. *Tetrahedron Asymmetry* **2001**, *12*, 309.

⁶²⁵Kawai, Y.; Saitou, K.; Hida, K.; Ohno, A. *Tetrahedron Asymmetry* **1995**, *6*, 2143; Filho, E.P.S.; Rodrigues, J.A.R.; Moran, P.J.S. *Tetrahedron Asymmetry* **2001**, *12*, 847; Kawai, Y.; Hayashi, M.; Tokitoh, N. *Tetrahedron Asymmetry* **2001**, *12*, 3007.

⁶²⁶Shimoda, K.; Kubota, N.; Hamada, H. *Tetrahedron Asymmetry* **2004**, *15*, 2443; Hirata, T.; Shimoda, K.; Gondai, T. *Chem. Lett.* **2000**, 850.

⁶²⁷Kawai, Y.; Inaba, Y.; Hayashi, M.; Tokitoh, N. *Tetrahedron Lett.* **2001**, *42*, 3367.

Cyclopropanes can be cleaved by catalytic hydrogenolysis.⁶²⁸ Among the catalysts used have been Ni, Pd, Rh,⁶²⁹ and Pt. The reaction can often be run under mild conditions.⁶³⁰ Certain cyclopropane rings, especially cyclopropyl ketones and aryl-substituted cyclopropanes,⁶³¹ can be reductively cleaved by an alkali metal (generally Na or Li) in liquid ammonia.⁶³² Similar reduction has been accomplished photochemically in the presence of LiClO₄.⁶³³ This reaction is an excellent way to introduce a *gem*-dimethyl unit into a molecule. Hydrogenation of the cyclopropane ring in **114**, for example, gave the *gem*-dimethyl unit in **115** using PtO₂ (Adam's catalyst).⁶³⁴



F. A Metal on the Other Side

15-16 Hydroboration



When alkenes are treated with borane⁶³⁵ in ether solvents, BH₃ adds across the double bond.⁶³⁶ Borane cannot be prepared as a stable pure compound⁶³⁷ (it dimerizes to diborane, B₂H₆), but it is commercially available in the form of

⁶²⁸For reviews, see Charton, M., in Zabicky, J. *The Chemistry of Alkenes*, Vol. 2, Wiley, NY, **1970**, pp. 588–592; Newham, J. *Chem. Rev.* **1963**, 63, 123; Rylander, P.N. *Catalytic Hydrogenation over Platinum Metals*, Academic Press, NY, **1967**, pp. 469–474.

⁶²⁹Bart, S.C.; Chirik, P.J. *J. Am. Chem. Soc.* **2003**, 125, 886.

⁶³⁰See, for example, Woodworth, C.W.; Buss, V.; Schleyer, P.v.R. *Chem. Commun.* **1968**, 569.

⁶³¹See, for example, Walborsky, H.M.; Aronoff, M.S.; Schulman, M.F. *J. Org. Chem.* **1970**, 36, 1036.

⁶³²For a review, see Staley, S.W. *Sel. Org. Transform.* **1972**, 2, 309.

⁶³³Cossy, J.; Furet, N. *Tetrahedron Lett.* **1993**, 34, 8107.

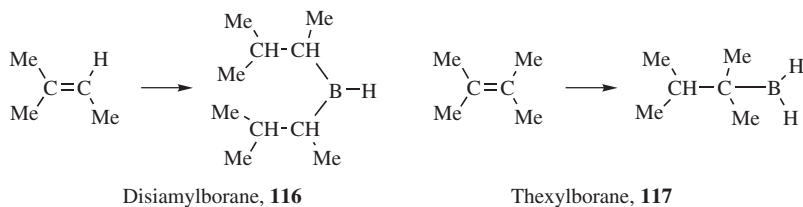
⁶³⁴Karimi, S.; Tavares, P. *J. Nat. Prod.* **2003**, 66, 520.

⁶³⁵For a review of this reagent, see Lane, C.F., in Pizey, J.S. *Synthetic Reagents*, Vol. 3, Wiley, NY, **1977**, pp. 1–191.

⁶³⁶For books on this reaction and its many applications, see Pelter, A.; Smith, K.; Brown, H.C. *Borane Reagents*, Academic Press, NY, **1988**; Brown, H.C. *Boranes in Organic Chemistry*, Cornell University Press, Ithaca, NY, **1972**; *Organic Syntheses Via Boranes*, Wiley, NY, **1975**; Cragg, G.M.L. *Organoboranes in Organic Synthesis*, Marcel Dekker, NY, **1973**. For reviews, see Matteson, D.S., in Hartley, F.R. *The Chemistry of the Metal-Carbon Bond*, Vol. 4, Wiley, NY, **1987**, pp. 307–409, 315–337; Smith, K. *Chem. Ind. (London)* **1987**, 603; Brown, H.C.; Vara Prasad, J.V.N. *Heterocycles* **1987**, 25, 641; Suzuki, A.; Dhillon, R.S. *Top. Curr. Chem.* **1986**, 130, 23.

⁶³⁷Fehlner, T.P. *J. Am. Chem. Soc.* **1971**, 93, 6366.

'ate' complexes with THF, Me_2S ,⁶³⁸ phosphines, or tertiary amines. The alkenes can be treated with a solution of one of these complexes (THF- BH_3 reacts at 0°C and is the most convenient to use; $\text{R}_3\text{N}-\text{BH}_3$ generally require temperatures of $\sim 100^\circ\text{C}$; however, the latter can be prepared as air-stable liquids or solids, while the former can only be used as relatively dilute solutions in THF and are decomposed by moisture in air) or with a mixture of NaBH_4 and BF_3 etherate, which generates borane *in situ*.⁶³⁹ With relatively unhindered alkenes, the process cannot be stopped with the addition of one molecule of BH_3 because the resulting RBH_2 adds to another molecule of alkene to give R_2BH , which in turn adds to a third alkene molecule, so that the isolated product is a trialkylborane R_3B . The reaction can be performed on alkenes with one to four substituents, including cyclic alkenes, but when the alkene is moderately hindered, the product is the dialkylborane R_2BH or even the monoalkylborane RBH_2 .⁶⁴⁰ For example, **116** (*disiamylborane*) and **117** (*thexylborane*)⁶⁴¹ have been prepared in this manner. Monoalkylboranes RBH_2 (which can be prepared from hindered alkenes, as above) and dialkylboranes R_2BH also add to alkenes, to give the mixed trialkylboranes $\text{RR}'_2\text{B}$ and $\text{R}_2\text{R}'\text{B}$, respectively. Surprisingly, when methylborane MeBH_2 ,⁶⁴² which is not a bulky molecule, adds to alkenes in the solvent THF, the reaction can be stopped with one addition to give the dialkylboranes RMeBH .⁶⁴³ Reaction of this with a second alkene produces the trialkylborane $\text{RR}'\text{MeB}$.⁶⁴⁴ Other monoalkylboranes, *i*-Pr BH_2 , *n*-Bu BH_2 , *s*-Bu BH_2 , and *t*-Bu BH_2 , behave similarly with internal alkenes, but not with alkenes of the type $\text{RCH}=\text{CH}_2$.⁶⁴⁵



⁶³⁸For a review of $\text{BH}_3 \bullet \text{SMe}_2$, see Hutchins, R.O.; Cistone, F. *Org. Prep. Proced. Int.* **1981**, *13*, 225. See Cadot, C.; Dalko, P.I.; Cossy, J. *Tetrahedron Lett.* **2001**, *42*, 1661.

⁶³⁹For a list of hydroborating reagents, with references, see Larock, R.C. *Comprehensive Organic Transformations*, 2nd ed., Wiley-VCH, NY, **1999**, pp. 1005-1009.

⁶⁴⁰Unless coordinated with a strong Lewis base such as a tertiary amine, mono and dialkylboranes actually exist as dimers, for example, $\text{R}_2\text{B} \begin{array}{c} \text{H} \\ \vdots \\ \text{B} \text{R}_2 \\ \text{H} \end{array}$ Brown, H.C.; Klender, G.J. *Inorg. Chem.* **1962**, *1*, 204.

⁶⁴¹For a review of the chemistry of thexylborane, see Negishi, E.; Brown, H.C. *Synthesis* **1974**, 77.

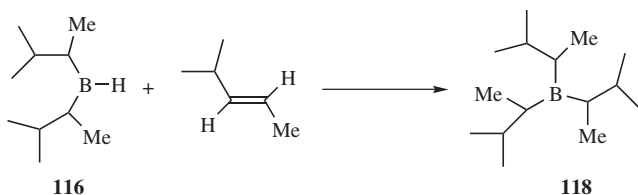
⁶⁴²Prepared from lithium methylborohydride and HCl: Brown, H.C.; Cole, T.E.; Srebnik, M.; Kim, K. *J. Org. Chem.* **1986**, *51*, 4925.

⁶⁴³Srebnik, M.; Cole, T.E.; Brown, H.C. *J. Org. Chem.* **1990**, *55*, 5051.

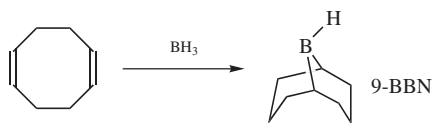
⁶⁴⁴For a method of synthesis of $\text{RR}'\text{R}''\text{B}$, see Kulkarni, S.U.; Basavaiah, D.; Zaidlewicz, M.; Brown, H.C. *Organometallics* **1982**, *1*, 212.

⁶⁴⁵Srebnik, M.; Cole, T.E.; Ramachandran, P.V.; Brown, H.C. *J. Org. Chem.* **1989**, *54*, 6085.

In all cases, the boron goes to the side of the double bond that has more hydrogens, whether the substituents are aryl or alkyl.⁶⁴⁶ This actually follows Markovnikov's rule, since boron is more positive than hydrogen. However, the regioselectivity is caused mostly by steric factors, although electronic factors also play a part. Studies of the effect of ring substituents on rates and on the direction of attack in hydroboration of substituted styrenes showed that the reaction with boron and the alkene has electrophilic character.⁶⁴⁷ When both sides of the double bond are monosubstituted or both disubstituted, about equal amounts of each isomer are obtained. However, it is possible in such cases to make the addition regioselective by the use of a large borane molecule. For example, treatment of *i*PrCH=CHMe with borane gave 57% of product with boron on the methyl-bearing carbon and 43% of the other, while treatment with **116** gave 95% **118** and only 5% of the other isomer.⁶⁴⁸



Another reagent with high regioselectivity is 9-borabicyclo[3.3.1]nonane (9-BBN), which is prepared by hydroboration of 1,5-cyclooctadiene,⁶⁴⁹ and has the advantage that it is stable in air. Borane is quite unselective and attacks all sorts of double bonds. Disiamylborane, 9-BBN, and similar molecules are far more selective and preferentially attack less-hindered bonds, so it is often possible to hydroborate one double bond in a molecule and leave others unaffected or to hydroborate one alkene in the presence of a less reactive alkene.⁶⁵⁰ For example, 1-pentene can be removed from a mixture of 1- and 2-pentenes, and a *cis* alkene can be selectively hydroborated in a mixture of the *cis* and *trans* isomers.



⁶⁴⁶For a thorough discussion of the regioselectivity with various types of substrate and hydroborating agents, see Cragg, G.M.L. *Organoboranes in Organic Synthesis* Marcel Dekker, NY, **1973**, pp.63–84, 137–197. See also, Brown, H.C.; Vara Prasad, J.V.N.; Zee, S. *J. Org. Chem.* **1986**, *51*, 439.

⁶⁴⁷Brown, H.C.; Sharp, R.L. *J. Am. Chem. Soc.* **1966**, *88*, 5851; Klein, J.; Dunkelblum, E.; Wolff, M.A. *J. Organomet. Chem.* **1967**, *7*, 377. See also, Marshall, P.A.; Prager, R.H. *Aust. J. Chem.* **1979**, *32*, 1251. For a study of hyperconjugation effects in substituted methylboranes, see Mo, Y.; Jiao, H. Schleyer, P.v.R. *J. Org. Chem.* **2004**, *69*, 3493.

⁶⁴⁸Brown, H.C.; Zweifel, G. *J. Am. Chem. Soc.* **1961**, *83*, 1241.

⁶⁴⁹See Knights, E.F.; Brown, H.C. *J. Am. Chem. Soc.* **1968**, *90*, 5280, 5281; Brown, H.C.; Chen, J.C. *J. Org. Chem.* **1981**, *46*, 3978; Soderquist, J.A.; Brown, H.C. *J. Org. Chem.* **1981**, *46*, 4599.

⁶⁵⁰Brown, H.C.; Moerikofer, A.W. *J. Am. Chem. Soc.* **1963**, *85*, 2063; Zweifel, G.; Brown, H.C. *J. Am. Chem. Soc.* **1963**, *85*, 2066; Zweifel, G.; Ayyangar, N.R.; Brown, H.C. *J. Am. Chem. Soc.* **1963**, *85*, 2072; Brown, H.C.; Sharp, R.L. *J. Am. Chem. Soc.* **1966**, *88*, 5851; Klein, J.; Dunkelblum, E.; Wolff, M.A. *J. Organomet. Chem.* **1967**, *7*, 377.

For most substrates, the addition in hydroboration is stereospecific and syn, with attack taking place from the less-hindered side.⁶⁵¹ Note that organoboranes can be analyzed using ¹¹B nmr.⁶⁵² The mechanism⁶⁵³ may be a cyclic four-center one:⁶⁵⁴



When the substrate is an allylic alcohol or amine, the addition is generally anti,⁶⁵⁵ although the stereoselectivity can be changed to syn by the use of catecholborane and the rhodium complexes mentioned above.⁶⁵⁶ Because the mechanism is different, use of this procedure can result in a change in regioselectivity as well, for example, styrene $\text{PhCH}=\text{CH}_2$ gave $\text{PhCH}(\text{OH})\text{CH}_3$.⁶⁵⁷

Monochloroborane⁶⁵⁸ BH_2Cl coordinated with dimethyl sulfide shows greater regioselectivity than BH_3 for terminal alkenes or those of the form $\text{R}_2\text{C}=\text{CHR}$, and the hydroboration product is a dialkylchloroborane R_2BCl .⁶⁵⁹ For example, 1-hexene gave 94% of the anti-Markovnikov product (the boron is on the less substituted carbon) with $\text{BH}_3\text{-THF}$, but 99.2% with $\text{BH}_2\text{Cl-SMe}_2$. Treatment of alkenes with dichloroborane dimethyl sulfide $\text{BHCl}_2\text{-SMe}_2$ in the presence of BF_3 ⁶⁶⁰ or with BCl_3 and Me_3SiH ⁶⁶¹ gives alkyl dichloroboranes RBCl_2 . Extensions of this basic approach are possible with dihalo alkylboranes. The reaction of an alkene with allyl dibromoborane, incorporated an allyl group and the boron on adjacent carbons.⁶⁶²

⁶⁵¹Brown, H.C.; Zweifel, G. *J. Am. Chem. Soc.* **1961**, *83*, 2544; Bergbreiter, D.E.; Rainville, D.P. *J. Org. Chem.* **1976**, *41*, 3031; Kabalka, G.W.; Newton, Jr., R.J.; Jacobus, J. *J. Org. Chem.* **1978**, *43*, 1567.

⁶⁵²Medina, J.R.; Cruz, G.; Cabrera, C.R.; Soderquist, J.A. *J. Org. Chem.* **2003**, *68*, 4631.

⁶⁵³For kinetic studies, see Vishwakarma, L.C.; Fry, A. *J. Org. Chem.* **1980**, *45*, 5306; Brown, H.C.; Chandrasekharan, J.; Wang, K.K. *J. Org. Chem.* **1983**, *48*, 2901; *Pure Appl. Chem.* **1983**, *55*, 1387-1414; Nelson, D.J.; Cooper, P.J. *Tetrahedron Lett.* **1986**, *27*, 4693; Brown, H.C.; Chandrasekharan, J. *J. Org. Chem.* **1988**, *53*, 4811.

⁶⁵⁴Brown, H.C.; Zweifel, G. *J. Am. Chem. Soc.* **1959**, *81*, 247; Pasto, D.J.; Lepeska, B.; Balasubramanian, V. *J. Am. Chem. Soc.* **1972**, *94*, 6090; Pasto, D.J.; Lepeska, B.; Cheng, T. *J. Am. Chem. Soc.* **1972**, *94*, 6083; Narayana, C.; Periasamy, M. *J. Chem. Soc., Chem. Commun.* **1987**, 1857. See, however, Jones, P.R. *J. Org. Chem.* **1972**, *37*, 1886.

⁶⁵⁵See Still, W.C.; Barrish, J.C. *J. Am. Chem. Soc.* **1983**, *105*, 2487.

⁶⁵⁶See Evans, D.A.; Fu, G.C.; Hoveyda, A.H. *J. Am. Chem. Soc.* **1988**, *110*, 6917; Burgess, K.; Cassidy, J.; Ohlmeyer, M.J. *J. Org. Chem.* **1991**, *56*, 1020; Burgess, K.; Ohlmeyer, M.J. *J. Org. Chem.* **1991**, *56*, 1027.

⁶⁵⁷Hayashi, T.; Matsumoto, Y.; Ito, Y. *J. Am. Chem. Soc.* **1989**, *111*, 3426; Zhang, J.; Lou, B.; Guo, G.; Dai, L. *J. Org. Chem.* **1991**, *56*, 1670.

⁶⁵⁸For a review of haloboranes, see Brown, H.C.; Kulkarni, S.U. *J. Organomet. Chem.* **1982**, *239*, 23.

⁶⁵⁹Brown, H.C.; Ravindran, N.; Kulkarni, S.U. *J. Org. Chem.* **1979**, *44*, 2417.

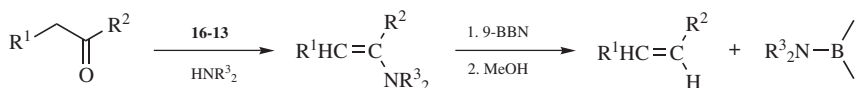
⁶⁶⁰Brown, H.C.; Racherla, U.S. *J. Org. Chem.* **1986**, *51*, 895.

⁶⁶¹Soundararajan, R.; Matteson, D.S. *J. Org. Chem.* **1990**, *55*, 2274.

⁶⁶²Frantz, D.E.; Singleton, D.A. *Org. Lett.* **1999**, *1*, 485.

An important use of the hydroboration reaction is oxidation of an organoborane to alcohols with hydrogen peroxide and NaOH (**12-27**). Organoboranes have been oxidized with Oxone[®]⁶⁶³ and methanol/triethylamine/molecular oxygen.⁶⁶⁴ The synthetic result is an indirect way of adding H₂O across a double bond in an anti-Markovnikov manner. However, boranes undergo many other reactions as well. Among other things, they react with α -halo carbonyl compounds to give alkylated products (**10-73**), with α,β -unsaturated carbonyl compounds to give Michael-type addition of R and H (**15-27**), with CO to give alcohols and ketones (**18-23–18-24**); they can be reduced with carboxylic acids, providing an indirect method for reduction of double bonds (**15-11**), or they can be oxidized with chromic acid or pyridinium chlorochromate to give ketones⁶⁶⁵ or aldehydes (from terminal alkenes),⁶⁶⁶ dimerized with silver nitrate and NaOH (**14-26**), isomerized (**18-11**), or converted to amines (**12-32**), halides (**12-31**), or carboxylic acids.⁶⁶⁷ They are thus useful intermediates for the preparation of a wide variety of compounds. Intramolecular hydroboration reaction are possible.⁶⁶⁸

Such functional groups as OR, OH, NH₂, SMe, halogen, and COOR may be present in the molecule,⁶⁶⁹ but not groups that are reducible by borane. Hydroboration of enamines with 9-BBN provides an indirect method for reducing an aldehyde or ketone to an alkene, e.g.⁶⁷⁰



Enamines can also be converted to amino alcohols via hydroboration.⁶⁷¹ Allen-boranes react with aldehydes to give alkyne–alcohols.⁶⁷²

Use of the reagent diisopinocampheylborane **119** (prepared by treating optically active α -pinene with BH₃) results in enantioselective hydroboration–oxidation.⁶⁷³ Since both (+) and (–) α -pinene are readily available, both enantiomers

⁶⁶³Ripin, D.H.B.; Cai, W.; Brenek, S.J. *Tetrahedron Lett.* **2000**, 41, 5817.

⁶⁶⁴Cadot, C.; Dalko, P.I.; Cossy, J.; Ollivier, C.; Chuard, R.; Renaud, P. *J. Org. Chem.* **2002**, 67, 7193.

⁶⁶⁵Brown, H.C.; Garg, C.P. *J. Am. Chem. Soc.* **1961**, 83, 2951; *Tetrahedron* **1986**, 42, 5511; Rao, V.V.R.; Devaprabhakara, D.; Chandrasekaran, S. *J. Organomet. Chem.* **1978**, 162, C9; Parish, E.J.; Parish, S.; Honda, H. *Synth. Commun.* **1990**, 20, 3265.

⁶⁶⁶Brown, H.C.; Kulkarni, S.U.; Rao, C.G.; Patil, V.D. *Tetrahedron* **1986**, 42, 5515.

⁶⁶⁷Soderquist, J.A.; Martinez, J.; Oyola, Y.; Kock, I. *Tetrahedron Lett.* **2004**, 45, 5541.

⁶⁶⁸See Shapland, P.; Vedejs, E. *J. Org. Chem.* **2004**, 69, 4094.

⁶⁶⁹See, for example, Brown, H.C.; Unni, M.K. *J. Am. Chem. Soc.* **1968**, 90, 2902; Brown, H.C.; Gallivan, Jr., R.M. *J. Am. Chem. Soc.* **1968**, 90, 2906; Brown, H.C.; Sharp, R.L. *J. Am. Chem. Soc.* **1968**, 90, 2915.

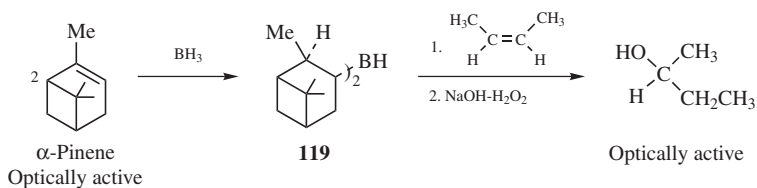
⁶⁷⁰Singaram, B.; Rangaishenvi, M.V.; Brown, H.C.; Goralski, C.T.; Hasha, D.L. *J. Org. Chem.* **1991**, 56, 1543.

⁶⁷¹Goralski, C.T.; Hasha, D.L.; Nicholson, L.W.; Singaram, B. *Tetrahedron Lett.* **1994**, 35, 5165.

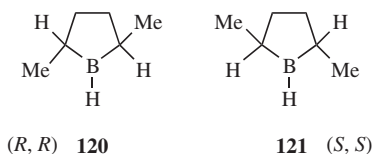
⁶⁷²Brown, H.C.; Khire, U.R.; Racherla, U.S. *Tetrahedron Lett.* **1993**, 34, 15.

⁶⁷³Brown, H.C.; Vara Prasad, J.V.N. *J. Am. Chem. Soc.* **1986**, 108, 2049.

can be prepared. Alcohols with moderate-to-excellent enantioselectivities have been



obtained in this way.⁶⁷⁴ However, **119** does not give good results with even moderately hindered alkenes; a better reagent for these compounds is isopinocampheylborane⁶⁷⁵ although optical yields are lower. Limonylborane,⁶⁷⁶ 2- and 4-dicaranylboranes,⁶⁷⁷ a myrtanylborane,⁶⁷⁸ and dilongifolyborane⁶⁷⁹ have also been used. Other new asymmetric boranes have also been developed. The chiral cyclic boranes *trans*-2,15-dimethylborolanes (**51** and **52**) also add enantioselectively to alkenes (except



alkenes of the form $\text{RR}'\text{C}=\text{CH}_2$) to give boranes of high optical purity.⁶⁸⁰ When chiral boranes are added to trisubstituted alkenes of the form $\text{RR}'\text{C}=\text{CHR}''$, two new chiral centers are created, and, with **120** or **121**, only one of the four possible diastereomers is predominantly produced, in yields $> 90\%$.⁶⁸⁰ This has been called *double-asymmetric synthesis*.⁶⁸¹ An alternative asymmetric synthesis of alcohols involves the reaction of catechol borane with an alkene in the presence

⁶⁷⁴For reviews of enantioselective syntheses with organoboranes, see Brown, H.C.; Singaram, B. *Acc. Chem. Res.* **1988**, *21*, 287; Srebnik, M.; Ramachandran, P.V. *Aldrichimica Acta* **1987**, *20*, 9; Brown, H.C.; Jadhav, P.K.; Singaram, B. *Mod. Synth. Methods*, **1986**, *4*, 307; Matteson, D.S. *Synthesis* **1986**, 973; Brown, H.C.; Jadhav, P.K., in Morrison, J.D. *Asymmetric Synthesis* Vol. 2, Academic Press, NY, **1983**, pp. 1–43. For a study of electronic effects, see Garner, C.M.; Chiang, S.; Nething, M.; Monestel, R. *Tetrahedron Lett.* **2002**, *43*, 8339.

⁶⁷⁵Brown, H.C.; Jadhav, P.K.; Mandal, A.K. *J. Org. Chem.* **1982**, *47*, 5074. See also, Brown, H.C.; Weissman, S.A.; Perumal, P.T.; Dhokte, U.P. *J. Org. Chem.* **1990**, *55*, 1217. For an improved method, see Brown, H.C.; Singaram, B. *J. Am. Chem. Soc.* **1984**, *106*, 1797; Brown, H.C.; Gupta, A.K.; Vara Prasad, J.V.N. *Bull. Chem. Soc. Jpn.* **1988**, *61*, 93. For the crystal structure of this adduct, see Soderquist, J.A.; Hwang-Lee, S.; Barnes, C.L. *Tetrahedron Lett.* **1988**, *29*, 3385.

⁶⁷⁶Jadhav, P.K.; Kulkarni, S.U. *Heterocycles* **1982**, *18*, 169.

⁶⁷⁷Brown, H.C.; Vara Prasad, J.V.N.; Zaidlewicz, M. *J. Org. Chem.* **1988**, *53*, 2911.

⁶⁷⁸Kiesgen de Richter, R.; Bonato, M.; Follet, M.; Kamenka, J. *J. Org. Chem.* **1990**, *55*, 2855.

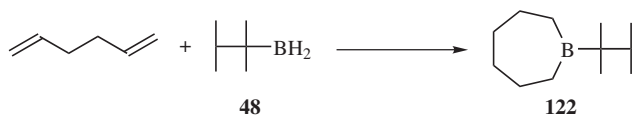
⁶⁷⁹Jadhav, P.K.; Brown, H.C. *J. Org. Chem.* **1981**, *46*, 2988.

⁶⁸⁰Masamune, S.; Kim, B.M.; Petersen, J.S.; Sato, T.; Veenstra, J.S.; Imai, T. *J. Am. Chem. Soc.* **1985**, *107*, 4549.

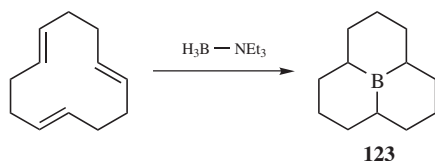
⁶⁸¹For another enantioselective hydroboration method, see p. 1082.

of a chiral rhodium catalyst, giving the alcohol enantioselectivity after the usual oxidation.⁶⁸²

The double bonds in a conjugated diene are hydroborated separately, that is, there is no 1,4-addition. However, it is not easy to hydroborate just one of a conjugated system, since conjugated double bonds are less reactive than isolated ones. Thexylborane⁶⁴¹ (**117**) is particularly useful for achieving the cyclic hydroboration of dienes, conjugated or nonconjugated, as in the formation of **122**.⁶⁸³



Rings of five, six, or seven members can be formed in this way. Similar cyclization can also be accomplished with other monoalkylboranes and, in some instances, with BH_3 itself.⁶⁸⁴ One example is the formation of 9-BBN, shown above. Another is conversion of 1,5,9-cyclododecatriene to perhydro-9*b*-boraphenalene, **123**.⁶⁸⁵ If a diene is treated with a diaminoborane and a samarium catalyst, oxidation leads to a carbocyclic ring with a pendant hydroxymethyl group.⁶⁸⁶



Triple bonds⁶⁸⁷ can be monohydroborated to give vinylic boranes, which can be reduced with carboxylic acids to cis-alkenes or oxidized and hydrolyzed to aldehydes or ketones. Terminal alkynes give aldehydes by this method, in contrast to the mercuric or acid-catalyzed addition of water discussed at **15-4**. However, terminal alkynes give vinylic boranes⁶⁸⁸ (and hence aldehydes) only when treated with a hindered borane, such as **116**, **117**, or catecholborane (p. 820),⁶⁸⁹ or with $\text{BHB}r_2\text{-SMe}_2$.⁶⁹⁰ The reaction between terminal alkynes and BH_3 produces

⁶⁸²Demay, S.; Volant, F.; Knochel, P. *Angew. Chem. Int. Ed.* **2001**, *40*, 1235.

⁶⁸³Brown, H.C.; Negishi, E. *J. Am. Chem. Soc.* **1972**, *94*, 3567.

⁶⁸⁴For a review of cyclic hydroboration, see Brown, H.C.; Negishi, E. *Tetrahedron* **1977**, *33*, 2331. See also, Brown, H.C.; Pai, G.G.; Naik, R.G. *J. Org. Chem.* **1984**, *49*, 1072.

⁶⁸⁵Rotermund, G.W.; Köster, R. *Liebigs Ann. Chem.* **1965**, *686*, 153; Brown, H.C.; Negishi, E.; Dickason, W.C. *J. Org. Chem.* **1985**, *50*, 520.

⁶⁸⁶Molander, G.A.; Pfeiffer, D. *Org. Lett.* **2001**, *3*, 361.

⁶⁸⁷For a review of hydroboration of triple bonds, see Hudrlik, P.F.; Hudrlik, A.M., in Patai, S. *The Chemistry of the Carbon-Carbon Triple Bond*, pt. 1, Wiley, NY, **1978**, pp. 203–219.

⁶⁸⁸For a review of the preparation and reactions of vinylic boranes, see Brown, H.C.; Campbell, Jr., J.B. *Aldrichimica Acta* **1981**, *14*, 1.

⁶⁸⁹Brown, H.C.; Gupta, S.K. *J. Am. Chem. Soc.* **1975**, *97*, 5249. For a review of catecholborane, see Lane, C.F.; Kabalka, G.W. *Tetrahedron* **1976**, *32*, 981; Garrett, C.E.; Fu, G.C. *J. Org. Chem.* **1996**, *61*, 3224.

⁶⁹⁰Brown, H.C.; Campbell Jr., J.B. *J. Org. Chem.* **1980**, *45*, 389.

1,1-dibora compounds, which can be oxidized either to primary alcohols (with NaOH-H₂O₂) or to carboxylic acids (with *m*-chloroperoxybenzoic acid).⁶⁹¹ Double bonds can be hydroborated in the presence of triple bonds if the reagent is 9-BBN.⁶⁹² On the other hand, dimesitylborane selectively hydroborates triple bonds in the presence of double bonds.⁶⁹³ Furthermore, it is often possible to hydroborate selectively one particular double bond of a nonconjugated diene.⁶⁹⁴ A triple bond can be hydroborated in the presence of a ketone, and treatment with acetic acid reduces the C≡C unit to a *cis*-alkene (see **15-12**).⁶⁹⁵ When the reagent is catecholborane, hydroboration is catalyzed by rhodium complexes,⁶⁹⁶ such as Wilkinson's catalyst,⁶⁹⁷ by SmI₂,⁶⁹⁸ or lanthanide reagents.⁶⁹⁹ Enantioselective hydroboration-oxidation has been achieved by the use of optically active rhodium complexes.⁷⁰⁰

A chain extension variation involved the reaction of styrene with catecholborane and then Me₃SiCHN₂.⁷⁰¹ Subsequent oxidation with NaOH/H₂O₂ and the reaction with Bu₄NF gave 3-phenyl-1-propanol.

An unusual extension of hydroboration involves remote C-H activation. Aryl alkenes are treated with borane and then oxidized in the usual manner. The product is a phenol and a hydroxymethyl group (Ph-C=C-CH₃ → *o*-Ph-CH-CH-CH₂OH).⁷⁰²

OS VI, 719, 852, 919, 943; VII, 164, 339, 402, 427; VIII, 532.

15-17 Other Hydrometalation

Hydro-metallo-addition



Metal hydrides of Groups 13 (III A) and 14 (IV B) of the periodic table (e.g., AlH₃, GaH₃) as well as many of their alkyl and aryl derivatives (e.g., R₂AlH,

⁶⁹¹Zweifel, G.; Arzoumanian, H. *J. Am. Chem. Soc.* **1967**, 89, 291.

⁶⁹²Brown, H.C.; Coleman, R.A. *J. Org. Chem.* **1979**, 44, 2328.

⁶⁹³Pelter, A.; Singaram, S.; Brown, H.C. *Tetrahedron Lett.* **1983**, 24, 1433.

⁶⁹⁴For a list of references, see Gautam, V.K.; Singh, J.; Dhillon, R.S. *J. Org. Chem.* **1988**, 53, 187. See also, Suzuki, A.; Dhillon, R.S. *Top. Curr. Chem.* **1986**, 130, 23.

⁶⁹⁵Kabalka, G.W.; Yu, S.; Li, N.-S. *Tetrahedron Lett.* **1997**, 38, 7681.

⁶⁹⁶Burgess, K.; van der Donk, W.A.; Westcott, S.A.; Marder, T.B.; Baker, R.T.; Calabrese, J.C. *J. Am. Chem. Soc.* **1992**, 114, 9350; Westcott, S.A.; Blom, H.P.; Marder, T.B.; Baker, R.T. *J. Am. Chem. Soc.* **1992**, 114, 8863; Evans, D.A.; Fu, G.C.; Hoveyda, A.H. *J. Am. Chem. Soc.* **1992**, 114, 6671.

⁶⁹⁷Männig, D.; Nöth, H. *Angew. Chem. Int. Ed.* **1985**, 24, 878. For a review, see Burgess, K.; Ohlmeyer, M.J. *Chem. Rev.* **1991**, 91, 1179.

⁶⁹⁸Evans, D.A.; Muci, A.R.; Stürmer, R. *J. Org. Chem.* **1993**, 58, 5307.

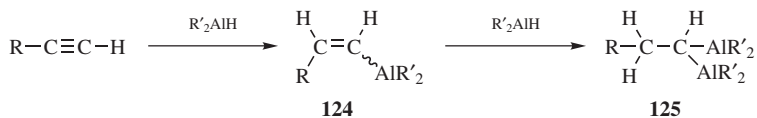
⁶⁹⁹Harrison, K.N.; Marks, T.J. *J. Am. Chem. Soc.* **1992**, 114, 9220.

⁷⁰⁰Burgess, K.; Ohlmeyer, M.J. *J. Org. Chem.* **1988**, 53, 5178; Hayashi, T.; Matsumoto, Y.; Ito, Y. *J. Am. Chem. Soc.* **1989**, 111, 3426; Sato, M.; Miyaura, N.; Suzuki, A. *Tetrahedron Lett.* **1990**, 31, 231; Brown, J.M.; Lloyd-Jones, G.C. *Tetrahedron: Asymmetry* **1990**, 1, 869.

⁷⁰¹Goddard, J.-P.; LeGall, T.; Mioskowski, C. *Org. Lett.* **2000**, 2, 1455.

⁷⁰²Varela, J.A.; Peña, D.; Goldfuss, B.; Polborn, K.; Knochel, P. *Org. Lett.* **2001**, 3, 2395.

Ar_3SnH) add to double bonds to give organometallic compounds.⁷⁰³ The hydroboration reaction (15-16) is the most important example, but other important metals in this reaction are aluminum,⁷⁰⁴ tin,⁷⁰⁵ and zirconium⁷⁰⁶ [a Group 4 (IV B) metal]. Some of these reactions are uncatalyzed, but in other cases various types of catalyst have been used.⁷⁰⁷ Hydrozirconation is most commonly carried out with Cp_2ZrHCl (Cp = cyclopentadienyl),⁷⁰⁸ known as *Schwartz's reagent*. The mechanism with Group 13 (III A) hydrides seems to be electrophilic (or four-centered pericyclic with some electrophilic characteristics) while with Group 14 (IV A) hydrides a mechanism involving free radicals seems more likely. Dialkylmagnesium reagents have been obtained by adding MgH_2 to double bonds.⁷⁰⁹ With Grignard reagents such as RMgX , the Grignard reagent can be added to an alkene $\text{R}'\text{CH}=\text{CH}_2$ to give $\text{R}'\text{CH}_2\text{CH}_2\text{MgX}$, with TiCl_4 as a catalyst.⁷¹⁰ With some reagents triple bonds⁷¹¹ can add 1 or 2 equivalents, to give 124 or 125.⁷¹²



⁷⁰³Negishi, E. *Adv. Met.-Org. Chem.* **1989**, *1*, 177; Eisch, J.J. *The Chemistry of Organometallic Compounds*; Macmillan, NY, **1967**, pp. 107–111. See also, Eisch, J.J.; Fichter, K.C. *J. Organomet. Chem.* **1983**, *250*, 63.

⁷⁰⁴For reviews of organoaluminums in organic synthesis, see Dzhemilev, U.M.; Vostrikova, O.S.; Tolstikov, G.A. *Russ. Chem. Rev.* **1990**, *59*, 1157; Maruoka, K.; Yamamoto, H. *Tetrahedron* **1988**, *44*, 5001.

⁷⁰⁵For a review with respect to Al, Si, and Sn, see Negishi, E. *Organometallics in Organic Synthesis*, Vol. 1, Wiley, NY, **1980**, pp. 45–48, 357–363, 406–412. For reviews of hydrosilylation, see Ojima, I. in Patai, S.; Rappoport, Z. *The Chemistry of Organic Silicon Compounds*, pt. 2, Wiley, NY, **1989**, pp. 1479–1526; Alberti, A.; Pedulli, G.F. *Rev. Chem. Intermed.* **1987**, *8*, 207; Speier, J.L. *Adv. Organomet. Chem.* **1979**, *17*, 407; Andrianov, K.A.; Souček, J.; Khananashvili, L.M. *Russ. Chem. Rev.* **1979**, *48*, 657.

⁷⁰⁶For reviews of hydrozirconation, and the uses of organozirconium compounds, see Negishi, E.; Takahashi, T. *Synthesis* **1988**, *1*; Dzhemilev, U.M.; Vostrikova, O.S.; Tolstikov, G.A. *J. Organomet. Chem.* **1986**, *304*, 17; Schwartz, J.; Labinger, J.A. *Angew. Chem. Int. Ed.* **1976**, *15*, 333. Also see Hoveyda, A.H.; Morken, J.P. *J. Org. Chem.* **1993**, *58*, 4237.

⁷⁰⁷See, for example, Oertle, K.; Wetter, H. *Tetrahedron Lett.* **1985**, *26*, 5511; Randolph, C.L.; Wrighton, M.S. *J. Am. Chem. Soc.* **1986**, *108*, 3366; Maruoka, K.; Sano, H.; Shinoda, K.; Nakai, S.; Yamamoto, H. *J. Am. Chem. Soc.* **1986**, *108*, 6036; Miyake, H.; Yamamura, H. *Chem. Lett.* **1989**, 981; Doyle, M.P.; High, K.G.; Nesloney, C.L.; Clayton, Jr., T.W.; Lin, J. *Organometallics* **1991**, *10*, 1225.

⁷⁰⁸For a method of preparing this reagent (which is also available commercially), see Buchwald, S.L.; LaMaire, S.J.; Nielsen, R.B.; Watson, B.T.; King, S.M. *Tetrahedron Lett.* **1987**, *28*, 3895. It can also be generated *in situ*: Lipshutz, B.H.; Keil, R.; Ellsworth, E.L. *Tetrahedron Lett.* **1990**, *31*, 7257.

⁷⁰⁹For a review, see Bogdanović, B. *Angew. Chem. Int. Ed.* **1985**, *24*, 262.

⁷¹⁰For a review, see Sato, F. *J. Organomet. Chem.* **1985**, *285*, 53–64. For another catalyst, see Hoveyda, A.H.; Xu, Z. *J. Am. Chem. Soc.* **1991**, *113*, 5079.

⁷¹¹For a review of the hydrometalation of triple bonds, see Hudrlik, P.F.; Hudrlik, A.M., in Patai, S. *The Chemistry of the Carbon-Carbon Triple Bond*, pt. 1, Wiley, NY, **1978**, pp. 219–232.

⁷¹²Wilke, G.; Müller, H. *Liebigs Ann. Chem.* **1960**, *629*, 222; Eisch, J.J.; Kaska, W.C. *J. Am. Chem. Soc.* **1966**, *88*, 2213; Eisch, J.J.; Rhee, S. *Liebigs Ann. Chem.* **1975**, 565.

When 2 equivalents are added, electrophilic addition generally gives 1,1-dimetallic products **125** (as with hydroboration), while free-radical addition usually gives the 1,2-dimetallic products.

OS **VII**, 456; **VIII**, 268, 295, 507; **80**, 104. See also, OS **VIII**, 277, 381.



G. Carbon or Silicon on the Other Side

15-18 Addition of Alkanes

Hydro-alkyl-addition



There are two important ways of adding alkanes to alkenes: the thermal and the acid-catalysis method.⁷¹³ Both give chiefly mixtures, and neither is useful for the preparation of relatively pure compounds in reasonable yields. However, both are useful industrially. In the thermal method the reactants are heated to high temperatures (~500°C) at high pressures (150–300 atm) without a catalyst. As an example, propane and ethylene gave 55.5% isopentane, 7.3% hexanes, 10.1% heptanes, and 7.4% alkenes.⁷¹⁴ The mechanism is undoubtedly of a free-radical type and can be illustrated by one possible sequence in the reaction between propane and ethylene:



There is kinetic evidence that the initiation takes place primarily by steps like 1, which are called *symproportionation* steps⁷¹⁵ (the opposite of disproportionation, p. 280).

In the acid-catalysis method, a proton or Lewis acid is used as the catalyst and the reaction is carried out at temperatures between –30 and 100°C. This is a Friedel–Crafts process with a carbocation mechanism⁷¹⁶ (illustrated for a proton

⁷¹³For reviews, see Shuikin, N.I.; Lebedev, B.L. *Russ. Chem. Rev.* **1966**, 35, 448; Schmerling, L., in Olah, G.A. *Friedel–Crafts and Related Reactions*, Vol. 2, Wiley, NY, **1964**, pp. 1075–1111, 1121–1122.

⁷¹⁴Frey, E.J.; Hepp, H.J. *Ind. Eng. Chem.* **1936**, 28, 1439.

⁷¹⁵Metzger, J.O. *Angew. Chem. Int. Ed.* **1983**, 22, 889; Hartmanns, J.; Klenke, K.; Metzger, J.O. *Chem. Ber.* **1986**, 119, 488.

⁷¹⁶For a review, see Mayr, H. *Angew. Chem. Int. Ed.* **1990**, 29, 1371.

Conjugated dienes give 1,4-addition.⁷²⁴ This reaction has also been performed with salts of carboxylic acids in what amounts to a method of alkylation of carboxylic acids⁷²⁵ (see also, **10-59**).

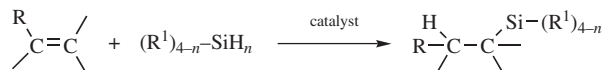


There are transition-metal catalyzed addition reaction of alkyl units to alkenes,⁷²⁶ often proceeding with metal hydride elimination to form an alkene. An intramolecular cyclization reaction of an *N*-pyrrolidino amide alkene was reported using an iridium catalyst for addition of the carbon α to nitrogen to the alkene unit.⁷²⁷

OS I, 229; IV, 665; VII, 479.

15-19 Addition of Silanes

Silyl-hydro-addition



Although silanes bearing at least one Si-H unit do not generally react with alkenes or alkynes, in the presence of certain catalyst addition occurs to give the corresponding alkyl or vinyl silane. The reaction of an alkene with an yttrium,⁷²⁸ ruthenium,⁷²⁹ rhodium,⁷³⁰ palladium,⁷³¹ lanthanum,⁷³² platinum⁷³³, or samarium⁷³⁴ catalyst addition occurs with high anti-Markovnikov selectivity. Silanes add to dienes with a palladium catalyst, and asymmetric induction is achieved by using a binaphthyl additive.⁷³⁵ Alkenes react with Li-(0) and *t*-Bu₂SiCl₂ to give a three-membered ring silane.⁷³⁶ In the presence of BEt₃, silanes add to alkynes to give the corresponding vinyl silane⁷³⁷ or to alkenes to give the alkylsilane, with

⁷²⁴Eberhardt, G.G.; Peterson, H.J. *J. Org. Chem.* **1965**, *30*, 82; Pines, H.; Stalick, W.M. *Tetrahedron Lett.* **1968**, 3723.

⁷²⁵Schmerling, L.; Toekelt, W.G. *J. Am. Chem. Soc.* **1962**, *84*, 3694.

⁷²⁶Kakiuchi, F.; Murai, S. *Acc. Chem. Res.* **2002**, *35*, 826.

⁷²⁷DeBoef, B.; Pastine, S.J.; Sames, D. *J. Am. Chem. Soc.* **2004**, *126*, 6556.

⁷²⁸Molander, G.A.; Julius, M. *J. Org. Chem.* **1992**, *57*, 6347.

⁷²⁹Glaser, P.B.; Tilley, T.D. *J. Am. Chem. Soc.* **2003**, *125*, 13640.

⁷³⁰Itami, K.; Mitsudo, K.; Nishino, A.; Yoshida, J.-i. *J. Org. Chem.* **2002**, *67*, 2645; Tsuchiya, Y.; Uchimura, H.; Kobayashi, K.; Nishiyama, H. *Synlett* **2004**, 2099.

⁷³¹Motoda, D.; Shinokubo, H.; Oshima, K. *Synlett* **2002**, 1529.

⁷³²Takaki, K.; Sonoda, K.; Kousaka, T.; Koshiji, G.; Shishido, T.; Takehira, K. *Tetrahedron Lett.* **2001**, *42*, 9211.

⁷³³Perales, J.B.; van Vranken, D.L. *J. Org. Chem.* **2001**, *66*, 7270; Sabourault, N.; Mignani, G.; Wagner, A.; Mioskowski, C. *Org. Lett.* **2002**, *4*, 2117.

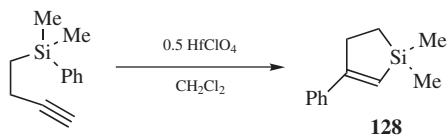
⁷³⁴Hou, Z.; Zhang, Y.; Tardif, O.; Wakatsuki, Y. *J. Am. Chem. Soc.* **2001**, *123*, 9216.

⁷³⁵Hatanaka, Y.; Goda, K.; Yamashita, F.; Hiyama, T. *Tetrahedron Lett.* **1994**, *35*, 7981.

⁷³⁶Driver, T.G.; Franz, A.K.; Woerpel, K.A. *J. Am. Chem. Soc.* **2002**, *124*, 6524.

⁷³⁷Miura, K.; Oshima, K.; Utimoto, K. *Bull. Chem. Soc. Jpn.* **1993**, *66*, 2356.

anti-Markovnikov selectivity.⁷³⁸ Similar selectivity was observed when a silylated zinc reagent was added to a terminal alkyne.⁷³⁹ Silanes add to alkynes to give a vinyl silane using Cp_2TiCl_2 -*n*-butyllithium.⁷⁴⁰ Siloxanes such as $(\text{RO})_3\text{SiH}$ add to alkynes with a ruthenium catalyst to give the corresponding vinyl silane.⁷⁴¹ The reaction of Cl_2MeSiH and terminal alkynes, in ethanol–triethylamine with a ruthenium catalyst, to give primarily the Markovnikov vinyl silane.⁷⁴² However, Et_3SiH adds to terminal alkynes with a rhodium⁷⁴³ or a platinum⁷⁴⁴ catalyst to give the anti-Markovnikov vinyl silane. Using 0.5 equivalent of HfClO_4 with alkynes bearing a dimethylphenylsilyl unit gave a cyclic vinyl silane with transfer of the phenyl group to carbon (see **128**).⁷⁴⁵ Dienes react with zirconium compounds and silanes to produce cyclic compounds in which the silyl group has also added to one $\text{C}=\text{C}$ unit.⁷⁴⁶ With an yttrium catalyst, PhSiH_3 reacts with nonconjugated dienes to give cyclic alkenes with a pendant $\text{CH}_2\text{SiH}_2\text{Ph}$ group.⁷⁴⁷ Rhodium compounds allow silanes to add to enamides to give the α -silylamide.⁷⁴⁸ Allylsilanes add to certain allylic alcohols in the presence of Me_3SiOTf , via a $\text{S}_{\text{N}}2'$ -like reaction, to give dienes.⁷⁴⁹ Note that silanes open cyclopropane rings in the presence of 20% AlCl_3 to give the alkylsilane.⁷⁵⁰ Formation of silanes via reaction with alkenes can be followed by reaction with fluoride ion and then oxidation to give an alcohol⁷⁵¹ (see **10-16**).



Silanes also add to alkenes under radical conditions (using AIBN) with high anti-Markovnikov selectivity.⁷⁵² An alternative route to alkylsilanes reacted an alkene with lithium metal in the presence of 3 equivalents of chlorotrimethylsilane, giving bis-1,2-trimethylsilyl compounds after treatment with water.⁷⁵³ Silanes also

⁷³⁸Rubin, M.; Schwier, T.; Gevorgyan, V. *J. Org. Chem.* **2002**, *67*, 1936.

⁷³⁹Nakamura, S.; Uchiyama, M.; Ohwada, T. *J. Am. Chem. Soc.* **2004**, *126*, 11146.

⁷⁴⁰Takahashi, T.; Bao, F.; Gao, G.; Ogasawara, M. *Org. Lett.* **2003**, *5*, 3479.

⁷⁴¹Trost, B.M.; Ball, Z.T. *J. Am. Chem. Soc.* **2001**, *123*, 12726.

⁷⁴²Kawanami, Y.; Sonoda, Y.; Mori, T.; Yamamoto, K. *Org. Lett.* **2002**, *4*, 2825.

⁷⁴³Sato, A.; Kinoshita, H.; Shinokubo, H.; Oshima, K. *Org. Lett.* **2004**, *6*, 2217.

⁷⁴⁴Wu, W.; Li, C.-J. *Chem. Commun.* **2003**, 1668.

⁷⁴⁵Asao, N.; Shimada, T.; Shimada, T.; Yamamoto, Y. *J. Am. Chem. Soc.* **2001**, *123*, 10899. See also, Sudo, T.; Asao, N.; Yamamoto, Y. *J. Org. Chem.* **2000**, *65*, 8919.

⁷⁴⁶Molander, G.A.; Corrette, C.P. *Tetrahedron Lett.* **1998**, *39*, 5011.

⁷⁴⁷Muci, A.R.; Bercaw, J.E. *Tetrahedron Lett.* **2000**, *41*, 7609.

⁷⁴⁸Murai, T.; Oda, T.; Kimura, F.; Onishi, H.; Kanda, T.; Kato, S. *J. Chem. Soc., Chem. Commun.* **1994**, 2143.

⁷⁴⁹Toshima, K.; Ishizuka, T.; Matsuo, G.; Nakata, M. *Tetrahedron Lett.* **1994**, *35*, 5673.

⁷⁵⁰Nagahara, S.; Yamakawa, T.; Yamamoto, H. *Tetrahedron Lett.* **2001**, *42*, 5057.

⁷⁵¹Jensen, J.F.; Svendsen, B.H.; la Cour, T.V.; Pedersen, H.L.; Johannsen, M. *J. Am. Chem. Soc.* **2002**, *124*, 4558.

⁷⁵²Kopping, B.; Chatgililoglu, C.; Zehnder, M.; Giese, B. *J. Org. Chem.* **1992**, *57*, 3994.

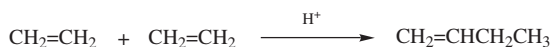
⁷⁵³Yus, M.; Martínez, P.; Guijarro, D. *Tetrahedron* **2001**, *57*, 10119.

add to alkenes to form anti-Markovnikov alkylsilane ($R_3Si-C-C-R'$) in the presence of a hyponitrite.⁷⁵⁴

Vinyl silanes add to conjugated carbonyl compounds in the presence of a ruthenium catalyst,⁷⁵⁵ or to acrylonitriles with a cobalt catalyst.⁷⁵⁶ Silyl phosphines react with conjugated ynone directly to give an enone with an α -trimethylsilyl and a β -phosphine group.⁷⁵⁷ Siloxanes of the type $(RO)_3SiH$ add to the α -carbon of enamines in the presence of a dirhodium catalyst.⁷⁵⁸ The uncatalyzed reaction of trimethylsilyl cyanide and ynamines, however, gave an enamine with a β -trimethylsilyl and an α -cyano group.⁷⁵⁹

15-20 Addition of Alkenes and/or Alkynes to Alkenes and/or Alkynes

Hydro-alkenyl-addition



With certain substrates, alkenes can be dimerized by acid catalysts, so that the product is a dimer that contains one double bond.⁷⁶⁰ A combination of zinc and a $CoCl_2$ catalyst accomplished the same type of coupling.⁷⁶¹ One alkene adds to another in the presence of a nickel catalyst.⁷⁶² Coupling conjugated alkenes with vinyl esters to give a functionalized conjugated diene is known, using a complex palladium–vanadium catalyst in an oxygen atmosphere.⁷⁶³ This reaction is more often carried out internally, as in the formation of cyclohexene **129**. A palladium catalyzed cyclization is known, in which dienes are converted to cyclopentene derivatives such as **130**.⁷⁶⁴ Ring-forming reactions with heterocyclic compounds such as indoles are known using $PtCl_2$.⁷⁶⁵ A ruthenium catalyzed version of this reaction gave the five-membered ring with an exocyclic double bond.⁷⁶⁶ Carbocyclization of an alkene unit to another alkene unit was reported

⁷⁵⁴Dang, H.-S.; Roberts, B.P. *Tetrahedron Lett.* **1995**, 36, 2875.

⁷⁵⁵Kakiuchi, F.; Tanaka, Y.; Sato, T.; Chatani, N.; Murai, S. *Chem. Lett.* **1995**, 679; Trost, B.M.; Imi, K.; Davies, I.W. *J. Am. Chem. Soc.* **1995**, 117, 5371.

⁷⁵⁶Tayama, O.; Iwahama, T.; Sakaguchi, S.; Ishii, Y. *Eur. J. Org. Chem.* **2003**, 2286.

⁷⁵⁷Reisser, M.; Maier, A.; Maas, G. *Synlett* **2002**, 1459.

⁷⁵⁸Hewitt, G.W.; Somers, J.J.; Sieburth, S.Mc.N. *Tetrahedron Lett.* **2000**, 41, 10175.

⁷⁵⁹Lukashev, N.V.; Kazantsev, A.V.; Borisenko, A.A.; Beletskaya, I.P. *Tetrahedron* **2001**, 57, 10309.

⁷⁶⁰For a review, see Onsager, O.; Johansen, J.E., in Hartley, F.R.; Patai, S. *The Chemistry of the Metal-Carbon Bond*, Vol. 3, Wiley, NY, **1985**, pp. 205–257.

⁷⁶¹Wang, C.-C.; Lin, P.-S.; Cheng, C.-H. *Tetrahedron Lett.* **2004**, 45, 6203.

⁷⁶²RajanBabu, T.V.; Nomura, N.; Jin, J.; Nandi, M.; Park, H.; Sun, X. *J. Org. Chem.* **2003**, 68, 8431.

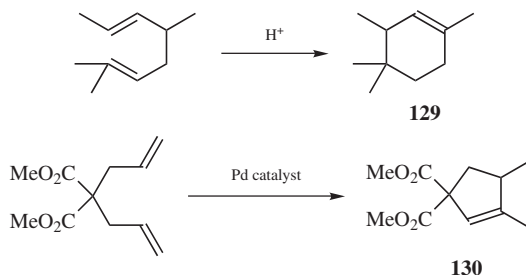
⁷⁶³Hatamoto, Y.; Sakaguchi, S.; Ishii, Y. *Org. Lett.* **2004**, 6, 4623.

⁷⁶⁴Kisanga, P.; Goj, L.A.; Widenhoefer, R.A. *J. Org. Chem.* **2001**, 66, 635.

⁷⁶⁵Liu, C.; Han, X.; Wang, X.; Widenhoefer, R.A. *J. Am. Chem. Soc.* **2004**, 126, 3700.

⁷⁶⁶Yamamoto, Y.; Nakagai, Y.-i.; Ohkoshi, N.; Itoh, K. *J. Am. Chem. Soc.* **2001**, 123, 6372; Mori, M.; Saito, N.; Tanaka, D.; Takimoto, M.; Sato, Y. *J. Am. Chem. Soc.* **2003**, 125, 5606; Michaut, M.; Santelli, M.; Parrain, J.-L. *Tetrahedron Lett.* **2003**, 44, 2157.

using an yttrium catalyst,⁷⁶⁷ or a titanium catalyst.⁷⁶⁸ In some cases, internal coupling of two alkenes can form larger rings.⁷⁶⁹ Variations include treatment of similar dienes with $\text{HSiMe}_2\text{OSiMe}_3$ and KF -acetic acid to give a cyclopentane with a pendant trimethylsilylmethyl group trans to a methyl.⁷⁷⁰ Exo-dig carbocyclization was reported using HfCl_4 ⁷⁷¹ palladium,⁷⁷² or titanium,⁷⁷³ catalysts. Alkynes also add to alkenes to form rings in the presence of a palladium,⁷⁷⁴ rhodium,⁷⁷⁵ ruthenium,⁷⁷⁶ iridium,⁷⁷⁷ or a zirconium catalyst.⁷⁷⁸ Alkene allene substrates were cyclized to form cyclic products with an exocyclic double bond using a palladium catalyst.⁷⁷⁹ An interesting variation adds a silyl enol ether to an alkyne using GaCl_3 to give an unconjugated ketone ($\text{O}=\text{C}-\text{C}-\text{C}=\text{C}$).⁷⁸⁰ Alkenes and alkynes can also add to each other to give cyclic products in other ways (see 15-63 and 15-65).



Processes of this kind are important in the biosynthesis of steroids and tetra- and pentacyclic terpenes. For example, squalene 2,3-oxide is converted by enzymatic

⁷⁶⁷Molander, G.A.; Dowdy, E.D.; Schumann, H. *J. Org. Chem.* **1998**, *63*, 3386.

⁷⁶⁸Okamoto, S.; Livinghouse, T. *J. Am. Chem. Soc.* **2000**, *122*, 1223. See Hart, D.J.; Bennett, C.E. *Org. Lett.* **2003**, *5*, 1499.

⁷⁶⁹Toyota, M.; Majo, V.J.; Ihara, M. *Tetrahedron Lett.* **2001**, *42*, 1555.

⁷⁷⁰Pei, T.; Widenhoefer, R.A. *J. Org. Chem.* **2001**, *66*, 7639.

⁷⁷¹Imamura, K.-i.; Yoshikawa, E.; Gevorgyan, V.; Yamamoto, Y. *J. Am. Chem. Soc.* **1998**, *120*, 5339.

⁷⁷²Xie, X.; Lu, X. *Synlett* **2000**, 707.

⁷⁷³Berk, S.C.; Grossman, R.B.; Buchwald, S.L. *J. Am. Chem. Soc.* **1994**, *116*, 8593; *J. Am. Chem. Soc.* **1993**, *115*, 4912.

⁷⁷⁴Galland, J.-C.; Savignac, M.; Genêt, J.-P. *Tetrahedron Lett.* **1997**, *38*, 8695; Widenhoefer, R.A.; Perch, N.S. *Org. Lett.* **1999**, *1*, 1103.

⁷⁷⁵Wender, P.A.; Dyckman, A.J. *Org. Lett.* **1999**, *1*, 2089; Cao, P.; Wang, B.; Zhang, X. *J. Am. Chem. Soc.* **2000**, *122*, 6490; Cao, P.; Zhang, X. *Angew. Chem. Int. Ed.* **2000**, *39*, 4104.

⁷⁷⁶Fernández-Rivas, C.; Méndez, M.; Echavarren, A.M. *J. Am. Chem. Soc.* **2000**, *122*, 1221; Fürstner, A.; Ackermann, L. *Chem. Commun.* **1999**, 95.

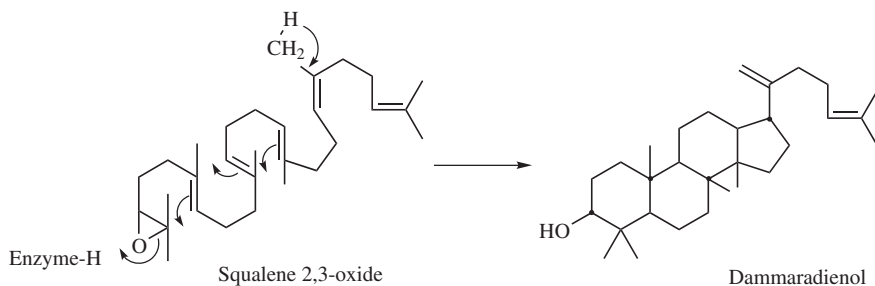
⁷⁷⁷Chatani, N.; Inoue, H.; Morimoto, T.; Muto, T.; Murai, S. *J. Org. Chem.* **2001**, *66*, 4433.

⁷⁷⁸Miura, K.; Funatsu, M.; Saito, H.; Ito, H.; Hosomi, A. *Tetrahedron Lett.* **1996**, *37*, 9059; Kemp, M.I.; Whitby, R.J.; Coote, S.J. *Synlett* **1994**, 451; Wischmeyer, U.; Knight, K.S.; Waymouth, R.M. *Tetrahedron Lett.* **1992**, *33*, 7735. Also see Maye, J.P.; Negishi, E. *Tetrahedron Lett.* **1993**, *34*, 3359.

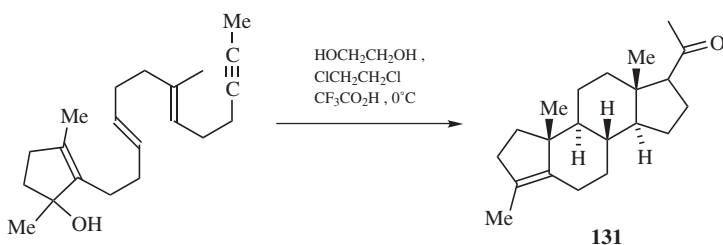
⁷⁷⁹Iodobenzene was added and a phenyl substituent was incorporated in the product. See Ohno, H.; Takeoka, Y.; Kadoh, Y.; Miyamura, K.; Tanaka, T. *J. Org. Chem.* **2004**, *69*, 4541.

⁷⁸⁰Yamaguchi, M.; Tsukagoshi, T.; Arisawa, M. *J. Am. Chem. Soc.* **1999**, *121*, 4074.

catalysis to dammaradienol.



The squalene \rightarrow lanosterol biosynthesis (which is a key step in the biosynthesis of cholesterol) is similar. The idea that the biosynthesis of such compounds involves this type of multiple ring closing was proposed in 1955 and is known as the *Stork–Eschenmoser hypothesis*.⁷⁸¹ Such reactions can also be carried out in the laboratory, without enzymes.⁷⁸² By putting cation-stabilizing groups at positions at which positive charges develop, Johnson and co-workers have been able to close as many as four rings stereoselectively and in high yield, in one operation.⁷⁸³ An example is formation of **131**,⁷⁸⁴ also known as the *Johnson polyene cyclization*.⁷⁸⁵



Lewis acids can be used to initiate this cyclization,⁷⁸⁶ including EtAlCl_2 used for the coupling of an alkyne and an alkene.⁷⁸⁷ Cyclization to a tricyclic systems that included formation of a dihydropyran ring was reported using mercuric

⁷⁸¹Stork, G.; Burgstahler, A.W. *J. Am. Chem. Soc.* **1955**, *77*, 5068; Eschenmoser, A.; Ruzicka, L.; Jeger, O.; Arigoni, D. *Helv. Chim. Acta* **1955**, *38*, 1890.

⁷⁸²For reviews, see Gnonlonfoun, N. *Bull. Soc. Chim. Fr.* **1988**, 862; Sutherland, J.K. *Chem. Soc. Rev.* **1980**, *9*, 265; Johnson, W.S. *Angew. Chem. Int. Ed.* **1976**, *15*, 9; *Bioorg. Chem.* **1976**, *5*, 51; *Acc. Chem. Res.* **1968**, *1*, 1; van Tamelen, E.E. *Acc. Chem. Res.* **1975**, *8*, 152. For a review of the stereochemical aspects, see Bartlett, P.A., in Morrison, J.D. *Asymmetric Synthesis* Vol. 3, Academic Press, NY, **1985**, pp. 341–409.

⁷⁸³Guay, D.; Johnson, W.S.; Schubert, U. *J. Org. Chem.* **1989**, *54*, 4731 and references cited therein.

⁷⁸⁴Johnson, W.S.; Gravestock, M.B.; McCarry, B.E. *J. Am. Chem. Soc.* **1971**, *93*, 4332.

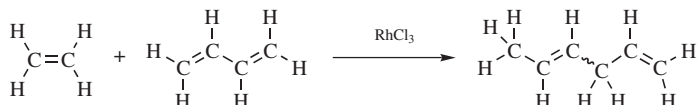
⁷⁸⁵Johnson, W.S. *Acc. Chem. Res.* **1968**, *1*, 1; Hendrickson, J.B. *The Molecules of Nature*, W.A. Benjamin, NY, **1965**, pp. 12–57; Kametani T.; Fukumoto, K. *Synthesis* **1972**, 657.

⁷⁸⁶Sen, S.E.; Roach, S.L.; Smith, S.M.; Zhang, Y.Z. *Tetrahedron Lett.* **1998**, *39*, 3969. For an asymmetric version using SnCl_4 , see Ishihara, K.; Nakamura, S.; Yamamoto, H. *J. Am. Chem. Soc.* **1999**, *121*, 4906.

⁷⁸⁷Asao, N.; Shimada, T.; Yamamoto, Y. *J. Am. Chem. Soc.* **1999**, *121*, 3797.

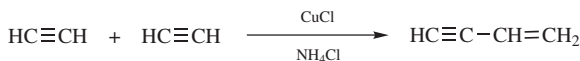
bis(trifluorosulfonate) as an initiator.⁷⁸⁸ A radical cyclization approach (15-30) to polyene cyclization using a seleno-ester anchor gave a tetracyclic system.⁷⁸⁹

The addition of alkenes to alkenes⁷⁹⁰ can also be accomplished by bases.⁷⁹¹ Coupling reactions can occur using catalyst systems⁷⁹² consisting of nickel complexes and alkylaluminum compounds (known as *Ziegler catalysts*),⁷⁹³ rhodium catalysts,⁷⁹⁴ and other transition-metal catalysts, including iron.⁷⁹⁵ The 1,4-addition of alkenes to conjugated dienes to give nonconjugated dienes⁷⁹⁶ occurs with various transition-metal catalysts.



and the dimerization of 1,3-butadienes to octatrienes.⁷⁹⁷ Ethylene adds to alkenes to form a new alkene in the presence of a nickel catalyst⁷⁹⁸ or a zirconium catalyst,⁷⁹⁹ to alkynes in the presence of a ruthenium catalyst⁸⁰⁰ to form a diene, and allenes add to alkynes to give a diene with a titanium catalyst.⁸⁰¹

In the presence of cuprous chloride and ammonium chloride, acetylene adds to another molecule of itself to give vinylacetylene.



⁷⁸⁸Gopalan, A.S.; Prieto, R.; Mueller, B.; Peters, D. *Tetrahedron Lett.* **1992**, 33, 1679.

⁷⁸⁹Chen, L.; Gill, G.B.; Pattenden, G. *Tetrahedron Lett.* **1994**, 35, 2593.

⁷⁹⁰For a review of alkene dimerization and oligomerization with all catalysts, see Fel'dblyum, V.Sh.; Obeshchalova, N.V. *Russ. Chem. Rev.* **1968**, 37, 789.

⁷⁹¹For a review, see Pines, H. *Synthesis* **1974**, 309.

⁷⁹²For reviews, see Pillai, S.M.; Ravindranathan, M.; Sivaram, S. *Chem. Rev.* **1986**, 86, 353; Jira, R.; Freiesleben, W. *Organomet. React.* **1972**, 3, 1, 117; Heck, R.F. *Organotransition Metal Chemistry*, Academic Press, NY, **1974**, pp. 84–94, 150–157; Khan, M.M.T.; Martell, A.E. *Homogeneous Catalysis by Metal Complexes*, Vol. 2, Academic Press, NY, **1974**, pp. 135–15; Rylander, P.N. *Organic Syntheses with Noble Metal Catalysts*, Academic Press, NY, **1973**, pp. 175–196; Tsuji, J. *Adv. Org. Chem.* **1969**, 6, 109, pp. 213. Also see, Kaur, G.; Manju, K.; Trehan, S. *Chem. Commun.* **1996**, 581.

⁷⁹³See, for example, Onsager, O.; Wang, H.; Blindheim, U. *Helv. Chim. Acta* **1969**, 52, 187, 230; Fischer, K.; Jonas, K.; Misbach, P.; Stabba, R.; Wilke, G. *Angew. Chem. Int. Ed.* **1973**, 12, 943.

⁷⁹⁴Cramer, R. *J. Am. Chem. Soc.* **1965**, 87, 4717; *Acc. Chem. Res.* **1968**, 1, 186; Kobayashi, Y.; Taira, S. *Tetrahedron* **1968**, 24, 5763; Takahashi, N.; Okura, I.; Keii, T. *J. Am. Chem. Soc.* **1975**, 97, 7489.

⁷⁹⁵Takacs, J.M.; Myoung, Y.C. *Tetrahedron Lett.* **1992**, 33, 317.

⁷⁹⁶Alderson, T.; Jenner, E.L.; Lindsey, Jr., R.V. *J. Am. Chem. Soc.* **1965**, 87, 5638; Hilt, G.; du Mesnil, F.-X.; Lüers, S. *Angew. Chem. Int. Ed.* **2001**, 40, 387. For a review see Su, A.C.L. *Adv. Organomet. Chem.* **1979**, 17, 269.

⁷⁹⁷See, for example, Denis, P.; Jean, A.; Croizy, J.F.; Mortreux, A.; Petit, F. *J. Am. Chem. Soc.* **1990**, 112, 1292.

⁷⁹⁸Nomura, N.; Jin, J.; Park, H.; RajanBabu, T.V. *J. Am. Chem. Soc.* **1998**, 120, 459; Monteiro, A.L.; Seferin, M.; Dupont, J.; de Souza, R.F. *Tetrahedron Lett.* **1996**, 37, 1157.

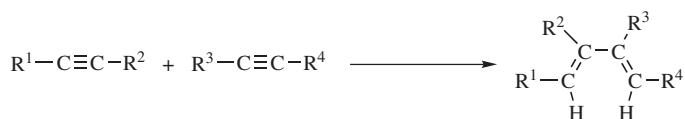
⁷⁹⁹Takahashi, T.; Xi, Z.; Fischer, R.; Huo, S.; Xi, C.; Nakajima, K. *J. Am. Chem. Soc.* **1997**, 119, 4561; Takahashi, T.; Xi, Z.; Rousset, C.J.; Suzuki, N. *Chem. Lett.* **1993**, 1001.

⁸⁰⁰Kinoshita, A.; Sakakibara, N.; Mori, M. *J. Am. Chem. Soc.* **1997**, 119, 12388; Trost, B.M.; Indolese, A. *J. Am. Chem. Soc.* **1993**, 115, 4361.

⁸⁰¹Urabe, H.; Takeda, T.; Hideura, D.; Sato, F. *J. Am. Chem. Soc.* **1997**, 119, 11295.

This type of alkyne dimerization is also catalyzed by nickel,⁸⁰² palladium,⁸⁰³ lutetium,⁸⁰⁴ and ruthenium catalysts.⁸⁰⁵ Similar products are obtained by the cross-coupling of terminal alkynes with allene, using a combination of palladium and CuI catalysts.⁸⁰⁶ The reaction has been carried out internally to convert diynes to large-ring cycloalkynes with an exocyclic double bond.⁸⁰⁷ Dienes have also been cyclized to form cyclic enynes (an endocyclic double bond) using a diruthenium catalyst with ammonium tetrafluoroborate in methanol.⁸⁰⁸ Enynes are similarly cyclized to cyclic alkenes with an endocyclic C=C unit, analogous to formation of **200** above, using a dicobalt catalyst.⁸⁰⁹ A molecule containing two distal conjugated diene units was cyclized to give a bicyclic molecule with an exocyclic double bond using a palladium catalyst.⁸¹⁰ A nickel catalyst converted a similar system to a saturated five-membered ring containing an allylic group and a vinyl group.⁸¹¹

In another type of alkyne dimerization is the reductive coupling in which two molecules of alkyne, the same or different, give a 1,3-diene.⁸¹²



In this method, one alkyne is treated with Schwartz's reagent (see **15-17**) to produce a vinylic zirconium intermediate. Addition of MeLi or MeMgBr, followed by the second alkyne, gives another intermediate, which, when treated with aqueous acid, gives the diene in moderate-to-good yields. The stereoisomer shown is the one formed in usually close to 100% purity. If the second intermediate is treated with I₂ instead of aqueous acid, the 1,4-diiodo-1,3-diene is obtained instead, in comparable yield and isomeric purity. The reaction of alkynes with two equivalents of trimethylsilyldiazomethane and a ruthenium catalyst gave a conjugated diene with trimethylsilyl groups at C-1 and C-4.⁸¹³ Alkynes can also be coupled to allylic silyl ethers with a ruthenium catalysts to give dienes.⁸¹⁴ Other alkyne-allylic coupling reactions are known to give dienes.⁸¹⁵

⁸⁰²Ogoshi, S.; Ueta, M.; Oka, M.-A.; Kurosawa, H. *Chem. Commun.* **2004**, 2732.

⁸⁰³Rubina, M.; Gevergyan, V. *J. Am. Chem. Soc.* **2001**, *123*, 11107; Yang, C.; Nolan, S.P. *J. Org. Chem.* **2002**, *67*, 591.

⁸⁰⁴Nishiura, M.; Hou, Z.; Wakatsuki, Y.; Yamaki, T.; Miyamoto, T. *J. Am. Chem. Soc.* **2003**, *125*, 1184.

⁸⁰⁵Smulik, J.A.; Diver, S.T. *J. Org. Chem.* **2000**, *65*, 1788.

⁸⁰⁶Bruyere, D.; Grigg, R.; Hinsley, J.; Hussain, R.K.; Korn, S.; Del Cierva, C.O.; Sridharan, V.; Wang, J. *Tetrahedron Lett.* **2003**, *44*, 8669.

⁸⁰⁷Trost, B.M.; Matusbara, S.; Carninji, J.J. *J. Am. Chem. Soc.* **1989**, *111*, 8745.

⁸⁰⁸Nishibayashi, Y.; Yamanashi, M.; Wakiji, I.; Hidai, M. *Angew. Chem. Int. Ed.* **2000**, *39*, 2909.

⁸⁰⁹Ajajian, A.; Gleason, J.L. *Org. Lett.* **2003**, *5*, 2409.

⁸¹⁰Takacs, J.M.; Leonov, A.P. *Org. Lett.* **2003**, *5*, 4317.

⁸¹¹Takimoto, M.; Mori, M. *J. Am. Chem. Soc.* **2002**, *124*, 10008; Takimoto, M.; Nakamura, Y.; Kimura, K.; Mori, M. *J. Am. Chem. Soc.* **2004**, *126*, 5956.

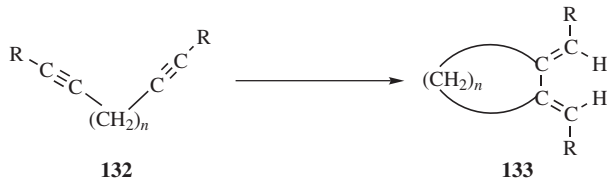
⁸¹²Buchwald, S.L.; Nielsen, R.B. *J. Am. Chem. Soc.* **1989**, *111*, 2870.

⁸¹³Le Paih, J.; Dérien, S.; Özdemir, I.; Dixneuf, P.H. *J. Am. Chem. Soc.* **2000**, *122*, 7400.

⁸¹⁴Trost, B.M.; Surivet, J.-P.; Toste, F.D. *J. Am. Chem. Soc.* **2001**, *123*, 2897.

⁸¹⁵Trost, B.M.; Pinkerton, A.B.; Toste, F.D.; Sperrle, M. *J. Am. Chem. Soc.* **2001**, *123*, 12504; Giessert, A.J.; Snyder, L.; Markham, J.; Diver, S.T. *Org. Lett.* **2003**, *5*, 1793.

This reaction can also be done intramolecularly, as in the cyclization of diyne **132** to (*E,E*)-exocyclic dienes **133** by treatment with a zirconium,⁸¹⁶ rhodium,⁸¹⁷ or platinum complex.⁸¹⁸ A similar reaction was reported using a titanium catalyst from a diyne amide.⁸¹⁹



Rings of four, five, and six members were obtained in high yield; seven-membered rings in lower yield. When the reaction is applied to enynes, compounds similar to **133** are formed using various catalysts, but with only one double bond⁸²⁰ Internal coupling of alkene–allenes and a rhodium catalyst give similar products bearing a pendant vinyl group.⁸²¹ With a $PtCl_2$ catalyst, ring closure leads to a diene in some cases.⁸²² Larger rings can be formed from the appropriate enyne, including forming cyclohexadiene compounds.⁸²³ Spirocyclic compounds can be prepared from enynes in this manner using formic acid and a palladium catalyst.⁸²⁴ Enynes can also be converted to bicyclo[3.1.0]hexenes⁸²⁵ or nonconjugated cyclohexadienes⁸²⁶ using a gold catalyst. Internal coupling of an alkyne and a vinylidene cyclopropane unit with a palladium catalyst leads to a cyclopentene derivative with an exocyclic double bond.⁸²⁷ Enynes having a conjugated alkene unit also undergo this reaction

⁸¹⁶Nugent, W.A.; Thorn, D.L.; Harlow, R.L. *J. Am. Chem. Soc.* **1987**, *109*, 2788. See also, Trost, B.M.; Lee, D.C. *J. Am. Chem. Soc.* **1988**, *110*, 7255; Tamao, K.; Kobayashi, K.; Ito, Y. *J. Am. Chem. Soc.* **1989**, *111*, 6478.

⁸¹⁷Jang, H.-Y.; Krische, M.J. *J. Am. Chem. Soc.* **2004**, *126*, 7875.

⁸¹⁸Madine, J.W.; Wang, X.; Widenhoefer, R.A. *Org. Lett.* **2001**, *3*, 385; Méndez, M.; Muñoz, M.P.; Nevado, C.; Cárdenas, D.J.; Echavarren, A.M. *J. Am. Chem. Soc.* **2001**, *123*, 10511; Wang, X.; Chakrapani, H.; Madine, J.W.; Keyerleber, M.A.; Widenhoefer, R.A. *J. Org. Chem.* **2002**, *67*, 2778. See also, Fürstner, A.; Stelzer, F.; Szillat, H. *J. Am. Chem. Soc.* **2001**, *123*, 11863.

⁸¹⁹Urabe, H.; Nakajima, R.; Sato, F. *Org. Lett.* **2000**, *2*, 3481.

⁸²⁰RajanBabu, T.V.; Nugent, W.A.; Taber, D.F.; Fagan, P.J. *J. Am. Chem. Soc.* **1988**, *110*, 7128; Méndez, M.; Muñoz, M.P.; Echavarren, A.M. *J. Am. Chem. Soc.* **2000**, *122*, 11549; Chakrapani, H.; Liu, C.; Widenhoefer, R.A. *Org. Lett.* **2003**, *5*, 157; Lei, A.; He, M.; Zhang, X. *J. Am. Chem. Soc.* **2002**, *124*, 8198; Ojima, I.; Vu, A.T.; Lee, S.-Y.; McCullagh, J.V.; Moralee, A.C.; Fujiwara, M.; Hoang, T.H. *J. Am. Chem. Soc.* **2002**, *124*, 9164; Lee, P.H.; Kim, S.; Lee, K.; Seomoon, D.; Kim, H.; Lee, S.; Kim, M.; Han, M.; Noh, K.; Livinghouse, T. *Org. Lett.* **2004**, *6*, 4825.

⁸²¹Makino, T.; Itoh, K. *Tetrahedron Lett.* **2003**, *44*, 6335; Lei, A.; He, M.; Wu, S.; Zhang, X. *Angew. Chem. Int. Ed.* **2002**, *41*, 3457.

⁸²²Harrison, T.J.; Dake, G.R. *Org. Lett.* **2004**, *6*, 5023. See also, Ikeda, S.-i.; Sanuki, R.; Miyachi, H.; Miyashita, H.; Taniguchi, M.; Odashima, K. *J. Am. Chem. Soc.* **2004**, *126*, 10331.

⁸²³Yamamoto, Y.; Kuwabara, S.; Ando, Y.; Nagata, H.; Nishiyama, H.; Itoh, K. *J. Org. Chem.* **2004**, *69*, 6697.

⁸²⁴Hatano, M.; Mikami, K. *J. Am. Chem. Soc.* **2003**, *125*, 4704.

⁸²⁵Luzung, M.R.; Markham, J.P.; Toste, F.D. *J. Am. Chem. Soc.* **2004**, *126*, 10858.

⁸²⁶Zhang, L.; Kozmin, S.A. *J. Am. Chem. Soc.* **2004**, *126*, 11806.

⁸²⁷Delgado, A.; Rodríguez, J.R.; Castedo, L.; Mascareñas, J.L. *J. Am. Chem. Soc.* **2003**, *125*, 9282.

in the presence of ZnBr_2 .⁸²⁸ Using mercury (II) triflate in water, cyclization leads to five-membered rings having an exocyclic double bond, and a pendant alcohol group.⁸²⁹ Enynes give cyclic compounds with an endocyclic double bond conjugated to another alkene unit (a conjugated diene) when treated with GaCl_3 ⁸³⁰ or a platinum catalyst in an ionic liquid.⁸³¹ Allene–alkenes give a similar product with a palladium catalyst⁸³² or a ruthenium catalyst,⁸³³ as do alkyne–allenes with a dirhodium catalyst.⁸³⁴ Ethers having an enyne unit (propargylic and allylic) give dihydrofurans upon treatment with $\text{Co}_2(\text{CO})_8$.⁸³⁵ Amines and sulfonamides bearing two propargyl groups cyclize with a ruthenium catalyst to give the corresponding dihydropyrrrole.⁸³⁶

There are many useful variations. Internal coupling of an alkyne with a vinyl halide, using triethylsilane and a palladium catalyst, gave the saturated cyclic compound with two adjacent exocyclic double bonds (a 2,3-disubstituted diene).⁸³⁷ Alkynes can be added to propargyl acetates using palladium catalyst to give an alkyne allene.⁸³⁸ Two-Substituted malonate esters having a distal alkyne unit generated vinylidene cycloalkanes when treated with a catalytic amount of *n*-butyllithium.⁸³⁹ Intramolecular coupling of alkenes and allylic sulfides using *tert*-butoxide/*n*-butyllithium, and then LiBr leads to a bicyclic compound containing a fused cyclopropane ring.⁸⁴⁰ The reaction of an alkyne with a vinyl iodide and silver carbonate, with a palladium catalyst, gave a fulvene.⁸⁴¹ The reaction of a terminal alkyne and a vinyl cyclopropane, with a dirhodium catalyst, gives a cycloheptadiene.⁸⁴² Alkyne–alkenes were formed by coupling terminal alkynes and allenes in the presence of a palladium catalyst.⁸⁴³ An alkyne was coupled internally to an allene using a palladium catalyst, with an exocyclic methylene

⁸²⁸Yamazaki, S.; Yamada, K.; Yamabe, S.; Yamamoto, K. *J. Org. Chem.* **2002**, *67*, 2889.

⁸²⁹Nishizawa, M.; Yadav, V.K.; Skwarczynski, M.; Takao, H.; Imagawa, H.; Sugihara, T. *Org. Lett.* **2003**, *5*, 1609.

⁸³⁰Chatani, N.; Inoue, H.; Kotsuma, T.; Morai, S. *J. Am. Chem. Soc.* **2002**, *124*, 10294.

⁸³¹In bmim PF₆, 1-butyl-3-methylimidazolium hexafluorophosphate: Miyanoana, Y.; Inoue, H.; Chatani, N. *J. Org. Chem.* **2004**, *69*, 8541.

⁸³²Frazén, J.; Löfstedt, J.; Dorange, I.; Bäckvall, J.-E. *J. Am. Chem. Soc.* **2002**, *124*, 11246.

⁸³³Kang, S.-K.; Ko, B.-S.; Lee, D.-M. *Tetrahedron Lett.* **2002**, *43*, 6693.

⁸³⁴Brummond, K.M.; Chen, H.; Sill, P.; You, L. *J. Am. Chem. Soc.* **2002**, *124*, 15186. See also, Candran, N.; Cariou, K.; Hervé, G.; Aubert, C.; Fensterbank, L.; Malacria, M.; Marco-Contelles, J. *J. Am. Chem. Soc.* **2004**, *126*, 3408.

⁸³⁵Ajajian, A.; Gleason, J.L. *Org. Lett.* **2001**, *3*, 4161; Oh, C.H.; Han, J.W.; Kim, J.S.; Um, S.Y.; Jung, H.H.; Jang, W.H.; Won, H.S. *Tetrahedron Lett.* **2000**, *41*, 8365; Ackermann, L.; Bruneau, C.; Dixneuf, P.H. *Synlett* **2001**, 397.

⁸³⁶Trost, B.M.; Rudd, M.T. *Org. Lett.* **2003**, *5*, 1467.

⁸³⁷Oh, C.H.; Park, S.J. *Tetrahedron Lett.* **2003**, *44*, 3785.

⁸³⁸Condon-Gueugnot, S.; Linstrumelle, G. *Tetrahedron* **2000**, *56*, 1851.

⁸³⁹Kitagawa, O.; Suzuki, T.; Fujiwara, H.; Fujita, M.; Taguchi, T. *Tetrahedron Lett.* **1999**, *40*, 4585.

⁸⁴⁰Cheng, D.; Knox, K.R.; Cohen, T. *J. Am. Chem. Soc.* **2000**, *122*, 412.

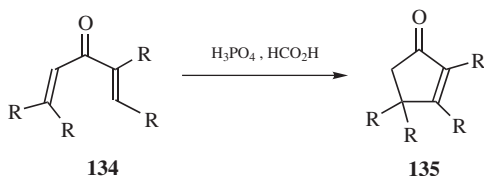
⁸⁴¹Kotora, M.; Matsumura, H.; Gao, G.; Takahashi, T. *Org. Lett.* **2001**, *3*, 3467.

⁸⁴²Wender, P.A.; Barzilay, C.M.; Dyckman, A.J. *J. Am. Chem. Soc.* **2001**, *123*, 179.

⁸⁴³Rubin, M.; Markov, J.; Chuprakov, S.; Wink, D.J.; Gevorgyan, V. *J. Org. Chem.* **2003**, *68*, 6251.

group trapped and a vinyltin derivative.⁸⁴⁴ A similar process occurred with a rhodium catalyst, $\text{RhCl}(\text{PPh}_3)_3$, to incorporate a vinyl chloride.⁸⁴⁵ Allene-allylic halide systems reacted with phenylboronic acid and a palladium catalyst to give cyclopentane rings with two pendant vinyl groups, one of which contained a phenyl group.⁸⁴⁶

In another reductive coupling, substituted alkenes ($\text{CH}_2=\text{CH}-\text{Y}$; $\text{Y}=\text{R}$, COOMe , OAc , CN , etc.) can be dimerized to substituted alkanes $\text{CH}_3\text{CHY}-\text{CHYCH}_3$ by photolysis in an H_2 atmosphere, using Hg as a photosensitizer.⁸⁴⁷ Still another procedure involves palladium-catalyzed addition of vinylic halides to triple bonds to give 1,3-dienes.⁸⁴⁸



An important cyclization procedure involves acid-catalyzed addition of diene-ketones, such as **134**, where one conjugated alkene adds to the other conjugated alkene to form cyclopentenones (**135**). This is called the *Nazarov cyclization*.⁸⁴⁹ Structural variations are possible that prepare a variety of cyclopentenones. When one of the $\text{C}=\text{C}$ units is a vinyl ether, a cyclopentenone is formed with an oxygen attached to the alkenyl carbon.⁸⁵⁰ Substituents on the $\text{C}=\text{C}$ units, including $-\text{CO}_2\text{Et}$, lead to cyclopentenones that bear those substituents. The use of such a substrate with AgSbF_6 , CuBr_2 and a chiral ligand gave the cyclopentenone with modest enantioselectivity.⁸⁵¹ Cyclization can also give the nonconjugated five-membered ring.⁸⁵² A reductive Nazarov cyclization was reported using $\text{BF}_3 \cdot \text{OEt}_2$ and Et_3SiH , giving a cyclopentanone rather than a cyclopentenone.⁸⁵³ A palladium catalyzed reaction that is related to the Nazarov cyclization converts terminal

⁸⁴⁴Shin, S.; RajanBabu, T.V. *J. Am. Chem. Soc.* **2001**, *123*, 8416.

⁸⁴⁵Tong, X.; Zhang, Z.; Zhang, X. *J. Am. Chem. Soc.* **2003**, *125*, 6370.

⁸⁴⁶Zhu, G.; Zhang, Z. *Org. Lett.* **2004**, *6*, 4041.

⁸⁴⁷Muedas, C.A.; Ferguson, R.R.; Crabtree, R.H. *Tetrahedron Lett.* **1989**, *30*, 3389.

⁸⁴⁸Arcadi, A.; Bernocchi, E.; Burini, A.; Cacchi, S.; Marinelli, F.; Pietroni, B. *Tetrahedron Lett.* **1989**, *30*, 3465.

⁸⁴⁹Nazarov, I.N.; Torgov, I.B.; Terekhova, L.N. *Izv. Akad. Nauk. SSSR otd. Khim. Nauk.* **1942**, 200; Braude, E.A.; Forbes, W.F. *J. Chem. Soc.* **1953**, 2208. Also see, Motoyoshiya, J.; Mizuno, K.; Tsuda, T.; Hayashi, S. *Synlett* **1993**, 237; Oda, M.; Yamazaki, T.; Kajioaka, T.; Miyatake, R.; Kuroda, S. *Liebigs Ann. Chem.* **1997**, 2563. See Smith, D.A.; Ulmer II, C.W. *J. Org. Chem.* **1993**, *58*, 4118 for a discussion of torquoselectivity and hyperconjugation in this reaction.

⁸⁵⁰Using AlCl_3 , see Liang, G.; Gradl, S.N.; Trauner, D. *Org. Lett.* **2003**, *5*, 4931. Using a $\text{Cu}(\text{OTf})_2$ catalyst, see He, W.; Sun, X.; Frontier, A.J. *J. Am. Chem. Soc.* **2003**, *125*, 14278. Using a scandium catalyst, see Liang, G.; Trauner, D. *J. Am. Chem. Soc.* **2004**, *126*, 9544.

⁸⁵¹Aggarwal, V.K.; Belfield, A.J. *Org. Lett.* **2003**, *5*, 5075.

⁸⁵²Giese, S.; West, F.G. *Tetrahedron Lett.* **1998**, *39*, 8393.

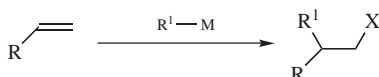
⁸⁵³Giese, S.; West, F.G. *Tetrahedron* **2000**, *56*, 10221.

alkynes to fulvenes.⁸⁵⁴ Note that a *retro*-Nazarov is possible with α -bromocyclopentanones.⁸⁵⁵ In one variation using an aluminum complex, a cyclohexenone was formed.⁸⁵⁶

OS VIII, 190, 381, 505; IX, 310.

15-21 Addition of Organometallics to Double and Triple Bonds Not Conjugated to Carbonyls

Hydro-alkyl-addition



Neither Grignard reagents nor lithium dialkylcopper reagents generally add to ordinary C=C double bonds.⁸⁵⁷ An exception is the reaction of $(\text{PhMe}_2\text{Si})_2\text{Cu}(\text{CN})\text{Li}$ to 8-oxabicyclo[3.2.1]oct-2-ene derivatives.⁸⁵⁸ Grignard reagents usually add only to double bonds susceptible to nucleophilic attack, (e.g., fluoroalkenes and tetracyanoethylene).⁸⁵⁹ However, active Grignard reagents (benzylic, allylic) also add to the double bonds of allylic amines,⁸⁶⁰ and of allylic and homoallylic alcohols,⁸⁶¹ as well as to the triple bonds of propargyl alcohols and certain other alkynols.⁸⁶² Grignard reagents also add to alkynes in the presence of MnCl_2 at 100°C ⁸⁶³ and to alkenes in the presence of zirconium⁸⁶⁴ or nickel⁸⁶⁵ catalysts. It is likely that cyclic intermediates are involved in these cases, in which the magnesium coordinates with the heteroatom. Allylic, benzylic, and tertiary alkyl Grignard reagents also add to 1-alkenes and strained internal alkenes (e.g., norbornene), if the reaction is carried

⁸⁵⁴Radhakrishnan, U.; Gevorgyan, V.; Yamamoto, Y. *Tetrahedron Lett.* **2000**, 41, 1971.

⁸⁵⁵Harmata, M.; Lee, D.R. *J. Am. Chem. Soc.* **2002**, 124, 14328. For a discussion of the scope and mechanism of the *retro*-Nazarov reaction, see Harmata, M.; Schreiner, P.R.; Lee, D.R.; Kirchoefer, P.L. *J. Am. Chem. Soc.* **2004**, 126, 10954.

⁸⁵⁶Magomedev, N.A.; Ruggiero, P.L.; Tang, Y. *Org. Lett.* **2004**, 6, 3373.

⁸⁵⁷For reviews of the addition of RM to isolated double bonds, see Wardell, J.L.; Paterson, E.S., in Hartley, F.R.; Patai, S. *The Chemistry of the Metal–Carbon Bond*, Vol. 2, Wiley, NY, **1985**, 219–338, pp. 268–296; Vara Prasad, J.V.N.; Pillai, C.N. *J. Organomet. Chem.* **1983**, 259, 1.

⁸⁵⁸Lautens, M.; Belter, R.K.; Lough, A.J. *J. Org. Chem.* **1992**, 57, 422.

⁸⁵⁹Gardner, H.C.; Kochi, J.K. *J. Am. Chem. Soc.* **1976**, 98, 558.

⁸⁶⁰Richey, Jr., H.G.; Moses, L.M.; Domalski, M.S.; Erickson, W.F.; Heyn, A.S. *J. Org. Chem.* **1981**, 46, 3773.

⁸⁶¹Felkin, H.; Kaeseberg, C. *Tetrahedron Lett.* **1970**, 4587; Richey Jr., H.G.; Szucs, S.S. *Tetrahedron Lett.* **1971**, 3785; Eisch, J.J.; Merkle, J.H. *J. Am. Chem. Soc.* **1979**, 101, 1148; Kang, J. *Organometallics* **1984**, 3, 525.

⁸⁶²Eisch, J.J.; Merkle, J.H. *J. Am. Chem. Soc.* **1979**, 101, 1148; Von Rein, F.W.; Richey Jr., H.G. *Tetrahedron Lett.* **1971**, 3777; Miller, R.B.; Reichenbach, T. *Synth. Commun.* **1976**, 6, 319. See also, Duboudin, J.G.; Jousseau, B. *J. Organomet. Chem.* **1979**, 168, 1; *Synth. Commun.* **1979**, 9, 53.

⁸⁶³Yorimitsu, H.; Tang, J.; Okada, K.; Shinokubo, H.; Oshima, K. *Chem. Lett.* **1998**, 11.

⁸⁶⁴Rousset, C.J.; Negishi, E.; Suzuki, N.; Takahashi, T. *Tetrahedron Lett.* **1992**, 33, 1965; de Armas, J.; Hoveyda, A.H. *Org. Lett.* **2001**, 3, 2097.

⁸⁶⁵Pellet-Rostaing, S.; Saluzzo, C.; Ter Halle, R.; Breuzard, J.; Vial, L.; LeGuyader, F.; Lemaire, M. *Tetrahedron Asymmetry* **2001**, 12, 1983.

out in a hydrocarbon solvent, such as pentane rather than ether, or in the alkene itself as solvent, heated, under pressure if necessary, to 60–130°C.⁸⁶⁶ Yields are variable. *Intramolecular* addition of RMgX to completely unactivated double and triple bonds has been demonstrated.⁸⁶⁷ The reaction of tosylates bearing a remote alkene unit and a Grignard reagent leads to cyclization when a zirconium catalyst is used.⁸⁶⁸ The intramolecular addition of a CH_2Br unit to the $\text{C}=\text{C}$ unit of an allylic ether was accomplished using PhMgBr and a cobalt catalyst, give a functionalized tetrahydrofuran and incorporation of the phenyl group on the $\text{C}=\text{C}$ unit as well.⁸⁶⁹ Grignard reagents add to the $\text{C}=\text{C}$ unit of $(\text{MeO})_2\text{CRCH}=\text{CH}-\text{R}$ moieties to give a 3-alkyl substituted ketone with good enantioselectivity using a nickel catalyst and a chiral additive.⁸⁷⁰ In a useful variation, vinyl epoxides react with Grignard reagents and CuBr to give an allylic alcohol via reaction at the $\text{C}=\text{C}$ unit and concomitant opening of the epoxide.⁸⁷¹ Conjugated dienes react with arylmagnesium halides, Ph_3SiCl and a palladium catalyst to give a coupling product involving the reaction of two equivalents of the diene and incorporation of two SiPh_3 units.⁸⁷²

Organolithium reagents (primary, secondary, and tertiary alkyl and in some cases aryl) also add to the double and triple bonds of allylic and propargylic alcohols⁸⁷³ (in this case tetramethylethylenediamine is a catalyst) and to certain other alkenes containing hetero groups, such as OR , NR_2 , or SR . Addition of butyllithium to alkenes has been observed with good enantioselectivity when sparteine was added.⁸⁷⁴ Mixing an organolithium reagent with transition metal compounds, such as CeCl_3 ⁸⁷⁵ or $\text{Fe}(\text{acac})_3$ ⁸⁷⁶ leads to addition of the alkyl group. The intramolecular addition of RLi and R_2CuLi has been reported.⁸⁷⁷ Organolithium reagents

⁸⁶⁶Lehmkuhl, H.; Reinehr, D. *J. Organomet. Chem.* **1970**, *25*, C47; **1973**, *57*, 29; Lehmkuhl, H.; Janssen, E. *Liebigs Ann. Chem.* **1978**, 1854. This is actually a type of ene reaction. For a review of the intramolecular version of this reaction, see Oppolzer, W. *Angew. Chem. Int. Ed.* **1989**, *28*, 38.

⁸⁶⁷See, for example, Richey Jr., H.G.; Rees, T.C. *Tetrahedron Lett.* **1966**, 4297; Drozd, V.N.; Ustynyuk, Yu.A.; Tsel'eva, M.A.; Dmitriev, L.B. *J. Gen. Chem. USSR* **1969**, *39*, 1951; Felkin, H.; Umpleby, J.D.; Hagaman, E.; Wenkert, E. *Tetrahedron Lett.* **1972**, 2285; Hill, E.A.; Myers, M.M. *J. Organomet. Chem.* **1979**, *173*, 1. See also, Yang, D.; Gu, S.; Yan, Y.-L.; Zhu, N.-Y.; Cheung, K.-K. *J. Am. Chem. Soc.* **2001**, *123*, 8612.

⁸⁶⁸Cesati III, R.R.; de Armas, J.; Hoveyda, A.H. *Org. Lett.* **2002**, *4*, 395.

⁸⁶⁹Wakabayashi, K.; Yorimitsu, H.; Oshima, K. *J. Am. Chem. Soc.* **2001**, *123*, 5374.

⁸⁷⁰Gomez-Bengoa, E.; Heron N.M.; Didiuk, M.T.; Luchaco, C.A.; Hoveyda, A.H. *J. Am. Chem. Soc.* **1998**, *120*, 7649.

⁸⁷¹Taber, D.F.; Mitten, J.V. *J. Org. Chem.* **2002**, *67*, 3847.

⁸⁷²Terao, J.; Oda, A.; Kambe, N. *Org. Lett.* **2004**, *6*, 3341.

⁸⁷³For a review of the addition of organolithium compounds to double or triple bonds, see Wardell, J.L., in Zuckerman, J.J. *Inorganic Reactions and Methods*, Vol. 11; VCH, NY, **1988**, pp. 129–142. For a tandem reaction, see García, G.V.; Budelman, N.S. *Org. Prep. Proceed. Int.* **2003**, *35*, 445.

⁸⁷⁴Norsikian, S.; Marek, I.; Poisson, J.-F.; Normant, J.F. *J. Org. Chem.* **1997**, *62*, 4898.

⁸⁷⁵Bartoli, G.; Dalpozzo, R.; DeNino, A.; Procopio, A.; Sanbri, L.; Tagarelli, A. *Tetrahedron Lett.* **2001**, *42*, 8823.

⁸⁷⁶Hoyo, M.; Murakami, Y.; Aihara, H.; Sakuragi, R.; Baba, Y.; Hosomi, A. *Angew. Chem. Int. Ed.* **2001**, *40*, 621.

⁸⁷⁷Wender, P.A.; White, A.W. *J. Am. Chem. Soc.* **1988**, *110*, 2218; Bailey, W.F.; Nurmi, T.T.; Patricia, J.J.; Wang, W. *J. Am. Chem. Soc.* **1987**, *109*, 2442.

containing an alkene^{377,878} or alkyne⁸⁷⁹ unit cyclize⁸⁸⁰ at low temperatures and quenching with methanol replaces the new C–Li bond with C–H. Cyclopropane derivatives have been formed in this manner.⁸⁸¹ Alkylolithium and alkenylolithium derivatives containing an ester moiety can be cyclized.⁸⁸² Tandem cyclization are possible with dienes and enynes to form more than one ring,⁸⁸³ including bicyclic compounds.⁸⁸⁴ Tandem cyclization is possible with alkyne iodides⁸⁸⁵ or alkynes with a homoallylic CH₂Li unit.⁸⁸⁶ The organolithium reagents can contain heteroatoms, such as nitrogen elsewhere in the molecule, and the organolithium species can be generated from an intermediate organotin derivative.⁸⁸⁷ Organolithium reagents add to the less substituted C=C unit of conjugated dienes.⁸⁸⁸ The organolithium compound can be generated *in situ* by reaction of an organotin compound with butyllithium, allowing cyclization to occur upon treatment with an excess of LiCl.⁸⁸⁹

Ketones with an α -hydrogen add to alkenes, intramolecular, when heated in a sealed tube with CuCl₂ and a palladium catalyst.⁸⁹⁰ A similar reaction was reported using Yb(OTf)₃ and a palladium catalyst.⁸⁹¹ Keto esters add to alkynes using 10% benzoic acid and a palladium catalyst,⁸⁹² or an indium catalyst.⁸⁹³ 1,3-Diketones add to dienes (1,4-addition) using a palladium catalyst,⁸⁹⁴ a AuCl₃/AgOTf catalyst,⁸⁹⁵ and this addition has been done intramolecularly using 2.4 equivalents of CuCl₂ and a palladium catalyst.⁸⁹⁶ A related cyclization reaction was reported for diesters having a remote terminal alkyne unit in the molecule, with a palladium

⁸⁷⁸Bailey, W.F.; Khanolkar, A.D. *J. Org. Chem.* **1990**, *55*, 6058 and references cited therein; Bailey, W.F.; Mealy, M.J. *J. Am. Chem. Soc.* **2000**, *122*, 6787; Gil, G.S.; Groth, U.M. *J. Am. Chem. Soc.* **2000**, *122*, 6789; Bailey, W.F.; Daskapan, T.; Rampalli, S. *J. Org. Chem.* **2003**, *68*, 1334. Also see Bailey, W.F.; Carson, M.W. *J. Org. Chem.* **1998**, *63*, 361; Fretwell, P.; Grigg, R.; Sansano, J.M.; Sridharan, V.; Sukirthalingam, S.; Wilson, D.; Redpath, J. *Tetrahedron* **2000**, *56*, 7525.

⁸⁷⁹Bailey, W.F.; Ovaska, T.V. *J. Am. Chem. Soc.* **1993**, *115*, 3080, and references cited therein. See Funk, R.L.; Bolton, G.L.; Brummond, K.M.; Ellestad, K.E.; Stallman, J.B. *J. Am. Chem. Soc.* **1993**, *115*, 7023.

⁸⁸⁰A conformational radical clock has been developed to evaluate organolithium-mediated cyclization reactions. See Rychnovsky, S.D.; Hata, T.; Kim, A.I.; Buckmelter, A.J. *Org. Lett.* **2001**, *3*, 807.

⁸⁸¹Gandon, V.; Laroche, C.; Szymoniak, J. *Tetrahedron Lett.* **2003**, *44*, 4827.

⁸⁸²Cooke, Jr., M.P. *J. Org. Chem.* **1992**, *57*, 1495 and references cited therein.

⁸⁸³Bailey, W.F.; Ovaska, T.V. *Chem. Lett.* **1993**, 819.

⁸⁸⁴Bailey, W.F.; Khanolkar, A.D.; Gavaskar, K.V. *J. Am. Chem. Soc.* **1992**, *114*, 8053.

⁸⁸⁵Harada, T.; Fujiwara, T.; Iwazaki, K.; Oku, A. *Org. Lett.* **2000**, *2*, 1855.

⁸⁸⁶Wei, X.; Taylor, R.J.K. *Angew. Chem. Int. Ed.* **2000**, *39*, 409.

⁸⁸⁷Coldham, I.; Hufton, R.; Rathmell, R.E. *Tetrahedron Lett.* **1997**, *38*, 7617; Coldham, I.; Lang-Anderson, M.M.S.; Rathmell, R.E.; Snowden, D.J. *Tetrahedron Lett.* **1997**, *38*, 7621.

⁸⁸⁸Norsikian, S.; Baudry, M.; Normant, J.F. *Tetrahedron Lett.* **2000**, *41*, 6575.

⁸⁸⁹Komine, N.; Tomooka, K.; Nakai, T. *Heterocycles* **2000**, *52*, 1071.

⁸⁹⁰Wang, X.; Pei, T.; Han, X.; Widenhofer, R.A. *Org. Lett.* **2003**, *5*, 2699.

⁸⁹¹Yang, D.; Li, J.-H.; Gao, Q.; Yan, Y.-L. *Org. Lett.* **2003**, *5*, 2869.

⁸⁹²Patil, N.T.; Yamamoto, Y. *J. Org. Chem.* **2004**, *69*, 6478.

⁸⁹³Nakamura, M.; Endo, K.; Nakamura, E. *J. Am. Chem. Soc.* **2003**, *125*, 13002.

⁸⁹⁴Leitner, A.; Larsen, J.; Steffens, C.; Hartwig, J.F. *J. Org. Chem.* **2004**, *69*, 7552.

⁸⁹⁵Yao, X.; Li, C.-J. *J. Am. Chem. Soc.* **2004**, *126*, 6884.

⁸⁹⁶Pei, T.; Wang, X.; Widenhofer, R.A. *J. Am. Chem. Soc.* **2003**, *125*, 648; Pei, T.; Widenhofer, R.A. *J. Am. Chem. Soc.* **2001**, *123*, 11290.

catalyst.⁸⁹⁷ The intermolecular addition of diesters, such as malonates, to alkynes was accomplished in acetic acid and a palladium catalyst under microwave irradiation.⁸⁹⁸ Enolate anions can add to allylic sulfides, forming β -lactams in some cases.⁸⁹⁹ α -Potassio amines (from an *N*-Boc amine and KHMDS) undergoes intramolecular cyclization with an alkene unit to form a dihydropyrrole.⁹⁰⁰ The enolate anion derived from the reaction of a nitrile with potassium *tert*-butoxide added to the less substituted carbon of the C=C unit of styrene in DMSO.⁹⁰¹ Similarly, the intramolecular addition of a nitrile enolate (from treatment with CsOH in *N*-methylpyrrolidinone) to an alkyne gave a cyclized product with an exocyclic methylene unit.⁹⁰² Silyl enol ethers add to alkynes using a tungsten catalyst.⁹⁰³ Malonate derivatives add to alkenes in the presence of an Al(OR)₃ catalyst.⁹⁰⁴

Unactivated alkenes or alkynes⁹⁰⁵ can react with other organometallic compounds under certain conditions. Trimethylaluminum reacts with 4-methyl-1-pentene, in the presence of Cl₂ZrCp₂, for example, and subsequent reaction with molecular oxygen leads to (2*R*),4-dimethyl-1-pentanol in good yield and 74% ee.⁹⁰⁶ These reagents also add to alkynes.⁹⁰⁷ Aluminum chloride mediated cyclization of α -iodo ketones to a pendant alkyne unit, in the presence of ICl, gave the spirocyclic ketone with an exocyclic C=CHI unit.⁹⁰⁸ Isopropylchloroformate (*i*PrO₂CCl) reacts with an alkene, in conjunction with Et₃Al₂Cl₃, to add an isopropyl group.⁹⁰⁹ Ruthenium catalysts have been used to add allylic alcohols to alkynes.⁹¹⁰ Samarium iodide (SmI₂) induces cyclization of a halide moiety to an alkyne unit⁹¹¹ or an alkene unit⁹¹² to form cyclized products. Copper complexes can catalyze similar cyclization to alkenes, even when an ester unit is present in the molecule.⁹¹³ The reaction of a dithioacetal containing a remote alkene moiety, with a titanium complex, leads to cyclization and incorporation of an endocyclic C=C unit in the final product.⁹¹⁴ Allyl manganese compounds add to allenes to give nonconjugated dienes.⁹¹⁵

⁸⁹⁷Liu, G.; Lu, X. *Tetrahedron Lett.* **2002**, *43*, 6791.

⁸⁹⁸Patil, N.T.; Khan, F.N.; Yamamoto, Y. *Tetrahedron Lett.* **2004**, *45*, 8497.

⁸⁹⁹Attenni, B.; Cereti, A.; D'Annibale, A.; Resta, S.; Trogolo, C. *Tetrahedron* **1998**, *54*, 12029.

⁹⁰⁰Green, M.P.; Prodder, J.C.; Sherlock, A.E.; Hayes, C.J. *Org. Lett.* **2001**, *3*, 3377.

⁹⁰¹Rodríguez, A.L.; Bunlaksanusorn, T.; Knochel, P. *Org. Lett.* **2000**, *2*, 3285.

⁹⁰²Koradin, C.; Rodríguez, A.; Knochel, P. *Synlett* **2000**, 1452.

⁹⁰³Iwasawa, N.; Miura, T.; Kiyota, K.; Kusama, H.; Lee, K.; Lee, P.H. *Org. Lett.* **2002**, *4*, 4463.

⁹⁰⁴Black, P.J.; Harris, W.; Williams, J.M.J. *Angew. Chem. Int. Ed.* **2001**, *40*, 4475.

⁹⁰⁵See Trost, B.M.; Ball, Z.T. *Synthesis* **2005**, 853.

⁹⁰⁶Kondakov, D.Y.; Negishi, E. *J. Am. Chem. Soc.* **1995**, *117*, 10771. Also see, Shibata, K.; Aida, T.; Inoue, S. *Tetrahedron Lett.* **1993**, *33*, 1077 for reactions of Et₃Al catalyzed by a zirconium complex.

⁹⁰⁷Wipf, P.; Lim, S. *Angew. Chem. Int. Ed.* **1993**, *32*, 1068.

⁹⁰⁸Sha, C.-K.; Lee, F.-C.; Lin, H.-H. *Chem. Commun.* **2001**, 39.

⁹⁰⁹Biermann, U.; Metzger, J.O. *Angew. Chem. Int. Ed.* **1999**, *38*, 3675.

⁹¹⁰Trost, B.M.; Indolese, A.F.; Müller, T.J.J.; Treptow, B. *J. Am. Chem. Soc.* **1995**, *117*, 615.

⁹¹¹Zhou, Z.; Larouche, D.; Bennett, S.M. *Tetrahedron* **1995**, *51*, 11623.

⁹¹²Fukuzawa, S.; Tsuchimoto, T. *Synlett* **1993**, 803.

⁹¹³Pirung, F.O.H.; Hiemstra, H.; Speckamp, W.N.; Kaptein, B.; Schoemaker, H.E. *Tetrahedron* **1994**, *50*, 12415.

⁹¹⁴Fujiwara, T.; Kato, Y.; Takeda, T. *Heterocycles* **2000**, *52*, 147.

⁹¹⁵Nishikawa, T.; Shinokubo, H.; Oshima, K. *Org. Lett.* **2003**, *5*, 4623.

Vinyl halides add to allylic amines in the presence of Ni(cod)₂ where cod = 1, 5-cyclooctodine, followed by reduction with sodium borohydride.⁹¹⁶ Aryl iodides add to alkynes using a platinum complex in conjunction with a palladium catalyst.⁹¹⁷ A palladium catalyst has been used alone for the same purpose,⁹¹⁸ and the intramolecular addition of an arene to an alkene was accomplished with a palladium⁹¹⁹ or a GaCl₃ catalyst.⁹²⁰ Alkyl iodides add intramolecularly to alkenes with a titanium catalyst,⁹²¹ or to alkynes using indium metal and additives.⁹²² The latter cyclization of aryl iodides to alkenes was accomplished with indium and iodine⁹²³ or with SmI₂.⁹²⁴

Aromatic hydrocarbons, such as benzene add to alkenes using a ruthenium catalyst⁹²⁵ a catalytic mixture of AuCl₃/AgSbF₆,⁹²⁶ or a rhodium catalyst,⁹²⁷ and ruthenium complexes catalyze the addition of heteroaromatic compounds, such as pyridine, to alkynes.⁹²⁸ Such alkylation reactions are clearly reminiscent of the Friedel–Crafts reaction (11-11). Palladium catalysts can also be used for the addition of aromatic compounds to alkynes,⁹²⁹ and rhodium catalysts for addition to alkenes (with microwave irradiation).⁹³⁰ Note that vinylidene cyclopropanes react with furans and a palladium catalyst to give allylically substituted furans.⁹³¹

Arylboronic acids (p. 905) add to alkynes to give the substituted alkene using a rhodium catalyst.⁹³² Allenes react with phenylboronic acid and an aryl iodide, in the presence of a palladium catalyst, to give a substituted alkene.⁹³³ 2-Bromo-1,6-dienes react with phenylboronic acid with a palladium catalyst to give a cyclopentane with an exocyclic double bond and a benzyl substituent.⁹³⁴

⁹¹⁶Solé, D.; Cancho, Y.; Llebaria, A.; Moretó, J.M.; Delgado, A. *J. Am. Chem. Soc.* **1994**, *116*, 12133.

⁹¹⁷Denmark, S.E.; Wang, Z. *Org. Lett.* **2001**, *3*, 1073.

⁹¹⁸Wu, M.-J.; Wei, L.-M.; Lin, C.-F.; Leou, S.-P.; Wei, L.-L. *Tetrahedron* **2001**, *57*, 7839; Havránek, M.; Dvořák, D. *J. Org. Chem.* **2002**, *67*, 2125. See also, Lee, K.; Seomoon, D.; Lee, P.H. *Angew. Chem. Int. Ed.* **2002**, *41*, 3901.

⁹¹⁹Huang, Q.; Fazio, A.; Dai, G.; Campo, M.A.; Larock, R.C. *J. Am. Chem. Soc.* **2004**, *126*, 7460.

⁹²⁰Inoue, H.; Chatani, N.; Murai, S. *J. Org. Chem.* **2002**, *67*, 1414.

⁹²¹Zhou, L.; Hirao, T. *J. Org. Chem.* **2003**, *68*, 1633.

⁹²²Yanada, R.; Koh, Y.; Nishimori, N.; Matsumura, A.; Obika, S.; Mitsuya, H.; Fujii, N.; Takemoto, Y. *J. Org. Chem.* **2004**, *69*, 2417; Yanada, R.; Obika, S.; Oyama, M.; Takemoto, Y. *Org. Lett.* **2004**, *6*, 2825.

⁹²³Yanada, R.; Obika, S.; Nishimori, N.; Yamauchi, M.; Takemoto, Y. *Tetrahedron Lett.* **2004**, *45*, 2331.

⁹²⁴Dahlén, A.; Petersson, A.; Hilmersson, G. *Org. Biomol. Chem.* **2003**, *1*, 2423.

⁹²⁵Lail, M.; Arrowood, B.N.; Gunnoe, T.B. *J. Am. Chem. Soc.* **2003**, *125*, 7506.

⁹²⁶Reetz, M.T.; Sommer, K. *Eur. J. Org. Chem.* **2003**, 3485.

⁹²⁷Thalji, R.K.; Ellman, J.A.; Bergman, R.G. *J. Am. Chem. Soc.* **2004**, *126*, 7192.

⁹²⁸Murakami, M.; Hori, S. *J. Am. Chem. Soc.* **2003**, *125*, 4720. For a review, see Alonso, F.; Beletskaya, I.P.; Yus, M. *Chem. Rev.* **2004**, *104*, 3079.

⁹²⁹Tsakada, N.; Mitsuboshi, T.; Setoguchi, H.; Inoue, Y. *J. Am. Chem. Soc.* **2003**, *125*, 12102.

⁹³⁰Vo-Thanh, G.; Lahrahe, H.; Loupy, A.; Kim, I.-J.; Chang, D.-H.; Jun, C.-H. *Tetrahedron* **2004**, *60*, 5539.

⁹³¹Nakamura, I.; Siriwardana, A.I.; Saito, S.; Yamamoto, Y. *J. Org. Chem.* **2002**, *67*, 3445.

⁹³²Hayashi, T.; Inoue, K.; Taniguchi, N.; Ogasawara, M. *J. Am. Chem. Soc.* **2001**, *123*, 9918; Lautens, M.; Yoshida, M. *J. Org. Chem.* **2003**, *68*, 762; Genin, E.; Michelet, V.; Genêt, J.-P. *Tetrahedron Lett.* **2004**, *45*, 4157.

⁹³³Huang, T.-H.; Chang, H.-M.; Wu, M.-Y.; Cheng, C.-H. *J. Org. Chem.* **2002**, *67*, 99; Oh, C.H.; Ahn, T.W.; Reddy, R. *Chem. Commun.* **2003**, 2622; Yoshida, M.; Gotou, T.; Ihara, M. *Chem. Commun.* **2004**, 1124.

⁹³⁴Oh, C.H.; Sung, H.R.; Park, S.J.; Ahn, K.H. *J. Org. Chem.* **2002**, *67*, 7155.

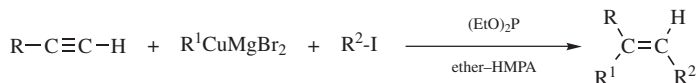
Organomanganese reagents add to alkenes.⁹³⁵ Manganese triacetate [Mn(OAc)₃], in the presence of cupric acetate, facilitates intramolecular cyclization of a halide unit to an alkene.⁹³⁶ A combination of Mn(OAc)₂ and Co(OAc)₂ catalysts, and an oxygen atmosphere in acetic acid, leads to addition of ketones to simple alkenes, give the 2-alkyl ketone.⁹³⁷ Alkynes react with indium reagents, such as (allyl)₃In₂I₃, to form dienes (allyl substituted alkenes from the alkyne).⁹³⁸ Allylic halides add to propargyl alcohols using indium metal to form the aryl organometallic *in situ*.⁹³⁹ Allyltin reagents add to alkynes in a similar manner in the presence of ZrCl₄.⁹⁴⁰ Alkylzinc reagents add to alkynes to give substituted alkenes in the presence of a palladium catalyst.⁹⁴¹ Allylzinc reagents add to alkynes in the presence of a cobalt catalyst.⁹⁴² A variation reacts dialkylzinc compounds with a 7-oxabicyclo[2.2.1]hept-2-ene system to give incorporation of the alkyl group and opening of the ring to give a cyclohexenol derivative.⁹⁴³ Vinyltellurium add to alkynes in the presence of CuI/PdCl₂.⁹⁴⁴

An indirect addition converts alkynes to an organozinc compound using a palladium catalyst, which then reacts with allylic halides.⁹⁴⁵ Similarly, the reaction of an alkyne with Ti(O*i*Pr)₄/2 *i*PrMgCl followed by addition of an alkyne leads to a conjugated diene.⁹⁴⁶

OS 81, 121.

15-22 The Addition of Two Alkyl Groups to an Alkyne

Dialkyl-addition



Two different alkyl groups can be added to a terminal alkyne⁹⁴⁷ in one laboratory step by treatment with an alkylcopper-magnesium bromide reagent (called *Normant*

⁹³⁵Nakao, J.; Inoue, R.; Shinokubo, H.; Oshima, K. *J. Org. Chem.* **1997**, *62*, 1910.

⁹³⁶Snider, B.B.; Merritt, J.E. *Tetrahedron* **1991**, *47*, 8663.

⁹³⁷Iwahama, T.; Sakaguchi, S.; Ishii, Y. *Chem. Commun.* **2000**, 2317.

⁹³⁸Fujiwara, N.; Yamamoto, Y. *J. Org. Chem.* **1999**, *64*, 4095.

⁹³⁹Klaps, E.; Schmid, W. *J. Org. Chem.* **1999**, *64*, 7537.

⁹⁴⁰Asao, N.; Matsukawa, Y.; Yamamoto, Y. *Chem. Commun.* **1996**, 1513.

⁹⁴¹Luo, F.-T.; Fwu, S.-L.; Huang, W.-S. *Tetrahedron Lett.* **1992**, *33*, 6839.

⁹⁴²Nishikawa, T.; Yorimitsu, H.; Oshima, K. *Synlett* **2004**, 1573.

⁹⁴³Lautens, M.; Hiebert, S. *J. Am. Chem. Soc.* **2004**, *126*, 1437.

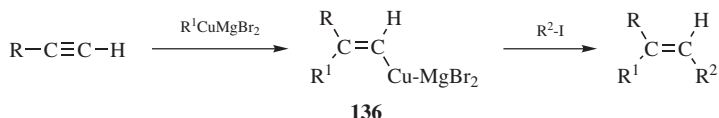
⁹⁴⁴Zeni, G.; Nogueira, C.W.; Pena, J.M.; Pialsã, C.; Menezes, P.H.; Braga, A.L.; Rocha, J.B.T. *Synlett* **2003**, 579.

⁹⁴⁵Matsubara, S.; Ukai, K.; Toda, N.; Utimoto, K.; Oshima, K. *Synlett* **2000**, 995.

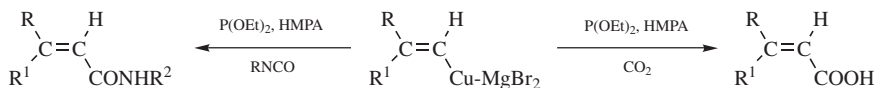
⁹⁴⁶Tanaka, R.; Hirano, S.; Urabe, H.; Sato, F. *Org. Lett.* **2003**, *5*, 67.

⁹⁴⁷For reviews of this and related reactions, see Raston, C.L.; Salem, G., in Hartley, F.R. *The Chemistry of the Metal–Carbon Bond*, Vol. 4, Wiley, NY, **1987**, pp. 159–306, pp. 233–248; Normant, J.F.; Alexakis, A. *Synthesis* **1981**, 841; Hudrlik, P.F.; Hudrlik, A.M., in Patai, S. *The Chemistry of the Carbon–Carbon Triple Bond*, pt. 1, Wiley, NY, **1978**, pp. 233–238. For a list of reagents and references for this and related reactions, see Larock, R.C. *Comprehensive Organic Transformations*, 2nd ed., Wiley-VCH, NY, **1999**, pp. 452–460.

reagents)⁹⁴⁸ and an alkyl iodide in ether-HMPA containing triethyl phosphite.⁹⁴⁹ The groups add stereoselectively syn. The reaction, which has been applied to primary⁹⁵⁰ R' and to primary, allylic, benzylic, vinylic, and α -alkoxyalkyl R', involves initial addition of the alkylcopper reagent,⁹⁵¹ followed by a coupling reaction (10-57):



Acetylene itself (R = H) undergoes the reaction with R₂CuLi instead of the Normant reagent.⁹⁵² The use of R' containing functional groups has been reported.⁹⁵³ If the alkyl iodide is omitted, the vinylic copper intermediate



136 can be converted to a carboxylic acid by the addition of CO₂ (see 16-30) or to an amide by the addition of an isocyanate, in either case in the presence of HMPA and a catalytic amount of triethyl phosphite.⁹⁵⁴ The use of I₂ results in a vinylic iodide.⁹⁵⁵

Similar reactions, in which two alkyl groups are added to a triple bond, have been carried out with trialkylalanes (R₃Al), with zirconium complexes as catalysts.⁹⁵⁶ Allyl ethers and iodobenzene have also been added using a

⁹⁴⁸For the composition of these reagents see Ashby, E.C.; Smith, R.S.; Goel, A.B. *J. Org. Chem.* **1981**, *46*, 5133; Ashby, E.C.; Goel, A.B. *J. Org. Chem.* **1983**, *48*, 2125.

⁹⁴⁹Gardette, M.; Alexakis, A.; Normant, J.F. *Tetrahedron* **1985**, *41*, 5887, and references cited therein. For an extensive list of references, see Marfat, A.; McGuirk, P.R.; Helquist, P. *J. Org. Chem.* **1979**, *44*, 3888.

⁹⁵⁰For a method of using secondary and tertiary R, see Rao, S.A.; Periasamy, M. *Tetrahedron Lett.* **1988**, *29*, 4313.

⁹⁵¹The initial product, 136, can be hydrolyzed with acid to give RR'C=CH₂. See Westmijze, H.; Kleijn, H.; Meijer, J.; Vermeer, P. *Recl. Trav. Chim. Pays-Bas* **1981**, *100*, 98, and references cited therein.

⁹⁵²Alexakis, A.; Cahiez, G.; Normant, J.F. *Synthesis* **1979**, 826; *Tetrahedron* **1980**, *36*, 1961; Furber, M.; Taylor, R.J.K.; Burford, S.C. *J. Chem. Soc. Perkin Trans. 1*, **1986**, 1809.

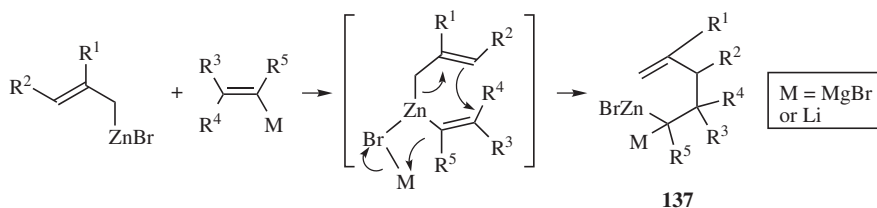
⁹⁵³Rao, S.A.; Knochel, P. *J. Am. Chem. Soc.* **1991**, *113*, 5735.

⁹⁵⁴Normant, J.F.; Cahiez, G.; Chuit, C.; Villieras, J. *J. Organomet. Chem.* **1973**, *54*, C53.

⁹⁵⁵Alexakis, A.; Cahiez, G.; Normant, J.F. *Org. Synth.* **VII**, 290.

⁹⁵⁶Negishi, E.; Van Horn, D.E.; Yoshida, T. *J. Am. Chem. Soc.* **1985**, *107*, 6639. For reviews, see Negishi, E. *Acc. Chem. Res.* **1987**, *20*, 65; *Pure Appl. Chem.* **1981**, *53*, 2333; Negishi, E.; Takahashi, T. *Aldrichimica Acta* **1985**, *18*, 31.

zirconium complex.⁹⁵⁷ Similarly, allyl ethers and allyl chlorides have been added.⁹⁵⁸



Allylic zinc bromides add to vinylic Grignard and lithium reagents to give the gem-dimetallo compounds **137**. The two metallo groups can be separately reacted with various nucleophiles.⁹⁵⁹

Arylboronic acids (p. 905) react with alkynes and 1 equivalent of an aryl iodide, with a palladium catalyst, to add two aryl groups across the triple bond.⁹⁶⁰

OS VII, 236, 245, 290.

15-23 The Ene Reaction

Hydro-allyl-addition



Alkenes can add to double bonds in a reaction different from those discussed in **15-20**, which, however, is still formally the addition of RH to a double bond. This is called the *ene reaction* or the *ene synthesis*.⁹⁶¹ For the reaction to proceed without a catalyst, one of the components must be a reactive dienophile (see **15-60** for a definition of this word), such as maleic anhydride, but the other (which supplies the hydrogen) may be a simple alkene such as propene. Rather high reaction temperatures (250–450°C) are common unless the substrates are very

⁹⁵⁷Hara, R.; Nishihara, Y.; Landré, P.D.; Takahashi, T. *Tetrahedron Lett.* **1997**, 38, 447.

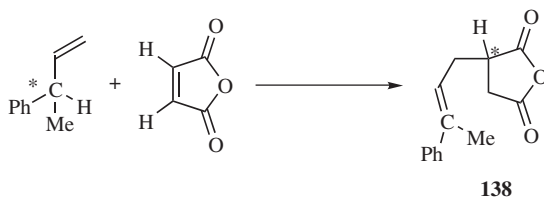
⁹⁵⁸Takahashi, T.; Kotora, M.; Kasai, K.; Suzuki, N. *Tetrahedron Lett.* **1994**, 35, 5685.

⁹⁵⁹Knochel, P.; Normant, J.F. *Tetrahedron Lett.* **1986**, 27, 1039, 1043, 4427, 4431, 5727.

⁹⁶⁰Zhou, C.; Emrich, D.E.; Larock, R.C. *Org. Lett.* **2003**, 5, 1579.

⁹⁶¹Alder, K.; von Brachel, H. *Liebigs Ann. Chem.* **1962**, 651, 141. For a monograph, see Carruthers, W. *Cycloaddition Reactions in Organic Synthesis*, Pergamon, Elmsford, NY, **1990**. For reviews, see Boyd, G.V., in Patai, S. *Supplement A: The Chemistry of Double-Bonded Functional Groups*, Vol. 2, pt. 1, Wiley, NY, **1989**, pp. 477–525; Keung, E.C.; Alper, H. *J. Chem. Educ.* **1972**, 49, 97–100; Hoffmann, H.M.R. *Angew. Chem. Int. Ed.* **1969**, 8, 556. For reviews of intramolecular ene reactions see, Taber, D.F. *Intramolecular Diels–Alder and Alder Ene Reactions*, Springer, NY, **1984**; pp. 61–94; Oppolzer, W.; Snieckus, V. *Angew. Chem. Int. Ed.* **1978**, 17, 476–486; Conia, J.M.; Le Perchec, P. *Synthesis* **1975**, 1. See Desimoni, G.; Fàita, G.; Righetti, P.P.; Sfulcini, A.; Tsyganov, D. *Tetrahedron* **1994**, 50, 1821 for solvent effects in the ene reaction.

activated. Note that steric acceleration of the uncatalyzed ene reaction is known.⁹⁶² Cyclopropene has also been used.⁹⁶³ The reaction is compatible with a variety of functional groups that can be appended to the ene and dienophile.⁹⁶⁴ *N,N*-Diallyl amides give an ene cyclization, for example.⁹⁶⁵ The ene reaction is known with fullerene (see p. 94) derivatives.⁹⁶⁶ There has been much discussion of the mechanism of this reaction, and both concerted pericyclic (as shown above) and stepwise



mechanisms have been suggested. The mechanism of the ene reaction of singlet ($^1\Delta_g$) oxygen with simple alkenes was found to involve two steps, with no intermediate.⁹⁶⁷ A retro-ene reaction is known with allylic dithiocarbonate.⁹⁶⁸ The reaction between maleic anhydride and optically active $\text{PhCHMeCH}=\text{CH}_2$ gave an optically active product (**138**),⁹⁶⁹ which is strong evidence for a concerted rather than a stepwise mechanism.⁹⁷⁰ The reaction can be highly stereoselective.⁹⁷¹

The reaction can be extended to less-reactive enophiles by the use of Lewis acid catalysts, especially alkylaluminum halides.⁹⁷² Titanium catalysts,⁹⁷³ $\text{Sc}(\text{OTf})_3$,⁹⁷⁴

⁹⁶²Choony, N.; Kuhnert, N.; Sannes, P.G.; Smith, G.; Ward, R.W. *J. Chem. Soc., Perkin Trans. 1* **2002**, 1999.

⁹⁶³Deng, Q.; Thomas IV, B.E.; Houk, K.N.; Dowd, P. *J. Am. Chem. Soc.* **1997**, *119*, 6902.

⁹⁶⁴For a review of ene reactions in which one of the reactants bears a Si or Ge atom, see Dubac, J.; Laporterie, A. *Chem. Rev.* **1987**, *87*, 319.

⁹⁶⁵Cossy, J.; Bouzide, A. *Tetrahedron* **1997**, *53*, 5775; Oppolzer, W.; Fürstner, A. *Helv. Chim. Acta* **1993**, *76*, 2329; Oppolzer, W.; Schröder, F. *Tetrahedron Lett.* **1994**, *35*, 7939.

⁹⁶⁶Wu, S.; Shu, L.; Fan, K. *Tetrahedron Lett.* **1994**, *35*, 919.

⁹⁶⁷Singleton, D. A.; Hang, C.; Szymanski, M. J.; Meyer, M. P.; Leach, A. G.; Kuwata, K. T.; Chen, J. S.; Greer, A.; Foote, C. S.; Houk, K. N. *J. Am. Chem. Soc.* **2003**, *125*, 1319.

⁹⁶⁸Eto, M.; Nishimoto, M.; Kubota, S.; Matsuoka, T.; Harano, K. *Tetrahedron Lett.* **1996**, *37*, 2445.

⁹⁶⁹Hill, R.K.; Rabinovitz, M. *J. Am. Chem. Soc.* **1964**, *86*, 965. See also, Garsky, V.; Koster, D.F.; Arnold, R.T. *J. Am. Chem. Soc.* **1974**, *96*, 4207; Stephenson, L.M.; Mattern, D.L. *J. Org. Chem.* **1976**, *41*, 3614; Nahm, S.H.; Cheng, H.N. *J. Org. Chem.* **1986**, *51*, 5093.

⁹⁷⁰For other evidence for a concerted mechanism see Benn, F.R.; Dwyer, J.; Chappell, I. *J. Chem. Soc. Perkin Trans. 2*, **1977**, 533; Jenner, G.; Salem, R.B.; El'yanov, B.; Gonikberg, E.M. *J. Chem. Soc. Perkin Trans. 2*, **1989**, 1671. See Thomas IV, B.E.; Loncharich, R.J.; Houk, K.N. *J. Org. Chem.* **1992**, *57*, 1354 for transition-state structures of the intramolecular ene reaction.

⁹⁷¹Cossy, J.; Bouzide, A.; Pfau, M. *Tetrahedron Lett.* **1992**, *33*, 4883; Ooi, T.; Maruoka, K.; Yamamoto, H. *Tetrahedron* **1994**, *50*, 6505; Thomas IV, B.E.; Houk, K.N. *J. Am. Chem. Soc.* **1993**, *115*, 790; Also see Masaya, K.; Tanino, K.; Kuwajima, I. *Tetrahedron Lett.* **1994**, *35*, 7965.

⁹⁷²For reviews, see Chaloner, P.A., in Hartley, F.R. *The Chemistry of the Metal–Carbon Bond*, Vol. 4, Wiley, NY, **1987**, pp. 456–460; Snider, B.B. *Acc. Chem. Res.* **1980**, *13*, 426.

⁹⁷³Waratuke, S.A.; Johnson, E.S.; Thorn, M.G.; Fanwick, P.E.; Rothwell, I.P. *Chem. Commun.* **1996**, 2617; Sturla, S.J.; Kablaoui, N.M.; Buchwald, S.L. *J. Am. Chem. Soc.* **1999**, *121*, 1976.

⁹⁷⁴Aggarwal, V.K.; Vennall, G.P.; Davey, P.N.; Newman, C. *Tetrahedron Lett.* **1998**, *39*, 1997.

LiClO_4 ⁹⁷⁵ yttrium,⁹⁷⁶ nickel catalysts,⁹⁷⁷ as well as a combination of silver and gold catalysts⁹⁷⁸ have also been used. A magnesium-ene cyclization stereochemically directed by an allylic oxyanionic group has been reported.⁹⁷⁹ The Lewis acid catalyzed reaction probably has a stepwise mechanism.⁹⁸⁰ The ene reaction has also been mediated on certain resins,⁹⁸¹ and using formaldehyde that was encapsulated in zeolite.⁹⁸² An iridium catalyzed ene reaction has been done in an ionic liquid.⁹⁸³ The carbonyl-ene reaction is also very useful, and often gives synthetically useful yields of products when catalyzed by Lewis acids,⁹⁸⁴ including asymmetric catalysts.⁹⁸⁵ Among the useful Lewis acids are scandium triflate⁹⁸⁶ and chromium complexes.⁹⁸⁷ Carbonyl ene cyclization has been reported on silica gel at high pressure (15 kbar).⁹⁸⁸ Ene reactions with imines,⁹⁸⁹ nitrile oxides,⁹⁹⁰ as well as nitroso ene reactions are known.⁹⁹¹

OS IV, 766; V, 459. See also, OS VIII, 427.

15-24 The Michael Reaction

Hydro-bis(ethoxycarbonyl)methyl-addition, and so on



Compounds containing electron-withdrawing groups (Z is defined on p. 1007) add, in the presence of bases, to alkenes of the form $\text{C}=\text{C}-\text{Z}$ (including quinones).

⁹⁷⁵Davies, A.G.; Kinart, W.J. *J. Chem. Soc. Perkin Trans. 2*, **1993**, 2281.

⁹⁷⁶Molander, G.A.; Corrette, C.P. *J. Org. Chem.* **1999**, *64*, 9697.

⁹⁷⁷Michelet, V.; Galland, J.-C.; Charrault, L.; Savignac, M.; Genêt, J.-P. *Org. Lett.* **2001**, *3*, 2065.

⁹⁷⁸Kennedy-Smith, J.J.; Staben, S.T.; Toste, F.D. *J. Am. Chem. Soc.* **2004**, *126*, 4526.

⁹⁷⁹Cheng, D.; Zhu, S.; Yu, Z.; Cohen, T. *J. Am. Chem. Soc.* **2001**, *123*, 30.

⁹⁸⁰See Snider, B.B.; Ron E. *J. Am. Chem. Soc.* **1985**, *107*, 8160.

⁹⁸¹Cunningham, I.D.; Brownhill, A.; Hamerton, I.; Howlin, B.J. *Tetrahedron* **1997**, *53*, 13473.

⁹⁸²Okachi, T.; Onaka, M. *J. Am. Chem. Soc.* **2004**, *126*, 2306.

⁹⁸³Shibata, T.; Yamasaki, M.; Kadowaki, S.; Takagi, K. *Synlett* **2004**, 2812.

⁹⁸⁴See Achmatowicz, O.; Bialek-Florjańczyk, E. *Tetrahedron* **1996**, *52*, 8827; Marshall, J.A.; Andersen, M.W. *J. Org. Chem.* **1992**, *57*, 5851 for mechanistic discussions of this reaction.

⁹⁸⁵Mikami, K.; Terada, M.; Narisawa, S.; Nakai, T. *Synlett* **1992**, 255; Wu, X.-M.; Funakoshi, K.; Sakai, K. *Tetrahedron Lett.* **1993**, *34*, 5927. For a discussion of the mechanism of the chiral copper complex-catalyzed carbonyl ene reaction, see Morao, I.; McNamara, J.P.; Hillier, I.H. *J. Am. Chem. Soc.* **2003**, *125*, 628.

⁹⁸⁶See Aggarwal, V.K.; Vennall, G.P.; Davey, P.N.; Newman, C. *Tetrahedron Lett.* **1998**, *39*, 1997.

⁹⁸⁷Ruck, R.T.; Jacobsen, E.N. *J. Am. Chem. Soc.* **2002**, *124*, 2882.

⁹⁸⁸Dauben, W.G.; Hendricks, R.T. *Tetrahedron Lett.* **1992**, *33*, 603.

⁹⁸⁹Tohyama, Y.; Tanino, K.; Kuwajima, I. *J. Org. Chem.* **1994**, *59*, 518; Yamanaka, M.; Nishida, A.; Nakagawa, M.; *Org. Lett.* **2000**, *2*, 159.

⁹⁹⁰For a discussion of the mechanism of the intramolecular reaction, see Yu, Z.-X.; Houk, K.N. *J. Am. Chem. Soc.* **2003**, *125*, 13825.

⁹⁹¹Lu, X. *Org. Lett.* **2004**, *6*, 2813. See also, Leach, A.G.; Houk, K.N. *J. Am. Chem. Soc.* **2002**, *124*, 14820. For a review, see Adam, W.; Krebs, O. *Chem. Rev.* **2003**, *103*, 4131.

This is called the *Michael reaction* and involves conjugate addition.⁹⁹² The compound RCH₂Z or RCHZ' can include aldehydes,⁹⁹³ ketones,⁹⁹⁴ esters⁹⁹⁵ and diesters,⁹⁹⁶ diketones,⁹⁹⁷ keto-esters,⁹⁹⁸ carboxylic acids and dicarboxylic acids,⁹⁹⁹ nitriles,¹⁰⁰⁰ and nitro compounds,¹⁰⁰¹ often with chiral catalysts or additives that give asymmetric induction. Enamines can also be used as the nucleophilic partner in Michael additions.¹⁰⁰² In the most common examples, a base removes the acidic proton and then the mechanism is as outlined on p. 1008. The reaction has been carried out with conjugated substrates that include malonates, cyanoacetates, acetoacetates, other β-keto esters, and compounds of the form ZCH₃, ZCH₂R, ZCHR₂, and ZCHRZ', including carboxylic esters, amides,¹⁰⁰³ ketones, aldehydes, nitriles, nitro compounds,¹⁰⁰⁴

⁹⁹²For reviews, see Yanovskaya, L.A.; Kryshnal, G.V.; Kulganek, V.V. *Russ. Chem. Rev.* **1984**, *53*, 744; Bergmann, E.D.; Ginsburg, D.; Pappo, R. *Org. React.* **1959**, *10*, 179; House, H.O. *Modern Synthetic Reaction*, 2nd ed., W.A. Benjamin, NY, **1972**, pp. 595–623. The subject is also discussed at many places, in Stowell, J.C. *Carbanions in Organic Synthesis*, Wiley, NY, **1979**.

⁹⁹³Hagiwara, H.; Okabe, T.; Hakoda, K.; Hoshi, T.; Ono, H.; Kamat, V.P.; Suzuki, T.; Ando, M. *Tetrahedron Lett.* **2001**, *42*, 2705; Melchiorre, P.; Jørgensen, K.A. *J. Org. Chem.* **2003**, *68*, 4151; Shimizu, K.; Suzuki, H.; Hayashi, E.; Kodama, T.; Tsuchiya, Y.; Hagiwara, H.; Kityama, Y. *Chem. Commun.* **2002**, 1068; Willis, M.C.; McNally, S.J.; Beswick, P.J. *Angew. Chem. Int. Ed.* **2004**, *43*, 340. For an intramolecular example, see Fonseca, M.T.H.; List, B. *Angew. Chem. Int. Ed.* **2004**, *43*, 3958.

⁹⁹⁴Betancort, J.M.; Sakthivel, K.; Thayumanavan, R.; Barbas III, C.F. *Tetrahedron Lett.* **2001**, *42*, 4441; Enders, D.; Seki, A. *Synlett* **2002**, 26. For an example using an α-hydroxy ketone, see Andrey, O.; Alexakis, A.; Bernardinelli, G. *Org. Lett.* **2003**, *5*, 2559; Harada, S.; Kumagai, N.; Kinoshita, T.; Matsunaga, S.; Shibasaki, M. *J. Am. Chem. Soc.* **2003**, *125*, 2582.

⁹⁹⁵Kim, S.-G.; Ahn, K.H. *Tetrahedron Lett.* **2001**, *42*, 4175.

⁹⁹⁶Halland, N.; Aburel, P.S.; Jørgensen, K.A. *Angew. Chem. Int. Ed.* **2003**, *42*, 661.

⁹⁹⁷da Silva, F.M.; Gomes, A.K.; Jones Jr., J. *Can. J. Chem.* **1999**, *77*, 624.

⁹⁹⁸Suzuki, T.; Torii, T. *Tetrahedron Asymmetry* **2001**, *12*, 1077; García-Gómez, G.; Moretó, J.M. *Eur. J. Org. Chem.* **2001**, 1359; Kobayashi, S.; Kakumoto, K.; Mori, Y.; Manabe, K. *Isr. J. Chem.* **2001**, *41*, 247.

⁹⁹⁹Méou, A.; Lamarque, L.; Brun, P. *Tetrahedron Lett.* **2002**, *43*, 5301.

¹⁰⁰⁰Kraus, G.A.; Dneprovskaja, E. *Tetrahedron Lett.* **2000**, *41*, 21. For an example using an α-cyano amide, see Wolckenhauer, S.A.; Rychnovsky, S.D. *Org. Lett.* **2004**, *6*, 2745. For a review of conjugate addition to this relatively unreactive class of compounds, see Fleming, F.F.; Wang, Q. *Chem. Rev.* **2003**, *103*, 2035.

¹⁰⁰¹Sebti, S.; Boukhal, H.; Hanafi, N.; Boulaajaj, S. *Tetrahedron Lett.* **1999**, *40*, 6207; Novák, T.; Tatai, J.; Bakó, P.; Czugler, M.; Keglevich, G. Töke, L. *Synlett* **2001**, 424; Halland, N.; Hazell, R.G.; Jørgensen, K.A. *J. Org. Chem.* **2002**, *67*, 8331; Ooi, T.; Fujioka, S.; Maruoka, K. *J. Am. Chem. Soc.* **2004**, *126*, 11790. For a reaction using nitromethane and a Mg–Al hydrotalcite catalyst, see Choudary, B.M.; Kantam, M.L.; Kavita, B.; Reddy, Ch.V.; Figueras, F. *Tetrahedron* **2000**, *56*, 9357. For the importance of the aggregation state, see Strzalko, T.; Seyden-Penne, J.; Wartski, L.; Froment, F.; Corset, J. *Tetrahedron Lett.* **1994**, *35*, 3935.

¹⁰⁰²Sharma, U.; Bora, U.; Boruah, R.C.; Sandhu, J.S. *Tetrahedron Lett.* **2002**, *43*, 143.

¹⁰⁰³Taylor, M.S.; Jacobsen, E.N. *J. Am. Chem. Soc.* **2003**, *125*, 11204.

¹⁰⁰⁴For reviews of Michael reactions, where Z or Z' is nitro, see Yoshikoshi, A.; Miyashita, M. *Acc. Chem. Res.* **1985**, *18*, 284; Baer, H.H.; UrBas L., in Feuer, H. *The Chemistry of the Nitro and Nitroso Groups*, pt. 2, Wiley, NY, **1970**, pp. 130–148. See Kumar, H.M.S.; Reddy, B.V.S.; Reddy, P.T.; Yadav, J.S. *Tetrahedron Lett.* **1999**, *40*, 5387; Ji, J.; Barnes, D.M.; Zhang, J.; King, S.A.; Wittenberger, S.J.; Morton, H.E. *J. Am. Chem. Soc.* **1999**, *121*, 10215; List, B.; Pojarliev, P.; Martin, H.J. *Org. Lett.* **2001**, *3*, 2423; Alexakis, A.; Andrey, O. *Org. Lett.* **2002**, *4*, 3611; Mase, N.; Thayumanavan, R.; Tanaka, F.; Barbas III, C.F. *Org. Lett.* **2004**, *6*, 2527; Okino, T.; Hoashi, Y.; Takemoto, Y. *J. Am. Chem. Soc.* **2003**, *125*, 12672; Ishii, T.; Fujioka, S.; Sekiguchi, Y.; Kotsuki, H. *J. Am. Chem. Soc.* **2004**, *126*, 9558; Li, H.; Wang, Y.; Tang, L.; Deng, L. *J. Am. Chem. Soc.* **2004**, *126*, 9906; Watanabe, M.; Ikagawa, A.; Wang, H.; Murata, K.; Ikariya, T. *J. Am. Chem. Soc.* **2004**, *126*, 11148.

and sulfones, as well as other compounds with relatively acidic hydrogens, such as indenenes and fluorenes. Vinylogous Michael reaction are well known, using a variety of nucleophilic species.¹⁰⁰⁵ Michael addition of methyl 2,2-dichloroacetate/LiN(TMS)₂ where TMS = trimesitylsilyl, leads to formation of a cyclopropane ring.¹⁰⁰⁶ Similarly, the intramolecular Michael addition of an α -chloro ketone enolate anion, formed *in situ* using DABCO, leads to formation of a bicyclo[4.1.0] diketone.¹⁰⁰⁷ It is noted that activated aryl compounds undergo Michael addition in the presence of an imidazolidinone catalyst.¹⁰⁰⁸ Conjugate addition of nitrones using SmI₂ has been reported.¹⁰⁰⁹

These reagents do not add to ordinary double bonds, except in the presence of free-radical initiators (15-33). 1,2 Addition (to the C=O or C \equiv N group) often competes and sometimes predominates (16-38).¹⁰¹⁰ In particular, α,β -unsaturated aldehydes seldom give 1,4 addition.¹⁰¹¹ The Michael reaction has traditionally been performed in protic solvents, with catalytic amounts of base,¹⁰¹² but more recently better yields with fewer side reactions have been obtained in some cases by using an equimolar amount of base to convert the nucleophile to its enolate form (*performed enolate*). In particular, preformed enolates are often used where stereoselective reactions are desired.¹⁰¹³ Silyl enol ethers can also be used, and in conjunction with chiral additives.¹⁰¹⁴ Phase-transfer catalysts have been used,¹⁰¹⁵ and ionic liquids have been used in conjunction with phase-transfer catalysis.¹⁰¹⁶ Michael addition has been done in ionic liquids, adding aldehydes to conjugated nitro compounds using proline as a catalyst.¹⁰¹⁷ Transition-metal compounds, such as CeCl₃,¹⁰¹⁸ Yb(OTf)₃,¹⁰¹⁹ Bi(OTf)₃,¹⁰²⁰ ferric chloride hexahydrate,¹⁰²¹

¹⁰⁰⁵Ballini, R.; Bosica, G.; Fiorini, D. *Tetrahedron Lett.* **2001**, *42*, 8471.

¹⁰⁰⁶Escribano, A.; Pedregal, C.; González, R.; Fernández, A.; Burton, K.; Stephenson, G.A. *Tetrahedron* **2001**, *57*, 9423.

¹⁰⁰⁷Bremeyer, N.; Smith, S.C.; Ley, S.V.; Gaunt, M.J. *Angew. Chem. Int. Ed.* **2004**, *43*, 2681.

¹⁰⁰⁸Paras, N.A.; MacMillan, D.W.C. *J. Am. Chem. Soc.* **2002**, *124*, 7894.

¹⁰⁰⁹Masson, G.; Cividino, P.; Py, S.; Vallée, Y. *Angew. Chem. Int. Ed.* **2003**, *42*, 2265.

¹⁰¹⁰For a discussion of 1,2 versus 1,4-addition, see, Oare, D.A.; Heathcock, C.H. *Top. Stereochem.* **1989**, *19*, 227, pp. 232–236.

¹⁰¹¹For reports of successful 1,4-additions to α,β -unsaturated aldehydes, see Kryshtal, G.V.; Kulganek, V.V.; Kuchero, V.F.; Yanovskaya, L.A. *Synthesis* **1979**, 107; Yamaguchi, M.; Yokota, N.; Minami, T. *J. Chem. Soc., Chem. Commun.* **1991**, 1088.

¹⁰¹²See Macquarrie, D.J. *Tetrahedron Lett.* **1998**, *39*, 4125 for the use of supported phenolates as catalysts.

¹⁰¹³For reviews of stereoselective Michael additions, see Oare, D.A.; Heathcock, C.H. *Top. Stereochem.* **1991**, *20*, 87; **1989**, *19*, 227.

¹⁰¹⁴Harada, T.; Adachi, S.; Wang, X. *Org. Lett.* **2004**, *6*, 4877.

¹⁰¹⁵Kim, D.Y.; Huh, S.C. *Tetrahedron* **2001**, *57*, 8933.

¹⁰¹⁶Dere, R.T.; Pal, R.R.; Patil, P.S.; Salunkhe, M.M. *Tetrahedron Lett.* **2003**, *44*, 5351.

¹⁰¹⁷In bmim PF₆, 3-butyl-1-methylimidazolium hexafluorophosphate: Kotrusz, P.; Toma, S.; Schamlz, H.-G.; Adler, A. *Eur. J. Org. Chem.* **2004**, 1577.

¹⁰¹⁸Boruah, A.; Baruah, M.; Prajapati, D.; Sandhu, J.S. *Synth. Commun.* **1998**, *28*, 653; Bartoli, G.; Bosco, M.; Bellucci, M.C.; Marcantoni, E.; Sambri, L.; Torregiani, E. *Eur. J. Org. Chem.* **1999**, 617.

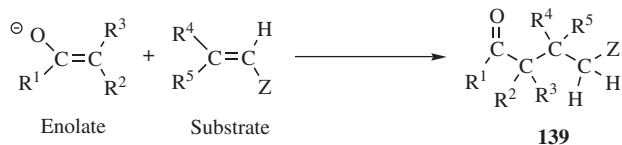
¹⁰¹⁹Keller, E.; Feringa, B.L. *Tetrahedron Lett.* **1996**, *37*, 1879; Kotsuki, H.; Arimura, K. *Tetrahedron Lett.* **1997**, *38*, 7583.

¹⁰²⁰Varala, R.; Alam, M.M.; Adapa, S.R. *Synlett* **2003**, 720.

¹⁰²¹For a review, see Christoffers, J. *Synlett* **2001**, 723.

copper compounds,¹⁰²² lanthanum complexes,¹⁰²³ ruthenium complexes,¹⁰²⁴ or scandium complexes¹⁰²⁵ also induce the reaction. In many cases, such compounds lead to catalytic enantioselective Michael additions.¹⁰²⁶ Conjugate addition has also been promoted by Y-zeolite,¹⁰²⁷ and water-promoted Michael additions have also been reported.¹⁰²⁸ Other catalysts have also been used.¹⁰²⁹ Vinylzinc complexes add to conjugated ketones in the presence of a CuBr catalyst.¹⁰³⁰

In a Michael reaction with suitably different R groups, two new stereogenic centers are created (see **139**).



In a diastereoselective process, one of the two pairs is formed exclusively or predominantly, as a racemic mixture.¹⁰³¹ Many such examples have been reported.⁶⁷² In many of these cases, both the enolate anion and substrate can exist as (*Z*) or (*E*) isomers. With enolates derived from ketones or carboxylic esters, The (*E*) enolates gave the syn pair of enantiomers (p. 166), while (*Z*) enolates gave the anti pair.¹⁰³² Nitro compounds add to conjugated ketones in the presence of a dipeptide and a piperazine.¹⁰³³ Malonate derivatives also add to conjugated ketones,¹⁰³⁴ and keto esters add to conjugated esters.¹⁰³⁵ Addition of chiral additives to the reaction, such as metal–salen complexes,¹⁰³⁶ proline derivatives,¹⁰³⁷ or (–)-sparteine,¹⁰³⁸

¹⁰²²Iguchi, Y.; Itooka, R.; Miyaura, N. *Synlett* **2003**, 1040; Meyer, O.; Becht, J.-M.; Helmchen, G. *Synlett* **2003**, 1539. For a discussion of the mechanism, see Comelles, J.; Moreno-Mañas, M.; Pérez, E.; Roglans, A.; Sebastián, R.M.; Vallribera, A. *J. Org. Chem.* **2004**, *69*, 6834.

¹⁰²³Kim, Y.S.; Matsunaga, S.; Das, J.; Sekine, A.; Ohshima, T.; Shibasaki, M. *J. Am. Chem. Soc.* **2000**, *122*, 6506.

¹⁰²⁴Watanabe, M.; Murata, K.; Ikariya, T. *J. Am. Chem. Soc.* **2003**, *125*, 7508; Wadsworth, K.J.; Wood, F.K.; Chapman, C.J.; Frost, C.G. *Synlett* **2004**, 2022. For a review, see Hayashi, T.; Yamasaki, K. *Chem. Rev.* **2003**, *103*, 2829.

¹⁰²⁵Mori, Y.; Kakumoto, K.; Manabe, K.; Kobayashi, S. *Tetrahedron Lett.* **2000**, *41*, 3107.

¹⁰²⁶For a review, see Krause, N.; Hoffmann-Röder, A. *Synthesis* **2001**, 171.

¹⁰²⁷Sreekumar, R.; Rugmini, P.; Padmakumar, R. *Tetrahedron Lett.* **1997**, *38*, 6557.

¹⁰²⁸Lubineau, A.; Augé, J. *Tetrahedron Lett.* **1992**, *33*, 8073.

¹⁰²⁹Phosphoramidites: Grossman, R.B.; Comesse, S.; Rasne, R.M.; Hattori, K.; Delong, M.N. *J. Org. Chem.* **2003**, *68*, 871. Fluorapatite: Zahouily, M.; Abrouki, Y.; Rayadh, A.; Sebti, S.; Dhimane, H.; David, M. *Tetrahedron Lett.* **2003**, *44*, 2463.

¹⁰³⁰Huang, X.; Pi, J. *Synlett* **2003**, 481.

¹⁰³¹For a more extended analysis, see Oare, D.A.; Heathcock, C.H. *Top. Stereochem.* **1989**, *19*, p. 237.

¹⁰³²For example, see Oare, D.A.; Heathcock, C.H. *J. Org. Chem.* **1990**, *55*, 157.

¹⁰³³Tsogoeva, S.B.; Jagtap, S.B. *Synlett* **2004**, 2624; Ballini, R.; Barboni, L.; Bosica, G.; Fiorini, D. *Synthesis* **2002**, 2725.

¹⁰³⁴Zhang, Z.; Dong, Y.-W.; Wang, G.-W.; Komatsu, K. *Synlett* **2004**, 61.

¹⁰³⁵Yadav, J.S.; Geetha, V.; Reddy, B.V.S. *Synth. Commun.* **2002**, *32*, 3519.

¹⁰³⁶Jha, S.C.; Joshi, N.N. *Tetrahedron Asymmetry* **2001**, *12*, 2463.

¹⁰³⁷Yamaguchi, M.; Shiraishi, T.; Hirama, M. *J. Org. Chem.* **1996**, *61*, 3520.

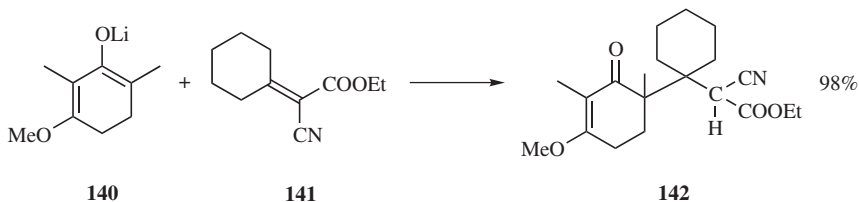
¹⁰³⁸Xu, F.; Tillyer, R.D.; Tschäen, D.M.; Grabowski, E.J.J.; Reider, P.J. *Tetrahedron Asymmetry* **1998**, *9*, 1651.

lead to product formation with good-to-excellent asymmetric induction. Ultrasound has also been used to promote asymmetric Michael reactions.¹⁰³⁹ Intramolecular versions of Michael addition are known.¹⁰⁴⁰ A double Michael process is possible, where conjugate addition to an alkynyl ketone is followed by an intramolecular Michael to form a functionalized ring.¹⁰⁴¹

When either or both of the reaction components has a chiral substituent, the reaction can be enantioselective (only one of the four diastereomers formed predominantly).¹⁰⁴² Enantioselective addition has also been achieved by the use of a chiral catalyst¹⁰⁴³ and by using optically active enamines instead of enolates.¹⁰⁴⁴ Chiral imines have also been used.¹⁰⁴⁵

Mannich bases (see **16-19**) and β -halo carbonyl compounds can also be used as substrates; these are converted to the $C=C-Z$ compounds *in situ* by the base (**16-19**, **17-13**).¹⁰⁴⁶ Substrates of this kind are especially useful in cases where the $C=C-Z$ compound is unstable. The reaction of $C=C-Z$ compounds with enamines (**10-69**) can also be considered a Michael reaction. Michael reactions are reversible.

When the substrate contains *gem-Z* groups (e.g., **141**), bulky groups can be added, if the reaction is carried out under aprotic conditions. For example, addition of enolate **140** to **141** gave **142** in which two adjacent quaternary centers have been formed.¹⁰⁴⁷



¹⁰³⁹Mirza-Aghayan, M.; Etemad-Moghadam, G.; Zaparucha, A.; Berlan, J.; Loupy, A.; Koenig, M. *Tetrahedron Asymmetry* **1995**, *6*, 2643.

¹⁰⁴⁰Christoffers, J. *Tetrahedron Lett.* **1998**, *39*, 7083.

¹⁰⁴¹Holeman, D.S.; Rasne, R.M.; Grossman, R.B. *J. Org. Chem.* **2002**, *67*, 3149.

¹⁰⁴²See, for example, Töke, L.; Fenichel, L.; Albert, M. *Tetrahedron Lett.* **1995**, *36*, 5951; Corey, E.J.; Peterson, R.T. *Tetrahedron Lett.* **1985**, *26*, 5025; Calderari, G.; Seebach, D. *Helv. Chim. Acta* **1985**, *68*, 1592; Tomioka, K.; Ando, K.; Yasuda, K.; Koga, K. *Tetrahedron Lett.* **1986**, *27*, 715; Posner, G.H.; Switzer, C. *J. Am. Chem. Soc.* **1986**, *108*, 1239; Enders, D.; Demir, A.S.; Rendenbach, B.E.M. *Chem. Ber.* **1987**, *120*, 1731. Also see, Hawkins, J.M.; Lewis, T.A. *J. Org. Chem.* **1992**, *57*, 2114.

¹⁰⁴³Yura, T.; Iwasawa, N.; Mukaiyama, T. *Chem. Lett.* **1988**, 1021; Yura, T.; Iwasawa, N.; Narasaka, K.; Mukaiyama, T. *Chem. Lett.* **1988**, 1025; Desimoni, G.; Quadrelli, P.; Righetti, P.P. *Tetrahedron* **1990**, *46*, 2927.

¹⁰⁴⁴See d'Angelo, J.; Revial, G.; Volpe, T.; Pfau, M. *Tetrahedron Lett.* **1988**, *29*, 4427.

¹⁰⁴⁵d'Angelo, J.; Desmaële, D.; Dumas, F.; Guingant, A. *Tetrahedron Asymmetry* **1992**, *3*, 459.

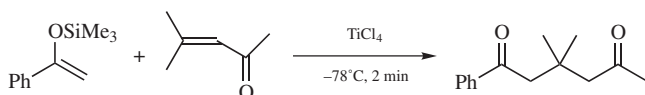
¹⁰⁴⁶Mannich bases react with ketones *without* basic catalysts to give 1,5-diketones, but this process, known as the *thermal-Michael reaction*, has a different mechanism: Brown, H.L.; Buchanan, G.L.; Curran, A.C.W.; McLay, G.W. *Tetrahedron* **1968**, *24*, 4565; Gill, N.S.; James, K.B.; Lions, F.; Potts, K.T. *J. Am. Chem. Soc.* **1952**, *74*, 4923.

¹⁰⁴⁷Holton, R.A.; Williams, A.D.; Kennedy, R.M. *J. Org. Chem.* **1986**, *51*, 5480.

In certain cases, Michael reactions can take place under acidic conditions.¹⁰⁴⁸ Michael-type addition of radicals to conjugated carbonyl compounds is also known.¹⁰⁴⁹ Radical addition can be catalyzed by $\text{Yb}(\text{OTf})_3$,¹⁰⁵⁰ but radicals add under standard conditions as well, even intramolecularly.¹⁰⁵¹ Electrochemical-initiated Michael additions are known.

Michael reactions are sometimes applied to substrates of the type $\text{C}\equiv\text{C}-\text{Z}$, where the coproducts are conjugated systems of the type $\text{C}=\text{C}-\text{Z}$.¹⁰⁵² Indeed, because of the greater susceptibility of triple bonds to nucleophilic attack, it is even possible for nonactivated alkynes (e.g., acetylene), to be substrates in this reaction.¹⁰⁵³

In a closely related reaction, silyl enol ethers add to α,β -unsaturated ketones and esters when catalyzed¹⁰⁵⁴ by TiCl_4 , for example,¹⁰⁵⁵



InCl_3 also catalyzes this reaction.¹⁰⁵⁶ Aluminum compounds also catalyze this reaction¹⁰⁵⁷ and the reaction has been done in neat tri-*n*-propylaluminum.¹⁰⁵⁸ A solid-state version of the reaction used alumina• ZnCl_2 .¹⁰⁵⁹ This reaction, also, has been performed diastereoselectively.¹⁰⁶⁰ Tin enolates have been used.¹⁰⁶¹

OS **I**, 272; **II**, 200; **III**, 286; **IV**, 630, 652, 662, 776; **V**, 486, 1135; **VI**, 31, 648, 666, 940; **VII**, 50, 363, 368, 414, 443; **VIII**, 87, 210, 219, 444, 467; **IX**, 526. See also, OS **VIII**, 148.

¹⁰⁴⁸See Hajos, Z.G.; Parrish, D.R. *J. Org. Chem.* **1974**, *39*, 1612; *Org. Synth.* **VII**, 363.

¹⁰⁴⁹Undheim, K.; Williams, K. *J. Chem. Soc., Chem. Commun.* **1994**, 883; Bertrand, S.; Glapski, C.; Hoffmann, N.; Pete, J.-P. *Tetrahedron Lett.* **1999**, *40*, 3169.

¹⁰⁵⁰Sibi, M.P.; Jasperse, C.P.; Ji, J. *J. Am. Chem. Soc.* **1995**, *117*, 10779. See Wu, J.H.; Radinov, R.; Porter, N.A. *J. Am. Chem. Soc.* **1995**, *117*, 11029 for a related reaction involving $\text{Zn}(\text{OTf})_2$.

¹⁰⁵¹Enholm, E.J.; Kinter, K.S. *J. Org. Chem.* **1995**, *60*, 4850.

¹⁰⁵²Rudorf, W.-D.; Schwarz, R. *Synlett* **1993**, 369.

¹⁰⁵³See, for example, Makosza, M. *Tetrahedron Lett.* **1966**, 5489.

¹⁰⁵⁴Other catalysts have also been used. For a list of catalysts, with references, see Larock, R.C. *Comprehensive Organic Transformations*, 2nd ed., Wiley-VCH, NY, **1999**, pp. 1576–1582. See also, Mukaiyama, T.; Kobayashi, S.; Tamura, M.; Sagawa, Y. *Chem. Lett.* **1987**, 491; Mukaiyama, T.; Kobayashi, S. *J. Organomet. Chem.* **1990**, 382, 39.

¹⁰⁵⁵Narasaka, K.; Soai, K.; Aikawa, Y.; Mukaiyama, T. *Bull. Chem. Soc. Jpn.* **1976**, *49*, 779; Saigo, K.; Osaki, M.; Mukaiyama, T. *Chem. Lett.* **1976**, 163; Matsuda, I. *J. Organomet. Chem.* **1987**, 321, 307; Narasaka, K. *Org. Synth.*, *65*, 12. See also, Yoshikoshi, A.; Miyashita, M. *Acc. Chem. Res.* **1985**, *18*, 284.

¹⁰⁵⁶Loh, T.-P.; Wei, L.-L. *Tetrahedron* **1998**, *54*, 7615.

¹⁰⁵⁷Tucker, J.A.; Clayton, T.L.; Mordas, D.M. *J. Org. Chem.* **1997**, *62*, 4370.

¹⁰⁵⁸Kabbara, J.; Flemming, S.; Nickisch, K.; Neh, H.; Westermann, J. *Tetrahedron* **1995**, *51*, 743.

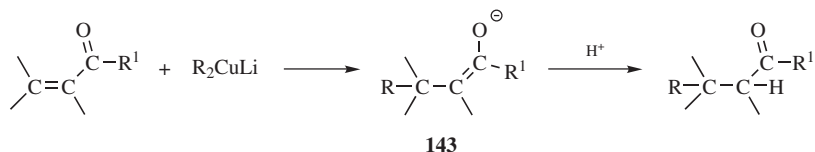
¹⁰⁵⁹Ranu, B.C.; Saha, M.; Bhar, S. *Tetrahedron Lett.* **1993**, *34*, 1989.

¹⁰⁶⁰See Heathcock, C.H.; Uehling, D.E. *J. Org. Chem.* **1986**, *51*, 279; Mukaiyama, T.; Tamura, M.; Kobayashi, S. *Chem. Lett.* **1986**, 1017, 1817, 1821; **1987**, 743.

¹⁰⁶¹Yasuda, M.; Ohigashi, N.; Shibata, I.; Baba, A. *J. Org. Chem.* **1999**, *64*, 2180; Yasuda, M.; Chiba, K.; Ohigashi, N.; Katoh, Y.; Baba, A. *J. Am. Chem. Soc.* **2003**, *125*, 7291.

15-25 1,4 Addition of Organometallic Compounds to Activated Double Bonds

Hydro-alkyl-addition



Lithium dialkylcopper reagents (see **10-57**) add to α,β -unsaturated aldehydes¹⁰⁶² and ketones ($\text{R}' = \text{H}, \text{R}, \text{Ar}$) to give conjugate addition products¹⁰⁶³ in a reaction closely related to the Michael reaction. α,β -Unsaturated esters are less reactive,¹⁰⁶⁴ and the corresponding acids do not react at all. R can be primary alkyl, vinylic,¹⁰⁶⁵ or aryl. If Me_3SiCl is present, the reaction takes place much faster and with higher yields; in this case the product is the silyl enol ether of **143** (see **12-17**).¹⁰⁶⁶ The use of Me_3SiCl also permits good yields with allylic R groups.¹⁰⁶⁷ Conjugated alkenyl-ketones also react via 1,4-addition to give substituted alkenyl-ketones.¹⁰⁶⁸

Various functional groups, such as OH and unconjugated $\text{C}=\text{O}$ groups, may be present in the substrate.¹⁰⁶⁹ Conjugated sulfones are also good substrates.¹⁰⁷⁰ An excess of the cuprate reagent relative to the conjugated substrate is often required. In general, only one of the R groups of R_2CuLi adds to the substrate; the other is wasted. This can be a limitation where the precursor (RLi or RCu, see **12-36**) is expensive or available in limited amounts, particularly if an excess of the reagent

¹⁰⁶²For reviews, see Alexakis, A.; Chuit, C.; Commerçon-Bourgain, M.; Foulon, J.P.; Jabri, N.; Mangeney, P.; Normant, J.F. *Pure Appl. Chem.* **1984**, *56*, 91.

¹⁰⁶³House, H.O.; Respass, W.L.; Whitesides, G.M. *J. Org. Chem.* **1966**, *31*, 3128. For reviews, see Posner, G.H. *Org. React.* **1972**, *19*, 1; House, H.O. *Acc. Chem. Res.* **1976**, *9*, 59. For a discussion of the mechanism and regioselectivity, see Yamanaka, M.; Kato, S.; Nakamura, E. *J. Am. Chem. Soc.* **2004**, *126*, 6287. For examples of the use of this reaction in the synthesis of natural products, see Posner, G.H. *An Introduction to Synthesis Using Organocopper Reagents*, Wiley, NY, **1980**, pp. 10–67. For a list of organocopper reagents that give this reaction, with references, see Larock, R.C. *Comprehensive Organic Transformations*, 2nd ed., Wiley-VCH, NY, **1999**, pp. 1599–1613, 1814–1824.

¹⁰⁶⁴ R_2CuLi also add to *N*-tosylated α,β -unsaturated amides: Nagashima, H.; Ozaki, N.; Washiyama, M.; Itoh, K. *Tetrahedron Lett.* **1985**, *26*, 657.

¹⁰⁶⁵Bennabi, S.; Narkunan, K.; Rousset, L.; Bouchu, D.; Ciufolini, M.A. *Tetrahedron Lett.* **2000**, *41*, 8873.

¹⁰⁶⁶Corey, E.J.; Boaz, N.W. *Tetrahedron Lett.* **1985**, *26*, 6019; Alexakis, A.; Berlan, J.; Besace, Y. *Tetrahedron Lett.* **1986**, *27*, 1047; Matsuzo, S.; Horiguchi, Y.; Nakamura, E.; Kuwajima, I. *Tetrahedron* **1989**, *45*, 349; Horiguchi, Y.; Komatsu, M.; Kuwajima, I. *Tetrahedron Lett.* **1989**, *30*, 7087; Linderman, R.J.; McKenzie, J.R. *J. Organomet. Chem.* **1989**, *361*, 31; Bertz, S.H.; Smith, R.A.J. *Tetrahedron* **1990**, *46*, 4091. For a list of references, see Larock, R.C. *Comprehensive Organic Transformations*, 2nd ed., Wiley-VCH, NY, **1999**, pp. 1491–1492.

¹⁰⁶⁷Lipshutz, B.H.; Ellsworth, E.L.; Dimock, S.H.; Smith, R.A.J. *J. Am. Chem. Soc.* **1990**, *112*, 4404; Lipshutz, B.H.; James, B. *Tetrahedron Lett.* **1993**, *34*, 6689.

¹⁰⁶⁸Degli-Innocenti, A.; Stucchi, E.; Capperucci, A.; Mordini, A.; Reginato, G.; Ricci, A. *Synlett* **1992**, *329*, 332.

¹⁰⁶⁹For the use of enol tosylates of 1,2-diketones as substrates, see Charonnat, J.A.; Mitchell, A.L.; Keogh, B.P. *Tetrahedron Lett.* **1990**, *31*, 315.

¹⁰⁷⁰Domínguez, E.; Carretero, J.C. *Tetrahedron Lett.* **1993**, *34*, 5803.

is required. The difficulty of group transfer can be overcome by using one of the mixed reagents $R(R'C\equiv C)CuLi$,¹⁰⁷¹ $R(O-t-Bu)CuLi$,¹⁰⁷² $R(PhS)CuLi$,¹⁰⁷³ each of which transfers only the R group. Mixed reagents are easily prepared by the reaction of RLi with $R'C\equiv CCu$ ($R' = n-Pr$ or $t-Bu$), $t-BuOCu$, or $PhSCu$, respectively. A further advantage of the mixed reagents is that good yields of addition product are achieved when R is tertiary, so that use of one of them permits the introduction of a tertiary alkyl group. The mixed reagents $R(CN)CuLi$ ¹⁰⁷⁴ (prepared from RLi and CuCN) and $R_2Cu(CN)Li_2$ ¹⁰⁷⁵ also selectively transfer the R group.¹⁰⁷⁶ Other mixed reagents incorporate a ligand that is not easily transferred, such as $R(R'Se)Cu(CN)Li_2$, leading to selective transfer of the R group.¹⁰⁷⁷ The reaction has also been carried out¹⁰⁷⁸ with α,β -acetylenic ketones,¹⁰⁷⁹ esters, and nitriles.

Both Grignard and R_2CuLi reagents¹⁰⁸⁰ have also been added to systems of the form $C\equiv C-C=O$.¹⁰⁸¹ Conjugate addition to α,β -unsaturated and acetylenic acids and esters, as well as ketones, can be achieved by the use of the coordinated reagents $RCu\bullet BF_3$ ($R = \text{primary}$).¹⁰⁸² Alkylcopper compounds RCu ($R = \text{primary}$ or secondary alkyl) have also been used with tetramethylethylenediamine and Me_3SiCl to give silyl enol ethers from α,β -unsaturated ketones in high yield.¹⁰⁸³ Amine units have been transferred in this manner using α -lithio amides, CuCN, and additives ranging from LiCl to $Me_2NCH_2SnBu_3$, which gave conjugate addition of an amidomethyl unit, $-CH_2N(Me)Boc$.¹⁰⁸⁴ Other amino-cuprates are known to give conjugate addition reactions.¹⁰⁸⁵

¹⁰⁷¹House, H.O.; Umen, M.J. *J. Org. Chem.* **1973**, *38*, 3893; Corey, E.J.; Floyd, D.; Lipshutz, B.H. *J. Org. Chem.* **1978**, *43*, 3419.

¹⁰⁷²Posner, G.H.; Whitten, C.E. *Tetrahedron Lett.* **1973**, 1815.

¹⁰⁷³Posner, G.H.; Whitten, C.E.; Sterling, J.J. *J. Am. Chem. Soc.* **1973**, *95*, 7788.

¹⁰⁷⁴Corlier, J.; Hamon, L.; Levisalles, J.; Wagon, J. *J. Chem. Soc., Chem. Commun.* **1973**, 88. For another useful mixed reagent, see Ledlie, D.B.; Miller, G. *J. Org. Chem.* **1979**, *44*, 1006.

¹⁰⁷⁵Lipshutz, B.H.; Wilhelm, R.S.; Kozlowski, J. *Tetrahedron Lett.* **1982**, *23*, 3755; Lipshutz, B.H. *Tetrahedron Lett.* **1983**, *24*, 127.

¹⁰⁷⁶When the two R groups of $R_2Cu(CN)Li_2$ are different, one can be selectively transferred: Lipshutz, B.H.; Wilhelm, R.S.; Kozlowski, J.A. *J. Org. Chem.* **1984**, *49*, 3938.

¹⁰⁷⁷Zinn, F.K.; Ramos, E.C.; Comasseto, J.V. *Tetrahedron Lett.* **2001**, *42*, 2415.

¹⁰⁷⁸For a list of references, see Larock, R.C. *Comprehensive Organic Transformations*, 2nd ed., Wiley-VCH, NY, **1999**, pp. 456-457.

¹⁰⁷⁹Lee, P.H.; Park, J.; Lee, K.; Kim, H.-C. *Tetrahedron Lett.* **1999**, *40*, 7109.

¹⁰⁸⁰For example, see Corey, E.J.; Kim, C.U.; Chen, H.K.; Takeda, M. *J. Am. Chem. Soc.* **1972**, *94*, 4395; Anderson, R.J.; Corbin, V.L.; Cotterrell, G.; Cox, G.R.; Henrick, C.A.; Schaub, F.; Siddall, J.B. *J. Am. Chem. Soc.* **1975**, *97*, 1197.

¹⁰⁸¹For a review of the addition of organometallic reagents to conjugated enynes see Miginiac, L. *J. Organomet. Chem.* **1982**, *238*, 235.

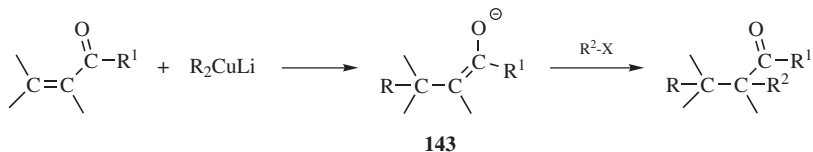
¹⁰⁸²For a review, see Yamamoto, Y. *Angew. Chem. Int. Ed.* **1986**, *25*, 947. For a discussion of the role of the BF_3 , see Lipshutz, B.H.; Ellsworth, E.L.; Siahaan, T.J. *J. Am. Chem. Soc.* **1988**, *110*, 4834; **1989**, *111*, 1351.

¹⁰⁸³Johnson, C.R.; Marren, T.J. *Tetrahedron Lett.* **1987**, *28*, 27.

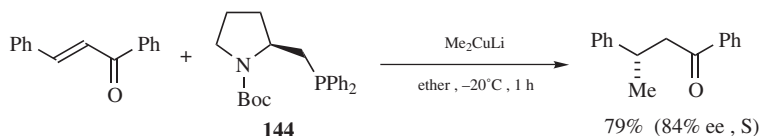
¹⁰⁸⁴Dieter, R.K.; Velu, S.E. *J. Org. Chem.* **1997**, *62*, 3798; Dieter, R.K.; Alexander, C.W. *Synlett* **1993**, 407; Dieter, R.K.; Alexander, C.W.; Nice, L.E. *Tetrahedron* **2000**, *56*, 2767; Dieter, R.K.; Lu, K.; Velu, S.E. *J. Org. Chem.* **2000**, *65*, 8715. See Dieter, R.K.; Topping, C.M.; Nice, L.E. *J. Org. Chem.* **2001**, *66*, 2302.

¹⁰⁸⁵Yamamoto, Y.; Asao, N.; Uyehara, T. *J. Am. Chem. Soc.* **1992**, *114*, 5427.

There is generally little or no competition from 1,2-addition (to the C=O). However, when R is allylic, 1,4-addition is observed with some substrates and 1,2-addition with others.¹⁰⁸⁶ R₂CuLi also add to α,β-unsaturated sulfones¹⁰⁸⁷ but not to simple α,β-unsaturated nitriles.¹⁰⁸⁸ Organocopper reagents (RCu), as well as certain R₂CuLi add to α,β-unsaturated and acetylenic sulfoxides.¹⁰⁸⁹



Conjugate addition of the cuprate to the α,β-unsaturated ketone leads to an enolate ion, **143**. It is possible to have this enolate anion reacts with an electrophilic species (*tandem vicinal difunctionalization*), in some cases at the O and in other cases at the C.¹⁰⁹⁰ For example, if an alkyl halide R²X is present (R² = primary alkyl or allylic), the enolate **143** can be alkylated directly.¹⁰⁹¹ Thus, by this method, both the α and β positions of a ketone are alkylated in one synthetic operation (see also, **15-22**).



As with the Michael reaction (**15-24**) the 1,4-addition of organometallic compounds has been performed diastereoselectively¹⁰⁹² and enantioselectively.¹⁰⁹³

¹⁰⁸⁶House, H.O.; Fischer, Jr., W.F. *J. Org. Chem.* **1969**, *34*, 3615. See also, Daviaud, G.; Miginiac, P. *Tetrahedron Lett.* **1973**, 3345.

¹⁰⁸⁷Posner, G.H.; Brunelle, D.J. *Tetrahedron Lett.* **1973**, 935.

¹⁰⁸⁸House, H.O.; Umen, M.J. *J. Org. Chem.* **1973**, *38*, 3893.

¹⁰⁸⁹Truce, W.E.; Lusch, M.J. *J. Org. Chem.* **1974**, *39*, 3174; **1978**, *43*, 2252.

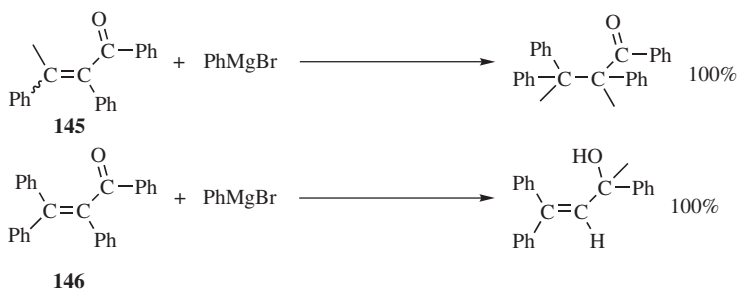
¹⁰⁹⁰For reviews of such reactions, see Chapdelaine, M.J.; Hulce, M. *Org. React.* **1990**, *38*, 225; Taylor, R.J.K. *Synthesis* **1985**, 364. For a list of references, see Larock, R.C. *Comprehensive Organic Transformations*, 2nd ed., Wiley-VCH, NY, **1999**, pp. 1609–1612, 1826.

¹⁰⁹¹Coates, R.M.; Sandefur, L.O. *J. Org. Chem.* **1974**, *39*, 275; Posner, G.H.; Lentz, C.M. *Tetrahedron Lett.* **1977**, 3215.

¹⁰⁹²For some examples, see Isobe, M.; Funabashi, Y.; Ichikawa, Y.; Mio, S.; Goto, T. *Tetrahedron Lett.* **1984**, *25*, 2021; Kawasaki, H.; Tomioka, K.; Koga, K. *Tetrahedron Lett.* **1985**, *26*, 3031; Yamamoto, Y.; Nishii, S.; Ibuka, T. *J. Chem. Soc., Chem. Commun.* **1987**, 464, 1572; Smith III, A.B.; Dunlap, N.K.; Sulikowski, G.A. *Tetrahedron Lett.* **1988**, *29*, 439; Smith III, A.B.; Trumper, P.K. *Tetrahedron Lett.* **1988**, *29*, 443; Alexakis, A.; Sedrani, R.; Mangeney, P.; Normant, J.F. *Tetrahedron Lett.* **1988**, *29*, 4411; Larchevêque, M.; Tamagnan, G.; Petit, Y. *J. Chem. Soc., Chem. Commun.* **1989**, 31; Page, P.C.B.; Procter, J.C.; Hursthouse, M.B.; Mazid, M. *J. Chem. Soc. Perkin Trans. 1*, **1990**, 167; Corey, E.J.; Hannon, F.J. *Tetrahedron Lett.* **1990**, *31*, 1393.

¹⁰⁹³For reviews, see Posner, G.H. *Acc. Chem. Res.* **1987**, *20*, 72; in Morrison, J.D. *Asymmetric Synthesis* Vol. 2, Academic Press, NY, **1983**, the articles by Tomioka, K.; Koga, K. pp. 201–224; Posner, G. pp. 225–241.

The influence of solvent and additives on yield and selectivity has been examined.¹⁰⁹⁴ The conjugate addition of dimethyl cuprate in the presence of a chiral ligand, such as **144**, is an example.¹⁰⁹⁵ The use of chiral ligands with MgI₂/I₂ and Bu₃SnI gave conjugate addition products with α,β -unsaturated amides with good % ee.¹⁰⁹⁶ Chiral bis(oxazoline) copper catalysts have been used for the conjugate addition of indoles to α,β -unsaturated esters.¹⁰⁹⁷ Chiral templates have also been used with Grignard reagents, directly¹⁰⁹⁸ and in the presence of AlMe₂Cl.¹⁰⁹⁹ Many of the examples cited below involve the use of chiral additives, chiral catalysts, or chiral templates.



Grignard reagents also add to conjugated substrates such as α,β -unsaturated ketones, cyano-ketones,¹¹⁰⁰ esters, and nitriles,¹¹⁰¹ but 1,2-addition may seriously compete:¹¹⁰² The product is often controlled by steric factors. Thus **145** with phenylmagnesium bromide gives 100% 1,4-addition, while **146** gives 100% 1,2-addition. In general, substitution at the carbonyl group increases 1,4-addition, while substitution at the double bond increases 1,2-addition. In most cases, both products are obtained, but α,β -unsaturated aldehydes nearly always give exclusive 1,2-addition when treated with Grignard reagents. However, the extent of 1,4-addition of Grignard reagents can be increased by the use of a copper ion catalyst, for example, CuCl, Cu(OAc)₂.¹¹⁰³ A dialkyl copper–magnesium iodide complex (R₂Cu•MgI) has been used for conjugate addition to chiral α,β -unsaturated amides.¹¹⁰⁴ Grignard reagents mixed with CeCl₃ generates a reactive species that gives primarily 1,4-addition.¹¹⁰⁵ It is likely that alkylcopper reagents, formed from RMgX and

¹⁰⁹⁴Christenson, B.; Ullenius, C.; Håkansson, M.; Jagner, S. *Tetrahedron* **1992**, *48*, 3623.

¹⁰⁹⁵Kanai, M.; Koga, K.; Tomioka, K. *Tetrahedron Lett.* **1992**, *33*, 7193.

¹⁰⁹⁶Sibi, M.P.; Ji, J.; Wu, J.H.; Gürtler, S.; Porter, N.A. *J. Am. Chem. Soc.* **1996**, *118*, 9200.

¹⁰⁹⁷Jensen, K.B.; Thorhauge, J.; Hazell, R.G.; Jørgensen, K.A. *Angew. Chem. Int. Ed.* **2001**, *40*, 160.

¹⁰⁹⁸Han, Y.; Hruby, V.J. *Tetrahedron Lett.* **1997**, *38*, 7317.

¹⁰⁹⁹Bongini, A.; Cardillo, G.; Mingardi, A.; Tomasini, C. *Tetrahedron Asymmetry* **1996**, *7*, 1457.

¹¹⁰⁰Kung, L.-R.; Tu, C.-H.; Shia, K.-S.; Liu, H.-J. *Chem. Commun.* **2003**, 2490.

¹¹⁰¹Fleming, F.F.; Wang, Q.; Zhang, Z.; Steward, O.W. *J. Org. Chem.* **2002**, *67*, 5953.

¹¹⁰²For a discussion of the factors affecting 1,2- versus 1,4-addition, see Negishi, E. *Organometallics in Organic Synthesis* Vol. 1, Wiley, NY, **1980**, pp. 127–133.

¹¹⁰³Posner, G.H. *Org. React.* **1972**, *19*, 1; López, F.; Harutyanyan, S.R.; Minnaard, A.J.; Feringa, B.L. *J. Am. Chem. Soc.* **2004**, *126*, 12784.

¹¹⁰⁴Schneider, C.; Reese, O. *Synthesis* **2000**, 1689.

¹¹⁰⁵Bartoli, G.; Bosco, M.; Sambri, L.; Marcantoni, E. *Tetrahedron Lett.* **1994**, *35*, 8651.

Cu^+ (cupric acetate is reduced to cuprous ion by excess RMgX), are the actual attacking species in these cases.¹⁰⁶³ Alkylidene malonic ester derivatives, $\text{C}=\text{C}(\text{CO}_2\text{R})$, increase the facility of 1,4-addition with the two electron withdrawing groups.¹¹⁰⁶ Alkylidene amido esters, $\text{C}=\text{C}(\text{CO}_2\text{R})\text{NHCOAr}$, react with $\text{EtI}/\text{Mg}(\text{ClO}_4)_2$ and Bu_3SnH , in the presence of BEt_3/O_2 and a chiral ligand, to give the ethylated product $\text{EtCHCH}(\text{CO}_2\text{R})\text{NHCOAr}$.¹¹⁰⁷ This is probably a radical process (see 15-35).

Organolithium reagents¹¹⁰⁸ generally react with conjugated aldehydes, ketones and esters by 1,2-addition,¹¹⁰⁹ but 1,4-addition was achieved with esters of the form $\text{C}=\text{C}-\text{COOAr}$, where Ar was a bulky group such as 2,6-di-*tert*-butyl-4-methoxyphenyl.¹¹¹⁰ Alkylolithium reagents can be made to give 1,4-addition with α,β -unsaturated ketones¹¹¹¹ and aldehydes¹¹¹² if the reactions are conducted in the presence of HMPA.¹¹¹³ Among organolithium reagents that have been found to add 1,4 in this manner are 2-lithio-1,3-dithianes (see 10-71),¹¹¹⁴ vinylolithium reagents,¹¹¹⁵ and α -lithio allylic amides.¹¹¹⁶ Lithium-halogen exchange (12-22) generates an organolithium species that adds intramolecularly to conjugated esters to give cyclic and bicyclic products.¹¹¹⁷ 1,4-Addition of alkylolithium reagents to α,β -unsaturated aldehydes can also be achieved by converting the aldehyde to a benzothiazole derivative (masking the aldehyde function),¹¹¹⁸ from which the aldehyde group can be regenerated. When some conjugated acids are added to organolithium reagents, the conjugate addition product was isolated in good yield.¹¹¹⁹ α,β -Unsaturated nitro compounds undergo conjugate addition with aryllithium reagents, and subsequent treatment with acetic acid gives the α -aryl ketone.¹¹²⁰

¹¹⁰⁶See Kim, Y.M.; Kwon, T.W.; Chung, S.K.; Smith, M.B. *Synth. Commun.* **1999**, 29, 343.

¹¹⁰⁷Sibi, M.P.; Asano, Y.; Sausker, J.B. *Angew. Chem. Int. Ed.* **2001**, 40, 1293.

¹¹⁰⁸For a review of addition of organolithium compounds to double bonds, see Hunt, D.A. *Org. Prep. Proced. Int.* **1989**, 21, 705-749.

¹¹⁰⁹Rozhkov, I.N.; Makin, S.M. *J. Gen. Chem. USSR* **1964**, 34, 57. For a discussion of 1,2- versus 1,4-addition with organolithiums, see Cohen, T.; Abraham, W.D.; Myers, M. *J. Am. Chem. Soc.* **1987**, 109, 7923.

¹¹¹⁰Cooke, Jr., M.P. *J. Org. Chem.* **1986**, 51, 1637.

¹¹¹¹Roux, M.C.; Wartski, L.; Seyden-Penne, J. *Tetrahedron* **1981**, 37, 1927; *Synth. Commun.* **1981**, 11, 85.

¹¹¹²El-Bouz, M.; Wartski, L. *Tetrahedron Lett.* **1980**, 21, 2897.

¹¹¹³Sikorski, W.H.; Reich, H.J. *J. Am. Chem. Soc.* **2001**, 123, 6527.

¹¹¹⁴Lucchetti, J.; Dumont, W.; Krief, A. *Tetrahedron Lett.* **1979**, 2695; Brown, C.A.; Yamaichi, A. *J. Chem. Soc., Chem. Commun.* **1979**, 100; El-Bouz, M.; Wartski, L. *Tetrahedron Lett.* **1980**, 21, 2897. See also, Bürstinghaus, R.; Seebach, D. *Chem. Ber.* **1977**, 110, 841.

¹¹¹⁵For an intramolecular example, see Maezaki, N.; Sawamoto, H.; Yuyama, S.; Yoshigami, R.; Suzuki, T.; Izumi, M.; Ohishi, H.; Tanaka, T. *J. Org. Chem.* **2004**, 69, 6335.

¹¹¹⁶For an example using sparteine as a chiral additive, see Curtis, M.D.; Beak, P. *J. Org. Chem.* **1999**, 64, 2996.

¹¹¹⁷Cooke Jr., M.P.; Gopal, D. *Tetrahedron Lett.* **1994**, 35, 2837. For an example involving the intramolecular addition of a vinylolithium reagent, see Piers, E.; Harrison, C.L.; Zetina-Rocha, C. *Org. Lett.* **2001**, 3, 3245.

¹¹¹⁸Corey, E.J.; Boger, D.L. *Tetrahedron Lett.* **1978**, 9. For another indirect method, see Sato, T.; Okazaki, H.; Otera, J.; Nozaki, H. *Tetrahedron Lett.* **1988**, 29, 2979.

¹¹¹⁹Aurell, M.J.; Mestres, R.; Muñoz, E. *Tetrahedron Lett.* **1998**, 39, 6351. Also see, Plunian, B.; Vaultier, M.; Mortier, J. *Chem. Commun.* **1998**, 81. For a discussion of the mechanism, see Aurell, M.J.; Bañuls, M.J.; Mestres, R.; Muñoz, E. *Tetrahedron* **2001**, 57, 1067.

¹¹²⁰Santos, R.P.; Lopes, R.S.C.; Lopes, C.C. *Synthesis* **2001**, 845.

If the organolithium reagent is modified, 1,4-addition is more successful. The reaction of an aryllithium reagent with $B(OMe)_3$, for example, led to a rhodium-catalyzed conjugate addition with excellent enantioselectivity in when a chiral ligand was employed.¹¹²¹ Allylic tellurium reagents that are treated with lithium diisopropyl amide, and then conjugated esters give the 1,4-addition product, which cyclizes to form the corresponding cyclopropane derivative.¹¹²²

Boron reagents add to conjugated carbonyl compounds.¹¹²³ Alkynyl borate esters (p. 815) give conjugate addition in the presence of boron trifluoride etherate,¹¹²⁴ as do arylboronic acids (p. 815) with a rhodium,¹¹²⁵ palladium,¹¹²⁶ or a bismuth catalyst.¹¹²⁷ Diethylzinc has also been used.¹¹²⁸ Aryl boronic acids add to the double bond of vinyl sulfones in the presence of a rhodium catalyst.¹¹²⁹ Similarly, $LiBPh(OMe)_3$ and a rhodium catalyst gave conjugate addition of the phenyl group to α,β -unsaturated esters.¹¹³⁰ Potassium vinyltrifluoroborates (see p. 607) give 1,4-addition with a rhodium catalyst,¹¹³¹ as do aryltrifluoroborates.¹¹³²

Organozinc compounds add to conjugated systems. The use of chiral ligands is effective for conjugate addition of dialkylzinc compounds to α,β -unsaturated ketones, esters, and so on,¹¹³³ including conjugated lactones.¹¹³⁴ Many dialkylzinc compounds can be used, including vinylzinc compounds.¹¹³⁵ Dialkylzinc

¹¹²¹Takaya, Y.; Ogasawara, M.; Hayashi, T. *Tetrahedron Lett.* **1999**, *40*, 6957.

¹¹²²Liao, W.-W.; Li, K.; Tang, Y. *J. Am. Chem. Soc.* **2003**, *125*, 13030.

¹¹²³Kabalka, G.W.; Das, B.C.; Das, S. *Tetrahedron Lett.* **2002**, *43*, 2323.

¹¹²⁴Chong, J.M.; Shen, L.; Taylor, N.J. *J. Am. Chem. Soc.* **2000**, *122*, 1822.

¹¹²⁵Itooka, R.; Iguchi, Y.; Miyaura, N. *J. Org. Chem.* **2003**, *68*, 6000; Ramnauth, J.; Poulin, O.; Bratovanov, S.S.; Rakhit, S.; Maddaford, S.P. *Org. Lett.* **2001**, *3*, 2571; Reetz, M.T.; Moulin, D.; Gosberg, A. *Org. Lett.* **2001**, *3*, 4083; Kuriyama, M.; Nagai, K.; Yamada, K.-i.; Miwa, Y.; Taga, T.; Tomioka, K. *J. Am. Chem. Soc.* **2002**, *124*, 8932; Boiteau, J.-G.; Minnaard, A.J.; Feringa, B.L. *J. Org. Chem.* **2003**, *68*, 9481; Boiteau, J.-G.; Imbos, R.; Minnaard, A.J.; Feringa, B.L. *Org. Lett.* **2003**, *5*, 681; Shintani, R.; Ueyama, K.; Yamada, I.; Hayashi, T. *Org. Lett.* **2004**, *6*, 3425; Shi, Q.; Xu, L.; Li, X.; Wang, R.; Au-Yeung, T.T.-L.; Chan, A.S.C.; Hayashi, T.; Cao, R.; Hong, M. *Tetrahedron Lett.* **2003**, *44*, 6505; Amengual, R.; Michelet, V.; Genêt, J.-P. *Synlett.* **2002**, 1791. For a review, see Hayashi, T. *Synlett* **2001**, 879.

¹¹²⁶Nishikata, T.; Yamamoto, Y.; Miyaura, N. *Angew. Chem. Int. Ed.* **2003**, *42*, 2768.

¹¹²⁷Sakuma, S.; Miyaura, N. *J. Org. Chem.* **2001**, *66*, 8944.

¹¹²⁸Dong, L.; Xu, Y.-J.; Gong, L.-Z.; Mi, A.-Q.; Jiang, Y.-Z. *Synthesis* **2004**, 1057.

¹¹²⁹With a chiral ligand, see Mauleón, P.; Carretero, J.C. *Org. Lett.* **2004**, *6*, 3195.

¹¹³⁰Takaya, Y.; Senda, T.; Kurushima, H.; Ogasawara, M.; Hayashi, T. *Tetrahedron Asymmetry* **1999**, *10*, 4047.

¹¹³¹Duursma, A.; Boiteau, J.-G.; Lefort, L.; Boogers, J.A.F.; de Vries, A.H.M.; de Vries, J.G.; Minnaard, A.J.; Feringa, B.L. *J. Org. Chem.* **2004**, *69*, 8045.

¹¹³²Moss, R.J.; Wadsworth, K.J.; Chapman, C.J.; Frost, C.G. *Chem. Commun.* **2004**, 1984; Pucheault, M.; Darses, S.; Genêt, J.-P. *Eur. J. Org. Chem.* **2002**, 3552.

¹¹³³Alexakis, A.; Burton, J.; Vastra, J.; Mangeney, P. *Tetrahedron Asymm.*, **1997**, *8*, 3987. Yan, M.; Yang, L.-W.; Wong, K.-Y.; Chan, A.S.C. *Chem. Commun.* **1999**, 11; Tong, P.-E.; Li, P.; Chan, A.S.C. *Tetrahedron Asymmetry* **2001**, *12*, 2301; Liang, L.; Au-Yeung, T.T.-L.; Chan, A.S.C. *Org. Lett.* **2002**, *4*, 3799.

¹¹³⁴Reetz, M.T.; Gosberg, A.; Moulin, D. *Tetrahedron Lett.* **2002**, *43*, 1189.

¹¹³⁵For an example using a nickel catalyst with a chiral ligand, see Ikeda, S.-i.; Cui, D.-M.; Sato, Y. *J. Am. Chem. Soc.* **1999**, *121*, 4712.

compounds and a chiral complex leads to enantioselective conjugate addition in conjunction with $\text{Cu}(\text{OTf})_2$ ¹¹³⁶ or other copper compounds.¹¹³⁷ Diethylzinc adds to conjugated nitro compounds in the presence of a catalytic amount of $\text{Cu}(\text{OTf})_2$ to give the conjugate addition product.¹¹³⁸ Other transition-metal compounds can be used in conjunction with dialkylzinc compounds¹¹³⁹ or with arylzinc halides (ArZnCl).¹¹⁴⁰ Reaction of alkyl iodides with Zn/CuI with ultrasound generates an organometallic that adds to conjugated esters.¹¹⁴¹ Diarylzinc compounds (prepared with the aid of ultrasound) in the presence of nickel acetylacetonate, undergo 1,4-addition not only to α,β -unsaturated ketones, but also to α,β -unsaturated aldehydes.¹¹⁴² Mixed alkylzinc compounds also add to conjugated systems.¹¹⁴³ Functionalized allylic groups can be added to terminal alkynes with allylic halides, zinc, and ultrasound, to give 1,4-dienes.¹¹⁴⁴ Internal alkynes undergo 1,4-addition to conjugated esters using a combination of zinc metal and a cobalt complex as catalysts.¹¹⁴⁵

¹¹³⁶Liang, L.; Yan, M.; Li, Y.-M.; Chan, A.S.C. *Tetrahedron Asymmetry* **2004**, *15*, 2575, and references cited therein; Pàmies, O.; Net, G.; Ruiz, A.; Claver, C.; Woodward, S. *Tetrahedron Asymmetry* **2000**, *11*, 871; Diéguez, M. Ruiz, A.; Claver, C. *Tetrahedron Asymmetry* **2001**, *12*, 2861; Arena, C.G.; Calabrò, G.P.; Franciò, G.; Faraone, F. *Tetrahedron Asymmetry* **2000**, *11*, 2387; Mandoli, A.; Arnold, L.A.; de Vries, A.H.M.; Salvadori, P.; Feringa, B.L. *Tetrahedron Asymmetry* **2001**, *12*, 1929; Martorell, A.; Naasz, R.; Feringa, B.L.; Pringle, P.G. *Tetrahedron Asymmetry* **2001**, *12*, 2497; Escher, I.H.; Pfaltz, A. *Tetrahedron* **2000**, *56*, 2879; Morimoto, T.; Yamaguchi, Y.; Suzuki, M.; Saitoh, A. *Tetrahedron Lett.* **2000**, *41*, 10025; Alexakis, A.; Polet, D.; Rosset, S.; March, S. *J. Org. Chem.* **2004**, *69*, 5660, and references cited therein; Pytkowicz, J.; Roland, S.; Mangeney, P. *Tetrahedron Asymmetry* **2001**, *12*, 2087; Zhou, H.; Wang, W.-H.; Fu, Y.; Xie, J.-H.; Shi, W.-J.; Wang, L.-X.; Zhou, Q.-L. *J. Org. Chem.* **2003**, *68*, 1582; Duncan, A.P.; Leighton, J.L. *Org. Lett.* **2004**, *6*, 4117, and references cited therein; Choi, Y.H.; Choi, J.Y.; Yang, H.-Y.; Kim, H.Y. *Tetrahedron Asymmetry* **2002**, *13*, 801; Kang, J.; Lee, J.H.; Lim, D.S. *Tetrahedron Asymmetry* **2003**, *14*, 305; Scafato, P.; Labano, S.; Cunsolo, G.; Rosini, C. *Tetrahedron Asymmetry* **2003**, *14*, 3873; Hird, A.W.; Hoveyda, A.H. *Angew. Chem. Int. Ed.* **2003**, *42*, 1276.

¹¹³⁷Delapierre, G.; Brunel, J.M.; Constantieux, T.; Buono, G. *Tetrahedron Asymmetry* **2001**, *12*, 1345; Hu, Y.; Liang, X.; Wang, J.; Zheng, Z.; Hu, X. *J. Org. Chem.* **2003**, *68*, 4542; Wan, H.; Hu, Y.; Liang, Y.; Gao, S.; Wang, J.; Zheng, Z.; Hu, X. *J. Org. Chem.* **2003**, *68*, 8277; Alexakis, A.; Polet, D.; Benhaim, C.; Rosset, S. *Tetrahedron Asymmetry* **2004**, *15*, 2199; Breit, B.; Laungani, A.Ch. *Tetrahedron Asymmetry* **2003**, *14*, 3823; Shi, M.; Wang, C.-J.; Zhang, W. *Chem. Eur. J.* **2004**, *10*, 5507.

¹¹³⁸Yan, M.; Chan, A.S.C. *Tetrahedron Lett.* **1999**, *40*, 6645; Rimkus, A.; Sewald, N. *Org. Lett.* **2002**, *4*, 3289; Choi, H.; Hua, Z.; Ojima, I. *Org. Lett.* **2004**, *6*, 2689; Mampreian, D.M.; Hoveyda, A.H. *Org. Lett.* **2004**, *6*, 2829; Duursma, A.; Minnaard, A.J.; Feringa, B.L. *J. Am. Chem. Soc.* **2003**, *125*, 3700.

¹¹³⁹With a vanadium complex: Hirao, T.; Takada, T.; Sakurai, H. *Org. Lett.* **2000**, *2*, 3659. With a nickel complex: Yin, Y.; Li, X.; Lee, D.-S.; Yang, T.-K. *Tetrahedron Asymmetry* **2000**, *11*, 3329; Shadakshari, U.; Nayak, S.K. *Tetrahedron* **2001**, *57*, 8185.

¹¹⁴⁰Shitani, R.; Tokunaga, N.; Doi, H.; Hayashi, T. *J. Am. Chem. Soc.* **2004**, *126*, 6240.

¹¹⁴¹Sarandeses, L.A.; Mouriño, A.; Luche, J.-L. *J. Chem. Soc., Chem. Commun.* **1992**, 798. See also, Das, B.; Banerjee, J.; Mahender, G.; Majhi, A. *Org. Lett.* **2004**, *6*, 3349.

¹¹⁴²Pétrier, C.; de Souza Barboza, J.C.; Dupuy, C.; Luche, J. *J. Org. Chem.* **1985**, *50*, 5761.

¹¹⁴³Berger, S.; Langer, F.; Lutz, C.; Knochel, P.; Mobley, T.A.; Reddy, C.K. *Angew. Chem. Int. Ed.* **1997**, *36*, 1496.

¹¹⁴⁴Knochel, P.; Normant, J.F. *J. Organomet. Chem.* **1986**, *309*, 1.

¹¹⁴⁵Wang, C.-C.; Lin, P.-S.; Cheng, C.-H. *J. Am. Chem. Soc.* **2002**, *124*, 9696.

Trialkylalanes R_3Al add 1,4 to α,β -unsaturated carbonyl compounds in the presence of nickel acetylacetonate¹¹⁴⁶ or $Cu(OTf)_2$.¹¹⁴⁷ In the presence of aluminum chloride, benzene reacts with conjugated amides to add a phenyl group to C-4.¹¹⁴⁸ Alkyl halides react via conjugate addition using BEt_3 or $AlEt_3$.¹¹⁴⁹ An alkynyl group can be added to the double bond of an α,β -unsaturated ketone by use of the diethylalkynylalane reagents $Et_2AlC\equiv CR$.¹¹⁵⁰ In a similar manner, the alkenyl reagents $R_2AlCH=CR$ transfer an alkenyl group.¹¹⁵¹

Terminal alkynes add to conjugated systems when using a ruthenium,¹¹⁵² palladium,¹¹⁵³ or a rhodium catalyst.¹¹⁵⁴ Triphenylbismuth (Ph_3Bi) and a rhodium catalyst gives conjugate addition of the phenyl group upon exposure to air.¹¹⁵⁵ Similar reactivity is observed with a palladium catalyst in aqueous media.¹¹⁵⁶ Lithium tetraalkylgallium reagents give 1,4-addition.¹¹⁵⁷ Trimethyl(phenyl)tin and a rhodium catalyst gives conjugate addition of a methyl group¹¹⁵⁸ and tetraphenyltin and a palladium catalyst adds a phenyl group.¹¹⁵⁹ Allyltin compounds add an allyl group in the presence of a scandium catalyst.¹¹⁶⁰ Benzylic bromides add to conjugated nitriles using a 2:1 mixture of $CrCl_3$ and manganese metal.¹¹⁶¹ Electrochemical conjugate addition to α,β -unsaturated ketones was reported using aryl halides and a cobalt catalyst.¹¹⁶² Aryl halides add in the presence of $NiBr_2$.¹¹⁶³ Vinyl zirconium complexes undergo conjugate addition when using a rhodium catalyst.¹¹⁶⁴ Pyrrole adds to conjugated alkynyl esters in the presence

¹¹⁴⁶Bagnell, L.; Meisters, A.; Mole, T. *Aust. J. Chem.* **1975**, *28*, 817; Ashby, E.C.; Heinsohn, G. *J. Org. Chem.* **1974**, *39*, 3297. See also, Sato, F.; Oikawa, T.; Sato, M. *Chem. Lett.* **1979**, 167; Kunz, H.; Pees, K.J. *J. Chem. Soc. Perkin Trans. 1*, **1989**, 1168.

¹¹⁴⁷Su, L.; Li, X.; Chan, W.L.; Jia, X.; Chan, A.S.C. *Tetrahedron Asymmetry* **2003**, *14*, 1865.

¹¹⁴⁸Koltunov, K.Yu.; Walspurger, S.; Sommer, J. *Tetrahedron Lett.* **2004**, *45*, 3547.

¹¹⁴⁹Liu, J.-Y.; Jang, Y.-J.; Lin, W.-W.; Liu, J.-T.; Yao, C.-F. *J. Org. Chem.* **2003**, *68*, 4030.

¹¹⁵⁰Hooz, J.; Layton, R.B. *J. Am. Chem. Soc.* **1971**, *93*, 7320; Schwartz, J.; Carr, D.B.; Hansen, R.T.; Dayrit, F.M. *J. Org. Chem.* **1980**, *45*, 3053.

¹¹⁵¹Hooz, J.; Layton, R.B. *Can. J. Chem.* **1973**, *51*, 2098. For a similar reaction with an alkenylzirconium reagent, see Dayrit, F.M.; Schwartz, J. *J. Am. Chem. Soc.* **1981**, *103*, 4466.

¹¹⁵²With $SnCl_4$, see Trost, B.M.; Pinkerton, A.B. *J. Am. Chem. Soc.* **1999**, *121*, 1988. See Chang, S.; Na, Y.; Choi, E.; Kim, S. *Org. Lett.* **2001**, *3*, 2089.

¹¹⁵³Chen, L.; Li, C.-J. *Chem. Commun.* **2004**, 2362.

¹¹⁵⁴Hayashi, T.; Tokunaga, N.; Yoshida, K.; Han, J.W. *J. Am. Chem. Soc.* **2002**, *124*, 12102; Lerum, R.V.; Chisholm, J.D. *Tetrahedron Lett.* **2004**, *45*, 6591.

¹¹⁵⁵Venkatraman, S.; Li, C.-J. *Tetrahedron Lett.* **2001**, *42*, 781.

¹¹⁵⁶Nishikata, T.; Yamamoto, Y.; Miyaura, N. *Chem. Commun.* **2004**, 1822.

¹¹⁵⁷Han, Y.; Huang, Y.-Z.; Fang, L.; Tao, W.-T. *Synth. Commun.* **1999**, *29*, 867.

¹¹⁵⁸Venkatraman, S.; Meng, Y.; Li, C.-J. *Tetrahedron Lett.* **2001**, *42*, 4459; Oi, S.; Moro, M.; Ito, H.; Honma, Y.; Miyano, S.; Inoue, Y. *Tetrahedron* **2002**, *58*, 91.

¹¹⁵⁹Ohe, T.; Wakita, T.; Motofusa, S.-i.; Cho, C.S.; Ohe, K.; Uemura, S. *Bull. Chem. Soc. Jpn.* **2000**, *73*, 2149; Ohe, T.; Uemura, S. *Tetrahedron Lett.* **2002**, *43*, 1269.

¹¹⁶⁰Williams, D.R.; Mullins, R.J.; Miller, N.A. *Chem. Commun.* **2003**, 2220.

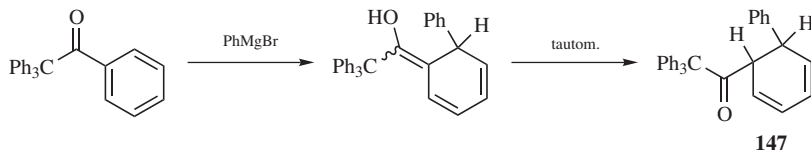
¹¹⁶¹Augé, J.; Gil, R.; Kalsey, S. *Tetrahedron Lett.* **1999**, *40*, 67.

¹¹⁶²Gomes, P.; Gosmini, C.; Nédélec, J.-Y.; Périchon, J. *Tetrahedron Lett.* **2000**, *41*, 3385.

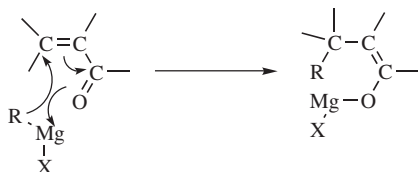
¹¹⁶³Condon, S.; Dupré, D.; Falgayrac, G.; Nédélec, J.-Y. *Eur. J. Org. Chem.* **2002**, 105.

¹¹⁶⁴Kakuuchi, A.; Taguchi, T.; Hanzawa, Y. *Tetrahedron* **2004**, *60*, 1293.

of palladium acetate, to give the 2-alkenyl pyrrole.¹¹⁶⁵



In certain cases, Grignard reagents add 1,4 to *aromatic* systems to give **147** after tautomerization (p. \$\$\$) of the initial formed enol.¹¹⁶⁶ Such cyclohexadienes are easily oxidizable to benzenes (often by atmospheric oxygen), so this reaction becomes a method of alkylating and arylating suitably substituted (usually hindered) aryl ketones. A similar reaction has been reported for aromatic nitro compounds where 1,3,5-trinitrobenzene reacts with excess methylmagnesium halide to give 2,4,6-trinitro-1,3,5-trimethylcyclohexane.¹¹⁶⁷



The mechanisms of most of these reactions are not well known. The 1,4 uncatalyzed Grignard reaction has been postulated to proceed by the cyclic mechanism shown, but there is evidence against it.¹¹⁶⁸ The R₂CuLi¹¹⁶⁹ and copper-catalyzed Grignard additions may involve a number of mechanisms, since the actual attacking species and substrates are so diverse.¹¹⁷⁰ A free-radical mechanism of some type

¹¹⁶⁵Lu, W.; Jia, C.; Kitamura, T.; Fujiwara, Y. *Org. Lett.* **2000**, *2*, 2927.

¹¹⁶⁶This example is from Schmidlin, J.; Wohl, J. *Ber.* **1910**, *43*, 1145; Mosher, W.A.; Huber, M.B. *J. Am. Chem. Soc.* **1953**, *75*, 4604. For a review of such reactions see Fuson, R.C. *Adv. Organomet. Chem.* **1964**, *1*, 221.

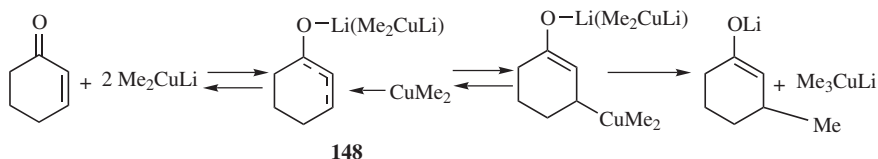
¹¹⁶⁷Severin, T.; Schmitz, R. *Chem. Ber.* **1963**, *96*, 3081. See also, Bartoli, G. *Acc. Chem. Res.* **1984**, *17*, 109; Bartoli, G.; Dalpozzo, R.; Grossi, L. *J. Chem. Soc. Perkin Trans. 2*, **1989**, 573. For a study of the mechanism, see Bartoli, G.; Bosco, M.; Cantagalli, G.; Dalpozzo, R.; Ciminale, F. *J. Chem. Soc. Perkin Trans. 2*, **1985**, 773.

¹¹⁶⁸House, H.O.; Thompson, H.W. *J. Org. Chem.* **1963**, *28*, 360; Klein, J. *Tetrahedron* **1964**, *20*, 465. See, however, Marets, J.; Rivière, H. *Bull. Soc. Chim. Fr.* **1970**, 4320.

¹¹⁶⁹See Kingsbury, C.L.; Smith, R.A.J. *J. Org. Chem.* **1997**, *62*, 4629. Also see, Bertz, S.H.; Miao, G.; Rossiter, B.E.; Snyder, J.P. *J. Am. Chem. Soc.* **1995**, *117*, 11023; Snyder, J.P. *J. Am. Chem. Soc.* **1995**, *117*, 11025; Vellekoop, A.S.; Smith, R.A.J. *J. Am. Chem. Soc.* **1994**, *116*, 2902.

¹¹⁷⁰For some mechanistic investigations, see Berlan, J.; Battioni, J.; Koosha, K. *J. Organomet. Chem.* **1978**, *152*, 359; *Bull. Soc. Chim. Fr.* **1979**, II-183; Four, P.; Riviere, H.; Tang, P.W. *Tetrahedron Lett.* **1977**, 3879; Casey, C.P.; Cesa, M.C. *J. Am. Chem. Soc.* **1979**, *101*, 4236; Krauss, S.R.; Smith, S.G. *J. Am. Chem. Soc.* **1981**, *103*, 141; Bartoli, G.; Bosco, M.; Dal Pozzo, R.; Ciminale, F. *J. Org. Chem.* **1982**, *47*, 5227; Corey, E.J.; Boaz, N.W. *Tetrahedron Lett.* **1985**, *26*, 6015; Yamamoto, Y.; Yamada, J.; Ueyehara, T. *J. Am. Chem. Soc.* **1987**, *109*, 5820; Ullenius, C.; Christenson, B. *Pure Appl. Chem.* **1988**, *60*, 57; Christenson, B.; Olsson, T.; Ullenius, C. *Tetrahedron* **1989**, *45*, 523; Krause, N. *Tetrahedron Lett.* **1989**, *30*, 5219.

(perhaps SET) has been suggested¹¹⁷¹ although the fact that retention of configuration at R has been demonstrated in several cases rules out a completely free R• radical.¹¹⁷² For simple α,β -unsaturated ketones, such as 2-cyclohexenone, and Me_2CuLi , there is evidence¹¹⁷³ for this mechanism:

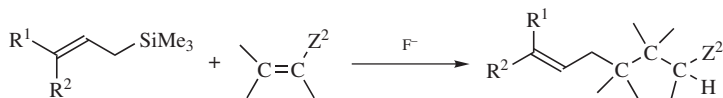


148 is a d,π^* complex, with bonding between copper, as a base supplying a pair of d electrons, and the enone as a Lewis acid using the π^* orbital of the allylic system.¹¹⁷³ The ^{13}C NMR spectrum of an intermediate similar to **148** has been reported.¹¹⁷⁴

For the addition of organocopper reagents to alkynes and conjugated dienes, see **15-22**.

OS **IV**, 93; **V**, 762; **VI**, 442, 666, 762, 786; **VIII**, 112, 257, 277, 479; **IX**, 328, 350, 640.

15-26 The Sakurai Reaction



Allylic silanes $\text{R}_2\text{C}=\text{CHCH}_2\text{SiMe}_3$ can be used instead of silyl enol ethers (the *Sakurai reaction*).¹¹⁷⁵ An allyl group can be added, to α,β -unsaturated carboxylic esters, amides and nitriles, with $\text{CH}_2=\text{CHCH}_2\text{SiMe}_3$ and F^- ion (see **15-47**).¹¹⁷⁶ This reagent gave better results than lithium diallylcuprate (**15-25**). Catalytic Sakurai reactions are known.¹¹⁷⁷ The palladium catalyzed reaction of conjugated ketones with $\text{PhSi}(\text{OEt})_3$ with SbCl_3 and Bu_4NF in acetic acid gave the 1,4-addition product.¹¹⁷⁸ A similar reaction was reported using $\text{PhSi}(\text{OMe})_3$

¹¹⁷¹See, for example, Ruden, R.A.; Litterer, W.E. *Tetrahedron Lett.* **1975**, 2043; House, H.O.; Snoble, K.A.J. *J. Org. Chem.* **1976**, *41*, 3076; Wigal, C.T.; Grunwell, J.R.; Hershberger, J. *J. Org. Chem.* **1991**, *56*, 3759.

¹¹⁷²Näf, F.; Degen, P. *Helv. Chim. Acta* **1971**, *54*, 1939; Whitesides, G.M.; Kendall, P.E. *J. Org. Chem.* **1972**, *37*, 3718. See also, Ref. 1063.

¹¹⁷³Corey, E.J.; Hannon, F.J.; Boaz, N.W. *Tetrahedron* **1989**, *45*, 545.

¹¹⁷⁴Bertz, S.H.; Smith, R.A.J. *J. Am. Chem. Soc.* **1989**, *111*, 8276.

¹¹⁷⁵Hosomi, A.; Sakurai, H. *J. Am. Chem. Soc.* **1977**, *99*, 1673; Jellal, A.; Santelli, M. *Tetrahedron Lett.* **1980**, *21*, 4487; Sakurai, H.; Hosomi, A.; Hayashi, J. *Org. Synth.* **VII**, 443; Kuhnert, N.; Peverley, J.; Robertson, J. *Tetrahedron Lett.* **1998**, *39*, 3215. For a review, see Fleming, I.; Dunoguès, J.; Smithers, R. *Org. React.* **1989**, *37*, 57, see pp. 127, 335–370. For a review of intramolecular additions, see Schinzer, D. *Synthesis* **1988**, 263.

¹¹⁷⁶Majetich, G.; Casares, A.; Chapman, D.; Behnke, M. *J. Org. Chem.* **1986**, *51*, 1745.

¹¹⁷⁷ InCl_3 : Lee, P.H.; Lee, K.; Sung, S.-y.; Chang, S. *J. Org. Chem.* **2001**, *66*, 8646.

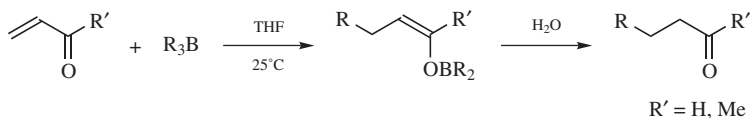
¹¹⁷⁸Denmark, S.E.; Amishiro, N. *J. Org. Chem.* **2003**, *68*, 6997.

with a rhodium catalyst.¹¹⁷⁹ In a related reaction, Ph_2SiCl_2 , NaF and a rhodium catalyst gives conjugate addition of a phenyl group to α,β -unsaturated ketones.¹¹⁸⁰ An interesting rhodium-catalyzed, conjugate addition of a phenyl group was reported using a siloxane polymer bearing Si-Ph units.¹¹⁸¹

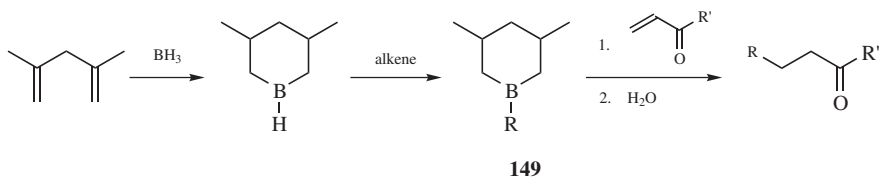
Silyl ketene acetals, $\text{RCH}=\text{C}(\text{OMe})\text{OSiMe}_3$, add to conjugated ketones to give δ -keto esters, in MeNO_2 as solvent.¹¹⁸²

15-27 Conjugate Addition of Boranes to Activated Double Bonds

Hydro-alkyl-addition (overall transformation)



Just as trialkylboranes add to simple alkenes (15-16), they rapidly add to the double bonds of acrolein, methyl vinyl ketone, and certain of their derivatives in THF at 25°C to give enol borinates (also see, p. 631), which can be hydrolyzed to aldehydes or ketones.¹¹⁸³ If water is present in the reaction medium from the beginning, the reaction can be run in one laboratory step. Since the boranes can be prepared from alkenes (15-16), this reaction provides a means of lengthening a carbon chain by three or four carbons, respectively. Compounds containing a terminal alkyl group, such as crotonaldehyde ($\text{CH}_3\text{CH}=\text{CHCHO}$) and 3-penten-2-one, fail to react under these conditions, as does acrylonitrile, but these compounds can be induced to react by the slow and controlled addition of O_2 or by initiation with peroxides or UV light.¹¹⁸⁴ A disadvantage is



¹¹⁷⁹Oi, S.; Honma, Y.; Inoue, Y. *Org. Lett.* **2002**, *4*, 667; Oi, S.; Taira, A.; Honma, Y.; Inoue, Y. *Org. Lett.* **2003**, *5*, 97.

¹¹⁸⁰Huang, T.-S.; Li, C.-J. *Chem. Commun.* **2001**, 2348.

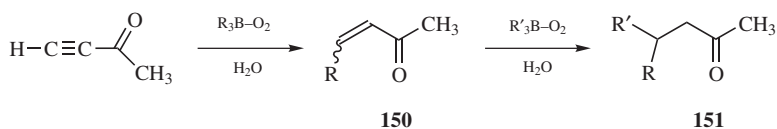
¹¹⁸¹Koike, T.; Du, X.; Mori, A.; Osakada, K. *Synlett* **2002**, 301.

¹¹⁸²RajanBabu, T.V. *J. Org. Chem.* **1984**, *49*, 2083.

¹¹⁸³Suzuki, A.; Arase, A.; Matsumoto, H.; Itoh, M.; Brown, H.C.; Rogić, M.M.; Rathke, M.W. *J. Am. Chem. Soc.* **1967**, *89*, 5708; Köster, R.; Zimmermann, H.; Fenzl, W. *Liebigs Ann. Chem.* **1976**, 1116. For reviews, see Pelter, A.; Smith, K.; Brown, H.C. *Borane Reagents*, Academic Press, NY, **1988**, pp. 301–305, 318–323; Brown, H.C.; Midland, M.M. *Angew. Chem. Int. Ed.* **1972**, *11*, 692, sse pp. 694–698; Kabalka, G.W. *Intra-Sci. Chem. Rep.* **1973**, *7(1)*, 57; Brown, H.C. *Boranes in Organic Chemistry*, Cornell University Press, Ithica, NY, **1972**, pp. 413–433.

¹¹⁸⁴Brown, H.C.; Kabalka, G.W. *J. Am. Chem. Soc.* **1970**, *92*, 712, 714. See also, Utimoto, K.; Tanaka, T.; Furubayashi, T.; Nozaki, H. *Tetrahedron Lett.* **1973**, 787; Miyaura, N.; Kashiwagi, M.; Itoh, M.; Suzuki, A. *Chem. Lett.* **1974**, 395.

that only one of the three R groups of R_3B adds to the substrate, so that the other two are wasted. This difficulty is overcome by the use of a β -alkyl borinate, such as **149**,¹¹⁸⁵ which can be prepared as shown. **149** ($R = \textit{tert}$ -butyl) can be made by treatment of **149** ($R = \text{OMe}$) with $t\text{-BuLi}$. The use of this reagent permits \textit{tert} -butyl groups to be added. β -1-Alkenyl-9-BBN compounds $\beta\text{-RCH}=\text{CR}'\text{-9-BBN}$ (prepared by treatment of alkynes with 9-BBN or of $\text{RCH}=\text{CR}'\text{Li}$ with β -methoxy-9-BBN¹¹⁸⁶) add to methyl vinyl ketones to give, after hydrolysis, γ,δ -unsaturated ketones,¹¹⁸⁷ although $\beta\text{-R-9-BBN}$, where $R =$ a saturated group, are not useful here, because the R group of these reagents does not preferentially add to the substrate.¹¹⁸⁴ The corresponding β -1-alkynyl-9-BBN compounds also give the reaction.¹¹⁸⁸ Like the three substrates mentioned above, 3-butyn-2-one fails to react in the absence of air, but undergoes the reaction when exposed to a slow stream of air.¹¹⁸⁹ Since the product, **150**, is an α,β -unsaturated ketone, it can be made to react with another BR_3 , the same or different, to produce a wide variety of ketones **151**.

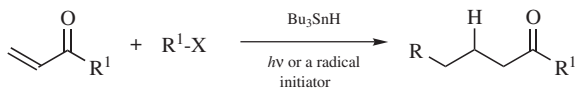


Vinyl boranes add to conjugated ketones in the presence of a rhodium catalyst (with high asymmetric induction in the presence of BINAP).¹¹⁹⁰ Alkynyl-boranes also add to conjugated ketones, in the presence of BF_3 .¹¹⁹¹

The fact that these reactions are catalyzed by free-radical initiators and inhibited by galvinoxyl¹¹⁹² (a free-radical inhibitor) indicates that free-radical mechanisms are involved.

15-28 Radical Addition to Activated Double Bonds

Hydro-alkyl-addition



¹¹⁸⁵Brown, H.C.; Negishi, E. *J. Am. Chem. Soc.* **1971**, *93*, 3777.

¹¹⁸⁶Brown, H.C.; Bhat, N.G.; Rajagopalan, S. *Organometallics* **1986**, *5*, 816.

¹¹⁸⁷Jacob III, P.; Brown, H.C. *J. Am. Chem. Soc.* **1976**, *98*, 7832; Satoh, Y.; Serizawa, H.; Hara, S.; Suzuki, A. *J. Am. Chem. Soc.* **1985**, *107*, 5225. See also, Molander, G.A.; Singaram, B.; Brown, H.C. *J. Org. Chem.* **1984**, *49*, 5024. Alkenyldialkoxyboranes, together with BF_3 -etherate, also transfer vinylic groups: Hara, S.; Hyuga, S.; Aoyama, M.; Sato, M.; Suzuki, A. *Tetrahedron Lett.* **1990**, *31*, 247.

¹¹⁸⁸Sinclair, J.A.; Molander, G.A.; Brown, H.C. *J. Am. Chem. Soc.* **1977**, *99*, 954. See also, Molander, G.A.; Brown, H.C. *J. Org. Chem.* **1977**, *42*, 3106.

¹¹⁸⁹Suzuki, A.; Nozawa, S.; Itoh, M.; Brown, H.C.; Kabalka, G.W.; Holland, G.W. *J. Am. Chem. Soc.* **1970**, *92*, 3503.

¹¹⁹⁰Takaya, Y.; Ogasawara, M.; Hayashi, T. *Tetrahedron Lett.* **1998**, *39*, 8479.

¹¹⁹¹Fujishima, H.; Takada, E.; Hara, S.; Suzuki, A. *Chem. Lett.* **1992**, 695.

¹¹⁹²Kabalka, G.W.; Brown, H.C.; Suzuki, A.; Honma, S.; Arase, A.; Itoh, M. *J. Am. Chem. Soc.* **1970**, *92*, 710. See also, Arase, A.; Masuda, Y.; Suzuki, A. *Bull. Chem. Soc. Jpn.* **1976**, *49*, 2275.

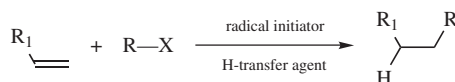
In a reaction similar to **15-25**, alkyl groups can be added to alkenes activated by, such groups as COR', COOR', CN, and even Ph.¹¹⁹³ In the method illustrated above, the R group comes from an alkyl halide (R = primary, secondary, or tertiary alkyl; X = Br or I) and the hydrogen from the tin hydride. The reaction of *tert*-butyl bromide, Bu₃SnH and AIBN (p. 935), for example, adds a *tert*-butyl group to a conjugated ester via 1,4-addition.¹¹⁹⁴ An alkene is converted to an alkylborane with catecholborane (p. 817) and when treated with a conjugated ketone and O₂, radical conjugate addition leads to the β-substituted ketone.¹¹⁹⁵ Organomercury hydrides (RHgH) generated *in situ* from RHgX and NaBH₄, can also be used.¹¹⁹⁶ When the tin method is used, Bu₃SnH can also be generated in a similar way, from R₃SnX and NaBH₄. The tin method has a broader scope (e.g., it can be used on CH₂=CCl₂), but the mercury method uses milder reaction conditions. Like **15-27**, these additions have free-radical mechanisms. The reaction has been used for free-radical cyclizations of the type discussed on p. 1125.¹¹⁹⁷ Such cyclizations normally give predominant formation of 15-membered rings, but large rings (11–20 members) have also been synthesized by this reaction.¹¹⁹⁸

Free-radical addition of an aryl group and a hydrogen has been achieved by treatment of activated alkenes with a diazonium salt and TiCl₃.¹¹⁹⁹ The addition of R₃Al takes place by a free-radical mechanism.¹¹⁴⁶

OS VII, 105.

15-29 Radical Addition to Unactivated Double Bonds¹²⁰⁰

Alkyl-hydro-addition



¹¹⁹³For reviews, see Giese, B. *Radicals in Organic Synthesis: Formation of Carbon–Carbon Bonds*, Pergamon, Elmsford, NY, **1986**, pp. 36–68; Giese, B. *Angew. Chem. Int. Ed.* **1985**, *24*, 553; Larock, R.C. *Organomercury Compounds in Organic Synthesis*, Springer, NY, **1985**, pp. 263–273. The last review includes a table with many examples of the mercury method. For a list of reagents, with references, see Larock, R.C. *Comprehensive Organic Transformations*, 2nd ed., Wiley-VCH, NY, **1999**, pp. 1809–1813.

¹¹⁹⁴Hayen, A.; Koch, R.; Metzger, J.O. *Angew. Chem. Int. Ed.* **2000**, *39*, 2758.

¹¹⁹⁵Ollivier, C.; Renaud, P. *Chem. Eur. J.* **1999**, *5*, 1468.

¹¹⁹⁶For the use of tris(trimethylsilyl)silane, see Giese, B.; Kopping, B.; Chatgililoglu, C. *Tetrahedron Lett.* **1989**, *30*, 681.

¹¹⁹⁷For reviews, see Jasperse, C.P.; Curran, D.P.; Fevig, T.L. *Chem. Rev.* **1991**, *91*, 1237; Curran, D.P. *Adv. Free Radical Chem. (Greenwich, Conn.)* **1990**, *1*, 121; Giese, B. *Radicals in Organic Synthesis: Formation of Carbon–Carbon Bonds*, Pergamon, Elmsford, NY, **1986**, pp. 151–169. For a list of references, see Larock, R.C. *Comprehensive Organic Transformations*, 2nd ed., Wiley-VCH, NY, **1999**, pp. 413–418.

¹¹⁹⁸See Porter, N.A.; Chang, V.H. *J. Am. Chem. Soc.* **1987**, *109*, 4976.

¹¹⁹⁹Citterio, A.; Vismara, E. *Synthesis* **1980**, 291. For other methods of adding an alkyl or aryl group and a hydrogen to activated double bonds by free-radical processes, see Cacchi, S.; Palmieri, G. *Synthesis* **1984**, 575; Lebedev, S.A.; Lopatina, V.S.; Berestova, S.S.; Petrov, E.S.; Beletskaya, I.P. *J. Org. Chem. USSR* **1986**, *22*, 1238; Luche, J.L.; Allavena, C. *Tetrahedron Lett.* **1988**, *29*, 5369; Varea, T.; González-Núñez, M.E.; Rodrigo-Chiner, J.; Asensio, G. *Tetrahedron Lett.* **1989**, *30*, 4709; Barton, D.H.R.; Sarma, J.C. *Tetrahedron Lett.* **1990**, *31*, 1965.

¹²⁰⁰See Smith, M.B. *Organic Synthesis*, 2nd ed., McGraw-Hill, NY **2001**, pp. 1167–1172

Radical addition to alkenes is usually difficult, except when addition occurs to conjugated carbonyl compounds (15-24). An important exception involves radicals bearing a heteroatom α to the carbon bearing the radical center. These radical are much more stable and can add to alkenes, usually with anti-Markovnikov orientation, as in the radical induced addition of HBr to alkenes (15-2).¹²⁰¹ Examples of this type of reaction include the use of alcohol-, ester-,¹²⁰² amino-, and aldehyde-stabilized radicals.⁴⁵⁵ Carbon tetrachloride can be cleaved homolytically to generate $\text{Cl}\cdot$ and $\text{Cl}_3\text{C}\cdot$, which can add to alkenes. The alkyl group of alkyl iodides adds to alkenes with BEt_3/O_2 as the initiator and in the presence of a tetraalkylammonium hypophosphite.¹²⁰³ When chloroform was treated with a ruthenium carbene complex, $\text{Cl}_2\text{CH}\cdot$ add to the less substituted carbon of an alkene, and $\text{Cl}\cdot$ to the more substituted carbon.¹²⁰⁴ The radical generated from $(\text{EtO})_2\text{POCH}_2\text{Br}$ adds to alkenes to generate a new phosphonate ester.¹²⁰⁵ α -Bromo esters add to alkenes in the presence of BEt_3/air to give a γ -bromo ester.¹²⁰⁶ α -Bromo amides add the Br and the acyl carbon to an alkene using $\text{Yb}(\text{OTf})_3$ with BEt_3/O_2 as the radical initiator.¹²⁰⁷ α -Iodo amides add to alkenes using a water soluble azobis initiator to give the iodo ester, which cyclizes under the reaction conditions to give a lactone.¹²⁰⁸ β -Keto dithiocarbonates, $\text{RC}(=\text{O})\text{—C—SC}(=\text{S})\text{OEt}$, generate the radical in the presence of a peroxide and add to alkenes.¹²⁰⁹ Malonate derivatives add to alkenes in the presence of a mixture of Mn/Co catalyst, in oxygenated acetic acid.¹²¹⁰

Other radicals can add to alkenes, and the rate constant for the addition of methyl radicals to alkenes has been studied,¹²¹¹ and the rate of radical additions to alkenes in general has also been studied.¹²¹² The kinetic and thermodynamic control of a radical addition regiochemistry has also been studied.¹²¹³ Alkynes are generally less reactive than alkenes in radical coupling reactions.¹²¹⁴ Nonradical nucleophiles usually react faster with alkynes than with alkenes, however.¹²¹⁵

¹²⁰¹See Curran, D.P. *Synthesis* **1988**, 489 (see pp. 497–498).

¹²⁰²Deng, L.X.; Kutateladze, A.G. *Tetrahedron Lett.* **1997**, 38, 7829.

¹²⁰³Jang, D.O.; Cho, D.H.; Chung, C.-M. *Synlett* **2001**, 1923.

¹²⁰⁴Tallarico, J.A.; Malnick, L.M.; Snapper, M.L. *J. Org. Chem.* **1999**, 64, 344.

¹²⁰⁵Baczewski, P.; Mikoajczyk, M. *Synthesis* **1995**, 392.

¹²⁰⁶Yorimitsu, H.; Shinokubo, H.; Matsubara, S.; Oshima, K.; Omoto, K.; Fujimoto, H. *J. Org. Chem.* **2001**, 66, 7776.

¹²⁰⁷Mero, C.L.; Porter, N.A. *J. Am. Chem. Soc.* **1999**, 121, 5155.

¹²⁰⁸Yorimitsu, H.; Wakabayashi, K.; Shinokubo, H.; Oshima, K. *Bull. Chem. Soc. Jpn.* **2001**, 74, 1963.

¹²⁰⁹Ouvry, G.; Zard, S.Z. *Chem. Commun.* **2003**, 778.

¹²¹⁰Hirase, K.; Iwahama, T.; Sakaguchi, S.; Ishii, Y. *J. Org. Chem.* **2002**, 67, 970.

¹²¹¹Zytowski, T.; Fischer, H. *J. Am. Chem. Soc.* **1996** 118, 437.

¹²¹²Avila, D.V.; Ingold, K.U.; Luszyk, J.; Dolbier Jr., W.R.; Pan, H.-Q. *J. Org. Chem.* **1996**, 61, 2027.

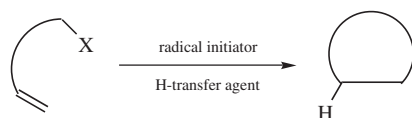
¹²¹³Leach, A.G.; Wang, R.; Wohlhieter, G.E.; Khan, S.I.; Jung, M.E.; Houk, K.N. *J. Am. Chem. Soc.* **2003**, 125, 4271.

¹²¹⁴Giese, B.; Lachhein, S. *Angew. Chem. Int. Ed.* **1982**, 21, 768; Giese, B.; Meixner, J. *Angew. Chem. Int. Ed.* **1979** 18 154.

¹²¹⁵Dickstein, J.I.; Miller, G.I., in *The Chemistry of Carbon Carbon Triple Bonds*, Vol. 2, Patai, S., Ed., Wiley, NY **1978**.

15-30 Radical Cyclization¹²¹⁶

Alkyl-hydro-addition



ω -Haloalkenes generate radicals upon treatment with reagents, such as AIBN or under photolysis conditions,¹²¹⁷ and the radical carbon adds to the alkene to form cyclic compounds.¹²¹⁸ This intramolecular addition of a radical to an alkene is called radical cyclization. In a typical example, haloalkene **154** reacts with the radical produced by AIBN to give radical **153**. The radical can add to the more substituted carbon to give **155** via a 5-exo-trig reaction (p. 305).¹²¹⁹ If the radical adds to the less substituted carbon, **156** is formed via a 6-endo-trig reaction.¹²²⁰ In both cases, the product is another radical, which must be converted to an unreactive product. This is generally accomplished by adding a hydrogen transfer agent,¹²²¹ such as tributyltin hydride (Bu_3SnH), which reacts with **155** to form methylcyclopentane and $\text{Bu}_3\text{Sn}\cdot$, or with **156** to give cyclohexane. The $\text{Bu}_3\text{Sn}\cdot$ formed in both cases usually dimerizes to form $\text{Bu}_3\text{SnSnBu}_3$. Cyclization can compete with hydrogen transfer¹²²² of Bu_3SnH to **153** to give **152**, the reduction product. In general, formation of the five-membered ring dominates the cyclization, but if addition to the $\text{C}=\text{C}$ unit is relatively slow, the reduction product is formed preferentially. Radical rearrangements can also diminish the yield of the desired product.¹²²³ Given a choice between a larger and a smaller ring, radical cyclization generally gives the smaller ring,¹²²⁴ but not

¹²¹⁶See Smith, M.B. *Organic Synthesis*, 2nd ed., McGraw-Hill, NY **2001**, pp. 1172–1181. For a review of radical-mediated annulation reactions, see Rheault, T.R.; Sibi, M.P. *Synthesis* **2003**, 803.

¹²¹⁷For example, see Pandey, G.; Reddy, G.D.; Chakrabarti, D. *J. Chem. Soc., Perkin Trans. 1* **1996**, 219; Abe, M.; Hayashi, T.; Kurata, T. *Chem. Lett.* **1994** 1789; Pandey, G.; Hajra, S.; Ghorai, M.K. *Tetrahedron Lett.* **1994**, 35, 7837; Pandey, G.; Reddy, G.D. *Tetrahedron Lett.* **1992**, 33, 6533.

¹²¹⁸Curran, D.P. *Synthesis* **1988**, 417, 489; Chang, S.-Y.; Jiang, W.-T.; Cherng, C.-D.; Tang, K.-H.; Huang, C.-H.; Tsai, Y.-M. *J. Org. Chem.* **1997**, 62, 9089. For a review of applications to organic synthesis see McCarroll, A.J.; Walton, J.C. *J. Chem. Soc., Perkin Trans. 1* **2001**, 3215.

¹²¹⁹For a discussion of whether 5-endo-trig radical cyclizations are favored or disfavored, see Chatgililoglu, C.; Ferreri, C.; Guerra, M.; Timokhin, V.; Froudakis, G.; Gimisis, Z.T. *J. Am. Chem. Soc.* **2002**, 124, 10765.

¹²²⁰For a review of 5-endo-trig radical cyclizations, see Ishibashi, H.; Sato, T.; Ikeda, M. *Synthesis* **2002**, 695.

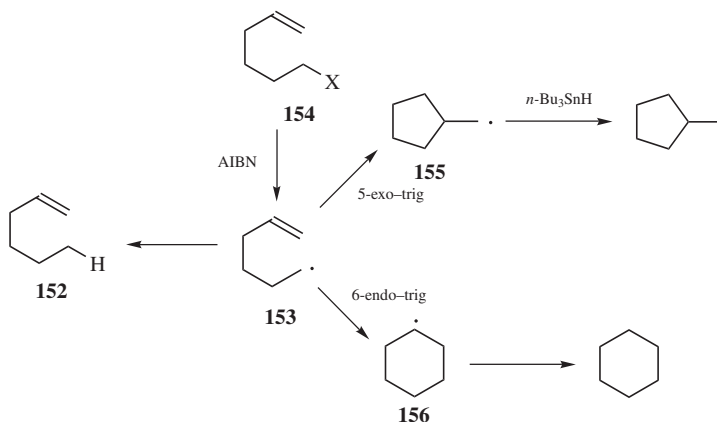
¹²²¹See Ha, C.; Horner, J.H.; Newcomb, M.; Varick, T.R.; Arnold, B.R.; Luszyk, J. *J. Org. Chem.* **1993**, 58 1194.

¹²²²For a discussion of the kinetics of radical cyclization, see Furxhi, E.; Horner, J.H.; Newcomb, M. *J. Org. Chem.* **1999**, 64, 4064. Rate constants have been determined for selected reactions: Tauh, P.; Fallis, A.G. *J. Org. Chem.* **1999**, 64, 6960.

¹²²³Mueller, A.M.; Chen, P. *J. Org. Chem.* **1998**, 63, 4581.

¹²²⁴Bogen, S.; Malacria, M. *J. Am. Chem. Soc.* **1996** 118, 3992.; Beckwith, A.L.J.; Ingold, K.U., in Vol 1 of *Rearrangements in Ground States and Excited States*, de Mayo, P., Ed., Academic Press, NY **1980**, pp. 162–283. For a discussion of six- versus five-membered rings, see Gómez, A.M.; Company, M.D.; Uriel, C.; Valverde, S.; López, J.C. *Tetrahedron Lett.* **2002**, 43, 4997.

always.¹²²⁵ The mechanism of this reaction has been discussed.¹²²⁶ Formation of other size rings is possible of course. A 4-exo-trig radical cyclization has been studied,¹²²⁷ selectivity in a 7-endo versus 6-exo cyclization,¹²²⁸ and also an 8-endo-trig reaction.¹²²⁹ In radical cyclization to form large rings, 1,5- and 1,9-hydrogen atom abstractions can pose a problem¹²³⁰



In cases where hydrogen atom transfer gives primarily reduced products, $\text{Bu}_3\text{Sn-SnBu}_3$ under photochemical generates the radical which can cyclize (see **15-46**),¹²³¹ but a halogen atom transfer agent, such as iodoethane, is used rather than a hydrogen-transfer agent, so the final product is an alkyl iodide.

A mixture of a Grignard reagent and CoCl_2 has also been used to initiate aryl radical cyclizations.¹²³² Titanium(III)-mediated radical cyclizations are known,¹²³³ and SmI_2 -mediate reactions are possible in the presence of a nickel catalyst.¹²³⁴ Organoborane-mediated radical cyclizations are known.¹²³⁵ Electrochemically generated radicals also cyclize.¹²³⁶ The influence of the halogen atom on radical cyclization has been studied.¹²³⁷ Both phenylthio¹²³⁸ and phenylseleno

¹²²⁵Mayon, P.; Chapleur, Y. *Tetrahedron Lett.* **1994**, 35, 3703; Marco-Contelles, J.; Sánchez, B. *J. Org. Chem.* **1993**, 58, 4293.

¹²²⁶Bailey, W.F.; Carson, M.W. *Tetrahedron Lett.* **1999**, 40, 5433.

¹²²⁷Jung, M.E.; Marquez, R.; Houk, K.N. *Tetrahedron Lett.* **1999**, 40, 2661.

¹²²⁸Kamimura, A.; Taguchi, Y. *Tetrahedron Lett.* **2004**, 45, 2335.

¹²²⁹Wang, Li.C. *J. Org. Chem.* **2002**, 67, 1271.

¹²³⁰Kraus, G.A.; Wu, Y. *J. Am. Chem. Soc.* **1992** 114, 8705.

¹²³¹A polymer-bound tin catalyst has been used under photochemical conditions. See Hernán, A.G.; Kilburn, J.D. *Tetrahedron Lett.* **2004**, 45, 831.

¹²³²Clark, A.J.; Davies, D.I.; Jones, K.; Millbanks, C. *J. Chem. Soc., Chem. Commun.* **1994**, 41.

¹²³³Barrero, A.F.; Oltra, J.E.; Cuerva, J.M.; Rosales, A. *J. Org. Chem.* **2002**, 67, 2566.

¹²³⁴Molander, G.A.; St. Jean, Jr., D.J. *J. Org. Chem.* **2002**, 67, 3861.

¹²³⁵Becattini, B.; Ollivier, C.; Renaud, P. *Synlett* **2003**, 1485.

¹²³⁶Olivero, S.; Clinet, J.C.; Duñach, E. *Tetrahedron Lett.* **1995**, 36, 4429; Ozaki, S.; Horiguchi, I.; Matsushita, H.; Ohmori, H. *Tetrahedron Lett.* **1994**, 35, 725.

¹²³⁷Tamura, O.; Matsukida, H.; Toyao, A.; Takeda, Y.; Ishibashi, H. *J. Org. Chem.* **2002**, 67, 5537.

¹²³⁸See, for example, Ikeda, M.; Shikaura, J.; Maekawa, N.; Daibuzono, K.; Teranishi, H.; Teraoka, Y.; Oda, N.; Ishibashi, H. *Heterocycles* **1999**, 50, 31.

groups¹²³⁹ can be used as 'leaving groups' for radical cyclization, where sulfur or selenium atom transfer leads to formation of the radical. A seleno ester, $R_2N-CH_2C(O)SeMe$, has also been used with $(Me_3Si)_3SiH$ (tristrimethylsilylsilane, TTMSS) and AIBN to generate $R_2NCH_2\cdot$.¹²⁴⁰ *O*-Phosphonate esters have also served as the leaving group.¹²⁴¹ *N*-(2-bromophenylbenzyl)methylamino groups have been used as leaving groups for formation of a radical.¹²⁴² Alkenes also serve as radical precursors, adding to another alkene,¹²⁴³ including conjugated systems.¹²⁴⁴

Radical cyclization reaction often proceeds with high diastereoselectivity¹²⁴⁵ and high asymmetric induction when chiral precursors are used. Internal alkynes are good substrates for radical cyclization,¹²⁴⁶ but terminal alkynes tend to give mixtures of *exo/endo-dig* products (p. 305).¹²⁴⁷ *N*-Alkenyl pyridinium salts, with ortho-halogen substituents generate the aryl radical with $Bu_3SnH/AIBN$, which cyclizes on the pendant alkene unit.¹²⁴⁸ Cyclization of vinyl radicals¹²⁴⁹ and allenyl radicals¹²⁵⁰ are also well known. Ring expansion during radical cyclization is possible when the terminal intermediate is a cyclobutylcarbinyl radical.¹²⁵¹

Aryl radicals participate in radical cyclization reactions when the aromatic ring has an alkene or alkyne substituent. *o*-Iodo aryl allyl ethers cyclize to benzofuran derivatives, for example, when treated with AIBN, aqueous H_3PO_2 and $NaHCO_3$ in ethanol.¹²⁵² Cyclization of an *o*-bromo-*N*-acyl aniline (a methacrylic acid derivative) with AIBN/ Bu_3SnH gave an indolone under the typical conditions used for cyclization of alkenes.¹²⁵³

Radical cyclization is compatible with the presence of other functional groups. Treatment of $XCH_2CON(R)-C(R^1)=CH_2$ derivatives ($X = Cl, Br, I$) with Ph_3SnH

¹²³⁹See, for example, Ericsson, C.; Engman, L. *Org. Lett.* **2001**, *3*, 3459.

¹²⁴⁰Quirante, J.; Vila, X.; Escolano, C.; Bonjoch, J. *J. Org. Chem.* **2002**, *67*, 2323.

¹²⁴¹Crich, D.; Ranganathan, K.; Huang, X. *Org. Lett.* **2001**, *3*, 1917.

¹²⁴²Andrukiewicz, R.; Loska, R.; Prisyahnyuk, V.; Staliński, K. *J. Org. Chem.* **2003**, *68*, 1552.

¹²⁴³See Jessop, C.M.; Parsons, A.F.; Routledge, A.; Irvine, D. *Tetrahedron Lett.* **2003**, *44*, 479.

¹²⁴⁴Bebbington, D.; Bentley, J.; Nilsson, P.A.; Parsons, A.F. *Tetrahedron Lett.* **2000**, *41*, 8941; Menes-Arzate, M.; Martínez, R.; Cruz-Almanza, R.; Muchowski, J.M.; Osornio, Y.M.; Miranda, L.D. *J. Org. Chem.* **2004**, *69*, 4001. For a review, see Zhang, W. *Tetrahedron* **2001**, *57*, 7237.

¹²⁴⁵For a discussion of stereocontrol in radical processes, see Bouvier, J.-P.; Jung, G.; Liu, Z.; Guérin, B.; Guindon, Y. *Org. Lett.* **2001**, *3*, 1391. See Bailey, W.F.; Longstaff, S.C. *Org. Lett.* **2001**, *3*, 2217; Stalinski, K.; Curran, D.P. *J. Org. Chem.* **2002**, *67*, 2982.

¹²⁴⁶See Sha, C.-K.; Shen, C.-Y.; Jean, T.-S.; Chiu, R.-T.; Tseng, W.-H. *Tetrahedron Lett.* **1993**, *34*, 764.

¹²⁴⁷Choi, J.-K.; Hart, D.J.; Tsai, Y.-M. *Tetrahedron Lett.* **1982**, *23*, 4765; Burnett, D.A.; Choi, J.-K.; Hart, D.-J.; Tsai, Y.-M. *J. Am. Chem. Soc.* **1984** *106*, 8201; Hart, D.J.; Tsai, Y.-M. *Ibid* **1984** *106*, 8209; Choi, J.-K.; Hart, D.J. *Tetrahedron* **1985**, *41*, 3959; Hart, D.J.; Tsai, Y.-M. *J. Am. Chem. Soc.* **1982** *104* 1430; Kano, S.; Yuasa, Y.; Asami, K.; Shibuya, S. *Chem. Lett.* **1986**, 735; Robertson, J.; Lam, H.W.; Abazi, S.; Roseblade, S.; Lush, R.K. *Tetrahedron* **2000**, *56*, 8959.

¹²⁴⁸Dobbs, A.P.; Jones, K.; Veal, K.T. *Tetrahedron Lett.* **1997**, *38*, 5383.

¹²⁴⁹Crich, D.; Hwang, J.-T.; Liu, H. *Tetrahedron Lett.* **1996**, *37*, 3105; Sha, C.-K.; Zhan, Z.-P.; Wang, F.-S. *Org. Lett.* **2000**, *2*, 2011.

¹²⁵⁰Wartenberg, F.-H.; Junga, H.; Blechert, S. *Tetrahedron Lett.* **1993**, *34*, 5251.

¹²⁵¹Zhang, W.; Dowd, P. *Tetrahedron Lett.* **1995**, *36*, 8539.

¹²⁵²Yorimitsu, H.; Shinokubo, H.; Oshima, K. *Chem. Lett.* **2000**, 104.

¹²⁵³Jones, K.; Brunton, S.A.; Gosain, R. *Tetrahedron Lett.* **1999**, *40*, 8935.

and AIBN led to formation of a lactam via radical cyclization.¹²⁵⁴ Cyclization of *N*-iodoethyl-5-vinyl-2-pyrrolidinone led to the corresponding bicyclic lactam,¹²⁵⁵ and there are other examples of radical cyclization with molecules containing a lactam unit¹²⁵⁶ or an amide unit.¹²⁵⁷ β -Lactams can be produced by radical cyclization, using Mn(OAc)₃.¹²⁵⁸ Radical cyclization occurs with enamines as well.¹²⁵⁹ Photochemical irradiation of *N,N*-diallyl acrylamide leads to formation of a lactam ring, and in this case thiophenol was added to generate the phenylthio derivative.¹²⁶⁰ Phenylseleno *N*-allylamines lead to cyclic amines.¹²⁶¹ ω -Iodo acrylate esters cyclize to form lactones,¹²⁶² and allylic acetoxy compounds of the type C=C–C–O₂C–CH₂I cyclize in a similar manner to give lactones.¹²⁶³ Iodolactonization (p. 1154) occurs under standard radical cyclization conditions using allylic acetoxy compounds¹²⁶⁴ and HgAcCl₂/BEt₃ has been used to initiate the radical process.¹²⁶⁵ α -Bromo mixed acetals give α -alkoxy tetrahydrofuran derivatives¹²⁶⁶ and α -iodoacetals cyclize to give similar products.¹²⁶⁷ The reaction of an ortho-alkynyl aryl isonitrile with AIBN and 2.2 equivalents of Bu₃SnH gave an indole via 5-exo-digcyclization.¹²⁶⁸ Indole derivatives have also been prepared from ortho-iodo aniline derivatives, using AIBN and tris(trimethylsilyl)silane (TTMSS).¹²⁶⁹ Acyl radicals can be generated and they cyclize in the usual manner.¹²⁷⁰ A polyene-cyclization reaction generated four rings, initiating the sequence by treatment

¹²⁵⁴Baker, S.R.; Parsons, A.F.; Pons, J.-F.; Wilson, M. *Tetrahedron Lett.* **1998**, *39*, 7197; Sato, T.; Chono, N.; Ishibashi, H.; Ikeda, M. *J. Chem. Soc., Perkin Trans. 1* **1995**, 1115; Goodall, K.; Parsons, A.F. *J. Chem. Soc., Perkin Trans. 1* **1994**, 3257; Sato, T.; Machigashira, N.; Ishibashi, H.; Ikeda, M. *Heterocycles* **1992**, *33*, 139; Bryans, J.S.; Large, J.M.; Parsons, A.F. *Tetrahedron Lett.* **1999**, *40*, 3487; Gilbert, B.C.; Kalz, W.; Lindsay, C.I.; McGrail, P.T.; Parsons, A.F.; Whittaker, D.T.E. *J. Chem. Soc., Perkin Trans. 1* **2000**, 1187. For a tandem cyclization to give a tricyclic compound, see Parsons, A.F.; Williams, D.A.J. *Tetrahedron* **2000**, *56*, 7217; Wakabayashi, K.; Yorimitsu, H.; Shinokubo, H.; Oshima, K. *Bull. Chem. Soc. Jpn.* **2000**, *73*, 2377; El Bialy, S.A.A.; Ohtani, S.; Sato, T.; Ikeda, M. *Heterocycles* **2001**, *54*, 1021; Liu, L.; Wang, X.; Li, C. *Org. Lett.* **2003**, *5*, 361.

¹²⁵⁵Keusenkothen, P.F.; Smith, M.B. *J. Chem. Soc., Perkin Trans. 1* **1994**, 2485; Keusenkothen, P.F.; Smith, M.B. *Tetrahedron* **1992**, *48*, 2977.

¹²⁵⁶Rigby, J.H.; Qabar, M.N. *J. Org. Chem.* **1993**, *58*, 4473.

¹²⁵⁷Beckwith, A.L.J.; Joseph, S.P.; Mayadunne, R.T.A. *J. Org. Chem.* **1993**, *58*, 4198.

¹²⁵⁸D'Annibale, A.; Nanni, D.; Trogolo, C.; Umani, F. *Org. Lett.* **2000**, *2*, 401. See Lee, E.; Kim, S.K.; Kim, J.Y.; Lim, J. *Tetrahedron Lett.* **2000**, *41*, 5915.

¹²⁵⁹Glover, S.A.; Warkentin, J. *J. Org. Chem.* **1993**, *58*, 2115.

¹²⁶⁰Naito, T.; Honda, Y.; Miyata, O.; Ninomiya, I. *J. Chem. Soc., Perkin Trans. 1* **1995**, 19.

¹²⁶¹Gupta, V.; Besev, M.; Engman, L. *Tetrahedron Lett.* **1998**, *39*, 2429.

¹²⁶²Ryu, I.; Nagahara, K.; Yamazaki, H.; Tsunoi, S.; Sonoda, N. *Synlett* **1994**, 643.

¹²⁶³Ollivier, C.; Renaud, P. *J. Am. Chem. Soc.* **2000**, *122*, 6496.

¹²⁶⁴Ollivier, C.; Bark, T.; Renaud, P. *Synthesis* **2000**, 1598.

¹²⁶⁵Mikami, S.; Fujita, K.; Nakamura, T.; Yorimitsu, H.; Shinokubo, H.; Matsubara, S.; Oshima, K. *Org. Lett.* **2001**, *3*, 1853.

¹²⁶⁶Villar, F.; Equey, O.; Renaud, P. *Org. Lett.* **2000**, *2*, 1061.

¹²⁶⁷Fujioka, T.; Nakamura, T.; Yorimitsu, H.; Oshima, K. *Org. Lett.* **2002**, *4*, 2257.

¹²⁶⁸Rainer, J.D.; Kennedy, A.R.; Chase, E. *Tetrahedron Lett.* **1999**, *40*, 6325.

¹²⁶⁹Kizil, M.; Patro, B.; Callaghan, O.; Murphy, J.A.; Hursthouse, M.B.; Hobbs, D. *J. Org. Chem.* **1999**, *64*, 7856.

¹²⁷⁰See Jiaang, W.-T.; Lin, H.-C.; Tang, K.-H.; Chang, L.-B.; Tsai, Y.-M. *J. Org. Chem.* **1999**, *64*, 618.

of a phenylseleno ester with $\text{Bu}_3\text{SnH/AIBN}$ to form the acyl radical, which added to the first alkene unit.¹²⁷¹ The newly formed carbon radical added to the next alkene, and so on. Acyl radicals generated from Ts(R)NCOSePh derivatives cyclize to form lactams.¹²⁷²

Radical cyclization of iodo aldehydes or ketones, at the carbon of the carbonyl, is effectively an acyl addition reaction (**16-24**, **16-25**). This cyclization is often reversible, and there are many fewer examples can addition to an alkene or alkyne. In one example, a δ -iodo aldehyde was treated with BEt_3/O_2 to initiate formation of the radical, and in the presence of Bu_3SnH cyclization gave a cyclopentanol.¹²⁷³ The reaction of an aldehyde-alkene with AIBN, 0.5 PhSiH_3 and 0.1 Bu_3SnH generated a radical from the alkene, which cyclized at the aldehyde to give cyclopentanol derivatives.¹²⁷⁴ An aldehyde-*O*-methyloxime generated a radical adjacent to nitrogen under standard conditions, which cyclized at the carbonyl to give a cyclic α -hydroxy *N*-methoxyamine.¹²⁷⁵ Alternatively an α -bromoacetal-*O*-methyl oxime cyclized at the $\text{C}=\text{NOMe}$ unit under electrolytic conditions in the presence of cobaloxime.¹²⁷⁶

The attacking radical in radical cyclization reactions is not limited to a carbon, and a number of heterocycles can be prepared.¹²⁷⁷ Amidyl radical are known and give cyclization reactions.¹²⁷⁸ Aminyl radical cyclizations have been reported.¹²⁷⁹ *N*-Chloroamine-alkenes give an aminyl radical when treated with $\text{TiCl}_3\cdot\text{BF}_3$, and cyclization give a pyrrolidine derivative with a pendant chloromethyl group.¹²⁸⁰ *N*-(*S*-substituted) amines give similar results using AIBN/ Bu_3SnH .¹²⁸¹ Oxime-alkenes cyclize to imines when treated with PhSSPh and TEMPO (p. 274).¹²⁸² An oxygen radical can be generated under photochemical conditions, and they add to alkenes in a normal manner.¹²⁸³ Note that radical substitution occurs, and reaction of $\text{Ph}_3\text{SnH/AIBN}$ and an *O*-amidyl compound having a phosphonate ester elsewhere in the molecule gave cyclization to a tetrahydrofuran derivative.¹²⁸⁴

¹²⁷¹Pattenden, G.; Roberts, L.; Blake, A.J. *J. Chem. Soc., Perkin Trans. 1* **1998**, 863; Batsanov, A.; Chen, L.; Gill, G.B.; Pattenden, G. *J. Chem. Soc., Perkin Trans. 1* **1996**, 45. Also see, Pattenden, G.; Smithies, A.J.; Tapolczay, D.; Walter, D.S. *J. Chem. Soc., Perkin Trans. 1* **1996**, 7 for a related reaction that generates a bicyclic species from an initially generated alkyl radical.

¹²⁷²Rigby, J.H.; Danca, D.M.; Horner, J.H. *Tetrahedron Lett.* **1998**, 39, 8413.

¹²⁷³Devin, P.; Fensterbank, L.; Malacria, M. *Tetrahedron Lett.* **1999**, 40, 5511.

¹²⁷⁴Hays, D.S.; Fu, G.C. *Tetrahedron* **1999**, 55, 8815.

¹²⁷⁵Naito, T.; Nakagawa, K.; Nakamura, T.; Kasei, A.; Ninomiya, I.; Kiguchi, T. *J. Org. Chem.* **1999**, 64, 2003.

¹²⁷⁶Inokuchi, T.; Kawafuchi, H. *Synlett* **2001**, 421.

¹²⁷⁷See Majumdar, K.C.; Basu, P.K.; Mukhopadhyay, P.P. *Tetrahedron* **2004**, 60, 6239. For a review, see Bowman, W.R.; Cloonan, M.O.; Krintel, S.L. *J. Chem. Soc., Perkin Trans. 1* **2001**, 2885.

¹²⁷⁸Clark, A.J.; Peacock, J.L. *Tetrahedron Lett.* **1998**, 39, 6029. See Prabhakaran, E.N.; Nugent, B.M.; Williams, A.L.; Nailor, K.E.; Johnston, J.N. *Org. Lett.* **2002**, 4, 4197.

¹²⁷⁹Maxwell, B.J.; Tsanaktisidis, J. *J. Chem. Soc., Chem. Commun.* **1994**, 533.

¹²⁸⁰Hemmerling, M.; Sjöholm, Å.; Somfai, P. *Tetrahedron Asymmetry* **1999**, 10, 4091.

¹²⁸¹Guindon, Y.; Guérin, B.; Landry, S.R. *Org. Lett.* **2001**, 3, 2293.

¹²⁸²Lin, X.; Stien, D.; Weinreb, S.M. *Org. Lett.* **1999**, 1, 637.

¹²⁸³Newcomb, M.; Dhanabalasingam, B. *Tetrahedron Lett.* **1994**, 35, 5193. For a review, see Hartung, J. *Eur. J. Org. Chem.* **2001**, 619.

¹²⁸⁴Crich, D.; Huang, X.; Newcomb, M. *Org. Lett.* **1999**, 1, 225.

15-31 Conjugate Addition With Heteroatom Nucleophiles



Other nucleophiles add to conjugated systems to give Michael-type products. Aniline derivatives add to conjugated aldehydes in the presence of a catalytic amount of DBU (p. 1132).¹²⁸⁵ Amines add to conjugated esters in the presence of InCl_3 ,¹²⁸⁶ $\text{Bi}(\text{NO})_3$,¹²⁸⁷ $\text{Cu}(\text{OTf})_2$,¹²⁸⁸ $\text{CeCl}_3/\text{NaI}/\text{SiO}_2$,¹²⁸⁹ $\text{La}(\text{OTf})_3$,¹²⁹⁰ or $\text{Yb}(\text{OTf})_3$ at 3 kbar,¹²⁹¹ for example, to give β -amino esters. Palladium catalysts have been used as well.¹²⁹² Conjugate addition of amines has also been promoted by lithium perchlorate,¹²⁹³ and by clay.¹²⁹⁴ This reaction can be initiated photochemically¹²⁹⁵ or with microwave irradiation.¹²⁹⁶ Lithium amides add to conjugated esters to give the β -amino ester.¹²⁹⁷ An intramolecular addition of an amine unit to a conjugated ketone in the presence of a palladium catalyst, or photochemically, led to cyclic amines.¹²⁹⁸ Amines add to conjugated thio-lactams.¹²⁹⁹ Chiral catalysts lead to enantioselective reactions.¹³⁰⁰ Chiral imines add in a highly stereoselective manner.¹³⁰¹ Chiral additives, such as chiral Cinchona alkaloids¹³⁰² or chiral naphthol derivatives,¹³⁰³ have also been used. The nitrogen of carbamates add to conjugated ketones with a platinum,¹³⁰⁴ palladium,¹³⁰⁵ copper,¹³⁰⁶ or with a bis-(triflamide) catalyst.¹³⁰⁷ The amine moiety of a carbamate adds to conjugated

¹²⁸⁵Markó, I.E.; Chesney, A. *Synlett* **1992**, 275.

¹²⁸⁶Loh, T.-P.; Wei, L.-L. *Synlett* **1998**, 975.

¹²⁸⁷Srivastava, N.; Banik, B.K. *J. Org. Chem.* **2003**, 68, 2109.

¹²⁸⁸Xu, L.-W.; Wei, J.-W.; Xia, C.-G.; Zhou, S.-L.; Hu, X.-X. *Synlett* **2003**, 2425.

¹²⁸⁹Bartoli, G.; Bosco, M.; Marcantoni, E.; Petrini, M.; Sambri, L.; Torregiani, E. *J. Org. Chem.* **2001**, 66, 9052.

¹²⁹⁰Matsubara, S.; Yoshioka, M.; Utimoto, K. *Chem. Lett.* **1994**, 827.

¹²⁹¹Jenner, G. *Tetrahedron Lett.* **1995**, 36, 233.

¹²⁹²Takasu, K.; Nishida, N.; Ihara, M. *Synlett* **2004**, 1844.

¹²⁹³Azizi, N.; Saidi, M.R. *Tetrahedron* **2004**, 60, 383.

¹²⁹⁴Shaikh, N.S.; Deshpande, V.H.; Bedekar, A.V. *Tetrahedron* **2001**, 57, 9045.

¹²⁹⁵Das, S.; Kumar, J.S.D.; Shivaramayya, K.; George, M.V. *J. Chem. Soc. Perkin Trans. 1*, **1995**, 1797;

Hoegy, S.E.; Mariano, P.S. *Tetrahedron Lett.* **1994**, 35, 8319.

¹²⁹⁶Moghaddam, F.M.; Mohammadi, M.; Hosseinnia, A. *Synth. Commun.* **2000**, 30, 643.

¹²⁹⁷Doi, H.; Sakai, T.; Iguchi, M.; Yamada, K.-i.; Tomioka, K. *J. Am. Chem. Soc.* **2003**, 125, 2886.

¹²⁹⁸Zhang, X.; Jung, Y.S.; Mariano, P.S.; Fox, M.A.; Martin, P.S.; Merkert, J. *Tetrahedron Lett.* **1993**, 34, 5239.

¹²⁹⁹Soñnicki, J.G.; Jagodziński, T.S.; Liebscher, J. *J. Heterocyclic Chem.* **1997**, 34, 643.

¹³⁰⁰Sugihara, H.; Daikai, K.; Jin, X.L.; Furuno, H.; Inanaga, J. *Tetrahedron Lett.* **2002**, 43, 2735.

¹³⁰¹Ambroise, L.; Desmaële, D.; Mahuteau, J.; d'Angelo, J. *Tetrahedron Lett.* **1994**, 35, 9705.

¹³⁰²Jew, S.-s.; Jeong, B.S.; Yoo, M.-S.; Huh, H.; Park, H.-g. *Chem. Commun.* **2001**, 1244.

¹³⁰³Yamagiwa, N.; Matsunaga, S.; Shibasaki, M. *J. Am. Chem. Soc.* **2003**, 125, 16178.

¹³⁰⁴Kakumoto, K.; Kobayashi, S.; Sugiura, M. *Org. Lett.* **2002**, 4, 1319.

¹³⁰⁵Gaunt, M.J.; Spencer, J.B. *Org. Lett.* **2001**, 3, 25.

¹³⁰⁶Wabnitz, T.C.; Spencer, J.B. *Tetrahedron Lett.* **2002**, 43, 3891.

¹³⁰⁷Wabnitz, T.C.; Spencer, J.B. *Org. Lett.* **2003**, 5, 2141.

ketones with a polymer-supported acid catalyst,¹³⁰⁸ or with $\text{BF}_3 \cdot \text{OEt}_2$.¹³⁰⁹ Chiral catalysts have been used for the conjugated addition of carbamates.¹³¹⁰ The reaction of ammonium formate with 1,4-diphenylbut-2-en-1,4-dione, in PEG-200 and a palladium catalyst under microwave irradiation, gave 2,5-diphenylpyrrole.¹³¹¹

Lactams have been shown to add to conjugated esters in the presence of $\text{Si}(\text{OEt})_4$ and CsF .¹³¹² Phthalimide adds to alkylidene malononitriles via 1,4-addition with a palladium catalyst, and the resulting anion can be alkylated with an added allylic halide.¹³¹³ Alkylidene amido amides, $\text{C}=\text{C}(\text{NHAc})\text{CONHR}$, react with secondary amines in water to give the β -amino amido amide.¹³¹⁴ Amines also add in a conjugate manner to alkynyl phosphonate esters, $\text{C}\equiv\text{C}-\text{PO}(\text{OEt})_2$, using a CuI catalyst.¹³¹⁵ Hydroxylamines add to conjugated nitro compounds to give 2-nitro hydroxylamines.¹³¹⁶ *N,O*-Trimethylsilyl hydroxylamines add to conjugated esters, via nitrogen, using a copper catalyst.¹³¹⁷ Trimethylsilyl azide with acetic acid reacts with conjugated ketones to give the β -azido ketone.¹³¹⁸ Sodium azide adds to conjugated ketones in aqueous acetic acid and 20% PBu_3 .¹³¹⁹

Phosphines react similarly to amines under certain conditions. Conjugate addition of R_2PH and a nickel catalyst give conjugate addition to α,β -unsaturated nitriles.¹³²⁰

Alcohols add to conjugated ketones with a PMe_3 catalyst to give the β -alkoxy ketone.¹³²¹ The conjugate addition of peroxide anions (HOO^- and ROO^-) to α,β -unsaturated carbonyl compounds is discussed in **15-48**.

bis(Silanes) add to alkylidene malonate derivatives in the presence of a copper catalyst to give β -silyl malonates, $\text{RCH}(\text{SiR}_3)\text{CH}(\text{CO}_2\text{Me})_2$.¹³²² Alkylsilane units add using bis(trialkylsilyl)zinc reagents with a CuCN catalyst.¹³²³

Thiophenol and butyllithium (lithium phenylthiolate) adds to conjugated esters.¹³²⁴ Similar addition is observed with selenium compounds RSeLi .¹³²⁵

¹³⁰⁸Wabnitz, T.C.; Yu, J.-Q.; Spencer, J.B. *Synlett* **2003**, 1070.

¹³⁰⁹Xu, L.-W.; Li, L.; Xia, C.-G.; Zhou, S.-L.; Li, J.-W.; Hu, X.-X. *Synlett* **2003**, 2337.

¹³¹⁰Palomo, C.; Oiarbide, M.; Halder, R.; Kelso, M.; Gómez-Bengoia, E.; García, J.M. *J. Am. Chem. Soc.* **2004**, *126*, 9188.

¹³¹¹Rao, H.S.P.; Jothilingam, S. *Tetrahedron Lett.* **2004**, *42*, 6595.

¹³¹²Ahn, K.H.; Lee, S.J. *Tetrahedron Lett.* **1994**, *35*, 1875.

¹³¹³Aoyagi, K.; Nakamura, H.; Yamamoto, Y. *J. Org. Chem.* **2002**, *67*, 5977.

¹³¹⁴Naidu, B.N.; Sorenson, M.E.; Connolly, J.P.; Ueda, Y. *J. Org. Chem.* **2003**, *68*, 10098.

¹³¹⁵Panarina, A.E.; Dogadina, A.V.; Zakharov, V.I.; Ionin, B.I. *Tetrahedron Lett.* **2001**, *42*, 4365.

¹³¹⁶O'Neil, I.A.; Cleator, E.; Southern, J.M.; Bickley, J.F.; Tapolczay, D.J. *Tetrahedron Lett.* **2001**, *42*, 8251.

¹³¹⁷Cardillo, G.; Gentilucci, L.; Gianotti, M.; Kim, H.; Perciaccante, R.; Tolomelli, A. *Tetrahedron Asymmetry* **2001**, *12*, 2395.

¹³¹⁸Guerin, D.J.; Horstmann, T.E.; Miller, S.J. *Org. Lett.* **1999**, *1*, 1107.

¹³¹⁹Xu, L.-W.; Xia, C.-G.; Li, J.-W.; Zhou, S.-L. *Synlett* **2003**, 2246.

¹³²⁰Sadow, A.D.; Haller, I.; Fadini, L.; Togni, A. *J. Am. Chem. Soc.* **2004**, *126*, 14704.

¹³²¹Stewart, I.C.; Bergman, R.G.; Toste, F.D. *J. Am. Chem. Soc.* **2003**, *125*, 8696.

¹³²²Clark, C.T.; Lake, J.F.; Scheidt, K.A. *J. Am. Chem. Soc.* **2004**, *126*, 84.

¹³²³Oestreich, M.; Weiner, B. *Synlett* **2004**, 2139.

¹³²⁴Kamimura, A.; Kawahara, F.; Omata, Y.; Murakami, N.; Morita, R.; Otake, H.; Mitsudera, H.; Shirai, M.; Kakehi, A. *Tetrahedron Lett.* **2001**, *42*, 8497.

¹³²⁵Zeni, G.; Stracke, M.P.; Nogueira, C.W.; Braga, A.L.; Menezes, P.H.; Stefani, H.A. *Org. Lett.* **2004**, *6*, 1135.

Thiols react with conjugated amides via 1,4-addition with the addition of 10% Hf(OTf)₄ or other lanthanide triflates¹³²⁶ or to conjugated ketones in ionic solvents.¹³²⁷ Thiophenol adds in a similar manner in the presence of Na₂CaP₂O₇¹³²⁸ or LiAl-poly₂a.¹³²⁹ Thioaryl moieties can be added in the presence of Yb¹³³⁰ or a catalytic amount of (DHQD)₂PYR (a dihydroquinidine, see **15-48**).¹³³¹ Thioalkyl units, such as BuS-, add to conjugated ketones using BuS-SnBu and In-I.¹³³² Addition of conjugated lactones is possible to produce β-arylthiolated lactones.¹³³³

α,β-Unsaturated sulfones undergo conjugate addition of a cyano group using Et₂AlCN.¹³³⁴ Trimethylsilyl cyanide (Me₃SiCN) adds a cyano group to α,β-unsaturated amines with a specialized aluminum salen-ytterbium catalyst.¹³³⁵

15-32 Acylation of Activated Double Bonds and of Triple Bonds

Hydro-acyl-addition



Under some conditions, acid derivatives add directly to activated double bonds. Acetic anhydride, magnesium metal, and Me₃SiCl reacts with conjugated esters to give a γ-keto ester.¹³³⁶ Similar reaction with vinyl phosphonate esters leads to a γ-keto phosphonate ester.¹³³⁷ Thioesters undergo conjugate addition to α,β-unsaturated ketones in the presence of SmI₂.¹³³⁸ Using DBU (1,8-diazabicyclo [5.4.0] undec-7-ene) (p. 1132) and a thioimidazolium salt, acyl silanes, Ar(C=O)SiMe₃, add in a similar manner.¹³³⁹ Under microwave irradiation, aldehydes add to conjugated ketones using DBU/Al₂O₃ and a thiazolium salt.¹³⁴⁰ The conjugate addition

¹³²⁶Kobayashi, S.; Ogawa, C.; Kawamura, M.; Sugiura, M. *Synlett* **2001**, 983.

¹³²⁷In bmim PF₆, 1-butyl-3-methylimidazolium hexafluorophosphate: Yadav, J.S.; Reddy, B.V.S.; Baishya, G. *J. Org. Chem.* **2003**, *68*, 7098.

¹³²⁸Zahouily, M.; Abrouki, Y.; Rayadh, A. *Tetrahedron Lett.* **2002**, *43*, 7729.

¹³²⁹Sundararajan, G.; Prabakaran, N. *Org. Lett.* **2001**, *3*, 389.

¹³³⁰Taniguchi, Y.; Maruo, M.; Takaki, K.; Fujiwara, Y. *Tetrahedron Lett.* **1994**, *35*, 7789.

¹³³¹McDaid, P.; Chen, Y.; Deng, L. *Angew. Chem. Int. Ed.* **2002**, *41*, 338.

¹³³²Ranu, B.C.; Mandal, T. *Synlett* **2004**, 1239.

¹³³³Nishimura, K.; Tomioka, K. *J. Org. Chem.* **2002**, *67*, 431.

¹³³⁴Ruano, J.L.G.; García, M.C.; Laso, N.M.; Castro, A.M.M.; Ramos, J.H.R. *Angew. Chem. Int. Ed.* **2001**, *40*, 2507.

¹³³⁵With high enantioselectivity, see Sammis, G.M.; Danjo, H.; Jacobsen, E.N. *J. Am. Chem. Soc.* **2004**, *126*, 9928.

¹³³⁶Ohno, T.; Sakai, M.; Ishino, Y.; Shibata, T.; Maekawa, H.; Nishiguchi, I. *Org. Lett.* **2001**, *3*, 3439.

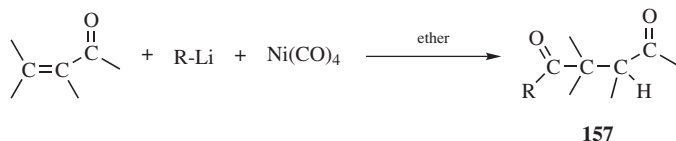
¹³³⁷Kyoda, M.; Yokoyama, T.; Maekawa, H.; Ohno, T.; Nishiguchi, I. *Synlett* **2001**, 1535.

¹³³⁸Blakskjær, P.; Høj, B.; Riber, D.; Skrydstrup, T. *J. Am. Chem. Soc.* **2003**, *125*, 4030.

¹³³⁹Mattson, A.E.; Bharadwaj, A.R.; Scheidt, K.A. *J. Am. Chem. Soc.* **2004**, *126*, 2314.

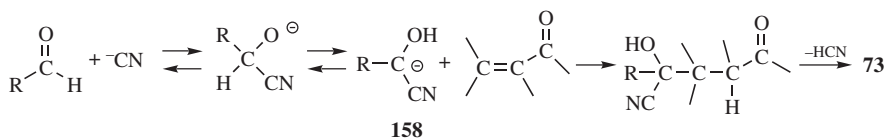
¹³⁴⁰Yadav, J.S.; Anuradha, K.; Reddy, B.V.S.; Eeshwaraiah, B. *Tetrahedron Lett.* **2003**, *44*, 8959.

of acyl zirconium complexes in the presence of $\text{BF}_3 \cdot \text{OEt}_2$ is catalyzed by palladium acetate.¹³⁴¹



An acyl group can be introduced into the 4 position of an α,β -unsaturated ketone by treatment with an organolithium compound and nickel carbonyl.¹³⁴² The product is a 1,4-diketone, **157**. The R group may be aryl or primary alkyl. The reaction can also be applied to alkynes (which need not be activated), in which case 2 mol add and the product is also a 1,4-diketone (e.g., $\text{R}'\text{C}\equiv\text{CH} \rightarrow \text{RCOCHR}'\text{CH}_2\text{COR}$).¹³⁴³ In a different procedure, α,β -unsaturated ketones and aldehydes are acylated by treatment at -110°C with $\text{R}_2(\text{CN})\text{CuLi}_2$ and CO. This method is successful for R = primary, secondary, and tertiary alkyl.¹³⁴⁴ For secondary and tertiary groups, $\text{R}(\text{CN})\text{CuLi}$ (which does not waste an R group) can be used instead.¹³⁴⁵

Another method involves treatment with an aldehyde and cyanide ion (see **16-52**) in a polar aprotic solvent (e.g., DMF or DMSO).¹³⁴⁶



This method has been applied to α,β -unsaturated ketones, esters, and nitriles to give the corresponding 1,4-diketones, γ -keto esters, and γ -keto nitriles, respectively (see also, **16-55**). The ion **158** is a synthon for the unavailable $\text{R}^\ominus\text{C}=\text{O}$ anion (see also, p. 634); it is a masked $\text{R}^\ominus\text{C}=\text{O}$ anion. Other masked carbanions that have been used in this reaction are the $\text{RC}^\ominus(\text{CN})\text{NR}$ ion,¹³⁴⁷ the $\text{EtSC}^\ominus\text{RSOEt}$ ion¹³⁴⁸ (see p. 634), the $\text{CH}_2=\text{C}^\ominus\text{OEt}$ ion,¹³⁴⁹ $\text{CH}_2=\text{C}(\text{OEt})\text{Cu}_2\text{Li}$,¹³⁵⁰ $\text{CH}_2=\text{CMe}(\text{SiMe}_3)$,⁷⁵⁰

¹³⁴¹Hanzawa, Y.; Tabuchi, N.; Narita, K.; Kakuuchi, A.; Yabe, M.; Taguchi, T. *Tetrahedron* **2002**, 58, 7559.

¹³⁴²Corey, E.J.; Hegedus, L.S. *J. Am. Chem. Soc.* **1969**, 91, 4926.

¹³⁴³Sawa, Y.; Hashimoto, I.; Ryang, M.; Tsutsumi, S. *J. Org. Chem.* **1968**, 33, 2159.

¹³⁴⁴Seyferth, D.; Hui, R.C. *J. Am. Chem. Soc.* **1985**, 107, 4551. See also, Lipshutz, B.H.; Elworthy, T.R. *Tetrahedron Lett.* **1990**, 31, 477.

¹³⁴⁵Seyferth, D.; Hui, R.C. *Tetrahedron Lett.* **1986**, 27, 1473.

¹³⁴⁶For reviews, see Stetter, H.; Kuhlmann, H. *Org. React.* **1991**, 40, 407–496; Stetter, H. *Angew. Chem. Int. Ed.* **1976**, 15, 639. For a similar method involving thiazolium salts, see Stetter, H.; Skobel, H. *Chem. Ber.* **1987**, 120, 643; Stetter, H.; Kuhlmann, H.; Haese, W. *Org. Synth.*, 65, 26.

¹³⁴⁷Enders, D.; Gerdes, P.; Kipphardt, H. *Angew. Chem. Int. Ed.* **1990**, 29, 179.

¹³⁴⁸Herrmann, J.L.; Richman, J.E.; Schlessinger, R.H. *Tetrahedron Lett.* **1973**, 3271, 3275.

¹³⁴⁹Boeckman Jr., R.K.; Bruza, K.J.; Baldwin, J.E.; Lever Jr., O.W. *J. Chem. Soc., Chem. Commun.* **1975**, 519.

¹³⁵⁰Boeckman Jr., R.K.; Bruza, K.J. *J. Org. Chem.* **1979**, 44, 4781.

and the $\text{RC}^{\ominus}(\text{OCHMeOEt})\text{CN}$ ion¹³⁵¹ (see p. 640). In the last case, best results are obtained when R is a vinylic group. Anions of 1,3-dithianes (**10-71**) do not give 1,4-addition to these substrates (except in the presence of HMPA, see **15-25**), but add 1,2 to the $\text{C}=\text{O}$ group instead (**16-38**).

In another procedure, acyl radicals derived from phenyl selenoesters ArCOSePh (by treatment of them with Bu_3SnH) add to α,β -unsaturated esters and nitriles to give γ -keto esters and γ -keto nitriles, respectively.¹³⁵²

OS VI, 866; VIII, 620.


15-33 Addition of Alcohols, Amines, Carboxylic Esters, Aldehydes, and so on.

Hydro-acyl-addition, and so on.

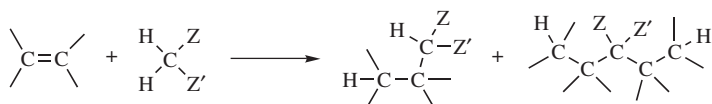
Formates, primary, and secondary alcohols, amines, ethers, alkyl halides, compounds of the type $\text{Z}-\text{CH}_2-\text{Z}'$, and a few other compounds add to double bonds in the presence of free-radical initiators.¹³⁵³ This is formally the addition of RH to a double bond, but the "R" is not just any carbon but one connected to an oxygen or a nitrogen, a halogen, or to two Z groups (defined as on p. 1007). Formates and formamides¹³⁵⁴ add similarly:



Alcohols, ethers, amines, and alkyl halides add as follows (shown for alcohols):



$\text{ZCH}_2\text{Z}'$ compounds react at the carbon bearing the active hydrogen:¹³⁵⁵



¹³⁵¹Stork, G.; Maldonado, L. *J. Am. Chem. Soc.* **1974**, *96*, 5272.

¹³⁵²Boger, D.L.; Mathvink, R.J. *J. Org. Chem.* **1989**, *54*, 1777.

¹³⁵³For reviews, see Giese, B. *Radicals in Organic Synthesis: Formation of Carbon-Carbon Bonds*, Pergamon, Elmsford, NY, **1986**, pp. 69–77; Vogel, H. *Synthesis* **1970**, 99; Huyser, E.S. *Free-Radical Chain Reactions*, Wiley, NY, **1970**, pp. 152–159; Elad, D. *Fortschr. Chem. Forsch.* **1967**, *7*, 528. Hyponitrites have been used to initiate this reaction; see Dang, H.-S.; Roberts, B.P. *Chem. Commun.* **1996**, 2201.

¹³⁵⁴Elad, D. *Fortschr. Chem. Forsch.* **1967**, *7*, 528, see pp. 530–543.

¹³⁵⁵For example, see Cadogan, J.I.G.; Hey, D.H.; Sharp, J.T. *J. Chem. Soc. C* **1966**, 1743; *J. Chem. Soc. B* **1967**, 803; Hájek, M.; Málek, J. *Coll. Czech. Chem. Commun.* **1979**, *44*, 3695.

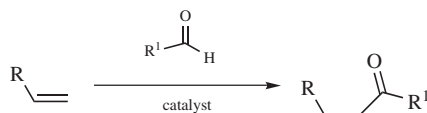
Similar additions have been successfully carried out with carboxylic acids, anhydrides,¹³⁵⁶ acyl halides, carboxylic esters, nitriles, and other types of compounds.¹³⁵⁷

Similar reactions have been carried out on acetylene.¹³⁵⁸ In an interesting variation, thiocarbonates add to alkynes in the presence of a palladium catalyst to give a β -phenylthio α,β -unsaturated ester.¹³⁵⁹ Aldehydes add to alkynes in the presence of a rhodium catalyst to give conjugated ketones.¹³⁶⁰ In a cyclic version of the addition of aldehydes, 4-pentalen was converted to cyclopentanone with a rhodium–complex catalyst.¹³⁶¹ An intramolecular acyl addition to an alkyne was reported using silyl ketones, acetic acid and a rhodium catalyst.¹³⁶² In the presence of a palladium catalyst, a tosylamide group added to an alkene unit to generate *N*-tosylpyrrolidine derivatives.¹³⁶³

OS IV, 430; V, 93; VI, 587, 615.

15-34 Addition of Aldehydes

Alkyl-carbonyl-addition



In the presence of metal catalysts, such as rhodium compounds¹³⁶⁴ or $\text{Yb}(\text{OTf})_3$,¹³⁶⁵ aldehydes can add directly to alkenes to form ketones. The reaction of ω -alkenyl aldehydes with rhodium catalyst leads to cyclic ketones,¹³⁶⁶ with high enantioselectivity if chiral ligands are employed. Aldehydes also add to vinyl esters in the presence of hyponitrites and thioglycolates.¹³⁶⁷ The addition of aldehydes to activated double bonds, mediated by a catalytic amount of thiazolium salt in the presence of a

¹³⁵⁶de Klein, W.J. *Recl. Trav. Chim. Pays-Bas* **1975**, 94, 48.

¹³⁵⁷Allen, J.C.; Cadogan, J.I.G.; Hey, D.H. *J. Chem. Soc.* **1965**, 1918; Cadogan, J.I.G. *Pure Appl. Chem.* **1967**, 15, 153, pp. 153–158. See also, Giese, B.; Zwick, W. *Chem. Ber.* **1982**, 115, 2526; Giese, B.; Erfort, U. *Chem. Ber.* **1983**, 116, 1240.

¹³⁵⁸For example, see Cywinski, N.F.; Hepp, H.J. *J. Org. Chem.* **1965**, 31, 3814; DiPietro, J.; Roberts, W.J. *Angew. Chem. Int. Ed.* **1966**, 5, 415.

¹³⁵⁹Hua, R.; Takeda, H.; Onozawa, S.-y.; Abe, Y.; Tanaka, M. *J. Am. Chem. Soc.* **2001**, 123, 2899.

¹³⁶⁰Kokubo, K.; Matsumasa, K.; Miura, M.; Nomura, M. *J. Org. Chem.* **1997**, 62, 4564.

¹³⁶¹Fairlie, D.P.; Bosnich, B. *Organometallics* **1988**, 7, 936, 946. Also see, Barnhart, R.W.; Wang, X.; Noheda, P.; Bergens, S.H.; Whelan, J.; Bosnich, B. *J. Am. Chem. Soc.* **1994**, 116, 1821 for an enantioselective version of this cyclization.

¹³⁶²Yamane, M.; Amemiya, T.; Narasaka, K. *Chem. Lett.* **2001**, 1210.

¹³⁶³Larock, R.C.; Hightower, T.R.; Hasvold, L.A.; Peterson, K.P. *J. Org. Chem.* **1996**, 61, 3584.

¹³⁶⁴Jun, C.-H.; Lee, H.; Hong, J.-B. *J. Org. Chem.* **1997**, 62, 1200.

¹³⁶⁵Curini, M.; Epifano, F.; Maltese, F.; Rosati, O. *Synlett* **2003**, 552.

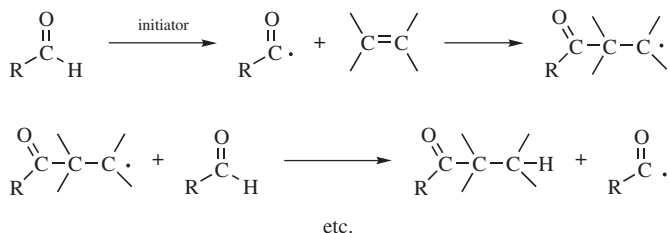
¹³⁶⁶Barnhart, R.W.; McMorrin, D.A.; Bosnich, B. *Chem. Commun.* **1997**, 589.

¹³⁶⁷Dang, H.-S.; Roberts, B.P. *J. Chem. Soc., Perkin Trans. 1*, **1998**, 67.

weak base, is called the *Stetter reaction*,¹³⁶⁸ An internal addition of an alkynyl aldehyde, catalyzed by a rhodium complex, led to a cyclopentenone derivative.¹³⁶⁹

A similar carbonyl addition with benzaldehyde derivatives having an ortho-allylic ether then led to a benzopyranone when treated with potassium hexamethyldisilazide.¹³⁷⁰

These reactions are not successful when the alkene contains electron-withdrawing groups, such as halo or carbonyl groups. A free-radical initiator is required,¹³⁷¹ usually peroxides or *UV* light. The mechanism is illustrated for aldehydes but is similar for the other compounds:




Polymers are often side products. Photochemical addition of aldehyde to conjugated C=C units can be efficient when a triplet sensitizer (p. 340), such as benzophenone is used.¹³⁷²

A variation that is more of an acyl addition (**16-25**) involves the reaction of an allylic alcohol with benzaldehyde. With a ruthenium catalyst and in an ionic liquid, the C=C unit reacts with the aldehyde, with concomitant oxidation of the allylic alcohol unit, to give a β -hydroxy ketone, $\text{PhCHO} + \text{C}=\text{C}-\text{CH}(\text{OH})\text{R} \rightarrow \text{PhCH}(\text{OH})-\text{CH}(\text{Me})\text{COR}$.¹³⁷³ In another variation, formate esters add to alkenes using a ruthenium catalyst to give an alkyl ester via a formylation process.¹³⁷⁴

15-35 Hydrocarboxylation

Hydro-carboxy-addition



¹³⁶⁸Stetter, H.; Schreckenber, M. *Angew. Chem., Int. Ed* **1973**, *12*, 81; Stetter, H.; Kuhlmann, H. *Angew. Chem., Int. Ed* **1974**, *13*, 539; Stetter, H. *Angew. Chem., Int. Ed* **1976**, *15*, 639; Stetter, H.; Haese, W. *Chem. Ber* **1984**, *117*, 682; Stetter, H.; Kuhlmann, H. *Org. React.* **1991**, *40*, 407; Enders, D.; Breuer, K.; Runsink, J.; Teles, J.H. *Helv. Chim. Acta* **1996**, *79*, 1899; Kerr, M.S.; Rovis, T. *Synlett* **2003**, 1934; Kerr, M.S.; Rovis, T. *J. Am. Chem. Soc.* **2004**, *126*, 8876; Pesch, J.; Harms, K.; Bach, T. *Eur. J. Org. Chem.* **2004**, 2025; Mennen, S.; Blank, J.; Tran-Dube, M.B.; Imbriglio, J.E.; Miller, S.J. *Chem. Commun.* **2005**, 195. For examples of the Stetter reaction with acyl silanes, see Mattson, A.E.; Bharadwaj, A.R.; Scheidt, K.A. *J. Am. Chem. Soc.* **2004**, *126*, 2314.

¹³⁶⁹Tanaka, K.; Fu, G.C. *J. Am. Chem. Soc.* **2002**, *124*, 10296.

¹³⁷⁰Kerr, M.S.; de Alaniz, J.R.; Rovis, T. *J. Am. Chem. Soc.* **2002**, *124*, 10298.

¹³⁷¹See Lee, E.; Tae, J.S.; Chong, Y.H.; Park, Y.C.; Yun, M.; Kim, S. *Tetrahedron Lett.* **1994**, *35*, 129 for an example.

¹³⁷²Kraus, G.A.; Liu, P. *Tetrahedron Lett.* **1994**, *35*, 7723.

¹³⁷³In bmim PF₆, 3-butyl-1-methylimidazolium hexafluorophosphate: Yang, X.-F.; Wang, M.; Varma, R.S.; Li, C.-J. *Org. Lett.* **2003**, *5*, 657.

¹³⁷⁴Na, Y.; Ko, S.; Hwang, L.K.; Chang, S. *Tetrahedron Lett.* **2003**, *44*, 4475.

The acid-catalyzed hydrocarboxylation of alkenes (the *Koch reaction*) can be performed in a number of ways.¹³⁷⁵ In one method, the alkene is treated with carbon monoxide and water at 100–350°C and 500–1000-atm pressure with a mineral acid catalyst. However, the reaction can also be performed under milder conditions. If the alkene is first treated with CO and catalyst and then water added, the reaction can be accomplished at 0–50°C and 1–100 atm. If formic acid is used as the source of both the CO and the water, the reaction can be carried out at room temperature and atmospheric pressure.¹³⁷⁶ The formic acid procedure is called the *Koch–Haaf reaction* (the Koch–Haaf reaction can also be applied to alcohols, see 10-77). Nearly all alkenes can be hydrocarboxylated by one or more of these procedures. However, conjugated dienes are polymerized instead. Hydrocarboxylation can also be accomplished under mild conditions (160°C and 50 atm) by the use of nickel carbonyl as catalyst. Acid catalysts are used along with the nickel carbonyl, but basic catalysts can also be employed.¹³⁷⁷ Other metallic salts and complexes can be used, sometimes with variations in the reaction procedure, including palladium,¹³⁷⁸ platinum,¹³⁷⁹ and rhodium¹³⁸⁰ catalysts. The Ni(CO)₄-catalyzed oxidative carbonylation with CO and water as a nucleophile is often called *Reppe carbonylation*.¹³⁸¹ The toxic nature of nickel

¹³⁷⁵For reviews of hydrocarboxylation of double and triple bonds catalyzed by acids or metallic compounds, see Lapidus, A.L.; Pirozhkov, S.D. *Russ. Chem. Rev.* **1989**, *58*, 117; Anderson, G.K.; Davies, J.A., in Hartley, F.R.; Patai, S. *The Chemistry of the Metal-Carbon Bond*, Vol. 3, Wiley, NY, **1985**, pp. 335–359, 335–348; in Falbe, J. *New Syntheses with Carbon Monoxide*, Springer, NY, **1980**, the articles by Mullen, A. pp. 243–308; and Bahrmann, H. pp. 372–413; in Wender, I.; Pino, P. *Organic Syntheses via Metal Carbonyls*, Vol. 2, Wiley, NY, **1977**, the articles by Pino, P.; Piacenti, F.; Bianchi, M. pp. 233–296; and Pino, P.; Braca, G. pp. 419–516; Eidus, Ya.T.; Lapidus, A.L.; Puzitskii, K.V.; Nefedov, B.K. *Russ. Chem. Rev.* **1973**, *42*, 199; *Russ. Chem. Rev.* **1971**, *40*, 429; Falbe, J. *Carbon Monoxide in Organic Synthesis*, Springer, Berlin, **1970**, pp. 78–174.

¹³⁷⁶Haaf, W. *Chem. Ber.* **1966**, *99*, 1149; Christol, H.; Solladié, G. *Bull. Soc. Chim. Fr.* **1966**, 1307.

¹³⁷⁷Sternberg, H.W.; Markby, R.; Wender, P. *J. Am. Chem. Soc.* **1960**, *82*, 3638.

¹³⁷⁸For reviews, see Heck, R.F. *Palladium Reagents in Organic Synthesis*, Academic Press, NY, **1985**, pp. 381–395; Bittler, K.; Kutepow, N.V.; Neubauer, D.; Reis, H. *Angew. Chem. Int. Ed.* **1968**, *7*, 329. For a review with respect to fluoroalkenes, see Ojima, I. *Chem. Rev.* **1988**, *88*, 1011, p. 1016. Seayad, A.; Jayasree, S.; Chaudhari, R.V. *Org. Lett.* **1999**, *1*, 459; Mukhopadhyay, K.; Sarkar, B.R.; Chaudhari, R.V. *J. Am. Chem. Soc.* **2002**, *124*, 9692. See also, the references cited in these latter articles.

¹³⁷⁹Xu, Q.; Fujiwara, M.; Tanaka, M.; Souma, Y. *J. Org. Chem.* **2000**, *65*, 8105.

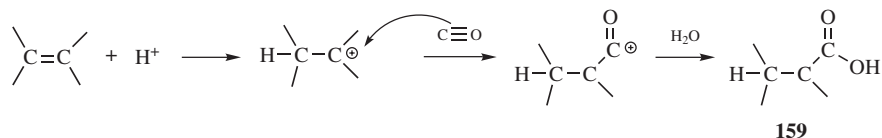
¹³⁸⁰Xu, Q.; Nakatani, H.; Souma, Y. *J. Org. Chem.* **2000**, *65*, 1540.

¹³⁸¹Tsuji, J. *Palladium Reagents and Catalysts*, Wiley, NY, **1999**; Hohn, A., in *Applied Homogeneous Catalysis with Organometallic Compounds*, Vol. 1, VCH, NY, **1996**, p. 137; Beller, M.; Tafesh, A.M., in *Applied Homogeneous Catalysis with Organometallic Compounds*, Vol. 1, VCH, NY, **1996**, p. 187; Drent, E.; Jager, W.W.; Keijsper, J.J.; Niele, F.G.M., in *Applied Homogeneous Catalysis with Organometallic Compounds*, Vol. 1, VCH, NY, **1996**, p. 1119.; Parshall, G.W.; Ittel, S.D. *Homogeneous Catalysis*, 2nd ed., Wiley, NY, **1992**; Mullen, A. in *New Syntheses with Carbon Monoxide*, Springer-Verlag, NY, **1980**, p. 243; Tsuji, J. *Organic Synthesis with Palladium Compounds*, Springer-Verlag, NY, **1980**; Bertoux, F.; Monflier, E.; Castanet, Y.; Mortreux, A. *J. Mol. Catal. A: Chem.* **1999**, *143*, 11; Beller, M.; Cornils, B.; Frohning, C. D.; Kohlpaintner, C. W. *J. Mol. Catal. A: Chem.* **1995**, *104*, 17; Chiusoli, G. P. *Transition Met. Chem.* **1991**, *16*, 553; Roeper, M. *Stud. Surf. Sci. Catal.* **1991**, *64*, 381; Milstein, D. *Acc. Chem. Res.* **1988**, *21*, 428; Escaffre, P.; Thorez, A.; Kalck, P. *J. Mol. Catal.* **1985**, *33*, 87; Cassar, L.; Chiusoli, G. P.; Guerrieri, F. *Synthesis* **1973**, 509; Tsuji, J. *Acc. Chem. Res.* **1969**, *2*, 144; Bird, C. W. *Chem. Rev.* **1962**, *62*, 283.

tetracarbonyl has led to development of other catalysts, including Co, Rh, Ir, Pd, and Pt, and Mo compounds.¹³⁸² This reaction converts alkenes, alkynes and dienes and is tolerant of a wide variety of functional groups. When the additive is alcohol or acid, saturated or unsaturated acids, esters, or anhydrides are produced (see **15-36**). The transition-metal-catalyzed carbonylation has been done enantioselectively, with moderate-to-high optical yields, by the use of an optically active palladium complex catalyst.¹³⁸³ Dienes react with $\text{Cp}_2\text{TiCl}_2/\text{RMgCl}$ and then with Me_2NCOCI to give amides.¹³⁸⁴ In the presence of formic acid, CO, and palladium acids can similarly be formed.¹³⁸⁵ Alkenes also react with $\text{Fe}(\text{CO})_5$ and CO to give carboxylic acids.¹³⁸⁶ Electrochemical carboxylation procedures have been developed, including the conversion of alkenes to 1,4-butane-dicarboxylic acids.¹³⁸⁷

When applied to triple bonds, hydrocarboxylation gives α,β -unsaturated acids under very mild conditions. Triple bonds give unsaturated acids and saturated dicarboxylic acids when treated with carbon dioxide and an electrically reduced nickel complex catalyst.¹³⁸⁸ Alkynes also react with $\text{NaHFe}(\text{CO})_4$, followed by $\text{CuCl}_2 \bullet 2\text{H}_2\text{O}$, to give alkenyl acid derivatives.¹³⁸⁹ A related reaction with CO and palladium catalysts in the presence of SnCl_2 also leads to conjugated acid derivatives.¹³⁹⁰ Terminal alkynes react with CO_2 and $\text{Ni}(\text{cod})_2$, and subsequent treatment with DBU (p. 1132) gives the α,β -unsaturated carboxylic acid.¹³⁹¹

When acid catalysts are employed, in the absence of nickel carbonyl, the mechanism¹³⁹² involves initial attack by a proton, followed by attack of the resulting carbocation on carbon monoxide to give an acyl cation, which, with water, gives the product, **159**. Markovnikov's rule is followed, and carbon skeleton rearrangements and double-bond isomerizations (prior to attack by CO) are frequent.



¹³⁸²F For a review, see Kiss, G. *Chem. Rev.* **2001**, *101*, 3435.

¹³⁸³Alper, H.; Hamel, N. *J. Am. Chem. Soc.* **1990**, *112*, 2803.

¹³⁸⁴Szymoniak, J.; Felix, D.; Moïse, C. *Tetrahedron Lett.* **1996**, *37*, 33.

¹³⁸⁵Vasapollo, G.; Somasunderam, A.; El Ali, B.; Alper, H. *Tetrahedron Lett.* **1994**, *35*, 6203. See El Ali, B.; Vasapollo, G.; Alper, H. *J. Org. Chem.* **1993**, *58*, 4739 and El Ali, B.; Alper, H. *J. Org. Chem.* **1993**, *58*, 3595 for the same reaction with alkenes.

¹³⁸⁶Brunet, J.-J.; Neibecker, D.; Srivastava, R.S. *Tetrahedron Lett.* **1993**, *34*, 2759.

¹³⁸⁷Senboku, H.; Komatsu, H.; Fujimura, Y.; Tokuda, M. *Synlett* **2001**, 418.

¹³⁸⁸Duñach, E.; Dérien, S.; Périchon, J. *J. Organomet. Chem.* **1989**, *364*, C33.

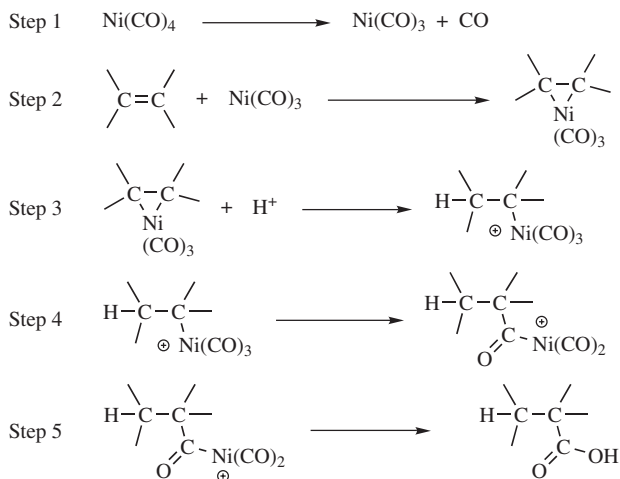
¹³⁸⁹Periasamy, M.; Radhakrishnan, U.; Rameshkumar, C.; Brunet, J.-J. *Tetrahedron Lett.* **1997**, *38*, 1623.

¹³⁹⁰Takeuchi, R.; Sugiura, M. *J. Chem. Soc. Perkin Trans. 1*, **1993**, 1031.

¹³⁹¹Saito, S.; Nakagawa, S.; Koizumi, T.; Hirayama, K.; Yamamoto, Y. *J. Org. Chem.* **1999**, *64*, 3975. See also, Takimoto, M.; Shimizu, K.; Mori, M. *Org. Lett.* **2001**, *3*, 3345.

¹³⁹²F For a review, see Hogeveen, H. *Adv. Phys. Org. Chem.* **1973**, *10*, 29.

For the transition metal catalyzed reactions, the nickel carbonyl reaction has been well studied and the addition is syn for both alkenes and alkynes.¹³⁹³ The following is the accepted mechanism:⁷⁸⁵

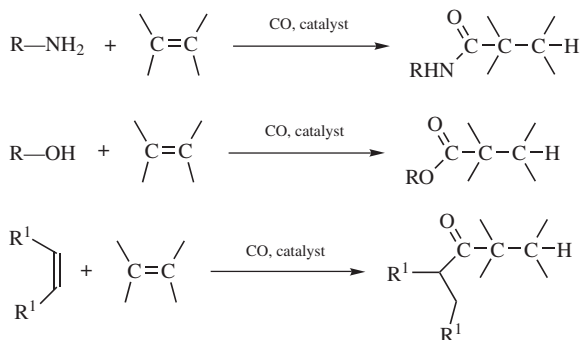


Step 3 is an electrophilic substitution. The principal step of the mechanism, step 4, is a rearrangement.

An indirect method for hydrocarboxylation involves the reaction of an alkene with a borate, $(\text{RO})_2\text{BH}$ and a rhodium catalysts. Subsequent reaction with LiCHCl_2 and then NaClO_2 gives the Markovnikov carboxylic acid $(\text{RC}=\text{C} \rightarrow \text{RC}(\text{COOH})\text{CH}_3$).¹³⁹⁴ When a chiral ligand is used, the reaction proceeds with good enantioselectivity.

15-36 Carbonylation, Alkoxy-carbonylation and Aminocarbonylation of Double and Triple Bonds

Alkyl, Alkoxy or Amino-carbonyl-addition



¹³⁹³Bird, C.W.; Cookson, R.C.; Hudec, J.; Williams, R.O. *J. Chem. Soc.* **1963**, 410.

¹³⁹⁴Chen, A.; Ren, L.; Crudden, C.M. *J. Org. Chem.* **1999**, *64*, 9704.

In the presence of certain metal catalysts, alkenes and alkynes can be carbonylated or converted to amides or esters.¹³⁹⁵ There are several variations. The reaction of an alkyl iodide and a conjugated ester with CO, (Me₃Si)₃SiH and AIBN (p. 935) in supercritical CO₂ (p. 414) gave a γ -keto ester.¹³⁹⁶ Terminal alkynes react with CO and methanol, and in the presence of CuCl₂ and PdCl₂ the product is a β -chloro- α - β -unsaturated methyl ester.¹³⁹⁷ Conjugated dienes react with thiophenol, CO and palladium(II) acetate to give the β,γ -unsaturated thioester.¹³⁹⁸ Allene reacts with CO, methanol and a ruthenium catalyst to give methacrylic acid.¹³⁹⁹ 5-Iodo-1-pentene reacted with 40 atm of CO in butanol to give a cyclopentanone with a pendant ester (–CH₂CO₂Bu).¹⁴⁰⁰ Alkynes react with thiophenol and CO with a palladium¹⁴⁰¹ or platinum¹⁴⁰² catalyst to give a conjugated thioester. Terminal alkynes react with CO and methanol, using a combination of a palladium (II) halide and a copper (II) halide, to give a conjugated diester, MeO₂C–C=C–CO₂Me.¹⁴⁰³ A similar reaction with alkenes using a combination of a palladium and a molybdenum catalyst led to a saturated diester, MeO₂C–C–C–CO₂Me.¹⁴⁰⁴ Alkenes were converted to the dimethyl ester of 1,4-butanedioic acid derivatives with CO/O₂ and a combination of PdCl₂ and CuCl catalysts.¹⁴⁰⁵ Note that alkenes are converted to primarily the anti-Markovnikov ester upon treatment with arylmethyl formate esters (ArCH₂OCHO) and a ruthenium catalyst.¹⁴⁰⁶

A bicyclic ketone was generated when 1,2-diphenylethyne was heated with CO, methanol and a dirhodium catalyst.¹⁴⁰⁷ 2-Iodostyrene reacted at 100°C with CO and a palladium catalyst to give the bicyclic ketone 1-indanone.¹⁴⁰⁸ Another variation reacted a conjugated allene–alkene with 5 atm of CO and a rhodium catalyst to give a bicyclic ketone.¹⁴⁰⁹ An intermolecular version of this reaction is known

¹³⁹⁵For a review of carbometallation of alkenes and alkynes containing adjacent heteroatoms, see Fallis, A.G.; Forgione, P. *Tetrahedron* **2001**, *57*, 5899.

¹³⁹⁶Kishimoto, Y.; Ikariya, T. *J. Org. Chem.* **2000**, *65*, 7656.

¹³⁹⁷Li, J.; Jiang, H.; Feng, A.; Jia, L. *J. Org. Chem.* **1999**, *64*, 5984. See also, Clarke, M.L. *Tetrahedron Lett.* **2004**, *45*, 4043.

¹³⁹⁸Xiao, W.-J.; Vasapollo, G.; Alper, H. *J. Org. Chem.* **2000**, *65*, 4138; Xiao, W.-J.; Alper, H. *J. Org. Chem.* **2001**, *66*, 6229.

¹³⁹⁹Zhou, D.-Y.; Yoneda, E.; Onitsuka, K.; Takahashi, S. *Chem. Commun.* **2002**, 2868.

¹⁴⁰⁰Ryu, I.; Kreimerman, S.; Araki, S.; Nishitani, S.; Oderaotosi, Y.; Minakata, S.; Komatsu, M. *J. Am. Chem. Soc.* **2002**, *124*, 3812.

¹⁴⁰¹Xiao, W.-J.; Vasapollo, G.; Alper, H. *J. Org. Chem.* **1999**, *64*, 2080.

¹⁴⁰²Kawakami, J.-i.; Mihara, M.; Kamiya, I.; Takeba, M.; Ogawa, A.; Sonoda, N. *Tetrahedron* **2003**, *59*, 3521.

¹⁴⁰³Li, J.; Jiang, H.; Jia, L. *Synth. Commun.* **1999**, *29*, 3733; Li, J.; Jiang, H.; Chen, M. *Synth. Commun.* **2001**, *31*, 3131. For the identical reaction using only a palladium catalyst, see El Ali, B.; Tijani, J.; El-Ghanam, A.; Fettouhi, M. *Tetrahedron Lett.* **2001**, *42*, 1567.

¹⁴⁰⁴Yokota, T.; Sakaguchi, S.; Ishii, Y. *J. Org. Chem.* **2002**, *67*, 5005.

¹⁴⁰⁵Dai, M.; Wang, C.; Dong, G.; Xiang, J.; Luo, J.; Liang, B.; Chen, J.; Yang, Z. *Eur. J. Org. Chem.* **2003**, 4346.

¹⁴⁰⁶Ko, S.; Na, Y.; Chang, S. *J. Am. Chem. Soc.* **2002**, *124*, 750.

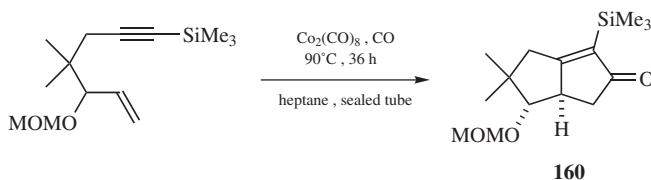
¹⁴⁰⁷Yoneda, E.; Kaneko, T.; Zhang, S.-W.; Onitsuka, K.; Takahashi, S. *Tetrahedron Lett.* **1999**, *40*, 7811.

¹⁴⁰⁸Gagnier, S.V.; Larock, R.C. *J. Am. Chem. Soc.* **2003**, *125*, 4804.

¹⁴⁰⁹Murakami, M.; Itami, K.; Ito, Y. *J. Am. Chem. Soc.* **1999**, *121*, 4130.

using a cobalt catalyst, giving a cyclopentenone¹⁴¹⁰ in a reaction related to the Pauson–Khand reaction (see below). The reaction of a conjugated diene having a distal alkene unit and CO with a rhodium catalyst led to a bicyclic conjugated ketone.¹⁴¹¹ When a Stille coupling (**12-15**) is done in a CO atmosphere, conjugated ketones of the type C=C–CO–C=C are formed,¹⁴¹² suitable for a Nazarov cyclization (**15-20**). Alkynes were converted to cyclobutenones using Fe₃(CO)₁₂ to form the initial complex, followed by reaction with copper(II) chloride.¹⁴¹³ An interesting variation treated cyclohexene with 5 equivalents of Oxone[®] and a RuCl₃ catalyst to give 2-hydroxycyclohexanone.¹⁴¹⁴

The reaction of dienes, diynes, or en-yne with transition metals¹⁴¹⁵ (usually cobalt)¹⁴¹⁶ forms organometallic coordination complexes. In the presence of carbon monoxide, the metal complexes derived primarily from enynes (alkene–alkynes) form cyclopentenone derivatives in what is known as the *Pauson–Khand reaction*.¹⁴¹⁷ The reaction involves (1) formation of a hexacarbonyldicobalt–alkyne complex and (2) decomposition of the complex in the presence of an alkene.¹⁴¹⁸ A typical example is formation of **160**.¹⁴¹⁹ Cyclopentenones can be prepared by an intermolecular reaction of a vinyl silane and an alkyne using CO and a ruthenium catalyst.¹⁴²⁰ Carbonylation of an alkene–diene using a rhodium catalyst leads to cyclization to an α -vinyl cyclopentanone.¹⁴²¹ An yne–diene can also be used for the Pauson–Khand reaction.¹⁴²²



¹⁴¹⁰Jeong, N.; Hwang, S.H. *Angew. Chem. Int. Ed.* **2000**, *39*, 636.

¹⁴¹¹Lee, S.I.; Park, J.H.; Chung, Y.K.; Lee, S.-G. *J. Am. Chem. Soc.* **2004**, *126*, 2714.

¹⁴¹²Mazzola Jr., R.D.; Giese, S.; Benson, C.L.; West, F.G. *J. Org. Chem.* **2004**, *69*, 220.

¹⁴¹³Rameshkumar, C.; Periasamy, M. *Tetrahedron Lett.* **2000**, *41*, 2719.

¹⁴¹⁴Plietker, B. *J. Org. Chem.* **2004**, *69*, 8287.

¹⁴¹⁵For a discussion of catalytic precursors, see Krafft, M.E.; Hirosawa, C.; Bonaga, L.V.R. *Tetrahedron Lett.* **1999**, *40*, 9177.

¹⁴¹⁶For development of practical cobalt catalysts, see Krafft, M.E.; Boñaga, L.V.R.; Hirosawa, c. *J. Org. Chem.* **2001**, *66*, 3004.

¹⁴¹⁷Khand, I.U.; Knox, G.R.; Pauson, P.L.; Watts, W.E.; Foreman, M.I. *J. Chem. Soc. Perkin Trans. 1*, **1973**, 977; Khand, I.U.; Pauson, P.L.; Habib, M.J. *J. Chem. Res. (S)* **1978**, 348; Khand, I.U.; Pauson, P.L. *J. Chem. Soc. Perkin Trans. 1*, **1976**, 30. Gibson, S.E.; Stevenazzi, A. *Angew. Chem. Int. Ed.* **2003**, *42*, 1800.

¹⁴¹⁸For a discussion of the reactivity of alkenes, see de Bruin, T.J.M.; Milet, A.; Greene, A.E.; Gimbert, Y. *J. Org. Chem.* **2004**, *69*, 1075. See also, Rivero, M.R.; Adrio, J.; Carretero, J.C. *Eur. J. Org. Chem.* **2002**, 2881.

¹⁴¹⁹Magnus, P.; Principe, L.M. *Tetrahedron Lett.* **1985**, *26*, 4851.

¹⁴²⁰Itami, K.; Mitsudo, K.; Fujita, K.; Ohashi, Y.; Yoshida, J.-i. *J. Am. Chem. Soc.* **2004**, *126*, 11058.

¹⁴²¹Wender, P.A.; Croatt, M.P.; Deschamps, N.M. *J. Am. Chem. Soc.* **2004**, *126*, 5948.

¹⁴²²Wender, P.A.; Deschamps, N.M.; Gamber, G.G. *Angew. Chem. Int. Ed.* **2003**, *42*, 1853.

Rhodium,¹⁴²³ titanium,¹⁴²⁴ and tungsten¹⁴²⁵ complexes have also been used for this reaction. The reaction can be promoted photochemically¹⁴²⁶ and the rate is enhanced by the presence of primary amines.¹⁴²⁷ Coordinating ligands also accelerate the reaction,¹⁴²⁸ polymer-supported promoters have been developed¹⁴²⁹ and there are many possible variations in reaction conditions.¹⁴³⁰ The Pauson–Khand reaction has been done under heterogeneous reaction conditions,¹⁴³¹ and with cobalt nanoparticles.¹⁴³² A dendritic cobalt catalyst has been used.¹⁴³³ Ultrasound promoted¹⁴³⁴ and microwave promoted¹⁴³⁵ reactions have been developed. Polycyclic compounds (tricyclic and higher) are prepared in a relatively straightforward manner using this reaction.¹⁴³⁶ Asymmetric Pauson–Khand reactions are known.¹⁴³⁷

The Pauson–Khand reaction is compatible with other groups or heteroatoms elsewhere in the molecule. These include ethers and aryl halides,¹⁴³⁸ esters,¹⁴³⁹

¹⁴²³Koga, Y.; Kobayashi, T.; Narasaka, K. *Chem. Lett.* **1998**, 249. An entrapped-rhodium catalyst has been used: Park, K.H.; Son, S.U.; Chung, Y.K. *Tetrahedron Lett.* **2003**, *44*, 2827.

¹⁴²⁴Hicks, F.A.; Buchwald, S.L. *J. Am. Chem. Soc.* **1996**, *118*, 11688; Hicks, F.A.; Kablaoui, N.M.; Buchwald, S.L. *J. Am. Chem. Soc.* **1997**, *118*, 9450; Hicks, F.A.; Kablaoui, N.M.; Buchwald, S.L. *J. Am. Chem. Soc.* **1999**, *121*, 5881.

¹⁴²⁵Hoye, T.R.; Suriano, J.A. *J. Am. Chem. Soc.* **1993**, *115*, 1154.

¹⁴²⁶Pagenkopf, B.L.; Livinghouse, T. *J. Am. Chem. Soc.* **1996**, *118*, 2285.

¹⁴²⁷Sugihara, T.; Yamada, M.; Ban, H.; Yamaguchi, M.; Kaneko, C. *Angew. Chem. Int. Ed.* **1997**, *36*, 2801.

¹⁴²⁸Krafft, M.E.; Scott, I.L.; Romero, R.H. *Tetrahedron Lett.* **1992**, *33*, 3829.

¹⁴²⁹Kerr, W.J.; Lindsay, D.M.; McLaughlin, M.; Pauson, P.L. *Chem. Commun.* **2000**, 1467; Brown, D.S.; Campbell, E. Kerr, W.J.; Lindsay, D.M.; Morrison, A.J.; Pike, K.G.; Watson, S.P. *Synlett* **2000**, 1573.

¹⁴³⁰Krafft, M.E.; Boñaga, L.V.R.; Wright, J.A.; Hirosawa, C. *J. Org. Chem.* **2002**, *67*, 1233; Blanco-Urgoiti, J.; Casarrubios, L.; Domínguez, G.; Pérez-Castells, J. *Tetrahedron Lett.* **2002**, *43*, 5763. The reaction has been done in aqueous media: Krafft, M.E.; Wright, J.A.; Boñaga, L.V.R. *Tetrahedron Lett.* **2003**, *44*, 3417.

¹⁴³¹Kim, S.-W.; Son, S.U.; Lee, S.I.; Hyeon, T.; Chung, Y.K. *J. Am. Chem. Soc.* **2000**, *122*, 1550.

¹⁴³²Kim, S.-W.; Son, S.U.; Lee, S.S.; Hyeon, T.; Chung, Y.K. *Chem. Commun.* **2001**, 2212; Son, S.U.; Lee, S.I.; Chung, Y.K.; Kim, S.-W.; Hyeon, T. *Org. Lett.* **2002**, *4*, 277.

¹⁴³³Dahan, A.; Portnoy, M. *Chem. Commun.* **2002**, 2700.

¹⁴³⁴Ford, J.G.; Kerr, W.J.; Kirk, G.G.; Lindsay, D.M.; Middlemiss, D. *Synlett* **2000**, 1415.

¹⁴³⁵Iqbal, M.; Vyse, N.; Dauvergne, J.; Evans, P. *Tetrahedron Lett.* **2002**, *43*, 7859.

¹⁴³⁶Ishizaki, M.; Iwahara, K.; Niimi, Y.; Satoh, H.; Hoshino, O. *Tetrahedron* **2001**, *57*, 2729; Son, S.U.; Chung, Y.K.; Lee, S.-G. *J. Org. Chem.* **2000**, *65*, 6142; Son, S.U.; Yoon, Y.A.; Choi, D.S.; Park, J.K.; Kim, B.M.; Chung, Y.K. *Org. Lett.* **2001**, *3*, 1065; Jung, J.-C.; Jung, Y.-J.; Park, O.-S. *Synth. Commun.* **2001**, *31*, 2507; Pérez-Serrano, L.; Casarrubios, L.; Domínguez, G.; Pérez-Castells, J. *Chem. Commun.*, **2001**, 2602.

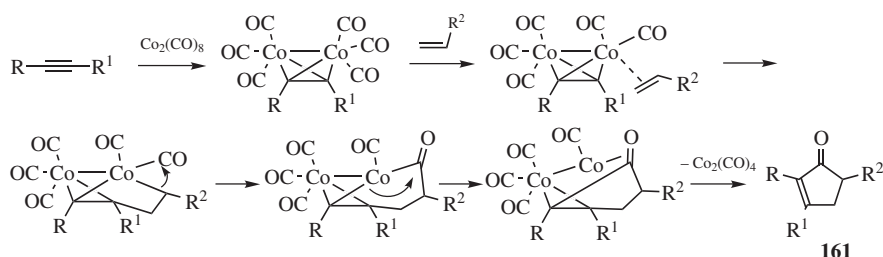
¹⁴³⁷Ingate, S.T.; Marco-Contelles, J. *Org. Prep. Proceed. Int.* **1998**, *30*, 121; Urabe, H.; Hideura, D.; Sato, F. *Org. Lett.* **2000**, *2*, 381; Verdagner, X.; Moyano, A.; Pericás, M.A.; Riera, A.; Maestro, M.A.; Mahía, J. *J. Am. Chem. Soc.* **2000**, *122*, 10242; Konya, D.; Robert, F.; Gimbert, Y.; Greene, A.E. *Tetrahedron Lett.* **2004**, *45*, 6975.

¹⁴³⁸Pérez-Serrano, L.; Banco-Urgoiti, J.; Casarrubios, L.; Domínguez, G.; Pérez-Castells, J. *J. Org. Chem.* **2000**, *65*, 3513. For a review, see Suh, W.H.; Choi, M.; Lee, S.I.; Chung, Y.K. *Synthesis* **2003**, 2169.

¹⁴³⁹Son, S.U.; Choi, D.S.; Chung, Y.K.; Lee, S.-G. *Org. Lett.* **2000**, *2*, 2097; Krafft, M.E.; Boñaga, L.V.R. *Angew. Chem. Int. Ed.* **2000**, *39*, 3676, and references cited therein; Jeong, N.; Sung, B.S.; Choi, Y.K. *J. Am. Chem. Soc.* **2000**, *122*, 6771; Hayashi, M.; Hashimoto, Y.; Yamamoto, Y.; Usuki, J.; Saigo, K. *Angew. Chem. Int. Ed.* **2000**, *39*, 631; Son, C.U.; Lee, S.I.; Chung, Y.K. *Angew. Chem. Int. Ed.* **2000**, *39*, 4158; Sturla, S.J.; Buchwald, S.L. *J. Org. Chem.* **2002**, *67*, 3398.

amides,¹⁴⁴⁰ alcohols,¹⁴⁴¹ diols,¹⁴⁴² and an indole unit.¹⁴⁴³ A silicon-tethered Pauson–Khand reaction is known.¹⁴⁴⁴ Allenes are reaction partners in the Pauson–Khand reaction.¹⁴⁴⁵ This type of reaction can be extended to form six-membered rings using a ruthenium catalyst.¹⁴⁴⁶ A double-Pauson–Khand process was reported.¹⁴⁴⁷ In some cases, an aldehyde can serve as the source of the carbonyl for carbonylation.¹⁴⁴⁸

The accepted mechanism was proposed by Magnus,¹⁴⁴⁹ shown for the formation of **161**,¹⁴⁵⁰ and supported by Krafft's work.¹⁴⁵¹ It has been shown that CO is lost from the Pauson–Khand complex prior to alkene coordination and insertion.¹⁴⁵² Calculations concluded that the LUMO of the coordinated alkene plays a crucial role in alkene reactivity by determining the degree of back-donation in the complex.¹⁴⁵³



Other carbonylation methods are available. Carbonylation occurs with conjugated ketones to give 1,4-diketones, using phenylboronic acid (**13-12**), CO and a rhodium catalyst.¹⁴⁵⁴ A non-carbonylation route treated a conjugated diene with an

¹⁴⁴⁰Comely, A.C.; Gibson, S.E.; Stevenazzi, A.; Hales, N.J. *Tetrahedron Lett.* **2001**, *42*, 1183.

¹⁴⁴¹Blanco-Urgoiti, J.; Casarrubios, L.; Domínguez, G.; Pérez-Castells, J. *Tetrahedron Lett.* **2001**, *42*, 3315.

¹⁴⁴²Mukai, C.; Kim, J.S.; Sonobe, H.; Hanaoka, M. *J. Org. Chem.* **1999**, *64*, 6822.

¹⁴⁴³Pérez-Serrano, L.; Domínguez, G.; Pérez-Castells, J. *J. Org. Chem.* **2004**, *69*, 5413.

¹⁴⁴⁴Brummond, K.M.; Sill, P.C.; Rickards, B.; Geib, S.J. *Tetrahedron Lett.* **2002**, *43*, 3735; Reichwein, J.F.; Iacono, S.T.; Patel, U.C.; Pagenkopf, B.L. *Tetrahedron Lett.* **2002**, *43*, 3739.

¹⁴⁴⁵Antras, F.; Ahmar, M.; Cazes, B. *Tetrahedron Lett.* **2001**, *42*, 8153, 8157; Brummond, K.M.; Chen, H.; Fisher, K.D.; Kerekes, A.D.; Rickards, B.; Sill, P.C.; Geib, A.D. *Org. Lett.* **2002**, *4*, 1931. For an intramolecular version, see Shibata, T.; Kadowaki, S.; Hirase, M.; Takagi, K. *Synlett* **2003**, 573.

¹⁴⁴⁶Trost, B.M.; Brown, R.E.; Toste, F.D. *J. Am. Chem. Soc.* **2000**, *122*, 5877.

¹⁴⁴⁷Rausch, B.J.; Gleiter, R. *Tetrahedron Lett.* **2001**, *42*, 1651.

¹⁴⁴⁸For example, see Shibata, T.; Toshida, N.; Takagi, K. *J. Org. Chem.* **2002**, *67*, 7446; Shibata, T.; Toshida, N.; Takagi, K. *Org. Lett.* **2002**, *4*, 1619; Morimoto, T.; Fuji, K.; Tsutsumi, K.; Kakiuchi, K. *J. Am. Chem. Soc.* **2002**, *124*, 3806; Fuji, K.; Morimoto, T.; Tsutsumi, K.; Kakiuchi, K. *Tetrahedron Lett.* **2004**, *45*, 9163.

¹⁴⁴⁹Magnus, P.; Principe, L.M. *Tetrahedron Lett.* **1985**, *26*, 4851.

¹⁴⁵⁰For a review, see Brummond, K.M.; Kent, J.L. *Tetrahedron* **2000**, *56*, 3263.

¹⁴⁵¹Krafft, M.E. *Tetrahedron Lett.* **1988**, *29*, 999.

¹⁴⁵²Gimbert, Y.; Lesage, D.; Milet, A.; Fournier, F.; Greene, A.E.; Tabet, J.-C. *Org. Lett.* **2003**, *5*, 4073. See Robert, F.; Milet, A.; Gimbert, Y.; Konya, D.; Greene, A.E. *J. Am. Chem. Soc.* **2001**, *123*, 5396.

¹⁴⁵³de Bruin, T.J.M.; Milet, A.; Greene, A.E.; Gimbert, Y. *J. Org. Chem.*, **2004** *69*, 1075.

¹⁴⁵⁴Sauthier, M.; Castanet, Y.; Mortreux, A. *Chem. Commun.* **2004** 1520.

excess of *tert*-butyllithium and quenching with carbon dioxide led to a cyclopentadienone.¹⁴⁵⁵ When quenched with CO rather than CO₂, a nonconjugated cyclopentenone was formed.¹⁴⁵⁶ It is noted that a carbonylation reaction with CO, a diyne and an iridium catalyst¹⁴⁵⁷ or a cobalt catalyst¹⁴⁵⁸ provided similar molecules.

The reaction of a secondary amine, CO, a terminal alkyne and *t*-BuMe₂SiH with a rhodium catalyst led to a conjugated amide bearing the silyl group of the C=C unit.¹⁴⁵⁹ Reaction of a molecule containing an amine and an alkene unit was carbonylated with CO in the presence of a palladium catalyst to give a lactam.¹⁴⁶⁰ A similar reaction with a molecule containing an amine and an alkyne also generated a lactam, in the presence of CO and a rhodium catalyst.¹⁴⁶¹ An intramolecular carbonylation reaction of a conjugated imine, with CO, ethylene and a ruthenium catalyst, led to a highly substituted β,γ-unsaturated lactam.¹⁴⁶²

With any method, if the alkene contains a functional group, such as OH, NH₂, or CONH₂, the corresponding lactone (**16-63**),¹⁴⁶³ lactam (**16-74**), or cyclic imide may be the product.¹⁴⁶⁴ Titanium,¹⁴⁶⁵ palladium,¹⁴⁶⁶ ruthenium,¹⁴⁶⁷ and rhodium¹⁴⁶⁸ catalysts have been used to generate lactones. Allenic alcohols are converted to butenolides with 10 atm of CO and a ruthenium catalyst.¹⁴⁶⁹ Larger ring conjugated lactones can also be formed by this route using the appropriate allenic alcohol.¹⁴⁷⁰ Propargylic alcohols lead to β-lactones.¹⁴⁷¹ Allenic tosyl-amides are converted to *N*-tosyl α,β-unsaturated pyrrolidinones using 20 atm of CO and a ruthenium catalyst.¹⁴⁷² Conjugated imines are converted to similar products with CO, ethylene and a ruthenium catalyst.¹⁴⁷³ Propargyl alcohols are converted to

¹⁴⁵⁵Xi, Z.; Song, Q. *J. Org. Chem.* **2000**, *65*, 9157.

¹⁴⁵⁶Song, Q.; Chen, J.; Jin, X.; Xi, Z. *J. Am. Chem. Soc.* **2001**, *123*, 10419; Song, Q.; Li, Z.; Chen, J.; Wang, C.; Xi, Z. *Org. Lett.* **2002**, *4*, 4627.

¹⁴⁵⁷Shibata, T.; Yamashita, K.; Ishida, H.; Takagi, K. *Org. Lett.* **2001**, *3*, 1217; Shibata, T.; Yamashita, K.; Katayama, E.; Takagi, K. *Tetrahedron* **2002**, *58*, 8661.

¹⁴⁵⁸Sugihara, T.; Wakabayashi, A.; Takao, H.; Imagawa, H.; Nishizawa, M. *Chem. Commun.* **2001**, 2456.

¹⁴⁵⁹Matsuda, I.; Takeuchi, K.; Itoh, K. *Tetrahedron Lett.* **1999**, *40*, 2553.

¹⁴⁶⁰Okuro, K.; Kai, H.; Alper, H. *Tetrahedron Asymmetry* **1997**, *8*, 2307.

¹⁴⁶¹Hirao, K.; Morii, N.; Joh, T.; Takahashi, S. *Tetrahedron Lett.* **1995**, *36*, 6243; Shiba, T.; Zhou, D.-Y.; Onitsuka, K.; Takahashi, S. *Tetrahedron Lett.* **2004**, *45*, 3211.

¹⁴⁶²Berger, D.; Imhof, W. *Tetrahedron* **2000**, *56*, 2015.

¹⁴⁶³Dong, C.; Alper, H. *J. Org. Chem.* **2004**, *69*, 5011.

¹⁴⁶⁴For reviews of these ring closures see Ohshiro, Y.; Hirao, T. *Heterocycles* **1984**, *22*, 859; Falbe, J. *New Syntheses with Carbon Monoxide*, Springer, NY, **1980**, pp. 147–174, *Angew. Chem. Int. Ed.* **1966**, *5*, 435; *Newer Methods Prep. Org. Chem.* **1971**, *6*, 193. See also, Krafft, M.E.; Wilson, L.J.; Onan, K.D. *Tetrahedron Lett.* **1989**, *30*, 539.

¹⁴⁶⁵Kablaoui, N.M.; Hicks, F.A.; Buchwald, S.L. *J. Am. Chem. Soc.* **1997**, *119*, 4424.

¹⁴⁶⁶El Ali, B.; Okuro, K.; Vasapollo, G.; Alper, H. *J. Am. Chem. Soc.* **1996**, *118*, 4264. Also see, Brunner, M.; Alper, H. *J. Org. Chem.* **1997**, *62*, 7565.

¹⁴⁶⁷Kondo, T.; Kodoi, K.; Mitsudo, T.-a.; Watanabe, Y. *J. Chem. Soc., Chem. Commun.* **1994**, 755.

¹⁴⁶⁸Yoneda, E.; Kaneko, T.; Zhang, S.-W.; Takahashi, S. *Tetrahedron Lett.* **1998**, *39*, 5061.

¹⁴⁶⁹Yoneda, E.; Kaneko, T.; Zhang, S.-W.; Onitsuka, K.; Takahashi, S. *Org. Lett.* **2000**, *2*, 441.

¹⁴⁷⁰Yoneda, E.; Zhang, S.-W.; Onitsuka, K.; Takahashi, S. *Tetrahedron Lett.* **2001**, *42*, 5459.

¹⁴⁷¹Ma, S.; Wu, B.; Zhao, S. *Org. Lett.* **2003**, *5*, 4429.

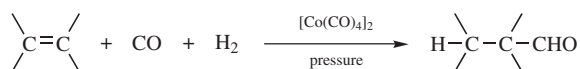
¹⁴⁷²Kang, S.-K.; Kim, K.-J.; Yu, C.-M.; Hwang, J.-W.; Do, Y.-K. *Org. Lett.* **2001**, *3*, 2851.

¹⁴⁷³Chatani, N.; Kamitani, A.; Murai, S. *J. Org. Chem.* **2002**, *67*, 7014.

butenolides with CO/H₂O and a rhodium catalyst.¹⁴⁷⁴ Propargyl alcohols generate lactones when treated with a chromium pentacarbonyl carbene complex.¹⁴⁷⁵ Amines add to allenes, in the presence of CO and a palladium catalyst, to form conjugated amides.¹⁴⁷⁶

15-37 Hydroformylation

Hydro-formyl-addition



Alkenes can be hydroformylated¹⁴⁷⁷ by treatment with carbon monoxide and hydrogen over a catalyst. The most common catalysts are cobalt carbonyls (see below for a description of the mechanism) and rhodium complexes,¹⁴⁷⁸ but other transition metal compounds have also been used. Cobalt catalysts are less active than the rhodium type, and catalysts of other metals are generally less active.¹⁴⁷⁹ Commercially, this is called the *oxo process*, but it can be carried out in the laboratory in an ordinary hydrogenation apparatus. The order of reactivity is straight-chain terminal alkenes > straight-chain internal alkenes > branched-chain alkenes. With terminal alkenes, for example, the aldehyde unit is formed on both the primary and secondary carbon, but proper choice of catalyst and additive leads to selectivity for the secondary product¹⁴⁸⁰ or primary

¹⁴⁷⁴Fukuta, Y.; Matsuda, I.; Itoh, K. *Tetrahedron Lett.* **2001**, 42, 1301.

¹⁴⁷⁵Good, G.M.; Kemp, M.I.; Kerr, W.J. *Tetrahedron Lett.* **2000**, 41, 9323.

¹⁴⁷⁶Grigg, R.; Monteith, M.; Sridharan, V.; Terrier, C. *Tetrahedron* **1998**, 54, 3885.

¹⁴⁷⁷For reviews, see Kalck, P.; Peres, Y.; Jenck, J. *Adv. Organomet. Chem.* **1991**, 32, 121; Davies, J.A., in Hartley, F.R.; Patai, S. *The Chemistry of the Metal–Carbon Bond*, Vol. 3, Wiley, NY, **1985**, pp. 361–389; Pino, P.; Piacenti, F.; Bianchi, M., in Wender, I.; Pino, P. *Organic Syntheses via Metal Carbonyls*, Vol. 2, Wiley, NY, **1977**, pp. 43–231; Cornils, B., in Falbe, J. *New Syntheses with Carbon Monoxide*, Springer, NY, **1980**, pp. 1–225; Collman, J.P.; Hegedus, L.S.; Norton, J.R.; Finke, R.G. *Principles and Applications of Organotransition Metal Chemistry*, University Science Books, Mill Valley, CA **1987**, pp. 621–632; Pino, P. *J. Organomet. Chem.* **1980**, 200, 223; Pruett, R.L. *Adv. Organomet. Chem.* **1979**, 17, 1; Stille, J.K.; James, D.E., in Patai, S. *Supplement A: The Chemistry of Double-Bonded Functional Groups*, Vol. 1, pt. 2, Wiley, NY, **1977**, pp. 1099–1166; Heck, R.F. *Organotransition Metal Chemistry*, Academic Press, NY, **1974**, pp. 215–224; Khan, M.M.T.; Martell, A.E. *Homogeneous Catalysis by Metal Complexes*, Vol. 2, Academic Press, NY, **1974**, pp. 39–60; Falbe, J. *Carbon Monoxide in Organic Synthesis* Springer, NY, **1980**, pp. 3–77; Chalk, A.J.; Harrod, J.F. *Adv. Organomet. Chem.* **1968**, 6, 119. For a review with respect to fluoroalkenes, see Ohshiro, Y.; Hirao, T. *Heterocycles* **1984**, 22, 859.

¹⁴⁷⁸For example, see Brown, J.M.; Kent, A.G. *J. Chem. Soc. Perkin Trans. 1*, **1987**, 1597; Hanson, B.E.; Davis, M.E. *J. Chem. Ed.*, **1987**, 64, 928; Jackson, W.R.; Perlmutter, P.; Suh, G. *J. Chem. Soc., Chem. Commun.* **1987**, 724; Amer, I.; Alper, H. *J. Am. Chem. Soc.* **1990**, 112, 3674. See the references cited in these papers. For a review of the rhodium-catalyzed process, see Jardine, F.H., in Hartley, F.R. *The Chemistry of the Metal–Carbon Bond*, Vol. 4, Wiley, NY, **1987**, pp. 733–818, pp. 778–784.

¹⁴⁷⁹Collman, J.P.; Hegedus, L.S.; Norton, J.R.; Finke, R.G. *Principles and Applications of Organotransition Metal Chemistry*, University Science Books, Mill Valley, CA **1987**, p. 630.

¹⁴⁸⁰Chan, A.S.C.; Pai, C.-C.; Yang, T.-K.; Chen, S.M. *J. Chem. Soc., Chem. Commun.* **1995**, 2031; Doyle, M.P.; Shanklin, M.S.; Zlokazov, M.V. *Synlett* **1994**, 615; Higashizima, T.; Sakai, N.; Nozaki, K.; Takaya, H. *Tetrahedron Lett.* **1994**, 35, 2023.

product.¹⁴⁸¹ Good yields for hydroformylation have been reported using rhodium catalysts in the presence of certain other additives.¹⁴⁸² Among the side reactions are the aldol reaction (**16-34**), acetal formation, the Tishchenko reaction (**19-82**), and polymerization. In one case using a rhodium catalyst, 2-octene gave nonanal, presumably via a η^3 -allyl complex (p. 116).¹⁴⁸³ Conjugated dienes give dialdehydes when rhodium catalysts are used¹⁴⁸⁴ but saturated mono-aldehydes (the second double bond is reduced) with cobalt carbonyls. Both 1,4- and 1,5-dienes may give cyclic ketones.¹⁴⁸⁵ Hydroformylation of triple bonds proceeds very slowly, and few examples have been reported.¹⁴⁸⁶ However, in the presence of a rhodium catalyst, the triple bond of a conjugated enyne is formylated.¹⁴⁸⁷ Many functional groups such as OH, CHO, COOR,¹⁴⁸⁸ CN, can be present in the molecule, although halogens usually interfere. Stereoselective syn addition has been reported,¹⁴⁸⁹ and also stereoselective anti addition.¹⁴⁹⁰ Asymmetric hydroformylation has been accomplished with a chiral catalyst,¹⁴⁹¹ and in the presence of chiral additives.¹⁴⁹² Cyclization to prolinol derivatives has been reported with allylic amines.¹⁴⁹³

When dicobalt octacarbonyl, $[\text{Co}(\text{CO})_4]_2$, is the catalyst, the species that actually adds to the double bond is tricarbonylhydrocobalt, $\text{HCo}(\text{CO})_3$.¹⁴⁹⁴ Carbonylation $\text{RCo}(\text{CO})_3 + \text{CO} \rightarrow \text{RCo}(\text{CO})_4$ takes place, followed by a rearrangement and a

¹⁴⁸¹Fernández, E.; Castellón, S. *Tetrahedron Lett.* **1994**, *35*, 2361; Klein, H.; Jackstell, R.; Wiese, K.-D.; Borgmann, C.; Beller, M. *Angew. Chem. Int. Ed.* **2001**, *40*, 3408; Breit, B.; Seiche, W. *J. Am. Chem. Soc.* **2003**, *125*, 6608.

¹⁴⁸²Johnson, J.R.; Cuny, G.D.; Buchwald, S.L. *Angew. Chem. Int. Ed.* **1995**, *34*, 1760.

¹⁴⁸³van der Veen, L.A.; Kamer, P.C.J.; van Leeuwen, P.W.N.M. *Angew. Chem. Int. Ed.* **1999**, *38*, 336.

¹⁴⁸⁴Fell, B.; Rupilius, W. *Tetrahedron Lett.* **1969**, 2721.

¹⁴⁸⁵For a review of ring closure reactions with CO, see Mullen, A., in Falbe, J. *New Syntheses with Carbon Monoxide*, Springer, NY, **1980**, pp. 414–439. See also, Eilbracht, P.; Hüttmann, G.; Deussen, R. *Chem. Ber.* **1990**, *123*, 1063, and other papers in this series.

¹⁴⁸⁶For examples with rhodium catalysts, see Fell, B.; Beutler, M. *Tetrahedron Lett.* **1972**, 3455; Botteghi, C.; Salomon, C. *Tetrahedron Lett.* **1974**, 4285. For an indirect method, see Campi, E.; Fitzmaurice, N.J.; Jackson, W.R.; Perlmutter, P.; Smalridge, A.J. *Synthesis* **1987**, 1032.

¹⁴⁸⁷van den Hoven, B.G.; Alper, H. *J. Org. Chem.* **1999**, *64*, 3964.

¹⁴⁸⁸For formylation at the β -carbon of methyl acrylate, see Hu, Y.; Chen, W.; Osuna, A.M.B.; Stuart, A.M.; Hope, E.G.; Xiao, J. *Chem. Commun.* **2001**, 725.

¹⁴⁸⁹See, for example, Haelg, P.; Consiglio, G.; Pino, P. *Helv. Chim. Acta* **1981**, *64*, 1865.

¹⁴⁹⁰Krauss, I.J.; Wang, C.C.-Y.; Leighton, J.L. *J. Am. Chem. Soc.* **2001**, *123*, 11514.

¹⁴⁹¹For reviews, see Ojima, I.; Hirai, K., in Morrison, J.D. *Organic Synthesis*, Vol. 5, Wiley, NY, **1985**, pp. 103–145, 125–139; Consiglio, G.; Pino, P. *Top. Curr. Chem.* **1982**, *105*, 77; Breit, B.; Seiche, W. *Synthesis* **2001**, 1; Diéguez, M.; Pàmies, O.; Claver, C. *Tetrahedron Asymmetry* **2004**, *15*, 2113. See also, Hegedüs, C.; Madrás, J.; Gulyás, H.; Szöllöy, A.; Bakos, J. *Tetrahedron Asymmetry* **2001**, *12*, 2867.

¹⁴⁹²Nozaki, K.; Itoi, Y.; Shibahara, F.; Shirakawa, E.; Ohta, T.; Takaya, H.; Hiyama, T. *J. Am. Chem. Soc.* **1998**, *120*, 4051; Sakai, N.; Nozaki, K.; Takaya, H. *J. Chem. Soc., Chem. Commun.* **1994**, 395; Rajan Babu, T.V.; Ayers, T.A. *Tetrahedron Lett.* **1994**, *35*, 4295. See Gladiali, S.; Bayón, J.C.; Claver, C. *Tetrahedron Asymmetry* **1995**, *6*, 1453.

¹⁴⁹³Anastasiou, D.; Campi, E.M.; Chaouk, H.; Jackson, W.R.; McCubbin, Q.J. *Tetrahedron Lett.* **1992**, *33*, 2211.

¹⁴⁹⁴Heck, R.F.; Breslow, D.S. *J. Am. Chem. Soc.* **1961**, *83*, 4023; Karapinka, G.L.; Orchin, M. *J. Org. Chem.* **1961**, *26*, 4187; Whyman, R. *J. Organomet. Chem.* **1974**, *81*, 97; Mirbach, M.F. *J. Organomet. Chem.* **1984**, *265*, 205. For discussions of the mechanism, see Orchin, M. *Acc. Chem. Res.* **1981**, *14*, 259; Versluis, L.; Ziegler, T.; Baerends, E.J.; Ravenek, W. *J. Am. Chem. Soc.* **1989**, *111*, 2018.

reduction of the C—Co bond, similar to steps 4 and 5 of the nickel carbonyl mechanism shown in **15-35**. The reducing agent in the reduction step is tetracarbonylhydrocobalt, $\text{HCo}(\text{CO})_4$,¹⁴⁹⁵ or, under some conditions, H_2 .¹⁴⁹⁶ When $\text{HCo}(\text{CO})_4$ was the agent used to hydroformylate styrene, the observation of CIDNP indicated that the mechanism is different, and involves free radicals.¹⁴⁹⁷ Alcohols can be obtained by allowing the reduction to continue after all the carbon monoxide is used up. It has been shown¹⁴⁹⁸ that the formation of alcohols is a second step, occurring after the formation of aldehydes, and that $\text{HCo}(\text{CO})_3$ is the reducing agent.

OS VI, 338.

15-38 Addition of HCN

Hydro-cyano-addition



Ordinary alkenes do not react with HCN, but polyhalo alkenes and alkenes of the form $\text{C}=\text{C}-\text{Z}$ add HCN to give nitriles.¹⁴⁹⁹ The reaction is therefore a nucleophilic addition and is base catalyzed. When Z is COR or, more especially, CHO, 1,2-addition (**16-53**) is an important competing reaction and may be the only reaction. Triple bonds react very well when catalyzed by an aqueous solution of CuCl , NH_4Cl , and HCl or by Ni or Pd compounds.¹⁵⁰⁰ The HCN can be generated *in situ* from acetone cyanohydrin (see **16-52**), avoiding the use of the poisonous HCN.¹⁵⁰¹ One or 2 equivalents of HCN can be added to a triple bond, since the initial product is a Michael-type substrate. Acrylonitrile is commercially prepared this way, by the addition of HCN to acetylene. Alkylaluminum cyanides, for example, Et_2AlCN , or mixtures of HCN and trialkylalanes R_3Al are especially good reagents for conjugate addition of HCN¹⁵⁰² to α,β -unsaturated ketones and α,β -unsaturated acyl halides. Hydrogen cyanide can be added to ordinary alkenes in the presence of dicobalt octacarbonyl¹⁵⁰³ or certain other

¹⁴⁹⁵ Alemdaroğ lu, N.H.; Penninger, J.L.M.; Oltay, E. *Monatsh. Chem.* **1976**, *107*, 1153; Ungváry, F.; Markó, L. *Organometallics* **1982**, *1*, 1120.

¹⁴⁹⁶ See Kovács, I.; Ungváry, F.; Markó, L. *Organometallics* **1986**, *5*, 209.

¹⁴⁹⁷ Bockman, T.M.; Garst, J.F.; King, R.B.; Markó, L.; Ungváry, F. *J. Organomet. Chem.* **1985**, *279*, 165.

¹⁴⁹⁸ Aldridge, C.L.; Jonassen, H.B. *J. Am. Chem. Soc.* **1963**, *85*, 886.

¹⁴⁹⁹ For reviews see Friedrich, K., in Patai, S.; Rappoport, Z. *The Chemistry of Functional Groups, Supplement C*, pt. 2, Wiley, NY, **1983**, pp. 1345–1390; Nagata, W.; Yoshioka, M. *Org. React.* **1977**, *25*, 255; Brown, E.S., in Wender, I.; Pino, P. *Organic Syntheses via Metal Carbonyls*, Vol. 2, Wiley, NY, **1977**, pp. 655–672; Friedrich, K.; Wallenfels, K., in Rappoport, Z. *The Chemistry of the Cyano Group*, Wiley, NY, **1970**, pp. 68–72.

¹⁵⁰⁰ Jackson, W.R.; Lovel, C.G. *Aust. J. Chem.* **1983**, *36*, 1975.

¹⁵⁰¹ Jackson, W.R.; Perlmutter, P. *Chem. Br.* **1986**, 338.

¹⁵⁰² For a review, see Nagata, W.; Yoshioka, M. *Org. React.* **1977**, *25*, 255.

¹⁵⁰³ Arthur, Jr., P.; England, D.C.; Pratt, B.C.; Whitman, G.M. *J. Am. Chem. Soc.* **1954**, *76*, 5364.

transition-metal compounds.¹⁵⁰⁴ An indirect method for the addition of HCN to ordinary alkenes uses an isocyanide (RNC) and Schwartz's reagent (see **15-17**); this method gives anti-Markovnikov addition.¹⁵⁰⁵ *tert*-Butyl isocyanide and TiCl₄ have been used to add HCN to C=C–Z alkenes.¹⁵⁰⁶ Pretreatment with NaI/Me₃SiCl followed by CuCN converts alkynes to vinyl nitriles.¹⁵⁰⁷

When an alkene is treated with Me₃SiCN and AgClO₄, followed by aq. NaHCO₃, the product is the isonitrile (RNC) formed with Markovnikov selectivity.¹⁵⁰⁸ An alternative reagent is the cyanohydrin of acetone, which adds to alkenes to give a nitrile in the presence of a nickel complex.¹⁵⁰⁹

OS **I**, 451; **II**, 498; **III**, 615; **IV**, 392, 393, 804; **V**, 239, 572; **VI**, 14.
For addition of ArH, see **11-12** (Friedel–Crafts alkylation).

REACTIONS IN WHICH HYDROGEN ADDS TO NEITHER SIDE

Some of these reactions are *cycloadditions* (reactions **15-50**, **15-62**, **15-54**, and **15-57–15-66**). In such cases, addition to the multiple bond closes a ring:



A. Halogen on One or Both Sides

15-39 Halogenation of Double and Triple Bonds (Addition of Halogen, Halogen)

Dihalo-Addition



¹⁵⁰⁴F For a review, see Brown, E.S., in Wender, P.; Pino, P. *Organic Syntheses via Metal Carbonyls*, Vol. 2, Wiley, NY, **1977**, pp. 658–667. For a review of the nickel-catalyzed process, see Tolman, C.A.; McKinney, R.J.; Seidel, W.C.; Druliner, J.D.; Stevens, W.R. *Adv. Catal.* **1985**, *33*, 1. For studies of the mechanism see Tolman, C.A.; Seidel, W.C.; Druliner, J.D.; Domaille, P.J. *Organometallics* **1984**, *3*, 33; Druliner, J.D. *Organometallics* **1984**, *3*, 205; Bäckvall, J.E.; Andell, O.S. *Organometallics* **1986**, *5*, 2350; McKinney, R.J.; Roe, D.C. *J. Am. Chem. Soc.* **1986**, *108*, 5167; Funabiki, T.; Tatsami, K.; Yoshida, S. *J. Organomet. Chem.* **1990**, *384*, 199. See also, Jackson, W.R.; Lovel, C.G.; Perlmutter, P.; Smallridge, A.J. *Aust. J. Chem.* **1988**, *41*, 1099.

¹⁵⁰⁵Buchwald, S.L.; LeMaire, S.J. *Tetrahedron Lett.* **1987**, *28*, 295.

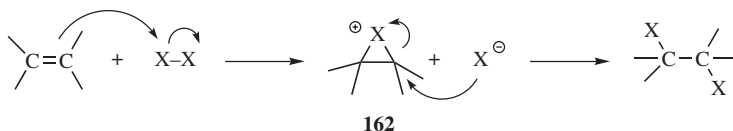
¹⁵⁰⁶Ito, Y.; Kato, H.; Imai, H.; Saegusa, T. *J. Am. Chem. Soc.* **1982**, *104*, 6449.

¹⁵⁰⁷Luo, F.-T.; Ko, S.-L.; Chao, D.-Y. *Tetrahedron Lett.* **1997**, *38*, 8061.

¹⁵⁰⁸Kitano, Y.; Chiba, K.; Tada, M. *Synlett* **1999**, 288.

¹⁵⁰⁹Yan, M.; Xu, Q.-Y.; Chan, A.S.C. *Tetrahedron Asymmetry* **2000**, *11*, 845.

Most double bonds are easily halogenated¹⁵¹⁰ with bromine, chlorine, or inter-halogen compounds.¹⁵¹¹ Substitution can compete with addition in some cases.¹⁵¹² Iodination has also been accomplished, but the reaction is slower.¹⁵¹³ Under free-radical conditions, iodination proceeds more easily.¹⁵¹⁴ However, *vic*-diiodides are generally unstable and tend to revert to iodine and the alkene.



The mechanism is usually electrophilic (see p. 1002), involving formation of an halonium ion (**162**),¹⁵¹⁵ followed by nucleophilic opening to give the *vic*-dihalide. Nucleophilic attack occurs with selectivity for the less substituted carbon with unsymmetrical alkenes. When free-radical initiators (or UV light) are present, addition can occur by a free-radical mechanism.¹⁵¹⁶ Once Br• or Cl• radicals are formed, however, substitution may compete (**14-1** and **14-3**). This is especially important when the alkene has allylic hydrogens. Under free-radical conditions (UV light) bromine or chlorine adds to the benzene ring to give, respectively, hexabromo- and hexachlorocyclohexane. These are mixtures of stereoisomers (see p. 187).¹⁵¹⁷

Under ordinary conditions fluorine itself is too reactive to give simple addition; it attacks other bonds and mixtures are obtained.¹⁵¹⁸ However, F₂ has been successfully added to certain double bonds in an inert solvent at low temperatures (−78°C), usually by diluting the F₂ gas with Ar or N₂.¹⁵¹⁹ Addition of fluorine has also been accomplished with other reagents (e.g., *p*-Tol-IF₂/Et₃N•5 HF),¹⁵²⁰ and a mixture of PbO₂ and SF₄.¹⁵²¹

¹⁵¹⁰For a list of reagents that have been used for di-halo-addition, with references, see Larock, R.C. *Comprehensive Organic Transformations*, 2nd ed., Wiley-VCH, NY, **1999**, pp. 629–632.

¹⁵¹¹For a monograph, see de la Mare, P.B.D. *Electrophilic Halogenation*, Cambridge University Press, Cambridge, **1976**. For a review, see House, H.O. *Modern Synthetic Reaction*, 2nd ed., W.A. Benjamin, NY, **1972**, pp. 422–431.

¹⁵¹²McMillen, D.W.; Grutzner, J.B. *J. Org. Chem.* **1994**, *59*, 4516.

¹⁵¹³Sumrell, G.; Wyman, B.M.; Howell, R.G.; Harvey, M.C. *Can. J. Chem.* **1964**, *42*, 2710; Zanger, M.; Rabinowitz, J.L. *J. Org. Chem.* **1975**, *40*, 248.

¹⁵¹⁴Skell, P.S.; Pavlis, R.R. *J. Am. Chem. Soc.* **1964**, *86*, 2956; Ayres, R.L.; Michejda, C.J.; Rack, E.P. *J. Am. Chem. Soc.* **1971**, *93*, 1389.

¹⁵¹⁵See Lenoir, D.; Chiappe, C. *Chem. Eur. J.* **2003**, *9*, 1037.

¹⁵¹⁶For example, see Poutsma, M.L. *J. Am. Chem. Soc.* **1965**, *87*, 2161, 2172; *J. Org. Chem.* **1966**, *31*, 4167; Dessau, R.M. *J. Am. Chem. Soc.* **1979**, *101*, 1344.

¹⁵¹⁷For a review, see Cais, M., in Patai, S. *The Chemistry of Alkenes*, Vol. 1, Wiley, NY, **1964**, p. 993.

¹⁵¹⁸See, for example, Fuller, G.; Stacey, F.W.; Tatlow, J.C.; Thomas, C.R. *Tetrahedron* **1962**, *18*, 123.

¹⁵¹⁹Merritt, R.F. *J. Am. Chem. Soc.* **1967**, *89*, 609; Barton, D.H.R.; Lister-James, J.; Hesse, R.H.; Pechet, M.M.; Rozen, S. *J. Chem. Soc. Perkin Trans. 1* **1982**, 1105; Rozen, S.; Brand, M. *J. Org. Chem.* **1986**, *51*, 3607.

¹⁵²⁰Hara, S.; Nakahigashi, J.; Ishi-i, K.; Sawaguchi, M.; Sakai, H.; Fukuhara, T.; Yoneda, N. *Synlett* **1998**, 495.

¹⁵²¹Bissell, E.R.; Fields, D.B. *J. Org. Chem.* **1964**, *29*, 1591.

The reaction with bromine is very rapid and is easily carried out at room temperature,¹⁵²² although the reaction is reversible under some conditions.¹⁵²³ In the case of bromine, an alkene•Br₂ complex has been detected in at least one case.¹⁵²⁴ Bromine is often used as a test, qualitative or quantitative, for unsaturation.¹⁵²⁵ The vast majority of double bonds can be successfully brominated. Even when aldehyde, ketone, amine, and so on functions are present in the molecule, they do not interfere, since the reaction with double bonds is faster. Bromination has been carried out in an ionic liquid.¹⁵²⁶

Several other reagents add Cl₂ to double bonds, among them Me₃SiCl⁻MnO₂,¹⁵²⁷ NaClO₂/Mn(acac)₂/moist Al₂O₃,¹⁵²⁸ BnNEt₃MnO₄/Me₃SiCl,¹⁵²⁹ and KMnO₄-oxalyl chloride.¹⁵³⁰ A convenient reagent for the addition of Br₂ to a double bond on a small scale is the commercially available pyridinium bromide perbromide C₅H₅NH⁺Br₃⁻.¹⁵³¹ Potassium bromide with ceric ammonium nitrate, in water/dichloromethane, gives the dibromide.¹⁵³² A combination of KBr and Selectfluor also give the dibromide.¹⁵³³ A combination of CuBr₂ in aq. THF and a chiral ligand led to the dibromide with good enantioselectivity.¹⁵³⁴ A mixture of (decyl)Me₃NMnO₄ and Me₃SiBr is also an effective reagent.¹⁵³⁵ Either Br₂ or Cl₂ can also be added with CuBr₂ or CuCl₂ in the presence of a compound, such as acetonitrile, methanol, or triphenylphosphine.¹⁵³⁶

¹⁵²²See Bellucci, G.; Chiappe, C. *J. Org. Chem.* **1993**, *58*, 7120 for a study of the rate and kinetics of alkene bromination.

¹⁵²³Zheng, C.Y.; Slebocka-Tilk, H.; Nagorski, R.W.; Alvarado, L.; Brown, R.S. *J. Org. Chem.* **1993**, *58*, 2122.

¹⁵²⁴Bellucci, G.; Chiappe, C.; Bianchini, R.; Lenoir, D.; Herges, R. *J. Am. Chem. Soc.* **1995**, *117*, 12001.

¹⁵²⁵For a review of this, see Kuchar, E.J., in Patai, S. *The Chemistry of Alkenes*, Vol. 1, Wiley, NY, **1964**, pp. 273–280.

¹⁵²⁶In bmim Br, 1-butyl-3-methylimidazolium bromide: Chiappe, C.; Capraro, D.; Conte, V.; Picraccini, D. *Org. Lett.* **2001**, *3*, 1061.

¹⁵²⁷Bellesia, F.; Ghelfi, F.; Pagnoni, U.M.; Pinetti, A. *J. Chem. Res. (S)* **1989**, *108*, 360.

¹⁵²⁸Yakabe, S.; Hirano, M.; Morimoto, T. *Synth. Commun.* **1998**, *28*, 1871.

¹⁵²⁹Markó, I.E.; Richardson, P.R.; Bailey, M.; Maguire, A.R.; Coughlan, N. *Tetrahedron Lett.* **1997**, *38*, 2339.

¹⁵³⁰Markó, I.E.; Richardson, P.F. *Tetrahedron Lett.* **1991**, *32*, 1831.

¹⁵³¹Fieser, L.F.; Fieser, M. *Reagents for Organic Synthesis*, Vol. 1, Wiley, NY, **1967**, pp. 967–970. For a discussion of the mechanism with Br₃⁻, see Bellucci, G.; Bianchini, R.; Vecchiani, S. *J. Org. Chem.* **1986**, *51*, 4224.

¹⁵³²Nair, V.; Panicker, S.B.; Augstine, A.; George, T.G.; Thomas, S.; Vairamani, M. *Tetrahedron* **2001**, *57*, 7417.

¹⁵³³Ye, C.; Shreeve, J.M. *J. Org. Chem.* **2004**, *69*, 8561.

¹⁵³⁴El-Quisairi, A.K.; Qaseer, H.A.; Katsigras, G.; Lorenzi, P.; Tribedi, U.; Tracz, S.; Hartman, A.; Miller, J.A.; Henry, P.M. *Org. Lett.* **2003**, *5*, 439.

¹⁵³⁵Hazra, B.G.; Chordia, M.D.; Bahule, B.B.; Pore, V.S.; Basu, S. *J. Chem. Soc. Perkin Trans. 1* **1994**, 1667.

¹⁵³⁶Koyano, T. *Bull. Chem. Soc. Jpn.* **1970**, *43*, 1439, 3501; Uemura, S.; Tabata, A.; Kimura, Y.; Ichikawa, K. *Bull. Chem. Soc. Jpn.* **1971**, *44*, 1973; Or, A.; Levy, M.; Asscher, M.; Vofsi, D. *J. Chem. Soc. Perkin Trans. 2* **1974**, 857; Uemura, S.; Okazaki, H.; Onoe, A.; Okano, M. *J. Chem. Soc. Perkin Trans. 1* **1977**, 676; Baird, Jr., W.C.; Surridge, J.H.; Buza, M. *J. Org. Chem.* **191**, *36*, 2088, 3324.

Mixed halogenations have also been achieved, and the order of activity for some of the reagents is $\text{BrCl} > \text{ICl}^{1537} > \text{Br}_2 > \text{IBr} > \text{I}_2$.¹⁵³⁸ Mixtures of Br_2 and Cl_2 have been used to give bromochlorination,¹⁵³⁹ as has tetrabutylammonium dichlorobromate, $\text{Bu}_4\text{NBrCl}_2$,¹⁵⁴⁰ iodochlorination has been achieved with KICl_2 ,¹⁵⁴¹ CuCl_2 , and either I_2 , HI , or CdI_2 ; iodofluorination¹⁵⁴² with mixtures of AgF and I_2 ,¹⁵⁴³ and mixtures of *N*-bromo amides in anhydrous HF give bromofluorination.¹⁵⁴⁴ Bromo-, iodo-, and chlorofluorination have also been achieved by treatment of the substrate with a solution of Br_2 , I_2 , or an *N*-halo amide in polyhydrogen fluoride-pyridine,¹⁵⁴⁵ while addition of I along with Br , Cl , or F has been accomplished with the reagent bis(pyridine)iodo(I) tetrafluoroborate $\text{I}(\text{Py})_2\text{BF}_4$ and Br^- , Cl^- , or F^- , respectively.¹⁵⁴⁶ This reaction (which is also successful for triple bonds¹⁵⁴⁷) can be extended to addition of I and other nucleophiles (e.g., NCO , OH , OAc , and NO_2).¹⁵⁴⁷ Cyclohexene is converted to *trans*-2-fluoroiodocyclohexane under electrolytic conditions using $\text{Et}_4\text{NI}-\text{Et}_3\text{N}\bullet\text{HF}$ in the reaction medium.¹⁵⁴⁸

Conjugated systems give both 1,2- and 1,4-addition.¹⁵¹⁸ Triple bonds add bromine, although generally more slowly than double bonds (see p. 1015). Molecules that contain both double and triple bonds are preferentially attacked at the double bond. Addition of 2 equivalents of bromine to triple bonds gives tetrabromo products. There is evidence that the addition of the first mole of bromine to a triple bond may take place by a nucleophilic mechanism.¹⁵⁴⁹ Molecular diiodine on Al_2O_3 adds to triple bonds to give good yields of 1,2-diiodoalkenes.¹⁵⁵⁰ Interestingly, 1,1-diiodo alkenes are prepared from an alkynyltin compound, via initial treatment with $\text{Cp}_2\text{Zr}(\text{H})\text{Cl}$, and then 2.15 equivalents of iodine.¹⁵⁵¹ A mixture of

¹⁵³⁷For a review of ICl , see McClelland, C.W., in Pizey, J.S. *Synthetic Reagents*, Vol. 5, Wiley, NY, **1983**, pp. 85–164.

¹⁵³⁸White, E.P.; Robertson, P.W. *J. Chem. Soc.* **1939**, 1509.

¹⁵³⁹Buckles, R.E.; Forrester, J.L.; Burham, R.L.; McGee, T.W. *J. Org. Chem.* **1960**, 25, 24.

¹⁵⁴⁰Negoro, T.; Ikeda, Y. *Bull. Chem. Soc. Jpn.* **1986**, 59, 3519.

¹⁵⁴¹Zefirov, N.S.; Sereda, G.A.; Sosounk, S.E.; Zyk, N.V.; Likhomanova, T.I. *Synthesis* **1995**, 1359.

¹⁵⁴²For a review of mixed halogenations where one side is fluorine, see Sharts, C.M.; Sheppard, W.A. *Org. React.* **1974**, 21, 125, see pp. 137–157. For a review of halogen fluorides in organic synthesis, see Boguslavskaya, L.S. *Russ. Chem. Rev.* **1984**, 53, 1178.

¹⁵⁴³Evans, R.D.; Schauble, J.H. *Synthesis* **1987**, 551; Kuroboshi, M.; Hiyama, T. *Synlett* **1991**, 185.

¹⁵⁴⁴Pattison, F.L.M.; Peters, D.A.V.; Dean, F.H. *Can. J. Chem.* **1965**, 43, 1689. For other methods, see Boguslavskaya, L.S.; Chuvatkin, N.N.; Kartashov, A.V.; Ternovskoi, L.A. *J. Org. Chem. USSR* **1987**, 23, 230; Shimizu, M.; Nakahara, Y.; Yoshioka, H. *J. Chem. Soc., Chem. Commun.* **1989**, 1881.

¹⁵⁴⁵Olah, G.A.; Nojima, M.; Kerekes, I. *Synthesis* **1973**, 780; Olah, G.A.; Welch, J.T.; Vankar, Y.D.; Nojima, M.; Kerekes, I.; Olah, J.A. *J. Org. Chem.* **1979**, 44, 3872. For other halofluorination methods, see Rozen, S.; Brand, M. *J. Org. Chem.* **1985**, 50, 3342; **1986**, 51, 222; Alverne, G.; Laurent, A.; Haufe, G. *Synthesis* **1987**, 562; Camps, F.; Chamorro, E.; Gasol, V.; Guerrero, A. *J. Org. Chem.* **1989**, 54, 4294; Ichihara, J.; Funabiki, K.; Hanafusa, T. *Tetrahedron Lett.* **1990**, 31, 3167.

¹⁵⁴⁶Barluenga, J.; González, J.M.; Campos, P.J.; Asensio, G. *Angew. Chem. Int. Ed.* **1985**, 24, 319.

¹⁵⁴⁷Barluenga, J.; Rodríguez, M.A.; González, J.M.; Campos, P.J.; Asensio, G. *Tetrahedron Lett.* **1986**, 27, 3303.

¹⁵⁴⁸Kobayashi, S.; Sawaguchi, M.; Ayuba, S.; Fukuhara, T.; Hara, S. *Synlett* **2001**, 1938.

¹⁵⁴⁹Sinn, H.; Hopperditzel, S.; Sauermann, D. *Monatsh. Chem.* **1965**, 96, 1036.

¹⁵⁵⁰Hondrogiannis, G.; Lee, L.C.; Kabalka, G.W.; Pagni, R.M. *Tetrahedron Lett.* **1989**, 30, 2069.

¹⁵⁵¹Dabdoub, M.J.; Dabdoub, V.B.; Baroni, A.C.M. *J. Am. Chem. Soc.* **2001**, 123, 9694.

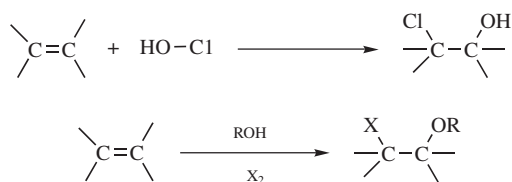
NaBO₃ and NaBr adds two bromine atoms across a triple bond.¹⁵⁵² With allenes it is easy to stop the reaction after only 1 equivalent has added, to give X-C-CX=C.¹⁵⁵³ Addition of halogen to ketenes gives α-halo acyl halides, but the yields are not good.

OS **I**, 205, 521; **II**, 171, 177, 270, 408; **III**, 105, 123, 127, 209, 350, 526, 531, 731, 785; **IV**, 130, 195, 748, 851, 969; **V**, 136, 370, 403, 467; **VI**, 210, 422, 675, 862, 954; **IX**, 117; **76**, 159.

15-40 Addition of Hypohalous Acids and Hypohalites (Addition of Halogen, Oxygen)

Hydroxy-chloro-addition, and so on.¹⁵⁵⁴

Alkoxy-chloro-addition, and so on.



Hypohalous acids (HOCl, HOBr, and HOI) can be added to alkenes¹⁵⁵⁵ to produce halohydrins.¹⁵⁵⁶ Both HOBr and HOCl are often generated *in situ* by the reaction between water and Br₂ or Cl₂, respectively. HOI, generated from I₂ and H₂O, also adds to double bonds, if the reaction is carried out in tetramethylene sulfone-CHCl₃¹⁵⁵⁷ or if an oxidizing agent, such as HIO₃ is present.¹⁵⁵⁸ Iodine and cerium sulfate in aqueous acetonitrile generates iodohydrins,¹⁵⁵⁹ as does iodine and ammonium acetate in acetic acid,¹⁵⁶⁰ or NaIO₄ with sodium bisulfite.¹⁵⁶¹ The HOBr can also be conveniently added by the use of a reagent consisting of an *N*-bromo amide

¹⁵⁵²Kabalka, G.W.; Yang, K. *Synth. Commun.* **1998**, 28, 3807; Kabalka, G.W.; Yang, K.; Reddy, N.K.; Narayana, A. *Synth. Commun.* **1998**, 28, 925.

¹⁵⁵³For a review of additions of halogens to allenes, see Jacobs, T.L., in Landor, S.R. *The Chemistry of Allenes*, Vol. 2, Academic Press, NY, **1982**, pp. 466–483.

¹⁵⁵⁴Addends are listed in order of priority in the Cahn-Ingold-Prelog system (p. 155).

¹⁵⁵⁵For a list of reagents used to accomplish these additions, with references, see Larock, R.C. *Comprehensive Organic Transformations*, 2nd ed., Wiley-VCH, NY, **1999**, pp. 638–642.

¹⁵⁵⁶For a review, see Boguslavskaya, L.S. *Russ. Chem. Rev.* **1972**, 41, 740.

¹⁵⁵⁷Cambie, R.C.; Noall, W.I.; Potter, G.J.; Rutledge, P.S.; Woodgate, P.D. *J. Chem. Soc. Perkin Trans. 1* **1977**, 266.

¹⁵⁵⁸See, for example, Cornforth, J.W.; Green, D.T. *J. Chem. Soc. C* **1970**, 846; Furrow, S.D. *Int. J. Chem. Kinet.* **1982**, 14, 927; Antonioletti, R.; D'Auria, M.; De Mico, A.; Piancatelli, G.; Scettri, A. *Tetrahedron* **1983**, 39, 1765.

¹⁵⁵⁹Horiuchi, C.A.; Ikeda, A.; Kanamori, M.; Hosokawa, H.; Sugiyama, T.; Takahashi, T.T. *J. Chem. Res. (S)* **1997**, 60.

¹⁵⁶⁰Myint, Y.Y.; Pasha, M.A. *Synth. Commun.* **2004**, 34, 4477.

¹⁵⁶¹Masuda, H.; Takase, K.; Nishio, M.; Hasegawa, A.; Nishiyama, Y.; Ishii, Y. *J. Org. Chem.* **1994**, 59, 5550.

(e.g., NBS or *N*-bromoacetamide) and a small amount of water in a solvent, such as DMSO or dioxane.¹⁵⁶² *N*-Iodosuccinimide (NIS) in aqueous dimethoxyethane leads to the iodohydrin.¹⁵⁶³ An especially powerful reagent for HOCl addition is *tert*-butyl hydroperoxide (or di-*tert*-butyl peroxide) along with TiCl₄. This reaction is generally complete within 15 min at -78°C .¹⁵⁶⁴ Chlorohydrins can be conveniently prepared by treatment of the alkene with Chloramine T (TsNCl⁻ Na⁺)¹⁵⁶⁵ in acetone–water.¹⁵⁶⁶ The compound HOI can be added by treatment of alkenes with periodic acid and NaHSO₃.¹⁵⁶⁷ The reaction of an alkene with polymeric (SnO)_{*n*}, and then HCl with Me₃SiOOSiMe₃ leads to the chlorohydrin.¹⁵⁶⁸ Hypervalent iodine compounds react with an alkene and iodine in aqueous media to give the iodohydrin.¹⁵⁶⁹

The compound HOF has also been added, but this reagent is difficult to prepare in a pure state and *explosions have occurred*.¹⁵⁷⁰

The mechanism of HOX addition is electrophilic, with initial attack by the positive halogen end of the HOX dipole. Following Markovnikov's rule, the positive halogen goes to the side of the double bond that has more hydrogens (forming a more stable carbocation). This carbocation (or bromonium or iodonium ion in the absence of an aqueous solvent) reacts with ⁻OH or H₂O to give the product. If the substrate is treated with Br₂ or Cl₂ (or another source of positive halogen such as NBS) in an alcohol or a carboxylic acid solvent, it is possible to obtain,

directly $\text{X}-\underset{\text{|}}{\overset{\text{|}}{\text{C}}}-\underset{\text{|}}{\overset{\text{|}}{\text{C}}}-\text{OR}$ or $\text{X}-\underset{\text{|}}{\overset{\text{|}}{\text{C}}}-\underset{\text{|}}{\overset{\text{|}}{\text{C}}}-\text{OCOR}$, respectively (see also, **15-48**).¹⁵⁷¹

Even the weak nucleophile CF₃SO₂O⁻ can participate in the second step: The addition of Cl₂ or Br₂ to alkenes in the presence of this ion resulted in the formation of some β-haloalkyl triflates.¹⁵⁷² There is evidence that the mechanism with Cl₂ and H₂O is different from that with HOCl.¹⁵⁷³ HOCl and HOBr can be added to triple bonds to give dihalo carbonyl compounds –CX₂–CO–.

¹⁵⁶²For examples, see Dalton, D.R.; Hendrickson, J.B.; Jones, D. *Chem. Commun.* **1966**, 591; Dalton, D.R.; Dutta, V.P. *J. Chem. Soc. B* **1971**, 85; Sisti, A.J. *J. Org. Chem.* **1970**, 35, 2670.

¹⁵⁶³Smetana, M.; Gouverneur, V.; Mioskowski, C. *Tetrahedron Lett.* **2000**, 41, 193.

¹⁵⁶⁴Klunder, J.M.; Caron M.; Uchiyama, M.; Sharpless, K.B. *J. Org. Chem.* **1985**, 50, 912.

¹⁵⁶⁵For reviews of this reagent, see Bremner, D.H., in Pizey, J.S. *Synthetic Reagents*, Vol. 6, Wiley, NY, **1985**, pp. 9–59; Campbell, M.M.; Johnson, G. *Chem. Rev.* **1978**, 78, 65.

¹⁵⁶⁶Damin, B.; Garapon, J.; Sillion, B. *Synthesis* **1981**, 362.

¹⁵⁶⁷Ohta, M.; Sakata, Y.; Takeuchi, T.; Ishii, Y. *Chem. Lett.* **1990**, 733.

¹⁵⁶⁸Sakurada, I.; Yamasaki, S.; Göttlich, R.; Iida, T.; Kanai, M.; Shibasaki, M. *J. Am. Chem. Soc.* **2000**, 122, 1245.

¹⁵⁶⁹DeCorso, A.R.; Panunzi, B.; Tingoli, M. *Tetrahedron Lett.* **2001**, 42, 7245.

¹⁵⁷⁰Migliorese, K.G.; Appelman, E.H.; Tsangaris, M.N. *J. Org. Chem.* **1979**, 44, 1711.

¹⁵⁷¹For a list of reagents that accomplish alkoxy-halo-addition, with references, see Larock, R.C. *Comprehensive Organic Transformations*, 2nd ed., Wiley-VCH, NY, **1999**, pp. 642–643.

¹⁵⁷²Zefirov, N.S.; Koz'min, A.S.; Sorokin, V.D.; Zhdankin, V.V. *J. Org. Chem. USSR* **1982**, 18, 1546. For reviews of this and related reactions, see Zefirov, N.S.; Koz'min, A.S. *Acc. Chem. Res.* **1985**, 18, 154; *Sov. Sci. Rev. Sect. B* **1985**, 7, 297.

¹⁵⁷³Buss, E.; Rockstuhl, A.; Schnurpfeil, D. *J. Prakt. Chem.* **1982**, 324, 197.

Alcohols and halogens react with alkenes to form halo ethers. When a homoallylic alcohol is treated with bromine, cyclization occurs to give a 3-bromotetrahydrofuran derivative.¹⁵⁷⁴ *tert*-Butyl hypochlorite (Me₃COCl), hypobromite, and hypoiodite¹⁵⁷⁵ add to double bonds to give halogenated *tert*-butyl ethers, X-C-C-OCMe₃. This is a convenient method for the preparation of tertiary ethers. Iodine and ethanol convert some alkenes to iodo-ethers.¹⁵⁷⁶ Iodine, alcohol and a Ce(OTf)₂ catalyst also generates the iodo-ether.¹⁵⁷⁷ When Me₃COCl or Me₃COBr is added to alkenes in the presence of excess ROH, the ether produced

is $\begin{array}{c} | \quad | \\ \text{X}-\text{C}-\text{C}-\text{OR} \\ | \quad | \end{array}$.¹⁵⁷⁸ Vinylic ethers give β -halo acetals.¹⁵⁷⁹ A mixture of Cl₂ and

SO₃ at -78°C converts alkenes to 2-chloro chlorosulfates ClCH₂CHROSO₂Cl, which are stable compounds.¹⁵⁸⁰ Chlorine acetate [solutions of which are prepared by treating Cl₂ with Hg(OAc)₂ in an appropriate solvent] adds to alkenes to give acetoxy chlorides.¹⁵⁸¹ Acetoxy fluorides have been obtained by treatment of alkenes with CH₃COOF.¹⁵⁸²

For a method of iodoacetyl addition, see **15-48**.

An oxidative variation of this reaction treats a vinyl chloride with NaOCl and acetic acid, generating an α -chloro ketone.¹⁵⁸³

OS I, 158; IV, 130, 157; VI, 184, 361, 560; VII, 164; VIII, 5, 9.

15-41 Halolactonization and Halolactamization

Halo-alkoxylation

Halo esters can be formed by addition of halogen atoms and ester groups to an alkene. Alkene carboxylic acids give a tandem reaction of formation of a halonium ion followed by intramolecular displacement of the carboxylic group to give a halo lactone. This tandem addition of X and OCOR is called

¹⁵⁷⁴Chirskaia, M.V.; Vasil'ev, A.A.; Sergovskaya, N.L.; Shovshinev, S.V.; Sviridov, S.I. *Tetrahedron Lett.* **2004**, *45*, 8811.

¹⁵⁷⁵Glover, S.A.; Goosen, A. *Tetrahedron Lett.* **1980**, *21*, 2005.

¹⁵⁷⁶Sanseverino, A.M.; de Mattos, M.C.S. *Synthesis* **1998**, 1584. See Horiuchi, C.A.; Hosokawa, H.; Kanamori, M.; Muramatsu, Y.; Ochiai, K.; Takahashi, E. *Chem. Lett.* **1995**, 13 for an example using I₂/MeOH/ceric ammonium nitrate.

¹⁵⁷⁷Iranpoor, N.; Shekarriz, M. *Tetrahedron* **2000**, *56*, 5209.

¹⁵⁷⁸Bresson, A.; Dauphin, G.; Geneste, J.; Kergomard, A.; Lacourt, A. *Bull. Soc. Chim. Fr.* **1970**, 2432; **1971**, 1080.

¹⁵⁷⁹Weissermel, K.; Lederer, M. *Chem. Ber.* **1963**, *96*, 77.

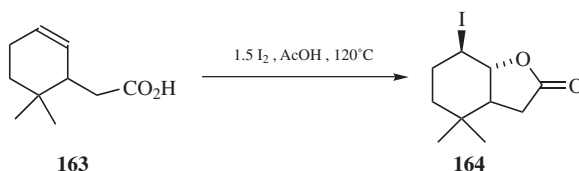
¹⁵⁸⁰Zefirov, N.S.; Koz'min, A.S.; Sorokin, V.D. *J. Org. Chem.* **1984**, *49*, 4086.

¹⁵⁸¹de la Mare, P.B.D.; O'Connor, C.J.; Wilson, M.A. *J. Chem. Soc. Perkin Trans. 2*, **1975**, 1150. For the addition of bromine acetate, see Wilson, M.A.; Woodgate, P.D. *J. Chem. Soc. Perkin Trans. 2*, **1976**, 141. For a list of reagents that accomplish acyloxy-halo-addition, with references, see Larock, R.C. *Comprehensive Organic Transformations*, 2nd ed., Wiley-VCH, NY, **1999**, pp. 643-644.

¹⁵⁸²Rozen, S.; Lerman, O.; Kol, M.; Hebel, D. *J. Org. Chem.* **1985**, *50*, 4753.

¹⁵⁸³Van Brunt, M.P.; Ambenge, R.O.; Weinreb, S.M. *J. Org. Chem.* **2003**, *68*, 3323.

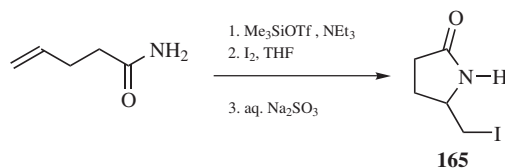
halolactonization.¹⁵⁸⁴



The most common version of this reaction is known as *iodolactonization*,¹⁵⁸⁵ and a typical example is the conversion of **163** to **164**.¹⁵⁸⁶ Bromo lactones and, to a lesser extent, chloro lactones have also been prepared. In general, addition of the halogen to an alkenyl acid, as shown, leads to the halo-lactone. Other reagents include I^+ (collidine) $_2\text{PF}_6^-$,¹⁵⁸⁷ KI/sodium persulfate.¹⁵⁸⁸ Thallium reagents, along with the halogen, have also been used.¹⁵⁸⁹ When done in the presence of a chiral titanium reagent, I_2 , and CuO, lactones are formed with good enantioselectivity.¹⁵⁹⁰ ICl has been used, with formation of a quaternary center at the oxygen-bearing carbon of the lactone.¹⁵⁹¹

In the case of γ,δ -unsaturated acids, 5-membered rings (γ -lactones) are predominantly formed (as shown above; note that Markovnikov's rule is followed), but 6-membered and even 4-membered lactones have also been made by this procedure. There is a gem-dimethyl effect that favors formation of 7–11-membered ring lactones by this procedure.¹⁵⁹²

Formation of halo-lactams (**15-43**) by a similar procedure is difficult, but the problems have been overcome. Formation of a triflate followed by treatment with iodine leads to the iodo-lactam, **165**.¹⁵⁹³



¹⁵⁸⁴For reviews, see Cardillo, G.; Orena, M. *Tetrahedron* **1990**, *46*, 3321; Dowle, M.D.; Davies, D.I. *Chem. Soc. Rev.* **1979**, *8*, 171. For a list of reagents that accomplish this, with references, see Larock, R.C. *Comprehensive Organic Transformations*, 2nd ed., Wiley-VCH, NY, **1999**, pp. 1870–1876. For a review with respect to the stereochemistry of the reaction, see Bartlett, P.A., in Morrison, J.D. *Organic Synthesis*, Vol. 3, Wiley, NY, **1984**, pp. 411–454, 416–425.

¹⁵⁸⁵Klein, J. *J. Am. Chem. Soc.* **1959**, *81*, 3611; van Tamelen, E.E.; Shamma, M. *J. Am. Chem. Soc.* **1954**, *76*, 2315; House, H.O.; Carlson, R.G.; Babad, H. *J. Org. Chem.* **1963**, *28*, 3359; Corey, E.J.; Albonico, S.M.; Koelliker, V.; Schaaf, T.K.; Varma, R.K. *J. Am. Chem. Soc.* **1971**, *93*, 1491.

¹⁵⁸⁶Yaguchi, Y.; Akiba, M.; Harada, M.; Kato, T. *Heterocycles* **1996**, *43*, 601.

¹⁵⁸⁷Homsi, F.; Rousseau, G. *J. Org. Chem.* **1998**, *63*, 5255; Simonet, B.; Rousseau, G. *J. Org. Chem.* **1993**, *58*, 4.

¹⁵⁸⁸Royer, A.C.; Mebane, R.C.; Swafford, A.M. *Synlett* **1993**, 899.

¹⁵⁸⁹See Cambie, R.C.; Rutledge, P.S.; Somerville, R.F.; Woodgate, P.D. *Synthesis* **1988**, 1009, and references cited therein.

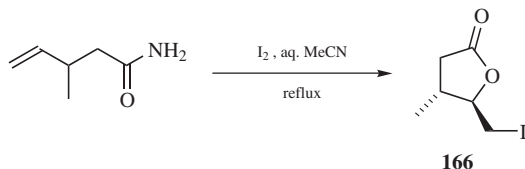
¹⁵⁹⁰Inoue, T.; Kitagawa, O.; Kurumizawa, S.; Ochiai, O.; Taguchi, T. *Tetrahedron Lett.* **1995**, *36*, 1479.

¹⁵⁹¹Haas, J.; Piguel, S.; Wirth, T. *Org. Lett.* **2002**, *4*, 297.

¹⁵⁹²Simonot, B.; Rousseau, G. *Tetrahedron Lett.* **1993**, *34*, 4527.

¹⁵⁹³Knapp, S.; Rodriques, K.E. *Tetrahedron Lett.* **1985**, *26*, 1803.

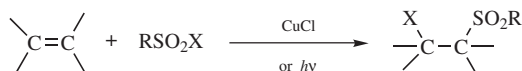
A related cyclization of *N*-sulfonyl-amino-alkenes and NBS gave the bromo-lactam,¹⁵⁹⁴ and a dichloro-*N,N*-bis(allylamide) was converted to a dichloro-lactam with FeCl₂.¹⁵⁹⁵ It is noted that lactone formation is possible from unsaturated amides. The reaction of 3-methyl *N,N*-dimethylpent-4-ene amide with iodine in aqueous acetonitrile, for example, gave iodolactone **166**.¹⁵⁹⁶



OS IX, 516.

15-42 Addition of Sulfur Compounds (Addition of Halogen, Sulfur)

Alkylsulfonyl-chloro-addition, and so on.¹⁵⁹⁷



Sulfonyl halides add to double bonds, to give β -halo sulfones, in the presence of free-radical initiators or UV light. A particularly good catalyst is cuprous chloride.¹⁵⁹⁸ A combination of the anion ArSO₂Na, NaI, and ceric ammonium nitrate converts alkenes to vinyl sulfones.¹⁵⁹⁹ Triple bonds behave similarly, to give β -halo- α,β -unsaturated sulfones.¹⁶⁰⁰ In a similar reaction, sulfonyl chlorides, RSO₂Cl, give β -halo thioethers.¹⁶⁰¹ The latter may be free-radical or electrophilic additions, depending on conditions. The addition of MeS and Cl has also been accomplished by treating the alkene with Me₃SiCl and Me₂SO.¹⁶⁰² The use of Me₃SiBr and Me₂SO does not give this result; dibromides (**15-39**) are formed instead. β -Iodo

¹⁵⁹⁴Tamaru, Y.; Kawamura, S.; Tanaka, K.; Yoshida, Z. *Tetrahedron Lett.* **1984**, 25, 1063.

¹⁵⁹⁵Tseng, C.K.; Teach, E.G.; Simons, R.W. *Synth. Commun.* **1984**, 14, 1027.

¹⁵⁹⁶Ha, H.-J.; Lee, S.-Y.; Park, Y.-S. *Synth. Commun.* **2000**, 30, 3645.

¹⁵⁹⁷When a general group (e.g., halo) is used, its priority is that of the lowest member of its group (see Ref. 1555). Thus the general name for this transformation is halo-alkylsulfonyl-addition because "halo" has the same priority as "fluoro," its lowest member.

¹⁵⁹⁸Asscher, M.; Vofsi, D. *J. Chem. Soc.* **1964**, 4962; Truce, W.E.; Goralski, C.T.; Christensen, L.W.; Bavry, R.H. *J. Org. Chem.* **1970**, 35, 4217; Sinnreich, J.; Asscher, M. *J. Chem. Soc. Perkin Trans. 1*, **1972**, 1543.

¹⁵⁹⁹Nair, V.; Augustine, A.; George, T.G.; Nair, L.G. *Tetrahedron Lett.* **2001**, 42, 6763.

¹⁶⁰⁰Truce, W.E.; Wolf, G.C. *J. Org. Chem.* **1971**, 36, 1727; Amiel, Y. *J. Org. Chem.* **1974**, 39, 3867; Zakharkin, L.I.; Zhigareva, G.G. *J. Org. Chem. USSR* **1973**, 9, 918; Okuyama, T.; Izawa, K.; Fueno, T. *J. Org. Chem.* **1974**, 39, 351.

¹⁶⁰¹For reviews, see Rasteikiene, L.; Greiciute, D.; Lin'kova, M.G.; Knunyants, I.L. *Russ. Chem. Rev.* **1977**, 46, 548; Kühle, E. *Synthesis* **1971**, 563.

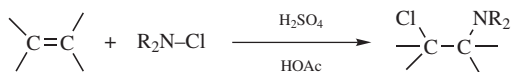
¹⁶⁰²Bellesia, F.; Ghelfi, F.; Pagnoni, U.M.; Pinetti, A. *J. Chem. Res. (S)* **1987**, 238. See also, Liu, H.; Nyangulu, J.M. *Tetrahedron Lett.* **1988**, 29, 5467.

thiocyanates can be prepared from alkenes by treatment with I_2 and isothiocyanatotributylstannane Bu_3SnNCS .¹⁶⁰³ Bromothiocyation can be accomplished with Br_2 and thallium(I) thiocyanate.¹⁶⁰⁴ Lead (II) thiocyanate reacts with terminal alkynes in the presence of $PhICl_2$ to give the bis(thiocyanato) alkene, $ArC(SCN)-CHSCN$.¹⁶⁰⁵ Such compounds were also prepared from alkenes using $KSCN$ and $FeCl_3$.¹⁶⁰⁶ β -Halo disulfides, formed by addition of arenethiosulfonyl chlorides to double-bond compounds, are easily converted to thiiranes by treatment with sodium amide or sodium sulfide.¹⁶⁰⁷

OS VIII, 212. See also OS VII, 251.

15-43 Addition of Halogen and an Amino Group (Addition of Halogen, Nitrogen)

Dialkylamino-chloro-addition



The groups R_2N and Cl can be added directly to alkenes, allenes, conjugated dienes, and alkynes, by treatment with dialkyl-*N*-chloroamines and acids.¹⁶⁰⁸ The reaction of $TsNCl_2$ and a $ZnCl_2$ catalyst gave the chloro tosylamine.¹⁶⁰⁹ These are free-radical additions, with initial attack by the $R_2NH^{\bullet+}$ radical ion.¹⁶¹⁰ *N*-Halo amides $RCONHX$ add $RCONH$ and X to double bonds under the influence of uv light or chromous chloride.¹⁶¹¹ Amines add to allenes in the presence of a palladium catalyst.¹⁶¹² A mixture of *N*-(2-nosyl) NCl_2 and sodium *N*-(2-nosyl) NH^- with a $CuOTf$ catalyst reacted with conjugated esters to give the *vicinal* (*E*)-3-chloro-2-amino ester.¹⁶¹³ A variation of this latter reaction was done in an ionic liquid.¹⁶¹⁴

¹⁶⁰³Woodgate, P.D.; Janssen, S.J.; Rutledge, P.S.; Woodgate, S.D.; Cambie, R.C. *Synthesis* **1984**, 1017, and references cited therein. See also, Watanabe, N.; Uemura, S.; Okano, M. *Bull. Chem. Soc. Jpn.* **1983**, *56*, 2458.

¹⁶⁰⁴Cambie, R.C.; Larsen, D.S.; Rutledge, P.S.; Woodgate, P.D. *J. Chem. Soc. Perkin Trans. 1*, **1981**, 58.

¹⁶⁰⁵Prakash, O.; Sharma, V.; Batra, H.; Moriarty, R.M. *Tetrahedron Lett.* **2001**, *42*, 553.

¹⁶⁰⁶Yadav, J.S.; Reddy, B.V.S.; Gupta, M.K. *Synthesis* **2004**, 1983.

¹⁶⁰⁷Fujisawa, T.; Kobori, T. *Chem. Lett.* **1972**, 935. For another method of alkene-thiirane conversion, see Capozzi, F.; Capozzi, G.; Menichetti, S. *Tetrahedron Lett.* **1988**, *29*, 4177.

¹⁶⁰⁸For reviews see Mirskova, A.N.; Drozdova, T.I.; Levkovskaya, G.G.; Voronkov, M.G. *Russ. Chem. Rev.* **1989**, *58*, 250; Neale, R.S. *Synthesis* **1971**, 1; Sosnovsky, G.; Rawlinson, D.J. *Adv. Free-Radical Chem.* **1972**, *4*, 203, see pp. 238–249.

¹⁶⁰⁹Li, G.; Wei, H.-X.; Kim, S.H.; Neighbors, M. *Org. Lett.* **1999**, *1*, 395; Wei, H.-X.; Ki, S.H.; Li, G. *Tetrahedron* **2001**, *57*, 3869.

¹⁶¹⁰For a review of these species, see Chow, Y.L.; Danen, W.C.; Nelson, S.F.; Rosenblatt, D.H. *Chem. Rev.* **1978**, *78*, 243.

¹⁶¹¹Tuailon, J.; Couture, Y.; Lessard, J. *Can. J. Chem.* **1987**, *65*, 2194, and other papers in this series. For a review, see Labeish, N.N.; Petrov, A.A. *Russ. Chem. Rev.* **1989**, *58*, 1048.

¹⁶¹²Besson, L.; Goré, J.; Cazes, B. *Tetrahedron Lett.* **1995**, *36*, 3857.

¹⁶¹³Li, G.; Wei, H.-X.; Kim, S.H. *Org. Lett.* **2000**, *2*, 2249; Li, G.; Wei, H.-X.; Kim, S.H. *Tetrahedron* **2001**, *57*, 8407.

¹⁶¹⁴In $bmic\ BF_4$, 1-butyl-3-methylimidazolium tetrafluoroborate: Xu, X.; Kotti, S.R.S.S.; Liu, J.; Cannon, J.F.; Headley, A.D.; Li, G. *Org. Lett.* **2004**, *6*, 4881.

15-44 Addition of NOX and NO₂X (Addition of Halogen, Nitrogen)

Nitroso-chloro-addition



There are three possible products when NOCl is added to alkenes, a β-halo nitroso compound, an oxime, or a β-halo nitro compound.¹⁶¹⁵ The initial product is always the β-halo nitroso compound,¹⁶¹⁶ but these are stable only if the carbon bearing the nitrogen has no hydrogen. If it has, the nitroso compound tautomerizes to the oxime, $\text{H}-\text{C}-\text{N}=\text{O} \rightarrow \text{C}=\text{N}-\text{OH}$. With some alkenes, the initial β-halo nitroso compound is oxidized by the NOCl to a β-halo nitro compound.¹⁶¹⁷ Many functional groups can be present without interference (e.g., COOH, COOR, CN, OR). The mechanism in most cases is probably simple electrophilic addition, and the addition is usually anti, although syn addition has been reported in some cases.¹⁶¹⁸ Markovnikov's rule is followed, the positive NO going to the carbon that has more hydrogens.

Nitryl chloride NO₂Cl also adds to alkenes, to give β-halo nitro compounds, but this is a free-radical process. The NO₂ goes to the less-substituted carbon.¹⁶¹⁹ Nitryl chloride also adds to triple bonds to give the expected 1-nitro-2-chloro alkenes.¹⁶²⁰ The compound FNO₂ can be added to alkenes¹⁶²¹ by treatment with HF in HNO₃¹⁶²² or by addition of the alkene to a solution of nitronium tetrafluoroborate (NO₂⁺ BF₄⁻) (see 11-2) in 70% polyhydrogen fluoride-pyridine solution¹⁶²³ (see also 15-37).

OS IV, 711; V, 266, 863.

15-45 Addition of XN₃ (Addition of Halogen, Nitrogen)

Azido-iodo-addition



¹⁶¹⁵For a review, see Kadzyauskas, P.P.; Zefirov, N.S. *Russ. Chem. Rev.* **1968**, 37, 543.

¹⁶¹⁶For a review of preparations of C-nitroso compounds, see Gowenlock, B.G.; Richter-Addo, G.B. *Chem. Rev.* **2004**, 104, 3315.

¹⁶¹⁷For a review of the preparation of halo nitro compounds, see Shvekhgeimer, G.A.; Smirnyagin, V.A.; Sadykov, R.A.; Novikov, S.S. *Russ. Chem. Rev.* **1968**, 37, 351.

¹⁶¹⁸For example, see Meinwald, J.; Meinwald, Y.C.; Baker III, T.N. *J. Am. Chem. Soc.* **1964**, 86, 4074.

¹⁶¹⁹Shechter, H. *Rec. Chem. Prog.* **1964**, 25, 55-76.

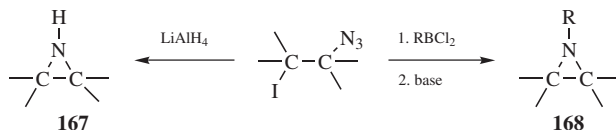
¹⁶²⁰Schlubach, H.H.; Braun, A. *Liebigs Ann. Chem.* **1959**, 627, 28.

¹⁶²¹For a review, see Sharts, C.M.; Sheppard, W.A. *Org. React.* **1974**, 21, 125-406, see pp. 236-243.

¹⁶²²Knunyants, I.L.; German, L.S.; Rozhkov, I.N. *Bull. Acad. Sci. USSR Div. Chem. Sci.* **1963**, 1794.

¹⁶²³Olah, G.A.; Nojima, M. *Synthesis* **1973**, 785.

The addition of iodine azide to double bonds gives β -iodo azides.¹⁶²⁴ The reagent can be prepared *in situ* from KI–NaN₃ in the presence of Oxone[®]-wet alumina.¹⁶²⁵ The addition is stereospecific and anti, suggesting that the mechanism involves a cyclic iodonium ion intermediate.¹⁶²⁶ The reaction has been performed on many double-bond compounds, including allenes¹⁶²⁷ and α,β -unsaturated ketones. Similar reactions can be performed with BrN₃¹⁶²⁸ and ClN₃. 1,4-Addition has been found with acyclic conjugated dienes.¹⁶²⁹ In the case of BrN₃, both electrophilic and free-radical mechanisms are important,¹⁶³⁰ while with ClN₃ the additions are chiefly free radical.¹⁶³¹ The compound IN₃ also adds to triple bonds to give β -iodo- α,β -unsaturated azides.¹⁶³²



β -Iodo azides can be reduced to aziridines (**167**) with LiAlH₄¹⁶³³ or converted to *N*-alkyl- or *N*-arylaziridines (**168**) by treatment with an alkyl- or aryldichloroborane followed by a base.¹⁶³⁴ In both cases, the azide is first reduced to the corresponding amine (primary or secondary, respectively) and ring closure (**10-31**) follows. With Chloramine T (TsNCl⁻ Na⁺) and 10% of pyridinium bromide perbromide, however, the reaction with alkenes give an *N*-tosyl aziridine directly.¹⁶³⁵

OS VI, 893.

15-46 Addition of Alkyl Halides (Addition of Halogen, Carbon)

Alkyl-halo-addition¹⁰⁶²



¹⁶²⁴For reviews, see Dehnicke, K. *Angew. Chem. Int. Ed.* **1979**, *18*, 507; Hassner, A. *Acc. Chem. Res.* **1971**, *4*, 9; Biffin, M.E.C.; Miller, J.; Paul, D.B., in Patai, S. *The Chemistry of the Azido Group*, Wiley, NY, **1971**, pp. 136–147. See Nair, V.; George, T.G.; Sheeba, V.; Augustine, A.; Balagopal, L.; Nair, L.G. *Synlett* **2000**, 1597.

¹⁶²⁵Curini, M.; Epifano, F.; Marcotullio, M.C.; Rosati, O. *Tetrahedron Lett.* **2002**, *43*, 1201.

¹⁶²⁶See, however, Cambie, R.C.; Hayward, R.C.; Rutledge, P.S.; Smith-Palmer, T.; Swedlund, B.E.; Woodgate, P.D. *J. Chem. Soc. Perkin Trans. 1*, **1979**, 180.

¹⁶²⁷Hassner, A.; Keogh, J. *J. Org. Chem.* **1986**, *51*, 2767.

¹⁶²⁸Azido-bromo-addition has also been done with another reagent: Olah, G.A.; Wang, Q.; Li, X.; Prakash, G.K.S. *Synlett* **1990**, 487.

¹⁶²⁹Hassner, A.; Keogh, J. *Tetrahedron Lett.* **1975**, 1575.

¹⁶³⁰Hassner, A.; Teeter, J.S. *J. Org. Chem.* **1971**, *36*, 2176.

¹⁶³¹Even IN₃ can be induced to add by a free-radical mechanism [see, e.g., Cambie, R.C.; Jurlina, J.L.; Rutledge, P.S.; Swedlund, B.E.; Woodgate, P.D. *J. Chem. Soc. Perkin Trans. 1*, **1982**, 327]. For a review of free-radical additions of XN₃, see Hassner, A. *Intra-Sci. Chem. Rep.* **1970**, *4*, 109.

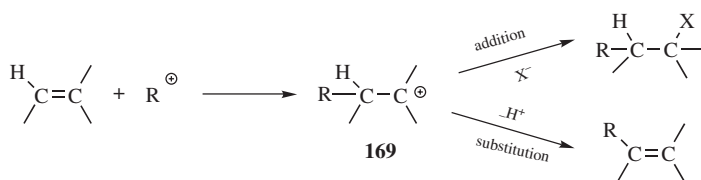
¹⁶³²Hassner, A.; Isbister, R.J.; Friederang, A. *Tetrahedron Lett.* **1969**, 2939.

¹⁶³³Hassner, A.; Matthews, G.J.; Fowler, F.W. *J. Am. Chem. Soc.* **1969**, *91*, 5046.

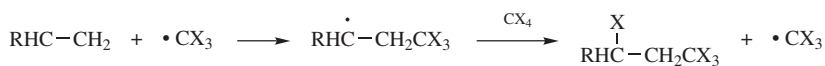
¹⁶³⁴Levy, A.B.; Brown, H.C. *J. Am. Chem. Soc.* **1973**, *95*, 4067.

¹⁶³⁵Ali, S.I.; Nikalje, M.D.; Sudalai, A. *Org. Lett.* **1999**, *1*, 705.

Alkyl halides can be added to alkenes in the presence of a Friedel-Crafts catalyst, most often AlCl_3 .¹⁶³⁶ The yields are best for tertiary R. Secondary R can also be used, but primary R give rearrangement products (as with **11-11**). Methyl and ethyl halides, which cannot rearrange to a more stable secondary or tertiary carbocation, give no reaction at all. The attacking species is the carbocation formed from the alkyl halide and the catalyst (see **11-11**).¹⁶³⁷ The addition therefore follows Markovnikov's rule, with the cation going to the carbon with more hydrogens. Substitution is a side reaction, arising from loss of hydrogen from the carbocation formed when an additional molecule of alkene attacks the initially formed carbocation (**169**). Conjugated dienes can add 1,4.¹⁶³⁸ Triple bonds also undergo the reaction, to give vinylic halides.¹⁶³⁹



Simple polyhalo alkanes, such as CCl_4 , BrCCl_3 , ICF_3 and related molecules, add to alkenes in good yield.¹⁶⁴⁰ These are free-radical additions and require initiation, for example,¹⁶⁴¹ by peroxides, metal halides (e.g., FeCl_2 , CuCl),¹⁶⁴² ruthenium catalysts,¹⁶⁴³ or UV light. The initial attack is by the carbon, and it goes to the carbon with more hydrogens, as in most free-radical attack:



¹⁶³⁶For a review, see Schmerling, L., in Olah, G.A. *Friedel-Crafts and Related Reactions*, Vol. 2, Wiley, NY, **1964**, pp. 1133-1174. See also, Mayr, H.; Schade, C.; Rubow, M.; Schneider, R. *Angew. Chem. Int. Ed.* **1987**, *26*, 1029.

¹⁶³⁷For a discussion of the mechanism, see Pock, R.; Mayr, H.; Rubow, M.; Wilhelm, E. *J. Am. Chem. Soc.* **1986**, *108*, 7767.

¹⁶³⁸Kolyaskina, Z.N.; Petrov, A.A. *J. Gen. Chem. USSR* **1962**, *32*, 1067.

¹⁶³⁹See, for example, Maroni, R.; Melloni, G.; Modena, G. *J. Chem. Soc. Perkin Trans. 1*, **1973**, 2491; **1974**, 353.

¹⁶⁴⁰For reviews, see Freidlina, R.Kh.; Velichko, F.K. *Synthesis* **1977**, 145; Freidlina, R.Kh.; Chukovskaya, E.C. *Synthesis* **1974**, 477.

¹⁶⁴¹For other initiators, see Matsumoto, H.; Nakano, T.; Takasu, K.; Nagai, Y. *J. Org. Chem.* **1978**, *43*, 1734; Tsuji, J.; Sato, K.; Nagashima, H. *Tetrahedron* **1985**, *41*, 393; Bland, W.J.; Davis, R.; Durrant, J.L.A. *J. Organomet. Chem.* **1985**, *280*, 397; Phelps, J.C.; Bergbreiter, D.E.; Lee, G.M.; Villani, R.; Weinreb, S.M. *Tetrahedron Lett.* **1989**, *30*, 3915.

¹⁶⁴²For example, see Asscher, M.; Vofsi, D. *J. Chem. Soc.* **1963**, 1887, 3921; *J. Chem. Soc. B* **1968**, 947; Murai, S.; Tsutsumi, S. *J. Org. Chem.* **1966**, *31*, 3000; Martin, P.; Steiner, E.; Streith, J.; Winkler, T.; Bellus, D. *Tetrahedron* **1985**, *41*, 4057. For the addition of CH_2Cl_2 and PhBr, see Mitani, M.; Nakayama, M.; Koyama, K. *Tetrahedron Lett.* **1980**, *21*, 4457.

¹⁶⁴³Simal, F.; Włodarczyk, L.; Demonceau, A.; Noels, A.F. *Eur. J. Org. Chem.* **2001**, 2689.

This type of polyhalo alkane adds to halogenated alkenes in the presence of AlCl_3 by an electrophilic mechanism. This is called the *Prins reaction* (not to be confused with the other Prins reaction, **16-54**).¹⁶⁴⁴

α -Iodolactones add to alkenes in the presence of BEt_3/O_2 to give the addition product.¹⁶⁴⁵ Other α -iodoesters add under similar conditions to give the lactone.¹⁶⁴⁶ Iodoesters also add to alkenes in the presence of BEt_3 to give iodo-esters that have not cyclized.¹⁶⁴⁷

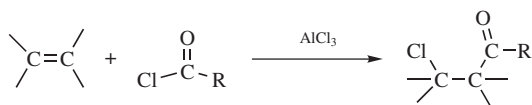
A variant of the free-radical addition method has been used for ring closure (see **15-30**).

For another method of adding R and I to a triple bond (see **15-23**).

OS **II**, 312; **IV**, 727; **V**, 1076; **VI**, 21; **VII**, 290.

15-47 Addition of Acyl Halides (Addition of Halogen, Carbon)

Acyl-halo-addition



Acyl halides have been added to many alkenes, in the presence of Friedel–Crafts catalysts, although polymerization is a problem. The reaction has been applied to straight-chain, branched, and cyclic alkenes, but to very few containing functional groups, other than halogen.¹⁶⁴⁸ The mechanism is similar to that of **15-46**, and, as in that case, substitution competes (**12-16**). Increasing temperature favors substitution,¹⁶⁴⁹ and good yields of addition products can be achieved if the temperature is kept under 0°C . The reaction usually fails with conjugated dienes, since polymerization predominates.¹⁶⁵⁰ Iodo acetates have been formed from alkenes using iodine, $\text{Pb}(\text{OAc})_2$ in acetic acid.¹⁶⁵¹ The reaction can be performed on triple-bond compounds, producing compounds of the form $\text{RCO}-\underset{\substack{| \\ |}}{\text{C}=\text{C}}-\text{Cl}$.¹⁶⁵² A *formyl* group and a halogen can be added to triple bonds by treatment with *N,N*-disubstituted formamides

¹⁶⁴⁴For a review with respect to fluoroalkenes, see Paleta, O. *Fluorine Chem. Rev.* **1977**, 8, 39.

¹⁶⁴⁵Nakamura, T.; Yorimitsu, H.; Shinokubo, H.; Oshima, K. *Synlett* **1998**, 1351.

¹⁶⁴⁶Yorimitsu, H.; Nakamura, T.; Shinokubo, H.; Oshima, K. *J. Org. Chem.* **1998**, 63, 8604.

¹⁶⁴⁷Baciocchi, E.; Muraglia, E. *Tetrahedron Lett.* **1994**, 35, 2763.

¹⁶⁴⁸For reviews, see Groves, J.K. *Chem. Soc. Rev.* **1972**, 1, 73; House, H.O. *Modern Synthetic Reaction*, 2nd ed., W.A. Benjamin, NY, **1972**, pp. 786–797; Nenitzescu, C.D.; Balaban, A.T., in Olah, G.A. *Friedel–Crafts and Related Reactions*, Vol. 3, Wiley, NY, **1964**, pp. 1033–1152.

¹⁶⁴⁹Jones, N.; Taylor, H.T.; Rudd, E. *J. Chem. Soc.* **1961**, 1342.

¹⁶⁵⁰For examples of 1,4-addition at low temperatures, see Melikyan, G.G.; Babayan, E.V.; Atanesyan, K.A.; Badanyan, Sh.O. *J. Org. Chem. USSR* **1984**, 20, 1884.

¹⁶⁵¹Bedekar, A.V.; Nair, K.B.; Soman, R. *Synth. Commun.* **1994**, 24, 2299.

¹⁶⁵²For example, see Nifant'ev, E.Ye.; Grachev, M.A.; Bakinovskii, L.V.; Kara-Murza, C.G.; Kochetkov, N.K. *J. Appl. Chem. USSR* **1963**, 36, 646; Savenkov, N.F.; Khokhlov, P.S.; Nazarova, T.A.; Mochalkin, A.I. *J. Org. Chem. USSR* **1973**, 9, 914; Martens, H.; Janssens, F.; Hoornaert, G. *Tetrahedron* **1975**, 31, 177; Brownstein, S.; Morrison, A.; Tan, L.K. *J. Org. Chem.* **1985**, 50, 2796.

and POCl_3 (Vilsmeier conditions, see **11-18**).¹⁶⁵³ Chloroformates add to allenes in the presence of a rhodium catalyst go give a β -chloro, β,γ -unsaturated ester.¹⁶⁵⁴

OS IV, 186; VI, 883; VIII, 254.

B. Oxygen, Nitrogen, or Sulfur on One or Both Sides

15-48 Hydroxylation (Addition of Oxygen, Oxygen)

Dihydroxy-addition



There are many reagents that add two OH groups to a double bond.¹⁶⁵⁵ The most common are OsO_4 ¹⁶⁵⁶ and alkaline KMnO_4 ,¹⁶⁵⁷ which give syn addition from the less-hindered side of the double bond. Less substituted double bonds are oxidized more rapidly than more substituted alkenes.¹⁶⁵⁸ Permanganate adds to alkenes to form an intermediate manganate ester (**171**), which is decomposed under alkaline conditions. Bases catalyze the decomposition of **171** by coordinating with the ester. Osmium tetroxide adds rather slowly but almost quantitatively to form a cyclic ester, such as **170**, as an intermediate, which can be isolated,¹⁶⁵⁹ but is usually decomposed solution, with sodium sulfite in ethanol or other reagents. The chief drawback to the use of OsO_4 is expensive and highly toxic, but the reaction is made catalytic in OsO_4 by using *N*-methylmorpholine-*N*-oxide (NMO),¹⁶⁶⁰ *tert*-butyl hydroperoxide in alkaline solution,¹⁶⁶¹ H_2O_2 ,¹⁶⁶² peroxyacid,¹⁶⁶³ flavin and

¹⁶⁵³Yen, V.Q. *Ann. Chim. (Paris)* **1962**, [13] 7, 785.

¹⁶⁵⁴Hua, R.; Tanaka, M. *Tetrahedron Lett.* **2004**, 45, 2367.

¹⁶⁵⁵For reviews, see Hudlický, M. *Oxidations in Organic Chemistry*, American Chemical Society, Washington, **1990**, pp. 67–73; Haines, A.H. *Methods for the Oxidation of Organic Compounds*, Academic Press, NY, **1985**, pp. 73–98, 278–294; Sheldon, R.A.; Kochi, J.K. *Metal-Catalyzed Oxidations of Organic Compounds*, Academic Press, NY, **1981**, pp. 162–171, 294–296. For a list of reagents, with references, see Larock, R.C. *Comprehensive Organic Transformations*, 2nd ed., Wiley-VCH, NY, **1999**, pp. 996–1003.

¹⁶⁵⁶For a review, see Schröder, M. *Chem. Rev.* **1980**, 80, 187. OsO_4 was first used for this purpose by Criegee, R. *Liebigs Ann. Chem.* **1936**, 522, 75. Also see, Norrby, P.-O.; Gable, K.P. *J. Chem. Soc. Perkin Trans. 2*, **1996**, 171; Lohray, B.B.; Bhushan, V. *Tetrahedron Lett.* **1992**, 33, 5113.

¹⁶⁵⁷For a review, see Fatiadi, A.J. *Synthesis* **1987**, 85, 86. See Nelson, D.J.; Henley, R.L. *Tetrahedron Lett.* **1995**, 36, 6375 for rate of oxidation of alkenes.

¹⁶⁵⁸Crispino, G.A.; Jeong, K.-S.; Kolb, H.C.; Wang, Z.-M.; Xu, D.; Sharpless, K.B. *J. Org. Chem.* **1993**, 58, 3785.

¹⁶⁵⁹For a molecular-orbital study of the formation of **170**, see Jørgensen, K.A.; Hoffmann, R. *J. Am. Chem. Soc.* **1986**, 108, 1867.

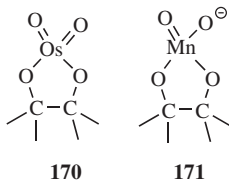
¹⁶⁶⁰VanRheenen, V.; Kelly, R.C.; Cha, D.Y. *Tetrahedron Lett.* **1976**, 1973; Iwasawa, N.; Kato, T.; Narasaka, K. *Chem. Lett.* **1988**, 1721. See also, Ray, R.; Matteson, D.S. *Tetrahedron Lett.* **1980**, 449.

¹⁶⁶¹Akashi, K.; Palermo, R.E.; Sharpless, K.B. *J. Org. Chem.* **1978**, 43, 2063.

¹⁶⁶²For a review, see Rylander, P.N. *Organic Syntheses with Noble Metal Catalysts*, Academic Press, NY, **1973**, pp. 121–133. See Venturello, C.; Gambaro, M. *Synthesis* **1989**, 295; Usui, Y.; Sato, K.; Tanaka, M. *Angew. Chem. Int. Ed.* **2003**, 42, 5623.

¹⁶⁶³Bergstad, K.; Piet, J.J.N.; Bäckvall, J.-E. *J. Org. Chem.* **1999**, 64, 2545.

TEAA,¹⁶⁶⁴ $\text{K}_3\text{Fe}(\text{CN})_6$ ¹⁶⁶⁵ and non-heme iron catalysts.¹⁶⁶⁶ Polymer-bound OsO_4 ,¹⁶⁶⁷ and encapsulated OsO_4 have been shown to give the diol in the presence of NMO,¹⁶⁶⁸ as well as OsO_4^{-2} on an ion exchange resin.¹⁶⁶⁹ Dihydroxylation has also been reported in ionic liquids,¹⁶⁷⁰ and with fluoros osmium tetroxide.¹⁶⁷¹ A catalytic amount of K_2OsO_4 with a Cinchona alkaloid on an ordered inorganic support, in the presence of $\text{K}_3\text{Fe}(\text{CN})_6$, gives the cis-diol.¹⁶⁷² Oxidation of pent-4-en-1-ol to valerolactone was accomplished with Oxone[®] and a catalytic amount of OsO_4 in DMF.¹⁶⁷³



The end-product of the reaction of either potassium permanganate or osmium tetroxide under the conditions described above is a 1,2-diol. Potassium permanganate is a strong oxidizing agent and can oxidize the glycol product¹⁶⁷⁴ (see **19-7** and **19-10**). In acid and neutral solution it always does so; hence glycols must be prepared with alkaline¹⁶⁷⁵ permanganate, but the conditions must be mild. Even so, yields are seldom $>50\%$, although they can be improved with phase-transfer catalysis¹⁶⁷⁶ or increased stirring.¹⁶⁷⁷ The use of ultrasound with permanganate

¹⁶⁶⁴Jonsson, S.Y.; Färnegårdh, K.; Bäckvall, J.-E. *J. Am. Chem. Soc.* **2001**, *123*, 1365.

¹⁶⁶⁵Minato, M.; Yamamoto, K.; Tsuji, J. *J. Org. Chem.* **1990**, *55*, 766; Torii, S.; Liu, P.; Tanaka, H. *Chem. Lett.* **1995**, 319; Soderquist, J.A.; Rane, A.M.; López, C.J. *Tetrahedron Lett.* **1993**, *34*, 1893. See Corey, E.J.; Noe, M.C.; Grogan, M.J. *Tetrahedron Lett.* **1994**, *35*, 6427; Imada, Y.; Saito, T.; Kawakami, T.; Murahashi, S.-I. *Tetrahedron Lett.* **1992**, *33*, 5081 for oxidation using an asymmetric ligand.

¹⁶⁶⁶Chen, K.; Costas, M.; Kim, J.; Tipton, A.K.; Que, Jr., L. *J. Am. Chem. Soc.* **2002**, *124*, 3026.

¹⁶⁶⁷Cainelli, G.; Contento, M.; Manescalchi, F.; Plessi, L. *Synthesis* **1989**, 45; Ley, S.V.; Ramarao, C.; Lee, A.-L.; Østergaard, N.; Smith, S.C.; Shirley, I.M. *Org. Lett.* **2003**, *5*, 185.

¹⁶⁶⁸Nagayama, S.; Endo, M.; Kobayashi, S. *J. Org. Chem.* **1998**, *63*, 6094.

¹⁶⁶⁹Choudary, B.M.; Chowdari, N.S.; Jyothi, K.; Kantam, M.L. *J. Am. Chem. Soc.* **2002**, *124*, 5341.

¹⁶⁷⁰In bmim PF₆, 1-butyl-3-methylimidazolium hexafluorophosphate: Yao, Q. *Org. Lett.* **2002**, *4*, 2197; Closson, A.; Johansson, M.; Bäckvall, J.-E. *Chem. Commun.* **2004**, 1494. In emim BF₄, 1-ethyl-3-methylimidazolium tetrafluoroborate: Yanada, R.; Takemoto, Y. *Tetrahedron Lett.* **2002**, *43*, 6849.

¹⁶⁷¹Huang, Y.; Meng, W.-D.; Qing, F.L. *Tetrahedron Lett.* **2004**, *45*, 1965.

¹⁶⁷²Motorina, I.; Crudden, C.M. *Org. Lett.* **2001**, *3*, 2325.

¹⁶⁷³Schomaker, J.M.; Travis, B.R.; Borhan, B. *Org. Lett.* **2003**, *5*, 3089.

¹⁶⁷⁴Or give more highly oxidized products, such as α -hydroxy ketones without going through the glycols. See, for example, Wolfe, S.; Ingold, C.F.; Lemieux, R.U. *J. Am. Chem. Soc.* **1981**, *103*, 938; Wolfe, S.; Ingold, C.F. *J. Am. Chem. Soc.* **1981**, *103*, 940. Also see, Lohray, B.B.; Bhushan, V.; Kumar, R.K. *J. Org. Chem.* **1994**, *59*, 1375.

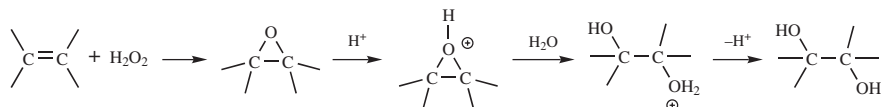
¹⁶⁷⁵The role of the base seems merely to be to inhibit acid-promoted oxidations. The base does not appear to play any part in the mechanism: Taylor, J.E.; Green, R. *Can. J. Chem.* **1985**, *63*, 2777.

¹⁶⁷⁶See, for example, Weber, W.P.; Shepherd, J.P. *Tetrahedron Lett.* **1972**, 4907; Ogino, T.; Mochizuki, K. *Chem. Lett.* **1979**, 443.

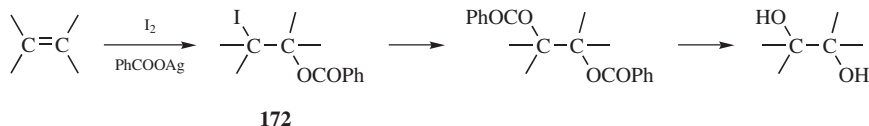
¹⁶⁷⁷Taylor, J.E.; Williams, D.; Edwards, K.; Otonnaa, D.; Samanich, D. *Can. J. Chem.* **1984**, *62*, 11; Taylor, J.E. *Can. J. Chem.* **1984**, *62*, 2641.

dihydroxylation has resulted in good yields of the diol.¹⁶⁷⁸ There is evidence that cyclic esters (**171**) are intermediates for OsO₄ dihydroxylation.¹⁶⁷⁹ This reaction is the basis of the *Baeyer test* for the presence of double bonds. The oxidation is compatible with a number of functional groups, including trichloroacetamides.¹⁶⁸⁰

Anti hydroxylation can be achieved by treatment with H₂O₂ and formic acid. In this case, epoxidation (**15-50**) occurs first, followed by an S_N2 reaction, which results in overall anti addition:



The same result can be achieved in one step with *m*-chloroperoxybenzoic acid and water.¹⁶⁸¹ Overall anti addition can also be achieved by the method of Prévost (the *Prévost reaction*). In this method, the alkene is treated with iodine and silver benzoate in a 1:2 molar ratio. The initial addition is anti and results in a β-halo benzoate (**172**). These can be isolated, and this represents a method of addition of IOCOPh. However, under the normal reaction conditions, the iodine is replaced by a second PhCOO group. This is a nucleophilic substitution reaction, and it operates by the neighboring-group mechanism (p. 446), so the groups are still anti:



Hydrolysis of the ester does not change the configuration. The *Woodward modification* of the Prévost reaction is similar, but results in overall syn hydroxylation.¹⁶⁸² The alkene is treated with iodine and silver acetate in a 1:1 molar ratio in acetic acid containing water. Here again, the initial product is a β-halo ester; the addition is anti and a nucleophilic replacement of the iodine occurs. However, in the presence of water, neighboring-group participation is prevented or greatly decreased by solvation of the ester function, and the mechanism is the normal S_N2 process,¹⁶⁸³

¹⁶⁷⁸Varma, R.S.; Naicker, K.P. *Tetrahedron Lett.* **1998**, 39, 7463.

¹⁶⁷⁹For some recent evidence, see Lee, D.G.; Chen, T. *J. Am. Chem. Soc.* **1989**, 111, 7534; Ogino, T.; Hasegawa, K.; Hoshino, E. *J. Org. Chem.* **1990**, 55, 2653. See, however, Freeman, F.; Chang, L.Y.; Kappos, J.C.; Sumarta, L. *J. Org. Chem.* **1987**, 52, 1461; Freeman, F.; Kappos, J.C. *J. Org. Chem.* **1989**, 54, 2730, and other papers in this series; Perez-Benito, J.F.; Lee, D.G. *Can. J. Chem.* **1985**, 63, 3545.

¹⁶⁸⁰Donohoe, T.J.; Blades, K.; Moore, P.R.; Waring, M.J.; Winter, J.J.G.; Helliwell, M.; Newcombe, N.J.; Stemp, G. *J. Org. Chem.* **2002**, 67, 7946.

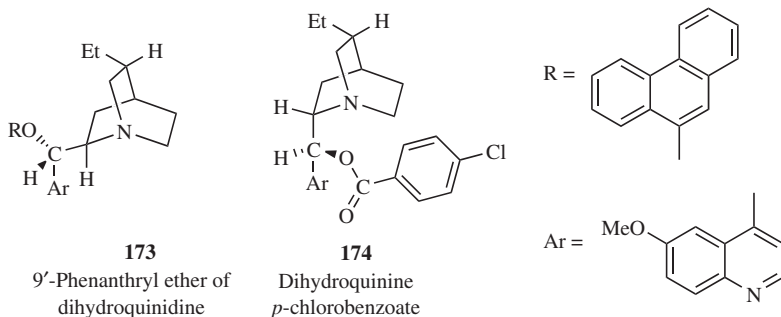
¹⁶⁸¹Fringuelli, F.; Germani, R.; Pizzo, F.; Savelli, G. *Synth. Commun.* **1989**, 19, 1939.

¹⁶⁸²See Brimble, M.A.; Nairn, M.R. *J. Org. Chem.* **1996**, 61, 4801.

¹⁶⁸³For another possible mechanism that accounts for the stereochemical result of the Woodward method, see Woodward, R.B.; Brutcher, Jr., F.V. *J. Am. Chem. Soc.* **1958**, 80, 209.

so the monoacetate is syn and hydrolysis gives the glycol that is the product of overall syn addition. Although the Woodward method results in overall syn addition, the product may be different from that with OsO_4 or KMnO_4 , since the overall syn process is from the more-hindered side of the alkene.¹⁶⁸⁴ Both the Prévost and the Woodward methods¹⁶⁸⁵ have also been carried out in high yields with thallium(I) acetate and thallium(I) benzoate instead of the silver carboxylates.¹⁶⁸⁶ Note that cyclic sulfates can be prepared from alkenes by reaction with PhIO and $\text{SO}_3 \cdot \text{DMF}$.¹⁶⁸⁷

With suitable substrates, addition of two OH groups creates one new stereogenic center from a terminal alkene and two new stereogenic centers from internal alkenes. Addition to alkenes of the form $\text{RCH}=\text{CH}_2$ has been made enantioselective, and addition to $\text{RCH}=\text{CHR}'$ both diastereoselective¹⁶⁸⁸ and enantioselective,¹⁶⁸⁹ by using chiral additives or chiral catalysts,¹⁶⁹⁰ such as **173**, **174** (derivatives of the



¹⁶⁸⁴For another method of syn hydroxylation, which can be applied to either face, see Corey, E.J.; Das, J. *Tetrahedron Lett.* **1982**, 23, 4217.

¹⁶⁸⁵For some related methods, see Jasserand, D.; Girard, J.P.; Rossi, J.C.; Granger, R. *Tetrahedron Lett.* **1976**, 1581; Ogata, Y.; Aoki, K. *J. Org. Chem.* **1966**, 31, 1625; Mangoni, L.; Adinolfi, M.; Barone, G.; Parrilli, M. *Tetrahedron Lett.* **1973**, 4485; *Gazz. Chim. Ital.* **1975**, 105, 377; Horiuchi, C.A.; Satoh, J.Y. *Chem. Lett.* **1988**, 1209; Campi, E.M.; Deacon, G.B.; Edwards, G.L.; Fitzroy, M.D.; Giunta, N.; Jackson, W.R.; Trainor, R. *J. Chem. Soc., Chem. Commun.* **1989**, 407.

¹⁶⁸⁶Cambie, R.C.; Hayward, R.C.; Roberts, J.L.; Rutledge, P.S. *J. Chem. Soc. Perkin Trans. 1*, **1974**, 1858, 1864; Cambie, R.C.; Rutledge, P.S. *Org. Synth.* **VI**, 348.

¹⁶⁸⁷Robinson, R.I.; Woodward, S. *Tetrahedron Lett.* **2003**, 44, 1655.

¹⁶⁸⁸For diastereoselective, but not enantioselective, addition of OsO_4 , see Cha, J.K.; Christ, W.J.; Kishi, Y. *Tetrahedron* **1984**, 40, 2247; Stork, G.; Kahn, M. *Tetrahedron Lett.* **1983**, 24, 3951; Vedejs, E.; McClure, C.K. *J. Am. Chem. Soc.* **1986**, 108, 1094; Evans, D.A.; Kaldor, S.W. *J. Org. Chem.* **1990**, 55, 1698.

¹⁶⁸⁹Lohray, B.B. *Tetrahedron Asymmetry* **1992**, 3, 1317.

¹⁶⁹⁰For a review of enantioselective oxidation methodologies, see Bonini, C.; Righi, G. *Tetrahedron* **2002**, 58, 4981. For a study using triazines as a new class of ligand, see McNamara, C.A.; King, F.; Bradley, M. *Tetrahedron Lett.* **2004**, 45, 8527. See also, Kuang, Y.-Q.; Zhang, S.-Y.; Jiang, R.; Wei, L.-L. *Tetrahedron Lett.* **2002**, 43, 3669; Jiang, R.; Kuang, Y.; Sun, X.; Zhang, S. *Tetrahedron Asymmetry* **2004**, 15, 743.

naturally occurring quinine and quinuclidine),¹⁶⁹¹ along with OsO₄, in what is called *Sharpless asymmetric dihydroxylation*.¹⁶⁹² Other chiral ligands¹⁶⁹³ have also been used, as well as polymer¹⁶⁹⁴ and silica-bound¹⁶⁹⁵ *Cinchona* alkaloids. These amines bind to the OsO₄ *in situ* as chiral ligands, causing it to add asymmetrically.¹⁶⁹⁶ This has been done both with the stoichiometric and with the catalytic method.¹⁶⁹⁷ The catalytic method has been extended to conjugated dienes, which give tetrahydroxy products diastereoselectively,¹⁶⁹⁸ and to conjugated ketones.¹⁶⁹⁹ Asymmetric dihydroxylation has also been reported with chiral alkenes.¹⁷⁰⁰ Ligands **173** and **174** not only cause enantioselective addition, but also accelerate the reaction, so that they may be useful even where enantioselective addition is not required.¹⁷⁰¹ Although **173** and **174** are not enantiomers, they give enantioselective addition to a given alkene in the opposite sense; for example, styrene predominantly gave the (*R*)-diol with **173**, and the

¹⁶⁹¹Wai, J.S.M.; Marko, I.; Svendsen, J.S.; Finn, M.G.; Jacobsen, E.N.; Sharpless, K.B. *J. Am. Chem. Soc.* **1989**, *111*, 1123; Kwong, H.; Sorato, C.; Ogina, Y.; Chen, H.; Sharpless, K.B. *Tetrahedron Lett.* **1990**, *31*, 2999; Shibata, T.; Gilheany, D.C.; Blackburn, B.K.; Sharpless, K.B. *Tetrahedron Lett.* **1990**, *31*, 3817; Sharpless, K.B.; Amberg, W.; Beller, M.; Chens, H.; Hartung, J.; Kawanami, Y.; Lübben, D.; Manoury, E.; Ogino, Y.; Shibata, T.; Ukita, T. *J. Org. Chem.* **1991**, *56*, 4585.

¹⁶⁹²Kolb, H.C.; Van Nieuwenhze, M.S.; Sharpless, K.B. *Chem. Rev.* **1994**, *94*, 2483. Also see, Smith, M.B. *Organic Synthesis*, 2nd ed., McGraw-Hill, NY, **2001**, pp. 248–254.

¹⁶⁹³Wang, L.; Sharpless, K.B. *J. Am. Chem. Soc.* **1992**, *114*, 7568; Xu, D.; Crispino, G.A.; Sharpless, K.B. *J. Am. Chem. Soc.* **1992**, *114*, 7570; Corey, E.J.; Jardine, P.D.; Virgil, S.; Yuen, P.; Connell, R.D. *J. Am. Chem. Soc.* **1989**, *111*, 9243; Corey, E.J.; Lotto, G.I. *Tetrahedron Lett.* **1990**, *31*, 2665; Tomioka, K.; Nakajima, M.; Koga, K. *J. Am. Chem. Soc.* **1987**, *109*, 6213; *Tetrahedron Lett.* **1990**, *31*, 1741; Rosini, C.; Tanturli, R.; Pertici, P.; Salvadori, P. *Tetrahedron Asymmetry* **1996**, *7*, 2971; Sharpless, K.B.; Amberg, W.; Bennani, Y.L.; Crispino, G.A.; Hartung, J.; Jeong, K.-S.; Kwong, H.-L.; Morikawa, K.; Wang, Z.-M.; Xu, D.; Zhang, X.-L. *J. Org. Chem.* **1992**, *57*, 2768.

¹⁶⁹⁴Bolm, C.; Gerlach, A. *Eur. J. Org. Chem.* **1998**, 21; Lohray, B.B.; Nandan, E.; Bhushan, V. *Tetrahedron Asymmetry* **1996**, *7*, 2805; Lohray, B.B.; Thomas, A.; Chittari, P.; Ahuja, J.; Dhal, P.K. *Tetrahedron Lett.* **1992**, *33*, 5453. For a review, see Karjalainen, J.K.; Hormi, O.E.O.; Sherrington, D.C. *Tetrahedron Asymmetry* **1998**, *9*, 1563.

¹⁶⁹⁵Song, C.E.; Yang, J.W.; Ha, H.-J. *Tetrahedron Asymmetry* **1997**, *8*, 841.

¹⁶⁹⁶For discussions of the mechanism of the enantioselectivity, see Corey, E.J.; Noe, M.C. *J. Am. Chem. Soc.* **1996**, *118*, 319; Norrby, P.-O.; Kolb, H.C.; Sharpless, K.B. *J. Am. Chem. Soc.* **1994**, *116*, 8470; Veldkamp, A.; Frenking, G. *J. Am. Chem. Soc.* **1994**, *116*, 4937; Wu, Y.-D.; Wang, Y.; Houk, K.N. *J. Org. Chem.* **1992**, *57*, 1362; Jørgensen, K.A. *Tetrahedron Lett.* **1990**, *31*, 6417. See Nelson, D.W.; Gypser, A.; Ho, P.T.; Kolb, H.C.; Kondo, T.; Kwong, H.-L.; McGrath, D.V.; Rubin, A.E.; Norrby, P.-O.; Gable, K.P.; Sharpless, K.B. *J. Am. Chem. Soc.* **1997**, *119*, 1840 for a discussion of electronic effects and Kolb, H.C.; Andersson, P.G.; Sharpless, K.B. *J. Am. Chem. Soc.* **1994**, *116*, 1278 for a kinetic study.

¹⁶⁹⁷For other examples of asymmetric dihydroxylation, see Yamada, T.; Narasaka, K. *Chem. Lett.* **1986**, 131; Tokles, M.; Snyder, J.K. *Tetrahedron Lett.* **1986**, *27*, 3951; Annunziata, R.; Cinquini, M.; Cozzi, F.; Raimondi, L.; Stefanelli, S. *Tetrahedron Lett.* **1987**, *28*, 3139; Hirama, M.; Oishi, T.; Itô, S. *J. Chem. Soc., Chem. Commun.* **1989**, 665.

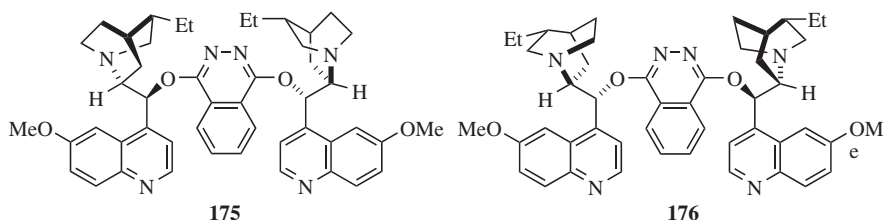
¹⁶⁹⁸Park, C.Y.; Kim, B.M.; Sharpless, K.B. *Tetrahedron Lett.* **1991**, *32*, 1003.

¹⁶⁹⁹Walsh, P.J.; Sharpless, K.B. *Synlett* **1993**, 605.

¹⁷⁰⁰Oishi, T.; Iida, K.; Hirama, M. *Tetrahedron Lett.* **1993**, *34*, 3573.

¹⁷⁰¹See Jacobsen, E.N.; Marko, I.; France, M.B.; Svendsen, J.S.; Sharpless, K.B. *J. Am. Chem. Soc.* **1989**, *111*, 737.

(*S*)-diol with **174**.¹⁷⁰² Note that ionic liquids have been used in asymmetric dihydroxylation.¹⁷⁰³



Two phthalazine derivatives,¹⁷⁰⁴ (DHQD)₂PHAL (**175**) and (DHQ)₂PHAL (**176**) used in conjunction with an osmium reagent improve the efficiency and ease of use, and are commercial available as AD-mix-βTM (using **175**) and AD-mix-αTM (using **176**). Catalyst **175** is prepared from dihydroquinidine (DHQD) and 1,4-dichlorophthalazine (PHAL), and **176** is prepared from dihydroquinine (DHQ) and PHAL. The actual oxidation labeled AD-mix α- or β-uses **176** or **175**, respectively, mixed with potassium osmate [K₂OsO₂(OH)₄], powdered K₃Fe(CN)₆, and powdered K₂CO₃ in an aqueous solvent mixture.¹⁷⁰⁵ These additives have been used in conjunction with microencapsulated OsO₄,¹⁷⁰⁵ and polymer bound **175** has been used.¹⁷⁰⁶ A catalytic amount of flavin has been used.¹⁷⁰⁷ Both **175**¹⁷⁰⁸ and **176**¹⁷⁰⁹ have been used to generate diols with high enantioselectivity. Oxidation of a terminal alkene with AD-mix and then oxidation with TEMPO/NaOCl/NaOCl₂ leads to α-hydroxyl carboxylic acids with high enantioselectivity.¹⁷¹⁰

Enantioselective and diastereoselective addition have also been achieved by using preformed derivatives of OsO₄, already containing chiral ligands,¹⁷¹¹ and by the use of OsO₄ on alkenes that have a chiral group elsewhere in the molecule.¹⁷¹²

¹⁷⁰²Jacobsen, E.N.; Marko, I.; Mungall, W.S.; Schröder, G.; Sharpless, K.B. *J. Am. Chem. Soc.* **1988**, *110*, 1968.

¹⁷⁰³See Branco, L.C.; Afonso, C.A.M. *J. Org. Chem.* **2004**, *69*, 4381; Branco, L.C.; Afonso, C.A.M. *Chem. Commun.* **2002**, 3036.

¹⁷⁰⁴Sharpless, K.B.; Amberg, W.; Bennani, Y.L.; Crispino, G.A.; Hartung, J.; Jeong, K.-S.; Kwong, H.-L.; Morikawa, K.; Wang, Z.-M.; Xu, D.; Zhang, X.-L. *J. Org. Chem.* **1992**, *57*, 2768.

¹⁷⁰⁵Kobayashi, S.; Ishida, T.; Akiyama, R. *Org. Lett.* **2001**, *3*, 2649.

¹⁷⁰⁶Kuang, Y.-Q.; Zhang, S.-Y.; Wei, L.-L. *Tetrahedron Lett.* **2001**, *42*, 5925.

¹⁷⁰⁷Jonsson, S.Y.; Adolfsson, H.; Bäckvall, J.-E. *Org. Lett.* **2001**, *3*, 3463.

¹⁷⁰⁸Krief, A.; Colaux-Castillo, C. *Tetrahedron Lett.* **1999**, *40*, 4189.

¹⁷⁰⁹Junttila, M.H.; Hormi, O.E.O. *J. Org. Chem.* **2004**, *69*, 4816.

¹⁷¹⁰Aladro, F.J.; Guerra, I.M.; Moreno-Dorado, F.J.; Bustamante, J.M.; Jorge, Z.D.; Massanet, G.M. *Tetrahedron Lett.* **2000**, *41*, 3209.

¹⁷¹¹Kokubo, T.; Sugimoto, T.; Uchida, T.; Tanimoto, S.; Okano, M. *J. Chem. Soc., Chem. Commun.* **1983**, 769.

¹⁷¹²Hauser, F.M.; Ellenberger, S.R.; Clardy, J.C.; Bass, L.S. *J. Am. Chem. Soc.* **1984**, *106*, 2458; Johnson, C.R.; Barbachyn, M.R. *J. Am. Chem. Soc.* **1984**, *106*, 2459.

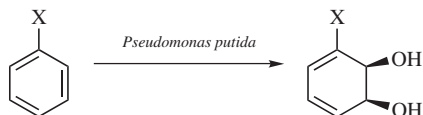
Alkenes can also be oxidized with metallic acetates such as lead tetraacetate¹⁷¹³ or thallium(III) acetate¹⁷¹⁴ to give bis(acetates) of glycols.¹⁷¹⁵ Oxidizing agents, such as benzoquinone, MnO₂, or O₂, along with palladium acetate, have been used to convert conjugated dienes to 1,4-diacetoxy-2-alkenes (1,4-addition).¹⁷¹⁶ Sodium periodate and sulfuric acid in aqueous media converts conjugated esters to dihydroxy esters.¹⁷¹⁷ Diols are also produced by the reaction of a terminal alkyne with Bu₃SnH, followed by ozonolysis, followed by reduction with BH₃·SMe₂.¹⁷¹⁸ 1,2-Diols are also generated from terminal alkynes by two sequential reactions with a platinum catalyst, and then a palladium catalyst, both with HSiCl₃, and a final oxidation with H₂O₂–KF.¹⁷¹⁹

1,2-Dithiols can be prepared from alkenes.¹⁷²⁰

OS II, 307; III, 217; IV, 317; V, 647; VI, 196, 342, 348; IX, 251, 383.

15-49 Dihydroxylation of Aromatic Rings

Dihydroxy-addition



One π -bond of an aromatic ring can be converted to a cyclohexadiene 1,2-diol by reaction with enzymes associated with *Pseudomonas putida*.¹⁷²¹ A variety of substituted aromatic compounds can be oxidized, including bromobenzene, chlorobenzene,¹⁷²² and toluene.¹⁷²³ In these latter cases, introduction of the hydroxyl

¹⁷¹³For a review, see Moriarty, R.M. *Sel Org. Transform.* **1972**, 2, 183–237.

¹⁷¹⁴See, for example, Uemura, S.; Miyoshi, H.; Tabata, A.; Okano, M. *Tetrahedron* **1981**, 37, 291. For a review of the reactions of thallium (III) compounds with alkenes, see Uemura, S., in Hartley, F.R. *The Chemistry of the Metal–Carbon Bond*, Vol. 4, Wiley, NY, **1987**, pp. 473–538, 497–513. For a review of thallium (III) acetate and trifluoroacetate, see Uemura, S., in Pizey, J.S. *Synthetic Reagents*, Vol. 5, Wiley, NY, **1983**, pp. 165–187.

¹⁷¹⁵For another method, see Fristad, W.E.; Peterson, J.R. *Tetrahedron* **1984**, 40, 1469.

¹⁷¹⁶See Bäckvall, J.E.; Awasthi, A.K.; Renko, Z.D. *J. Am. Chem. Soc.* **1987**, 109, 4750, and references cited therein. For articles on this and related reactions, see Bäckvall, J.E. *Bull. Soc. Chim. Fr.* **1987**, 665; *New J. Chem.* **1990**, 14, 447. For another method, see Uemura, S.; Fukuzawa, S.; Patil, S.R.; Okano, M. *J. Chem. Soc. Perkin Trans. 1*, **1985**, 499.

¹⁷¹⁷Plietker, B.; Niggemann, M. *Org. Lett.* **2003**, 5, 3353.

¹⁷¹⁸Gómez, A.M.; Company, M.D.; Valverde, S.; López, J.C. *Org. Lett.* **2002**, 4, 383.

¹⁷¹⁹Shimada, T.; Mukaide, K.; Shinohara, A.; Han, J.W.; Hayashi, T. *J. Am. Chem. Soc.* **2004**, 124, 1584.

¹⁷²⁰Elgemeie, G.H.; Sayed, S.H. *Synthesis* **2001**, 1747.

¹⁷²¹Gibson, D.T.; Koch, J.R.; Kallio, R.E. *Biochemistry* **1968**, 7, 2653; Brown, S.M., in Hudlicky, T. *Organic Synthesis: Theory and Practice*, JAI Press, Greenwich, CT., **1993**, Vol. 2, p. 113; Carless, H.A.J. *Tetrahedron Asymmetry* **1992**, 3, 795; Widdowson, D.A.; Ribbons, D.A.; Thomas, S.D. *Janssenchimica Acta* **1990**, 8, 3.

¹⁷²²Gibson, D.T.; Koch, J.R.; Schuld, C.L.; Kallio, R.E. *Biochemistry* **1968**, 7, 3795; Hudlicky, T.; Price, J.D. *Synlett.* **1990**, 159.

¹⁷²³Gibson, D.T.; Hensley, M.; Yoshioka, H.; Mabry, T.J. *Biochemistry* **1970**, 9, 1626.

groups generates a chiral molecule that can be used as a template for asymmetric syntheses.¹⁷²⁴

OS X, 217.

15-50 Epoxidation (Addition of Oxygen, Oxygen)

epi-Oxy-addition



Alkenes can be epoxidized with many peroxyacids,¹⁷²⁵ of which *m*-chloroperoxybenzoic has been the most often used. The reaction, called the *Prilezhaev reaction*, has wide utility.¹⁷²⁶ Alkyl, aryl, hydroxyl, ester, and other groups may be present, although not amino groups, since these are affected by the reagent. Electron-donating groups increase the rate, and the reaction is particularly rapid with tetraalkyl alkenes. Conditions are mild and yields are high. Other peroxyacids, especially peroxyacetic and peroxybenzoic, are also used; trifluoroperoxyacetic acid¹⁷²⁷ and 3,5-dinitroperoxybenzoic acid¹⁷²⁸ are particularly reactive ones. Transition metal catalysts can facilitate epoxidation of alkenes at low temperatures or with alkenes that may otherwise react sluggishly.¹⁷²⁹ Magnesium monoperoxyphthalate (MMPP)¹⁷³⁰ is commercially available, and has been

¹⁷²⁴Hudlicky, T.; Gonzalez, D.; Gibson, D.T. *Aldrichimica Acta* **1999**, 32, 35; Hudlicky, T.; Luna, H.; Barbieri, G.; Kwart, L.D. *J. Am. Chem. Soc.* **1988**, 110, 4735; Hudlicky, T.; Seoane, G.; Pettus, T. *J. Org. Chem.* **1989**, 54, 4239; Ley, S.V.; Redgrave, A.J. *Synlett* **1990**, 393; Ley, S.V.; Sternfeld, F.; Taylor, S. *Tetrahedron Lett.* **1987**, 28, 225; Hudlicky, T.; Olivo, H.F. *Tetrahedron Lett.* **1991**, 32, 6077; Hudlicky, T.; Luna, H.; Price, J.D.; Rulin, F. *J. Org. Chem.* **1990**, 55, 4683; Hudlicky, T.; Olivo, H.F. *J. Am. Chem. Soc.* **1992**, 114, 9694. Also see, Smith, M.B. *Organic Synthesis*, 2nd ed., McGraw-Hill, NY, **2001**, pp. 256–258.

¹⁷²⁵For a list of reagents, including peracids and others, used for epoxidation, with references, see Larock, R.C. *Comprehensive Organic Transformations*, 2nd ed., Wiley-VCH, NY, **1999**, pp. 915–927.

¹⁷²⁶For reviews, see Hudlický, M. *Oxidations in Organic Chemistry*, American Chemical Society, Washington, DC, **1990**, pp. 60–64; Haines, A.H. *Methods for the Oxidation of Organic Compounds*, Academic Press, NY, **1985**, pp. 98–117, 295–303; Dryuk, V.G. *Russ. Chem. Rev.* **1985**, 54, 986; Plesničar, B., in Trahanovsky, W.S. *Oxidation in Organic Chemistry*, pt. C, Academic Press, NY, **1978**, pp. 211–252; Swern, D., in Swern, D. *Organic Peroxides*, Vol. 2, Wiley, NY, **1971**, pp. 355–533; Metelitsa, D.I. *Russ. Chem. Rev.* **1972**, 41, 807; Hiatt, R., in Augustine, R.L.; Trecker, D.J. *Oxidation*, Vol. 2, Marcel Dekker, NY, **1971**; pp. 113–140; House, H.O. *Modern Synthetic Reaction*, 2nd ed., W.A. Benjamin, NY, **1972**, pp. 292–321. For a review pertaining to the stereochemistry of the reaction, see Bertì, G. *Top Stereochem.* **1973**, 7, 93, p. 95.

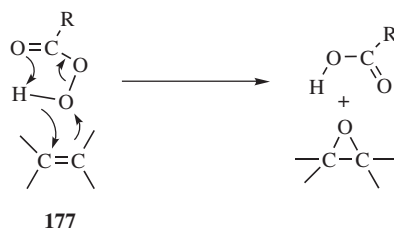
¹⁷²⁷Emmons, W.D.; Pagano, A.S. *J. Am. Chem. Soc.* **1955**, 77, 89.

¹⁷²⁸Rastetter, W.H.; Richard, T.J.; Lewis, M.D. *J. Org. Chem.* **1978**, 43, 3163.

¹⁷²⁹Cu catalysts: Andrus, M.B.; Poehlein, B.W. *Tetrahedron Lett.* **2000**, 41, 1013. Fe catalysts: Dubois, G.; Murphy, A.; Stack, T.D.P. *Org. Lett.* **2003**, 5, 2469. Mn catalysts: Murphy, A.; Pace, A.; Stack, T.D.P. *Org. Lett.* **2004**, 6, 3119; Murphy, A.; Dubois, G.; Stack, T.D.P. *J. Am. Chem. Soc.* **2003**, 125, 5250.

¹⁷³⁰Brougham, P.; Cooper, M.S.; Cummerson, D.A.; Heaney, H.; Thompson, N. *Synthesis* **1987**, 1015; Querci, C.; Ricci, M. *J. Chem. Soc., Chem. Commun.* **1989**, 889. For a reaction using moist MMPP, see Foti, C.J.; Fields, J.D.; Kropp, P.J. *Org. Lett.* **1999**, 1, 903.

shown to be a good substitute for *m*-chloroperoxybenzoic acid in a number of reactions.¹⁷³¹



The one-step mechanism involving a transition state, such as **177**,¹⁷³¹ was proposed by Bartlett.¹⁷³² Evidence for this concerted mechanism is as follows:¹⁷³³ (1) The reaction is second order. If ionization were the rate-determining step, it would be first order in peroxyacid. (2) The reaction readily takes place in nonpolar solvents, where formation of ions is inhibited.¹⁷³⁴ (3) Measurements of the effect on the reaction rate of changes in the substrate structure show that there is no carbocation character in the transition state.¹⁷³⁵ (4) The addition is stereospecific (i.e., a *trans*-alkene gives a *trans*-epoxide and a *cis*-alkene a *cis*-epoxide) even in cases where electron-donating substituents would stabilize a hypothetical carbocation intermediate.¹⁷³⁶ However, where there is an OH group in the allylic or homoallylic position, the stereospecificity diminishes or disappears, with both *cis* and *trans* isomers giving predominantly or exclusively the product where the incoming oxygen is *syn* to the OH group. This probably indicates a transition state in which there is hydrogen bonding between the OH group and the peroxy acid.¹⁷³⁷

¹⁷³¹For discussions of the mechanism, see Dryuk, V.G. *Tetrahedron* **1976**, *32*, 2855; Finn, M.G.; Sharpless, K.B., in Morrison, J.D. *Asymmetric Synthesis*, Vol. 5, Wiley, NY, **1985**, pp. 247–308; Bach, R.D.; Canepa, C.; Winter, J.E.; Blanchette, P.E. *J. Org. Chem.* **1997**, *62*, 5191. For a review of polar mechanisms involving peroxides, see Plesnicar, B., in Patai, S. *The Chemistry of Peroxides*, Wiley, NY, **1983**, pp. 521–584. See Freccero, M.; Gandolfi, R.; Sarzi-Amadè, M.; Rastelli, A. *J. Org. Chem.* **2002**, *67*, 8519. For a discussion of arene–arene interactions as related to selectivity, see Kishikawa, K.; Naruse, M.; Kohmoto, S.; Yamamoto, M.; Yamaguchi, K. *J. Chem. Soc., Perkin Trans. 1* **2001**, 462.

¹⁷³²Bartlett, P.D. *Rec. Chem. Prog.* **1957**, *18*, 111. For other proposed mechanisms, see Kwart, H.; Hoffman, D.M. *J. Org. Chem.* **1966**, *31*, 419; Hanzlik, R.P.; Shearer, G.O. *J. Am. Chem. Soc.* **1975**, *97*, 5231.

¹⁷³³Ogata, Y.; Tabushi, I. *J. Am. Chem. Soc.* **1961**, *83*, 3440; Freccero, M.; Gandolfi, R.; Sarzi-Amadè, M.; Rastelli, A. *J. Org. Chem.* **2004**, *69*, 7479. See also, Woods, K.W.; Beak, P. *J. Am. Chem. Soc.* **1991**, *113*, 6281. Also see, Vedejs, E.; Dent III, W.H.; Kendall, J.T.; Oliver, P.A. *J. Am. Chem. Soc.* **1996**, *118*, 3556.

¹⁷³⁴See Gisdakis, P.; Rösch, N. *Eur. J. Org. Chem.* **2001**, 719.

¹⁷³⁵Khalil, M.M.; Pritzkow, W. *J. Prakt. Chem.* **1973**, *315*, 58; Schneider, H.; Becker, N.; Philippi, K. *Chem. Ber.* **1981**, *114*, 1562; Batog, A.E.; Savenko, T.V.; Batrak, T.A.; Kucher, R.V. *J. Org. Chem. USSR* **1981**, *17*, 1860.

¹⁷³⁶For a computational study of facial selectivity, see Freccero, M.; Gandolfi, R.; Sarzi-Amadè, M.; Rastelli, A. *J. Org. Chem.* **2000**, *65*, 8948.

¹⁷³⁷See Berti, G. *Top. Stereochem.* **1973**, *7*, 93, 130–162; Houk, K.N.; Liu, J.; DeMello, N.C.; Condroski, K.R. *J. Am. Chem. Soc.* **1997**, *119*, 10147.

In general, peroxides (HOOH and ROOH) are poor reagents for epoxidation of simple alkenes since OH and OR are poor leaving groups in the concerted mechanism shown above.¹⁷³⁸ Aqueous hydrogen peroxide epoxidizes alkenes in the presence of fluorosulfonic compounds, such as $\text{CF}_3\text{CH}_2\text{OH}$ ¹⁷³⁹ or hexafluoroacetone.¹⁷⁴⁰ Transition-metal catalysts¹⁷⁴¹ have been used with alkyl hydroperoxides.¹⁷⁴² In the presence of other reagents,¹⁷⁴³ peroxides give good yields of the epoxide. These coreagents include dicyclohexylcarbodiimide,¹⁷⁴⁴ magnesium aluminates,¹⁷⁴⁵ metalloporphyrins,¹⁷⁴⁶ hydrotalcite¹⁷⁴⁷ with microwave irradiation,¹⁷⁴⁸ fluorosulfonic aryl selenides,¹⁷⁴⁹ and arsines in fluorosulfonic solvents.¹⁷⁵⁰ The catalyst MeReO_3 ¹⁷⁵¹ has been used for epoxidation with sodium percarbonate and pyrazole,¹⁷⁵² with hydrogen peroxide,¹⁷⁵³ and with urea– H_2O_2 .¹⁷⁵⁴ Epoxidation occurs with FeSO_4 /silica,¹⁷⁵⁵ and with N_2O and a zinc catalyst.¹⁷⁵⁶ Epoxidation occurs when alkenes

¹⁷³⁸See Deubel, D.V.; Frenking, G.; Gisdakis, P.; Herrmann, W.A.; Rösch, N.; Sundermeyer, J. *Acc. Chem. Res.* **2004**, *37*, 645.

¹⁷³⁹Neimann, K.; Neumann, R. *Org. Lett.* **2000**, *2*, 2861; van Vliet, M.C.A.; Arends, I.W.C.E.; Sheldon, R.A. *Synlett* **2001**, 248.

¹⁷⁴⁰Shu, L.; Shi, Y. *J. Org. Chem.* **2000**, *65*, 8807.

¹⁷⁴¹V: Sharpless, K.B.; Verhoeven, T.R. *Aldrichimica Acta* **1979**, *12*, 63; Hoshino, Y.; Yamamoto, H. *J. Am. Chem. Soc.* **2000**, *122*, 10452; Lattanzi, A.; Leadbeater, N.E. *Org. Lett.* **2002**, *4*, 1519; Torres, G.; Torres, W.; Prieto, J.A. *Tetrahedron* **2004**, *60*, 10245. Mn: Lane, B.S.; Vogt, M.; De Rose, V.T.; Burgess, K. *J. Am. Chem. Soc.* **2002**, *124*, 11946. Ti: Della Sala, G.D.; Giordano, L.; Lattanzi, A.; Proto, A.; Screttri, A. *Tetrahedron* **2000**, *56*, 3567; Lattanzi, A.; Iannece, P.; Screttri, A. *Tetrahedron Lett.* **2002**, *43*, 5629. Pd: Yu, J.-Q.; Corey, E.J. *Org. Lett.* **2002**, *4*, 2727. Ru: Adam, W.; Alsters, P.L.; Neumann, R.; Saha-Möller, C.; Sloboda-Rozner, D.; Zhang, R. *Synlett* **2002**, 2011. La: Nemoto, T.; Ohshima, T.; Yamaguchi, K.; Shibasaki, M. *J. Am. Chem. Soc.* **2001**, *123*, 2725; Chen, R.; Qian, C.; de Vries, J.G. *Tetrahedron* **2001**, *57*, 9837; Nemoto, T.; Kakei, H.; Gnanadesikan, V.; Tosaki, S.-y.; Ohshima, T.; Shibasaki, M. *J. Am. Chem. Soc.* **2002**, *124*, 14544.

¹⁷⁴²For a table containing several common catalysts, see Hiatt, R., in Augustine, R.L.; Trecker, D.J. *Oxidation*, Vol. 2, Marcel Dekker, NY, **1971**, p. 124.

¹⁷⁴³For other methods of converting alkenes to epoxides, see Bruice, T.C. *Aldrichimica Acta* **1988**, *21*, 87; Adam, W.; Curci, R.; Edwards, J.O. *Acc. Chem. Res.* **1989**, *22*, 205.

¹⁷⁴⁴Majetich, G.; Hicks, R.; Sun, G.-r.; McGill, P. *J. Org. Chem.* **1998**, *63*, 2564; Murray, R.W.; Iyanar, K. *J. Org. Chem.* **1998**, *63*, 1730.

¹⁷⁴⁵Yamaguchi, K.; Ebitani, K.; Kaneda, K. *J. Org. Chem.* **1999**, *64*, 2966.

¹⁷⁴⁶Chan, W.-K.; Liu, P.; Yu, W.-Y.; Wong, M.-K.; Che, C.-M. *Org. Lett.* **2004**, *6*, 1597.

¹⁷⁴⁷For an example without microwave irradiation, see Pillai, U.R.; Sahle-Demessie, E.; Varma, R.S. *Synth. Commun.* **2003**, *33*, 2017.

¹⁷⁴⁸Pillai, U.R.; Sahle-Demessie, E.; Varma, R.S. *Tetrahedron Lett.* **2002**, *43*, 2909.

¹⁷⁴⁹Betzemeier, B.; Lhermitte, F.; Knochel, P. *Synlett* **1999**, 489.

¹⁷⁵⁰Van Vliet, M.C.A.; Arends, I.W.C.E.; Sheldon, R.A. *Tetrahedron Lett.* **1999**, *40*, 5239.

¹⁷⁵¹For a polymer-supported MeReO_3 reagent, see Saladino, R.; Neri, V.; Pelliccia, A.R.; Caminiti, R.; Sadun, C. *J. Org. Chem.* **2002**, *67*, 1323.

¹⁷⁵²Vaino, A.R. *J. Org. Chem.* **2000**, *65*, 4210.

¹⁷⁵³van Vliet, M.C.A.; Arends, I.W.C.E.; Sheldon, R.A. *Chem. Commun.* **1999**, 821; Adolfsson, H.; Copéret, C.; Chiang, J.P.; Yudin, A.K. *J. Org. Chem.* **2000**, *65*, 8651; Iskra, J.; Bonnet-Delpon, D.; Bégué, J.-P. *Tetrahedron Lett.* **2002**, *43*, 1001.

¹⁷⁵⁴Owens, G.S.; Abu-Omar, M.M. *Chem. Commun.* **2000**, 1165.

¹⁷⁵⁵Monfared, H.H.; Ghorbani, M. *Monat. Chem.* **2001**, *132*, 989.

¹⁷⁵⁶Ben-Daniel, R.; Weiner, L.; Neumann, R. *J. Am. Chem. Soc.* **2002**, *124*, 8788.

are treated with oxygen gas, *N*-hydroxyphthalimide, and a mixture of cobalt and molybdenum catalyst.¹⁷⁵⁷

Other epoxidation methods are available. Enzymatic epoxidation¹⁷⁵⁸ and epoxidation with catalytic antibodies¹⁷⁵⁹ have been reported. Chromyl chloride (CrO₂Cl₂) reacts with alkenes, even at –78°C to give an epoxide and numerous side products including chlorohydrins and dichlorides.¹⁷⁶⁰ Several mechanisms have been proposed.¹⁷⁶¹ Epoxidation has been done in ionic liquids using 10% H₂O₂ with MnSO₄¹⁷⁶² or an iron catalyst.¹⁷⁶³ Hypervalent iodine compounds, such as PhI(OAc)₂, in conjunction with a ruthenium catalyst in aqueous media, converts alkenes to epoxides.¹⁷⁶⁴ This reagent has been used in an ionic liquid with a manganese catalyst.¹⁷⁶⁵

Dioxiranes,¹⁷⁶⁶ such as dimethyl dioxirane (**178**),¹⁷⁶⁷ either isolated or generated *in situ*,¹⁷⁶⁸ are important epoxidation reagents. With dimethyloxirane, C–H insertion reactions can occur preferentially.¹⁷⁶⁹ The reaction with alkenes is rapid, mild, safe, and a variety of methods have been developed using an oxidant as a coreagent. The most commonly used coreagent is probably potassium peroxomonosulfate (KHSO₅). Oxone[®] (2 KHSO₅·KHSO₄·K₂SO₄) is a common source of KHSO₅. Oxone[®] reacts with ketones¹⁷⁷⁰ and sodium bicarbonate to convert an alkene

¹⁷⁵⁷Iwahama, T.; Hatta, G.; Sakaguchi, S.; Ishii, Y. *Chem. Commun.* **2000**, 163.

¹⁷⁵⁸**Haloperoxidases:** Hu, S.; Hager, L.P. *Tetrahedron Lett.* **1999**, *40*, 1641; Dembitsky, V.M. *Tetrahedron* **2003**, *59*, 4701. ***E. coli* JM109(pTAB19):** Bernasconi, S.; Orsini, F.; Sello, G.; Colmegna, A.; Galli, E.; Bestetti, G. *Tetrahedron Lett.* **2000**, *41*, 9157. **Cyclohexanone monooxygenase:** Colonna, S.; Gaggero, N.; Carrea, G.; Ottolina, G.; Pasta, P.; Zambianchi, F. *Tetrahedron Lett.* **2002**, *43*, 1797.

¹⁷⁵⁹Chen, Y.; Reymond, J.-L. *Synthesis* **2001**, 934.

¹⁷⁶⁰Sharpless, K.B.; Teranishi, A.Y.; Bäckvall, J.-E. *J. Am. Chem. Soc.* **1977**, *99*, 3120.

¹⁷⁶¹For leading references, see Rappe, A.K.; Li, S. *J. Am. Chem. Soc.* **2003**, *125*, 11188.

¹⁷⁶²In bmim BF₄, 1-butyl-3-methylimidazolium tetrafluoroborate: Tong, K.-H.; Wong, K.-Y.; Chan, T.H. *Org. Lett.* **2003**, *5*, 3423.

¹⁷⁶³In bmim Br, 1-butyl-3-methylimidazolium bromide: Srinivas, K.A.; Kumar, A.; Chauhan, S.M.S. *Chem. Commun.* **2002**, 2456.

¹⁷⁶⁴Tse, M.K.; Bhor, S.; Klawonn, M.; Döbler, C.; Beller, M. *Tetrahedron Lett.* **2003**, *44*, 7479.

¹⁷⁶⁵In bmim PF₆, 1-butyl-3-methylimidazolium hexafluorophosphate: Li, Z.; Xia, C.-G. *Tetrahedron Lett.* **2003**, *44*, 2069.

¹⁷⁶⁶For general leading references, see Murray, R.W. *Chem. Rev.* **1989**, *89*, 1187; Adam, W.; Curci, R.; Edwards, J.O. *Acc. Chem. Res.* **1989**, *22*, 205; Curci, R.; Dinoi, A.; Rubino, M.E. *Pure Appl. Chem.* **1995**, *67*, 811; Clennan, E.L. *Trends in Organic Chemistry*, **1995**, *5*, 231; Adam, W.; Smerz, A.K. *Bull. Soc. Chim. Belg.* **1996**, *105*, 581; Denmark, S.E.; Wu, Z. *Synlett* **1999**, 847.

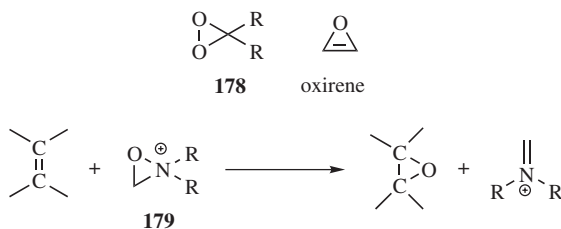
¹⁷⁶⁷Frohn, M.; Wang, Z.-X.; Shi, Y. *J. Org. Chem.* **1998**, *63*, 6425. See Angelis, Y.; Zhang, X.; Organopoulos, M. *Tetrahedron Lett.* **1996**, *37*, 5991 for a discussion of the mechanism of this oxidation.

¹⁷⁶⁸See Curci, R.; Fiorentino, M.; Troisi, L.; Edwards, J.O.; Pater, R.H. *J. Org. Chem.* **1980**, *45*, 4758; Gallopo, A.R.; Edwards, J.O. *J. Org. Chem.* **1981**, *46*, 1684; Corey, P.E.; Ward, F.E. *J. Org. Chem.* **1986**, *51*, 1925; Adam, W.; Hadjarapoglou, L.; Smerz, A. *Chem. Ber.* **1991**, *124*, 227; Yang, D.; Wong, M.K.; Yip, Y.C. *J. Org. Chem.* **1995**, *60*, 3887; Denmark, S.E.; Wu, Z. *J. Org. Chem.* **1998**, *63*, 2810, and references cited therein; Frohn, M.; Wang, Z.-X.; Shi, Y. *J. Org. Chem.* **1998**, *63*, 6425; Yang, D.; Yip, Y.-C.; Tang, M.-W.; Wong, M.-K.; Cheung, K.-K. *J. Org. Chem.* **1998**, *63*, 9888, and references cited therein.

¹⁷⁶⁹Adam, W.; Prechtel, F.; Richter, M.J.; Smerz, A.K. *Tetrahedron Lett.* **1993**, *34*, 8427.

¹⁷⁷⁰Ferraz, H.M.C.; Muzzi, R.M.; de O.Viera, T.; Viertler, H. *Tetrahedron Lett.* **2000**, *41*, 5021; Legros, J.; Crousse, B.; Bourdon, J.; Bonnet-Delpon, D.; Bégué, J.-P. *Tetrahedron Lett.* **2001**, *42*, 4463. For a reaction with a ketone immobilized on silica, see Sartori, G.; Armstrong, A.; Maggi, R.; Mazzacani, A.; Sartorio, R.; Bigi, F.; Dominguez-Fernandez, B. *J. Org. Chem.* **2003**, *68*, 3232.

to an epoxide. Oxone[®] also converts alkenes to epoxides in the presence of certain additives, such as *N,N*-dialkylalloxans.¹⁷⁷¹ Oxone, usually with hydrogen peroxide or another similar oxidant, can be used with chiral ketones¹⁷⁷² or aldehydes to convert alkenes to chiral, nonracemic epoxides.¹⁷⁷³ Chiral dioxiranes have reportedly given nonracemic epoxides.¹⁷⁷⁴ Hydrogen peroxide, in the presence of chiral ketones in acetonitrile (or other nitrile solvents), probably converts alkenes to epoxides with good enantioselectivity by *in situ* generation of dioxirane.¹⁷⁷⁵ Epoxidation does not occur in good yields with these reagents in most other solvents, and it is suggested that the active agent that generates dioxirane is peroxyimidic acid MeC(=NH)OOH.¹⁷⁷⁶ Note that benzaldehyde with Chloramine-M¹⁷⁷⁷ will convert alkenes to epoxides.¹⁷⁷⁸ Amines, including chiral amines can be similarly used with aldehydes with aqueous sodium bicarbonate.¹⁷⁷⁹



Oxone[®] oxidizes iminium salts to an oxaziridinium intermediate **179**, which can transfer oxygen to an alkene to form an epoxide and regenerate the iminium salt.¹⁷⁸⁰

¹⁷⁷¹Carnell, A.J.; Johnstone, R.A.W.; Parsy, C.C.; Sanderson, W.R. *Tetrahedron Lett.* **1999**, *40*, 8029.

¹⁷⁷²For reviews, see Shi, Y. *Acc. Chem. Res.* **2004**, *37*, 488; Yang, D. *Acc. Chem. Res.* **2004**, *37*, 497.

¹⁷⁷³For leading references, see: Denmark, S.E.; Wu, Z.; Crudden, C.M.; Matsuhashi, H. *J. Org. Chem.* **1997**, *62*, 8288; Yang, D.; Yip, Y.-C.; Chen, J.; Cheung, K.-K. *J. Am. Chem. Soc.* **1998**, *120*, 7659; Daly, A.M.; Renehan, M.F.; Gilheany, D.G. *Org. Lett.* **2001**, *3*, 663; Tian, H.; She, X.; Yu, H.; Shu, L.; Shi, Y. *J. Org. Chem.* **2002**, *67*, 2435; Denmark, S.E.; Matsuhashi, H. *J. Org. Chem.* **2002**, *67*, 3479; Arsmtrong, A.; Ahmed, G.; Dominguez-Fernandez, B.; Hayter, B.R.; Wailes, J.S. *J. Org. Chem.* **2002**, *67*, 8610; Wu, X.-Y.; She, X.; Shi, Y. *J. Am. Chem. Soc.* **2002**, *124*, 8792; Matsumoto, K.; Tomioka, K. *Tetrahedron Lett.* **2002**, *43*, 631; Bez, G.; Zhao, C.-G. *Tetrahedron Lett.* **2003**, *44*, 7403. For a carbonyl derivative bound to cyclodextrin, see Chan, W.-K.; Yu, W.-y.; Che, C.-M.; Wong, M.-K. *J. Org. Chem.* **2003**, *68*, 6576.

¹⁷⁷⁴Tian, H.; She, X.; Shu, L.; Yu, H.; Shi, Y. *J. Am. Chem. Soc.* **2000**, *122*, 11551.

¹⁷⁷⁵Shu, L.; Shi, Y. *Tetrahedron Lett.* **1999**, *40*, 8721.

¹⁷⁷⁶Payne, G.B.; Deming, P.H.; Williams, P.H. *J. Org. Chem.* **1961**, *26*, 659; Payne, G.B. *Tetrahedron* **1962**, *18*, 763; McIsaac, Jr., J.E.; Ball, R.E.; Behrman, E.J. *J. Org. Chem.* **1971**, *36*, 3048; Bach, R.D.; Knight, J.W. *Org. Synth.* **1981**, *60*, 63; Arias, L.A.; Adkins, S.; Nagel, C.J.; Bach, R.D. *J. Org. Chem.* **1983**, *48*, 888.

¹⁷⁷⁷For the preparation of Chloramine-M, see Rudolph, J.; Sennhenn, P.C.; Vlaar, C.P.; Sharpless, K.B. *Angew. Chem. Int. Ed.* **1996**, *35*, 2810.

¹⁷⁷⁸Yang, D.; Zhang, C.; Wang, X.-C. *J. Am. Chem. Soc.* **2000**, *122*, 4039.

¹⁷⁷⁹Wong, M.-K.; Ho, L.-M.; Zheng, Y.-S.; Ho, C.-Y.; Yang, D. *Org. Lett.* **2001**, *3*, 2587.

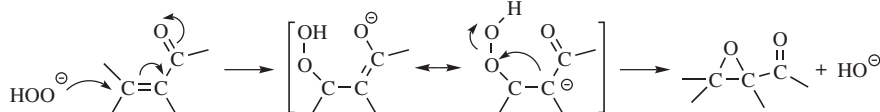
¹⁷⁸⁰See Lusinch, X.; Hanquet, G. *Tetrahedron* **1997**, *53*, 13727; Hanquet, G.; Lusinch, X.; Milliet, P. *Tetrahedron Lett.* **1988**, *29*, 3941; Bohé, L.; Kammoun, M. *Tetrahedron Lett.* **2002**, *43*, 803; Bohé, L.; Kammoun, M. *Tetrahedron Lett.* **2004**, *45*, 747.

This variation has been applied to asymmetric¹⁷⁸¹ epoxidations using chiral iminium salt precursors.¹⁷⁸²

Although *cis*–*trans* isomerization of epoxides is not formally associated with this section, it is clearly a potential problem in the conversion of an alkene to an epoxide. There are several catalysts for this process.¹⁷⁸³

It would be useful if triple bonds could be similarly epoxidized to give oxirenes, but they are not stable compounds.¹⁷⁸⁴ Two of them have been trapped in solid argon matrices at very low temperatures, but they decayed on warming to 35 K.¹⁷⁸⁵ Oxirenes probably form in the reaction,¹⁷⁸⁶ but react further before they can be isolated. Note that oxirenes bear the same relationship to cyclobutadiene that furan does to benzene and may therefore be expected to be antiaromatic (see p. 38).

Conjugated dienes can be epoxidized (1,2-addition), although the reaction is slower than for corresponding alkenes, but α,β -unsaturated ketones do not generally give epoxides when treated with peroxyacids.¹⁷⁸⁷ The epoxidation of α,β -unsaturated ketones with hydrogen peroxide under basic conditions is known as the *Waits–Scheffer epoxidation*, discovered in 1921.¹⁷⁸⁸ This fundamental reaction has been extended to α,β -unsaturated ketones (including quinones), aldehydes, and sulfones.¹⁷⁸⁹ This is a nucleophilic addition by a Michael-type mechanism, involving attack by HO_2^- .¹⁷⁹⁰ This reaction is another example of 1,4-addition of a heteroatom containing species as discussed in **15-31**.



¹⁷⁸¹For a discussion of the origins of selectivity in these reactions, see Washington, I.; Houk, K. N. *J. Am. Chem. Soc.* **2000**, *122*, 2948.

¹⁷⁸²See Jacobson, E.N., in Ojima, I. *Catalytic Asymmetric Synthesis*, VCH, NY, **1993**, pp. 159–203; Armstrong, A.; Ahmed, G.; Garnett, I.; Goacolou, K.; Wailes, J.S. *Tetrahedron* **1999**, *55*, 2341; Minakata, S.; Takemiya, A.; Nakamura, K.; Ryu, I.; Komatsu, M. *Synlett* **2000**, 1810; Page, P.C.B.; Rassias, G.A.; Barros, D.; Ardakani, A.; Buckley, B.; Bethell, D.; Smith, T.A.D.; Slawin, A.M.Z. *J. Org. Chem.* **2001**, *66*, 6926; Page, P.C.B.; Barros, D.; Buckley, B.R.; Ardakani, A.; Marples, B.A. *J. Org. Chem.* **2004**, *69*, 3595; Page, P.C.B.; Buckley, B.R.; Blacker, A.J. *Org. Lett.* **2004**, *6*, 1543; Page, P.C.B.; Rassias, G.A.; Barros, D.; Ardakani, A.; Bethell, D.; Merrifield, E. *Synlett* **2002**, 580.

¹⁷⁸³Lo, C.-Y.; Pal, S.; Odedra, A.; Liu, R.-S. *Tetrahedron Lett.* **2003**, *44*, 3143.

¹⁷⁸⁴For a review of oxirenes, see Lewars, E.G. *Chem. Rev.* **1983**, *83*, 519.

¹⁷⁸⁵Torres, M.; Bourdelande, J.L.; Clement, A.; Strausz, O.P. *J. Am. Chem. Soc.* **1983**, *105*, 1698. See also, Laganis, E.D.; Janik, D.S.; Curphey, T.J.; Lemal, D.M. *J. Am. Chem. Soc.* **1983**, *105*, 7457.

¹⁷⁸⁶McDonald, R.N.; Schwab, P.A. *J. Am. Chem. Soc.* **1964**, *86*, 4866; Ibne-Rasa, K.M.; Pater, R.H.; Ciabattoni, J.; Edwards, J.O. *J. Am. Chem. Soc.* **1973**, *95*, 7894; Ogata, Y.; Sawaki, Y.; Inoue, H. *J. Org. Chem.* **1973**, *38*, 1044.

¹⁷⁸⁷A few exceptions are known. For example, see Hart, H.; Verma, M.; Wang, I. *J. Org. Chem.* **1973**, *38*, 3418.

¹⁷⁸⁸Weitz, E.; Scheffer, A. *Ber. Dtsch. Chem. Ges.* **1921**, *54*, 2327.

¹⁷⁸⁹For example, see Payne, G.B.; Williams, P.H. *J. Org. Chem.* **1961**, *26*, 651; Zwanenburg, B.; ter Wiel, J. *Tetrahedron Lett.* **1970**, 935.

¹⁷⁹⁰Bunton, C.A.; Minkoff, G.J. *J. Chem. Soc.* **1949**, 665; Temple, R.D. *J. Org. Chem.* **1970**, *35*, 1275; Apeloig, Y.; Karni, M.; Rappoport, Z. *J. Am. Chem. Soc.* **1983**, *105*, 2784. For a review, see Patai, S.; Rappoport, Z., in Patai, S. *The Chemistry of Alkenes*, pt. 1, Wiley, NY, **1964**, pp. 512–517.

α,β -Unsaturated compounds can be epoxidized alkyl hydroperoxides and a base,¹⁷⁹¹ or with H_2O_2 and a base or heteropoly acids.¹⁷⁹² The reaction has been done in D_2O using sodium bicarbonate with hydrogen peroxide.¹⁷⁹³ The reaction has been done with LiOH and polymer-bound quaternary ammonium salts.¹⁷⁹⁴ Epoxides can also be prepared by treating alkenes with oxygen or with an alkyl peroxide¹⁷⁹⁵ catalyzed by a complex of a transition metal such as V, Mo, Ti, La,¹⁷⁹⁶ or Co.¹⁷⁹⁷ The reaction with oxygen, which can also be carried out without a catalyst, is probably a free-radical process.¹⁷⁹⁸ Conjugated ketones are oxidized to epoxy-ketones with NaBO_3 and tetrahexylammonium hydrogen sulfate,¹⁷⁹⁹ $\text{KF}\cdot\text{Al}_2\text{O}_3$ /*tert*-butyl hydroperoxide.¹⁸⁰⁰ α,β -Unsaturated esters react normally to give glycidic esters.¹⁸⁰¹ When a carbonyl group is elsewhere in the molecule but not conjugated with the double bond, the Baeyer–Villiger reaction (18-19) may compete. Allenes¹⁸⁰² are converted by peroxyacids to allene oxides¹⁸⁰³ or spiro dioxides, both of which species can in certain cases be isolated¹⁸⁰⁴ but more often are unstable under the reaction conditions and react further to give other products.¹⁸⁰⁵

Asymmetric Weitz–Scheffer epoxidation is commonly used for the epoxidation of electron-poor alkenes. Cinchona-derived phase-transfer catalysts, initially used

¹⁷⁹¹**Organolithium reagents:** Bailey, P.L.; Clegg, W.; Jackson, R.F.W.; Meth-Cohn, O. *J. Chem. Soc. Perkin Trans. 1*, **1990**, 200. **KOH:** Adam, W.; Rao, P.B.; Degen, H.-G.; Saha-Möller, C.R. *J. Am. Chem. Soc.* **2000**, *122*, 5654. **LiOH:** Arai, S.; Tsuge, H.; Oku, M.; Miura, M.; Shioiri, T. *Tetrahedron* **2002**, *58*, 1623. **1,5,7-Triazabicyclo[4.4.0]dec-5-ene derivatives:** Genski, T.; Macdonald, G.; Wei, X.; Lewis, N.; Taylor, R.J.K. *Synlett* **1999**, 795. **DBU:** Yadav, V.K.; Kapoor, K.K. *Tetrahedron* **1995**, *51*, 8573. **NaHCO_3 :** Bortolini, O.; Fogagnolo, M.; Fantin, G.; Maietti, S.; Medici, A. *Tetrahedron Asymmetry* **2001**, *12*, 1113. **Hydrotriacites:** Honma, T.; Nakajo, M.; Mizugaki, T.; Ebitani, K.; Kaneda, K. *Tetrahedron Lett.* **2002**, *43*, 6229.

¹⁷⁹²Oguchi, T.; Sakata, Y.; Takeuchi, N.; Kaneda, K.; Ishii, Y.; Ogawa, M. *Chem. Lett.* **1989**, 2053.

¹⁷⁹³Yao, H.; Richardson, D.E. *J. Am. Chem. Soc.* **2000**, *122*, 3220.

¹⁷⁹⁴Anand, R.V.; Singh, V.K. *Synlett* **2000**, 807.

¹⁷⁹⁵For example, see Gould, E.S.; Hiatt, R.R.; Irwin, K.C. *J. Am. Chem. Soc.* **1968**, *90*, 4573; Sharpless, K.B.; Michaelson, R.C. *J. Am. Chem. Soc.* **1973**, *95*, 6136; Kochi, J.K. *Organometallic Mechanisms and Catalysis*; Academic Press, NY, **1978**, pp. 69–73; Ledon, H.J.; Durbut, P.; Varescon, F. *J. Am. Chem. Soc.* **1981**, *103*, 3601; Mimoun, H.; Mignard, M.; Brechot, P.; Saussine, L. *J. Am. Chem. Soc.* **1986**, *108*, 3711; Laszlo, P.; Levart, M.; Singh, G.P. *Tetrahedron Lett.* **1991**, *32*, 3167.

¹⁷⁹⁶Nemoto, T.; Ohshima, T.; Shibasaki, M. *J. Am. Chem. Soc.* **2001**, *123*, 9474.

¹⁷⁹⁷For a review, see Jørgensen, K.A. *Chem. Rev.* **1989**, *89*, 431.

¹⁷⁹⁸For reviews, see Van Santen, R.A.; Kuipers, H.P.C.E. *Adv. Catal.* **1987**, *35*, 265; Filippova, T.V.; Blyumberg, E.A. *Russ. Chem. Rev.* **1982**, *51*, 582.

¹⁷⁹⁹Straub, T.S. *Tetrahedron Lett.* **1995**, *36*, 663.

¹⁸⁰⁰Yadav, V.K.; Kapoor, K.K. *Tetrahedron Lett.* **1994**, *35*, 9481.

¹⁸⁰¹MacPeck, D.L.; Starcher, P.S.; Phillips, B. *J. Am. Chem. Soc.* **1959**, *81*, 680.

¹⁸⁰²For a review of epoxidation of allenes, see Jacobs, T.L., in Landor, S.R. *The Chemistry of Allenes*, Vol. 2, Academic Press, NY, **1982**, pp. 417–510, 483–491.

¹⁸⁰³For a review of allene oxides, see Chan, T.H.; Ong, B.S. *Tetrahedron* **1980**, *36*, 2269.

¹⁸⁰⁴Camp, R.L.; Greene, F.D. *J. Am. Chem. Soc.* **1968**, *90*, 7349; Crandall, J.K.; Conover, W.W.; Komin, J.B.; Machleder, W.H. *J. Org. Chem.* **1974**, *39*, 1723; Crandall, J.K.; Batal, D.J. *J. Org. Chem.* **1988**, *53*, 1338.

¹⁸⁰⁵For example, see Crandall, J.K.; Machleder, W.H.; Sojka, S.A. *J. Org. Chem.* **1973**, *38*, 1149; Crandall, J.K.; Rambo, E. *J. Org. Chem.* **1990**, *55*, 5929.

by Wynberg, are now common.¹⁸⁰⁶ Enantioselectivities can be significantly improved by changes of the catalyst structure as well as the type of oxidant.¹⁸⁰⁷ A Yb-BINOL complex, with *t*-BuOOH led to epoxidation of conjugated ketones with high asymmetric induction,¹⁸⁰⁸ as did a mixture of NaOCl and a *Cinchona* alkaloid.¹⁸⁰⁹ Other enantioselective methods include treatment with diethylzinc, O₂, in the presence of a chiral amino-alcohol, to give the epoxy-ketone.¹⁸¹⁰ Similarly, treatment with aqueous NaOCl¹⁸¹¹ or with an alkyl hydroperoxide¹⁸¹² and a chiral phase-transfer agent leads to chiral nonracemic epoxy-ketones.

Another important asymmetric epoxidation of a conjugated systems is the reaction of alkenes with polyleucine, DBU and urea–H₂O₂, giving an epoxy-carbonyl compound with good enantioselectivity.¹⁸¹³ The hydroperoxide anion epoxidation of conjugated carbonyl compounds with a polyamino acid, such as poly-L-alanine or poly-L-leucine is known as the *Juliá–Colonna epoxidation*.¹⁸¹⁴ Epoxidation of conjugated ketones to give nonracemic epoxy-ketones was done with aq. NaOCl and a *Cinchona* alkaloid derivative as catalyst.¹⁸¹⁵ A triphasic phase-transfer catalysis protocol has also been developed.¹⁸¹⁶ β-Peptides have been used as catalysts in this reaction.¹⁸¹⁷

Allylic alcohols can be converted to epoxy-alcohols with *tert*-butylhydroperoxide on molecular sieves,¹⁸¹⁸ or with peroxy acids.¹⁸¹⁹ The addition of an appropriate chiral ligand to the metal-catalyzed hydroperoxide epoxidation of allylic alcohols leads to high enantioselectivity. This important modification is

¹⁸⁰⁶Helder, R.; Hummelen, J.C.; Laane, R.W.P.M.; Wiering, J.S.; Wynberg, H. *Tetrahedron Lett.* **1976**, *17*, 1831; Wynberg, H.; Greijdanus, B. *J. Chem. Soc., Chem. Commun.* **1978**, 427; Wynberg, H.; Marsman, B. *J. Org. Chem.* **1980**, *45*, 158; Pluim, H.; Wynberg, H. *J. Org. Chem.* **1980**, *45*, 2498.

¹⁸⁰⁷Arai, S.; Tsuge, H.; Shioiri, T. *Tetrahedron Lett.* **1998**, *39*, 7563; Arai, S.; Shirai, Y.; Ishida, T.; Shioiri, T. *Tetrahedron* **1999**, *55*, 6375; Corey, E.J.; Zhang, F.-Y. *Org. Lett.* **1999**, *1*, 1287; Lygo, B.; Wainwright, P.G. *Tetrahedron* **1999**, *55*, 6289. See Adam, W.; Rao, P.B.; Degen, H.-G.; Levai, A.; Patonay, T.; Saha-Möller, C.R. *J. Org. Chem.* **2002**, *67*, 259.

¹⁸⁰⁸Watanabe, S.; Arai, T.; Sasai, H.; Bougauchi, M.; Shibasaki, M. *J. Org. Chem.* **1998**, *63*, 8090.

¹⁸⁰⁹Lygo, B.; Wainwright, P.G. *Tetrahedron Lett.* **1998**, *39*, 1599.

¹⁸¹⁰Enders, D.; Zhu, J.; Kramps, L. *Liebigs Ann. Chem.* **1997**, 1101; Enders, D.; Zhu, J.; Raabe, G. *Angew. Chem. Int. Ed.* **1996**, *35*, 1725.

¹⁸¹¹Lygo, B.; To, D.C.M. *Tetrahedron Lett.* **2001**, *42*, 1343.

¹⁸¹²Adam, W.; Rao, P.B.; Degen, H.-G.; Saha-Möller, C.R. *Tetrahedron Asymmetry* **2001**, *12*, 121.

¹⁸¹³Allen, J.V.; Drauz, K.-H.; Flood, R.W.; Roberts, S.M.; Skidmore, J. *Tetrahedron Lett.* **1999**, *40*, 5417; Geller, T.; Roberts, S.M. *J. Chem. Soc., Perkin Trans. 1.* **1999**, 1397; Bentley, P.A.; Bickley, J.F.; Roberts, S.M.; Steiner, A. *Tetrahedron Lett.* **2001**, *42*, 3741.

¹⁸¹⁴Bañi, S.; Colonna, S.; Molinari, H.; Juliá, S.; Guixer, J. *Tetrahedron* **1984**, *40*, 5207. For reviews, see Lin, P. *Tetrahedron: Asymmetry* **1998**, *9*, 1457; Ebrahim, S.; Wills, M. *Tetrahedron: Asymmetry* **1997**, *8*, 3163.

¹⁸¹⁵Lygo, B.; Wainwright, P.G. *Tetrahedron* **1999**, *55*, 6289.

¹⁸¹⁶Geller, T.; Krüger, C.M.; Miltzer, H.-C. *Tetrahedron Lett.* **2004**, *45*, 5069.

¹⁸¹⁷Coffey, P.E.; Drauz-K.-H.; Roberts, S.M.; Skidmore, J.; Smith, J.A. *Chem. Commun.* **2001**, 2330.

¹⁸¹⁸Antonioletti, R.; Bonadies, F.; Locati, L.; Scettri, A. *Tetrahedron Lett.* **1992**, *33*, 3205.

¹⁸¹⁹Fringuelli, F.; Germani, R.; Pizzo, F.; Santinelli, F.; Savelli, G. *J. Org. Chem.* **1992**, *57*, 1198.

known as the *Sharpless asymmetric epoxidation*,¹⁸²⁰ where allylic alcohols are converted to optically active epoxides with excellent enantioselectivity by treatment with *t*-BuOOH, titanium tetrakisopropoxide and optically active diethyl tartrate.¹⁸²¹ The Ti(OCHMe)₂ and diethyl tartrate can be present in catalytic amounts (15–10 mol%) if molecular sieves are present.¹⁸²² Polymer-supported catalysts have also been reported.¹⁸²³ Both (+) and (–) diethyl tartrate are readily available, so either enantiomer of the product can be prepared. The method has been successful for a wide range of primary allylic alcohols, including substrates where the double bond is mono-, di-, tri-, and tetrasubstituted,¹⁸²⁴ and is highly useful in natural product synthesis. The mechanism of the Sharpless epoxidation is believed to involve attack on the substrate by a compound¹⁸²⁵ formed from the titanium alkoxide and the diethyl tartrate to produce a complex that also contains the substrate and the *t*-BuOOH.¹⁸²⁶

Ordinary alkenes (without an allylic OH group) do not give optically active alcohols by the Sharpless protocol because binding to the catalyst is necessary for enantioselectivity. Simple alkenes can be epoxidized enantioselectively with sodium hypochlorite (NaOCl, commercial bleach) and an optically active manganese-complex catalyst.¹⁸²⁷ An important variation of this oxidation uses a manganese–salen complex¹⁸²⁸ with various oxidizing agents, in what is called

¹⁸²⁰For reviews, see Pfenninger, A. *Synthesis* **1986**, 89; Rossiter, B.E., in Morrison, J.D. *Asymmetric Synthesis*, Vol. 5, Academic Press, NY, **1985**, pp. 193–246. For histories of its discovery, see Sharpless, K.B. *Chem. Br.* **1986**, 38; *CHEMTECH* **1985**, 692. Also see, Smith, M.B. *Organic Synthesis*, 2nd ed., McGraw-Hill, NY, **2001**, pp. 239–245.

¹⁸²¹Sharpless, K.B.; Woodard, S.S.; Finn, M.G. *Pure Appl. Chem.* **1983**, 55, 1823, and references cited therein.

¹⁸²²Gao, Y.; Hanson, R.M.; Klunder, J.M.; Ko, S.Y.; Masamune, H.; Sharpless, K.B. *J. Am. Chem. Soc.* **1987**, 109, 5765. See Massa, A.; D'Ambrosi, A.; Proto, A.; Scretti, A. *Tetrahedron Lett.* **2001**, 42, 1995. For another improvement, see Wang, Z.; Zhou, W. *Tetrahedron* **1987**, 43, 2935.

¹⁸²³Canali, L.; Karjalainen, J.K.; Sherrington, D.C.; Hormi, O. *Chem. Commun.* **1997**, 123.

¹⁸²⁴See the table, in Finn, M.G.; Sharpless, K.B., in Morrison, J.D. *Asymmetric Synthesis*, Vol. 5, Academic Press, NY, **1985**, pp. 249–250. See also, Schweiter, M.J.; Sharpless, K.B. *Tetrahedron Lett.* **1985**, 26, 2543.

¹⁸²⁵Very similar compounds have been prepared and isolated as solids whose structures have been determined by X-ray crystallography: Williams, I.D.; Pedersen, S.F.; Sharpless, K.B.; Lippard, S.J. *J. Am. Chem. Soc.* **1984**, 106, 6430.

¹⁸²⁶For a review of the mechanism, see Finn, M.G.; Sharpless, K.B., in Morrison, J.D. *Asymmetric Synthesis*, Vol. 5, Academic Press, NY, **1985**, p. 247. For other mechanistic studies, see Jørgensen, K.A.; Wheeler, R.A.; Hoffmann, R. *J. Am. Chem. Soc.* **1987**, 109, 3240; Carlier, P.R.; Sharpless, K.B. *J. Org. Chem.* **1989**, 54, 4016; Corey, E.J. *J. Org. Chem.* **1990**, 55, 1693; Woodard, S.S.; Finn, M.G.; Sharpless, K.B. *J. Am. Chem. Soc.* **1991**, 113, 106; Finn, M.G.; Sharpless, K.B. *J. Am. Chem. Soc.* **1991**, 113, 113; Takano, S.; Iwebuchi, Y.; Ogasawara, K. *J. Am. Chem. Soc.* **1991**, 113, 2786. See Cui, M.; Adam, W.; Shen, J.H.; Luo, X.M.; Tan, X.J.; Chen, K.X.; Ji, R.Y.; Jiang, H.L. *J. Org. Chem.* **2002**, 67, 1427.

¹⁸²⁷Jacobsen, E.N.; Zhang, W.; Muci, A.R.; Ecker, J.R.; Deng, L. *J. Am. Chem. Soc.* **1991**, 113, 7063. See also, Irie, R.; Noda, K.; Ito, Y.; Katsuki, T. *Tetrahedron Lett.* **1991**, 32, 1055; Halterman, R.L.; Jan, S. *J. Org. Chem.* **1991**, 56, 5253.

¹⁸²⁸These complexes have been characterized. See Adam, W.; Mock-Knoblauch, C.; Saha-Moller, C.R.; Herderich, M. *J. Am. Chem. Soc.* **2000**, 122, 9685.

the *Jacobsen–Katsuki reaction*.¹⁸²⁹ Apart from the commonly used NaOCl, urea–H₂O₂ has been used.¹⁸³⁰ With this reaction, simple alkenes can be epoxidized with high enantioselectivity.¹⁸³¹ The mechanism of this reaction has been examined.¹⁸³² Radical intermediates have been suggested for this reaction,¹⁸³³ A polymer-bound Mn^(III)–salen complex, in conjunction with NaOCl, has been used for asymmetric epoxidation.¹⁸³⁴ Chromium–salen complexes¹⁸³⁵ and ruthenium–salen complexes¹⁸³⁶ have been used for epoxidation. Manganese porphyrin complexes have also been used.¹⁸³⁷ Cobalt complexes give similar results.¹⁸³⁸ A related epoxidation reaction used an iron complex with molecular oxygen and isopropanol.¹⁸³⁹ Nonracemic epoxides can be prepared from racemic epoxides with salen–cobalt(II) catalysts following a modified procedure for kinetic resolution.¹⁸⁴⁰

In a different type of reaction, alkenes are photooxygenated (with singlet O₂, see **14-7**) in the presence of a Ti, V, or Mo complex to give epoxy alcohols, such as **180**, formally derived from allylic hydroxylation followed by epoxidation.¹⁸⁴¹ In other cases, modification of the procedure gives simple epoxidation.¹⁸⁴² Alkenes react with aldehydes and oxygen, with palladium-on-silica¹⁸⁴³ or a ruthenium catalyst,¹⁸⁴⁴

¹⁸²⁹Hosoya, N.; Hatayama, A.; Irie, R.; Sasaki, H.; Katsuki, T. *Tetrahedron* **1994**, *50*, 4311, and references cited therein; Brandes, B.D.; Jacobsen, E.N. *J. Org. Chem.* **1994**, *59*, 4378; Sasaki, H.; Irie, R.; Hamada, T.; Suzuki, K.; Katsuki, T. *Tetrahedron* **1994**, *50*, 11827; Brandes, B.D.; Jacobsen, E.N. *Tetrahedron Lett.* **1995**, *36*, 5123; Nishikori, H.; Ohta, C.; Katsuki, T. *Synlett* **2000**, 1557; Tangestaninejad, S.; Habibi, M.H.; Mirkhani, V.; Moghadam, M. *Synth. Commun.* **2002**, *32*, 3331.

¹⁸³⁰Kureshy, R.I.; Khan, N.H.; Abdi, S.H.R.; Patel, S.T.; Jasra, R.V. *Tetrahedron Asymmetry* **2001**, *12*, 433.

¹⁸³¹For a discussion of stereocontrol factors, see Nishida, T.; Miyafuji, A.; Ito, Y.N.; Katsuki, T. *Tetrahedron Lett.* **2000**, *41*, 7053.

¹⁸³²See Linker, T. *Angew. Chem., Int. Ed.* **1997**, *36*, 2060. See Adam, W.; Roschmann, K.J.; Saha-Möller, C.R. *Eur. J. Org. Chem.* **2000**, 3519. For the importance of electronic effects, see Cavallo, L.; Jacobsen, H. *J. Org. Chem.* **2003**, *68*, 6202.

¹⁸³³Cavallo, L.; Jacobsen, H. *Angew. Chem. Int. Ed.* **2000**, *39*, 589.

¹⁸³⁴Song, C.E.; Roh, E.J.; Yu, B.M.; Chi, D.Y.; Kim, S.C.; Lee, K.J. *Chem. Commun.* **2000**, 615; Ahn, K.-H.; Park, S.W.; Choi, S.; Kim, H.-J.; Moon, C.J. *Tetrahedron Lett.* **2001**, *42*, 2485.

¹⁸³⁵Daly, A.M.; Renehan, M.F.; Gilheany, D.G. *Org. Lett.* **2001**, *3*, 663; O'Mahony, C.P.; McGarrigle, E.M.; Renehan, M.F.; Ryan, K.M.; Kerrigan, N.J.; Bousquet, C.; Gilheany, D.G. *Org. Lett.* **2001**, *3*, 3435. See the references cited therein.

¹⁸³⁶Nakata, K.; Takeda, T.; Mihara, J.; Hamada, T.; Irie, R.; Katsuki, T. *Chem. Eur. J.* **2001**, *7*, 3776.

¹⁸³⁷Konishi, K.; Oda, K.; Nishida, K.; Aida, T.; Inoue, S. *J. Am. Chem. Soc.* **1992**, *114*, 1313.

¹⁸³⁸Takai, T.; Hata, E.; Yorozu, K.; Mukaiyama, T. *Chem. Lett.* **1992**, 2077.

¹⁸³⁹Saalfrank, R.W.; Reihs, S.; Hug, M. *Tetrahedron Lett.* **1993**, *34*, 6033.

¹⁸⁴⁰Savle, P.S.; Lamoreaux, M.J.; Berry, J.F.; Gandour, R.D. *Tetrahedron Asymmetry* **1998**, *9*, 1843.

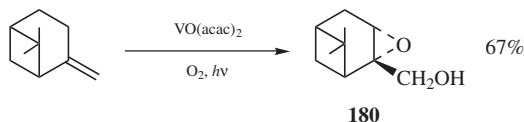
¹⁸⁴¹Adam, W.; Braun, M.; Griesbeck, A.; Lucchini, V.; Staab, E.; Will, B. *J. Am. Chem. Soc.* **1989**, *111*, 203.

¹⁸⁴²See Iwahama, T.; Hatta, G.; Sakaguchi, S.; Ishii, Y. *Chem. Commun.* **2000**, 163.

¹⁸⁴³Gao, H.; Angelici, R.J. *Synth. Commun.* **2000**, *30*, 1239; Chen, W.; Yamada, J.; Matsumoto, K. *Synth. Commun.* **2002**, *32*, 17; Ragagnin, G.; Knochel, P. *Synlett* **2004**, 951.

¹⁸⁴⁴Srikanth, A.; Nagendrappa, G.; Chandrasekaran, S. *Tetrahedron* **2003**, *59*, 7761; Qi, J.Y.; Qiu, L.Q.; Lam, K.H.; Yip, C.W.; Zhou, Z.Y.; Chan, A.S.C. *Chem. Commun.* **2003**, 1058.

to give the epoxide.

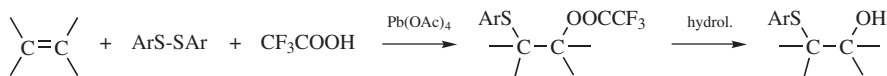


Thiiranes can be prepared directly from alkenes using specialized reagents.¹⁸⁴⁵ Thiourea with a tin catalyst gives the thiirane, for example.¹⁸⁴⁶ Interestingly, internal alkynes were converted to 1,2-dichorothiiranes by reaction with S_2Cl_2 (sulfur monochloride).¹⁸⁴⁷ It is noted that epoxides are converted to thiiranes with ammonium thiocyanate and a cerium complex.¹⁸⁴⁸ A trans-thiiration reaction occurs with a molybdenum catalyst, in which an alkene reacts with styrene thiirane to give the new thiirane.¹⁸⁴⁹

OS I, 494; IV, 552, 860; V, 191, 414, 467, 1007; VI, 39, 320, 679, 862; VII, 121, 126, 461; VIII, 546; IX, 288; X, 29; 80, 9.

15-51 Hydroxysulfenylation (Addition of Oxygen, Sulfur)

Hydroxy-arythio-addition (overall transformation)



A hydroxy and an arylthio group can be added to a double bond by treatment with an aryl disulfide and lead tetraacetate in the presence of trifluoroacetic acid.¹⁸⁵⁰ Manganese and copper acetates have been used instead of $Pb(OAc)_4$.¹⁸⁵¹ Addition of the groups OH and RSO has been achieved by treatment of alkenes with O_2 and a thiol RSH .¹⁸⁵² Two RS groups were added, to give *vic*-dithiols, by treatment of the alkene with a disulfide $RSSR$ and BF_3 -etherate.¹⁸⁵³ This reaction

¹⁸⁴⁵Capozzi, G.; Menichetti, S.; Neri, S.; Skowronska, A. *Synlett* **1994**, 267; Adam, W.; Bargon, R.M. *Eur. J. Org. Chem.* **2001**, 1910; Adam, W.; Bargon, R.M. *Chem. Commun.* **2001**, 1910.

¹⁸⁴⁶Tangestaninejad, S.; Mirkhani, V. *Synth. Commun.* **1999**, 29, 2079.

¹⁸⁴⁷Nakayama, J.; Takahashi, K.; Watanabe, T.; Sugihara, Y.; Ishii, A. *Tetrahedron Lett.* **2000**, 41, 8349.

¹⁸⁴⁸Iranpoor, N.; Tamami, B.; Shekarriz, M. *Synth. Commun.* **1999**, 29, 3313.

¹⁸⁴⁹Adam, W.; Bargon, R.M.; Schenk, W.A. *J. Am. Chem. Soc.* **2003**, 125, 3871.

¹⁸⁵⁰Trost, B.M.; Ochiai, M.; McDougal, P.G. *J. Am. Chem. Soc.* **1978**, 100, 7103. For a related reaction, see Zefirov, N.S.; Zyk, N.V.; Kutateladze, A.G.; Kolbasenko, S.I.; Lapin, Yu.A. *J. Org. Chem. USSR* **1986**, 22, 190.

¹⁸⁵¹Bewick, A.; Mellor, J.M.; Owton, W.M. *J. Chem. Soc. Perkin Trans. 1*, **1985**, 1039; Bewick, A.; Mellor, J.M.; Milano, D.; Owton, W.M. *J. Chem. Soc. Perkin Trans. 1*, **1985**, 1045; Samii, Z.K.M.A.E.; Ashmawy, M.I.A.; Mellor, J.M. *Tetrahedron Lett.* **1986**, 27, 5289.

¹⁸⁵²Chung, M.; D'Souza, V.T.; Szmant, H.H. *J. Org. Chem.* **1987**, 52, 1741, and other papers in this series.

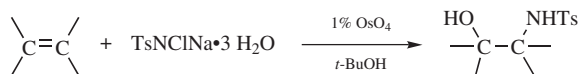
¹⁸⁵³Caserio, M.C.; Fisher, C.L.; Kim, J.K. *J. Org. Chem.* **1985**, 50, 4390; Inoue, H.; Murata, S. *Heterocycles* **1997**, 45, 847.

has been carried out internally.¹⁸⁵⁴ In a similar manner, reaction of alkenes with ceric ammonium nitrate, diphenyl diselenide in methanol leads to vicinally substituted phenylselenyl methyl ethers.¹⁸⁵⁵ Dimethyl diselenide adds to alkenes to form vicinal bis-methylselenyl compounds, in the presence of tin tetrachloride.¹⁸⁵⁶

Halo-ethers can be formed by the reaction of alkenyl alcohols with various reagents. Hept-6-en-1-ol reacts with (collidine)₂I⁺PF₆⁻, for example, to form 2-iodomethyl-1-oxacycloheptane.¹⁸⁵⁷

15-52 Oxyamination (Addition of Oxygen, Nitrogen)

Tosylamino-hydroxy-addition



N-Tosylated β-hydroxy alkylamines (which can be easily hydrolyzed to β-hydroxyamines¹⁸⁵⁸) can be prepared¹⁸⁵⁹ by treatment of alkenes with the trihydrate of Chloramine-T (*N*-chloro-*p*-toluenesulfonamide sodium salt)¹⁸⁶⁰ and a catalytic amount of OsO₄.¹⁸⁶⁰ In some cases, yields can be improved by the use of phase-transfer catalysis.¹⁸⁶¹ The reaction has been carried out enantioselectively.¹⁸⁶² Alkenes can be converted to amido alcohols enantioselectivity by modification of this basic scheme. The *Sharpless asymmetric aminohydroxylation* employs a catalyst consisting of *Cinchona* alkaloid derived ligands and an osmium species in combination with a stoichiometric nitrogen source that also functions as the oxidant.¹⁸⁶³ The reaction of a carbamate with (DHQ)₂PHAL (**176**) and the osmium compound, with NaOH and *tert*-butyl hypochlorite, leads to a diastereomeric mixture of amido alcohols **181** and **182**, each formed with high enantioselectivity.¹⁸⁶⁴ In general, the nitrogen adds to the less sterically hindered carbon of the alkene to give the major product. *N*-Bromoamides, in the presence of a catalytic amount of (DHQ)₂PHAL

¹⁸⁵⁴Tuladhar, S.M.; Fallis, A.G. *Tetrahedron Lett.* **1987**, 28, 523. For a list of other examples, with references, see Larock, R.C. *Comprehensive Organic Transformations*, 2nd ed., Wiley-VCH, NY, **1999**, pp. 905–908.

¹⁸⁵⁵Bosman, C.; D'Annibale, A.; Resta, S.; Trogolo, C. *Tetrahedron Lett.* **1994**, 35, 6525. See Ogawa, A.; Tanaka, H.; Yokoyama, H.; Obayashi, R.; Yokoyama, K.; Sonoda, N. *J. Org. Chem.* **1992**, 57, 111 for formation of mixed PhS–PhSe- compounds from alkenes.

¹⁸⁵⁶Hermans, B.; Colard, N.; Hevesi, L. *Tetrahedron Lett.* **1992**, 33, 4629.

¹⁸⁵⁷Brunel, Y.; Rousseau, G. *Synlett* **1995**, 323.

¹⁸⁵⁸For some reactions of the oxyamination products, see Bäckvall, J.E.; Oshima, K.; Palermo, R.E.; Sharpless, K.B. *J. Org. Chem.* **1979**, 44, 1953.

¹⁸⁵⁹Sharpless, K.B.; Chong, A.O.; Oshima, K. *J. Org. Chem.* **1976**, 41, 177. See Rudolph, J.; Sennhenn, P.C.; Vlaar, C.P.; Sharpless, K.B. *Angew. Chem. Int. Ed.* **1996**, 35, 2810 for a discussion of the influence of substituents on nitrogen in this reaction.

¹⁸⁶⁰See Fokin, V.V.; Sharpless, K.B. *Angew. Chem. Int. Ed.* **2001**, 40, 3455.

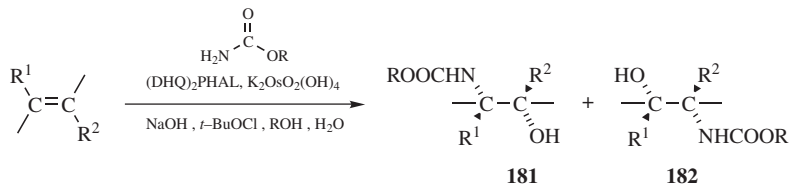
¹⁸⁶¹Herranz, E.; Sharpless, K.B. *J. Org. Chem.* **1978**, 43, 2544.

¹⁸⁶²Hassine, B.B.; Gorsane, M.; Pecher, J.; Martin, R.H. *Bull. Soc. Chim. Belg.* **1985**, 94, 759.

¹⁸⁶³For a review, see Bodkin, J.A.; McLeod, M.D. *J. Chem. Soc., Perkin Trans. 1* **2002**, 2733.

¹⁸⁶⁴Li, G.; Chang, H.-T.; Sharpless, K.B. *Angew. Chem., Int. Ed.* **1996**, 35, 451.

and LiOH converts conjugated esters to β -amido- α -hydroxy esters with good enantioselectivity.¹⁸⁶⁵ In another procedure, certain β -hydroxy secondary alkylamines can be prepared by treatment of alkenes with the osmium compound t -Bu-N=OsO₃, followed by reductive cleavage with LiAlH₄ of the initially formed osmic esters.¹⁸⁶⁶ It is presumed that Ts-N=OsO₃ is an intermediate in the Chloramine-T reaction. Another oxyamination reaction involves treatment of a palladium complex of the alkene with a secondary or primary amine, followed by lead tetraacetate or another oxidant.¹⁸⁶⁷



The organolanthanide-catalyzed alkene hydroamination has been reported.¹⁸⁶⁸ With this approach, amino alkenes (not enamines) can be cyclized to form cyclic amines,¹⁸⁶⁹ and amino alkynes lead to cyclic imine.¹⁸⁷⁰ The use of synthesized C-1¹⁸⁷¹ and C-2 symmetric¹⁸⁷² chiral organolanthanide complexes give the amino alcohol with good enantioselectivity.

β -Amino alcohols can be prepared by treatment of an alkene with a reagent prepared from HgO and HBF₄ along with aniline to give an aminomercurial

compound $\text{PhHN}-\overset{\text{||}}{\underset{\text{||}}{\text{C}}}-\text{C}-\text{HgBF}_4$ (aminomercuration; see 15-7) which is hydrolyzed

¹⁸⁶⁵Demko, Z.P.; Bartsch, M.; Sharpless, K.B. *Org. Lett.* **2000**, *2*, 2221.

¹⁸⁶⁶Hentges, S.G.; Sharpless, K.B. *J. Org. Chem.* **1980**, *45*, 2257. Also see, Rubinstein, H.; Svendsen, J.S. *Acta Chem. Scand. B* **1994**, *48*, 439. For another method, in which the NH in the product is connected to an easily removable protecting group, see Herranz, E.; Sharpless, K.B. *J. Org. Chem.* **1980**, *45*, 2710.

¹⁸⁶⁷Bäckvall, J.E.; Björkman, E.E. *Acta Chem. Scand. Ser. B* **1984**, *38*, 91; Bäckvall, J.E.; Bystrom, S.E. *J. Org. Chem.* **1982**, *47*, 1126.

¹⁸⁶⁸Ryu, J.-S.; Li, G.Y.; Marks, T.J. *J. Am. Chem. Soc.* **2003**, *125*, 12584; Li, Y.; Marks, T.J. *Organometallics* **1996**, *15*, 3770; Gagné, M.R.; Stern, C.L.; Marks, T.J. *J. Am. Chem. Soc.* **1992**, *114*, 275; Gagné, M.R.; Marks, T.J. *J. Am. Chem. Soc.* **1989**, *111*, 4108. For a review, see Hong, S.; Marks, T.J. *Acc. Chem. Res.* **2004**, *37*, 673.

¹⁸⁶⁹Gagné, M.R.; Stern, C.L.; Marks, T.J. *J. Am. Chem. Soc.* **1992**, *114*, 275; Gagné, M.R.; Marks, T.J. *J. Am. Chem. Soc.* **1989**, *111*, 4108.

¹⁸⁷⁰Li, Y.; Marks, T.J. *J. Am. Chem. Soc.* **1996**, *118*, 9295; Li, Y.; Fu, P.-F.; Marks, T.J. *Organometallics* **1994**, *13*, 439; Li, Y.; Marks, T.J. *J. Am. Chem. Soc.* **1998**, *120*, 1757; Li, Y.; Marks, T.J. *J. Am. Chem. Soc.* **1996**, *118*, 707.

¹⁸⁷¹Douglass, M.R.; Ogasawara, M.; Hong, S.; Metz, M.V.; Marks, T.J. *Organometallics* **2002**, *21*, 283; Giardello, M.A.; Conticello, V.P.; Brard, L.; Gagné, M.R.; Marks, T.J. *J. Am. Chem. Soc.* **1994**, *116*, 10241; Giardello, M.A.; Conticello, V.P.; Brard, L.; Sabat, M.; Rheingold, A.L.; Stern, C.L.; Marks, T.J. *J. Am. Chem. Soc.* **1994**, *116*, 10212; Gagné, M.R.; Brard, L.; Conticello, V.P.; Giardello, M.A.; Stern, C.L.; Marks, T.J. *Organometallics* **1992**, *11*, 2003.

¹⁸⁷²Hong, S.; Tian, S.; Metz, M.V.; Marks, T.J. *J. Am. Chem. Soc.* **2003**, *125*, 14768.


to $\text{PhHN}-\overset{\text{|}}{\underset{\text{|}}{\text{C}}}-\overset{\text{|}}{\underset{\text{|}}{\text{C}}}-\text{OH}$.¹⁸⁷³ The use of an alcohol instead of water gives the corresponding

amino ether. β -Azido alcohols are prepared by the reaction of an alkene with $\text{Me}_3\text{SiOOSiMe}_3$, Me_3SiN_3 , and 20% $(\text{Cl}_2\text{SnO})_n$, followed by treatment with aqueous acetic acid.¹⁸⁷⁴

OS VII, 223, 375.

15-53 Diamination (Addition of Nitrogen, Nitrogen)

Di(alkylarylamino)-addition



Primary (R = H) and secondary aromatic amines react with alkenes in the presence of thallium(III) acetate to give *vic*-diamines in good yields.¹⁸⁷⁵ The reaction is not successful for primary aliphatic amines. In another procedure, alkenes can be diaminated by treatment with the osmium compounds R_3NOsO (R = *t*-Bu) and R_2NOsO_2 ,¹⁸⁷⁶ analogous to the osmium compound mentioned at 15-52.¹⁸⁷⁷ The palladium-promoted method of 15-52 has also been extended to diamination.¹⁸⁷⁸ Alkenes can also be diaminated¹⁸⁷⁹ indirectly by treatment of the aminomercurial compound mentioned in 15-52 with a primary or secondary aromatic amine.¹⁸⁸⁰ The reaction of an alkene with *N*-arylsulfonyl dichloroamines, $\text{ArSO}_2\text{NCl}_2$, followed by reaction with aqueous Na_2SO_3 , gives the *anti-vic*-diacetamide.¹⁸⁸¹

Two azido groups can be added to double bonds by treatment with sodium azide and iodosobenzene in acetic acid, $\text{C}=\text{C} + \text{NaN}_3 + \text{PhIO} \rightarrow \text{N}_3-\text{C}-\text{C}-\text{N}_3$.¹⁸⁸²

¹⁸⁷³Barluenga, J.; Alonso-Cires, L.; Asensio, G. *Synthesis* **1981**, 376.

¹⁸⁷⁴Sakurada, I.; Yamasaki, S.; Kanai, M.; Shibasaki, M. *Tetrahedron Lett.* **2000**, *41*, 2415.

¹⁸⁷⁵Gómez Aranda, V.; Barluenga, J.; Aznar, F. *Synthesis* **1974**, 504.

¹⁸⁷⁶Chong, A.O.; Oshima, K.; Sharpless, K.B. *J. Am. Chem. Soc.* **1977**, *99*, 3420. See also, Sharpless, K.B.; Singer, S.P. *J. Org. Chem.* **1976**, *41*, 2504.

¹⁸⁷⁷For a X-ray structure of the osmium intermediate, see Muñiz, K.; Iesato, A.; Nieger, M. *Chem. Eur. J.* **2003**, *9*, 5581.

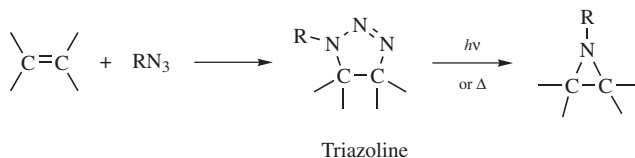
¹⁸⁷⁸Bäckvall, J. *Tetrahedron Lett.* **1978**, 163.

¹⁸⁷⁹For other diamination methods, see Michejda, C.J.; Campbell, D.H. *J. Am. Chem. Soc.* **1979**, *101*, 7687; Becker, P.N.; White, M.A.; Bergman, R.G. *J. Am. Chem. Soc.* **1980**, *102*, 5676; Becker, P.N.; Bergman, R.G. *Organometallics* **1983**, *2*, 787; Jung, S.; Kohn, H. *Tetrahedron Lett.* **1984**, *25*, 399; *J. Am. Chem. Soc.* **1985**, *107*, 2931; Osowska-Pacewicka, K.; Zwierzak, A. *Synthesis* **1990**, 505.

¹⁸⁸⁰Barluenga, J.; Alonso-Cires, L.; Asensio, G. *Synthesis* **1979**, 962.

¹⁸⁸¹Li, G.; Kim, S.H.; Wei, H.-X. *Tetrahedron Lett.* **2000**, *41*, 8699.

¹⁸⁸²Moriarty, R.M.; Khosrowshahi, J.S. *Tetrahedron Lett.* **1986**, *27*, 2809. For other methods, see Minisci, F.; Galli, R. *Tetrahedron Lett.* **1962**, 533; Fristad, W.E.; Brandvold, T.A.; Peterson, J.R.; Thompson, S.R. *J. Org. Chem.* **1985**, *50*, 3647.

15-54 Formation of Aziridines (Addition of Nitrogen, Nitrogen)*epi-Arylimino-addition*, and so on.

Aziridines can be prepared directly from double-bond compounds by photolysis or thermolysis of a mixture of the substrate and an azide.¹⁸⁸³ The reaction has been carried out with R = aryl, cyano, EtOOC, and RSO₂, as well as other groups. The reaction can take place by at least two pathways.

In one pathway a 1,3-dipolar addition (**15-58**) takes place to give a triazoline (which can be isolated), followed thermal by extrusion of nitrogen (**17-34**). Evidence for the nitrene pathway is most compelling for R = acyl groups. In the other, the azide is converted to a nitrene, which adds to the double bond in a manner analogous to that of carbene addition (**15-64**). Sulfonyloxy amines, such as ArSO₂ONHCO₂Et, form an aziridine when treated with CaO in the presence of a conjugated carbonyl compound.¹⁸⁸⁴ In the presence of copper,¹⁸⁸⁵ cobalt,¹⁸⁸⁶ or rhodium complexes,¹⁸⁸⁷ ethyl diazoacetate adds to imines to give aziridines. Diazirines (p. 288) with *n*-butyllithium converted conjugated amides to the α,β -aziridino amide.¹⁸⁸⁸ Calcium oxide has also been used to generate the nitrene,¹⁸⁸⁹ including nitrene precursors that have an attached chiral ester.¹⁸⁹⁰ Other specialized reagents have also been used.¹⁸⁹¹ As discussed on p. 293, singlet nitrenes add stereospecifically while triplet nitrenes do not. Diphenyl sulfimide (Ph₂SNH) converts

¹⁸⁸³For reviews, see Dermer, O.C.; Ham, G.E. *Ethylenimine and Other Aziridines*, Academic Press, NY, **1969**, pp. 68–79; Muller, L.L.; Hamer, J. *1,2-Cycloaddition Reactions*, Wiley, NY, **1967**.

¹⁸⁸⁴Fioravanti, S.; Pellacani, L.; Tabanella, S.; Tardella, P.A. *Tetrahedron* **1998**, *54*, 14105; Fioravanti, S.; Morreale, A.; Pellacani, L.; Tardella, P.A. *Synthesis* **2001**, 1975. For an enantioselective version of this reaction using a chiral ester auxiliary, see Fioravanti, S.; Morreale, A.; Pellacani, L.; Tardella, P.A. *J. Org. Chem.* **2002**, *67*, 4972.

¹⁸⁸⁵Li, Z.; Zheng, Z.; Chen, H. *Tetrahedron Asymmetry* **2000**, *11*, 1157; Wong, H.L.; Tian, Y.; Chan, K.S. *Tetrahedron Lett.* **2000**, *41*, 7723; Sanders, C.J.; Gillespie, K.M.; Scott, P. *Tetrahedron Asymmetry* **2001**, *12*, 1055; Ma, J.-A.; Wang, L.-X.; Zhang, W.; Zhou, W.; Zhou, Q.-L. *Tetrahedron Asymmetry* **2001**, *12*, 2801.

¹⁸⁸⁶Ikeno, T.; Nishizuka, A.; Sato, M.; Yamada, T. *Synlett* **2001**, 406.

¹⁸⁸⁷Mohan, J.M.; Uphade, T.S.S.; Choudhary, V.R.; Ravindranathan, T.; Sudalai, A. *Chem. Commun.* **1997**, 1429; Moran, M.; Bernardinelli, G.; Müller, P. *Helv. Chim. Acta* **1995**, *78*, 2048.

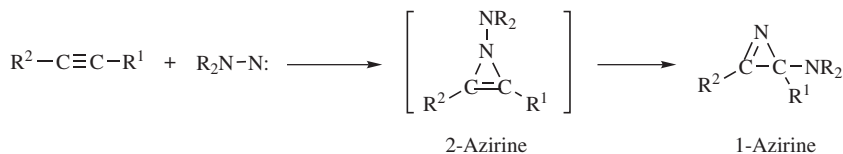
¹⁸⁸⁸Hori, K.; Sugihara, H.; Ito, Y.N.; Katsuki, T. *Tetrahedron Lett.* **1999**, *40*, 5207; Ishihara, H.; Ito, Y.N.; Katsuki, T. *Chem. Lett.* **2001**, 984.

¹⁸⁸⁹Carducci, M.; Fioravanti, S.; Loreta, M.A.; Pellacani, L.; Tardella, P.A. *Tetrahedron Lett.* **1996**, *37*, 3777.

¹⁸⁹⁰Fioravanti, S.; Morreale, A.; Pellacani, L.; Tardella, P.A. *Tetrahedron Lett.* **2003**, *44*, 3031.

¹⁸⁹¹Aires-de-Sousa, J.; Labo, A.M.; Prabhakar, S. *Tetrahedron Lett.* **1996**, *37*, 3183.

Michael-type substrates to the corresponding aziridines.¹⁸⁹² Aminonitrenes ($R_2NN:$) have been shown to add to alkenes¹⁸⁹³ to give *N*-substituted aziridines and to triple bonds to give 1-azirines, which arise from rearrangement of the initially formed 2-azirines.¹⁸⁹⁴ Like oxirenes (see **15-50**), 2-azirines are unstable, probably because of anti-aromaticity. 1-Azirines can be reduced to give chiral aziridines.¹⁸⁹⁵



An alternative preparation of aziridines reacts an alkene with iodine and chloramine-T, generating the corresponding *N*-tosyl aziridine.¹⁸⁹⁶ Chloramine T and NBS also gives the *N*-tosyl aziridine,¹⁸⁹⁷ and bromamine-T ($TsNBr^-Na^+$) has been used in a similar manner,¹⁸⁹⁸ and also $TsNIK$.¹⁸⁹⁹ Diazoalkanes react with imines to give aziridines.¹⁹⁰⁰ Another useful reagent is $NsN=I\text{Ph}$, which reacts with alkenes in the presence of rhodium compounds¹⁹⁰¹ or $Cu(OTf)_2$ ¹⁹⁰² to give *N*-Ns aziridines. Other sulfonamide reagents can be used,¹⁹⁰³ including $PhI=NTs$.¹⁹⁰⁴ Enantioselective aziridination is possible using this reaction with

¹⁸⁹²Furukawa, N.; Yoshimura, T.; Ohtsu, M.; Akasaka, T.; Oae, S. *Tetrahedron* **1980**, *36*, 73. For other methods, see Groves, J.T.; Takahashi, T. *J. Am. Chem. Soc.* **1983**, *105*, 2073; Mahy, J.; Bedi, G.; Battioni, P.; Mansuy, D. *J. Chem. Soc. Perkin Trans. 2*, **1988**, 1517; Atkinson, R.S.; Kelly, B.J. *J. Chem. Soc. Perkin Trans. 1*, **1989**, 1515.

¹⁸⁹³Siu, T.; Yudin, A.K. *J. Am. Chem. Soc.* **2002**, *124*, 530.

¹⁸⁹⁴Anderson, D.J.; Gilchrist, T.L.; Rees, C.W. *Chem. Commun.* **1969**, 147.

¹⁸⁹⁵Roth, P.; Andersson, P.G.; Somfai, P. *Chem. Commun.* **2002**, 1752.

¹⁸⁹⁶Ando, T.; Kano, D.; Minakata, S.; Ryu, I.; Komatsu, M. *Tetrahedron* **1998**, *54*, 13485. For the use of $TsNCl_2$, see Chen, D.; Timmons, C.; Guo, L.; Xu, X.; Li, G. *Synthesis* **2004**, 2479.

¹⁸⁹⁷Thakur, V.V.; Sudalai, A. *Tetrahedron Lett.* **2003**, *44*, 989.

¹⁸⁹⁸Vyas, R.; Chanda, B.M.; Bedekar, A.V. *Tetrahedron Lett.* **1998**, *39*, 4715; Hayer, M.F.; Hossain, M.M. *J. Org. Chem.* **1998**, *63*, 6839. This reaction was catalyzed by $CuCl_2$ with microwave irradiation, see Chanda, B.M.; Vyas, R.; Bedekar, A.V. *J. Org. Chem.* **2001**, *66*, 30. Iron catalysts have been used, see Vyas, R.; Gao, G.-Y.; Hardin, J.D.; Zhang, X.P. *Org. Lett.* **2003**, *6*, 1907.

¹⁸⁹⁹Jain, S.L.; Sain, B. *Tetrahedron Lett.* **2003**, *44*, 575.

¹⁹⁰⁰Casarrubios, L.; Pérez, J.A.; Brookhart, M.; Templeton, J.L. *J. Org. Chem.* **1996**, *61*, 8358.

¹⁹⁰¹Müller, P.; Baud, C.; Jacquier, Y. *Tetrahedron* **1996**, *52*, 1543. Also see, Södergren, M.J.; Alonso, D.A.; Bedekar, A.V.; Andersson, P.G. *Tetrahedron Lett.* **1997**, *38*, 6897.

¹⁹⁰²Knight, J.G.; Muldowney, M.P. *Synlett* **1995**, 949. See also, Dauben, P.; Sanière, L.; Tarrade, A.; Dodd, R.H. *J. Am. Chem. Soc.* **2001**, *123*, 7707; Shi, M.; Wang, C.-J.; Chan, A.S.C. *Tetrahedron Asymmetry* **2001**, *12*, 3105.

¹⁹⁰³ $PhI=NSO_2CH_2CCl_3$; GuthiKonda, K.; Du Bois, J. *J. Am. Chem. Soc.* **2002**, *124*, 13672. See also, Di Chenna, P.H.; Robert-Peillard, F.; Dauban, P.; Dodd, R.H. *Org. Lett.* **2004**, *6*, 4503; Kwong, H.-L.; Liu, D.; Chan, K.-Y.; Lee, C.-S.; Huang, K.-H.; Che, C.-M. *Tetrahedron Lett.* **2004**, *45*, 3965.

¹⁹⁰⁴Vedernikov, A.N.; Caulton, K.G. *Org. Lett.* **2003**, *5*, 2591; Cui, Y.; He, C. *J. Am. Chem. Soc.* **2003**, *125*, 16202. $PhI=NSO_2CH_2CH_2SiMe_3$; Dauban, P.; Dodd, R.H. *J. Org. Chem.* **1999**, *64*, 5304, and see Nishimura, M.; Minakata, S.; Takahashi, T.; Oderaotoshi, Y.; Komatsu, M. *J. Org. Chem.* **2002**, *67*, 2101.

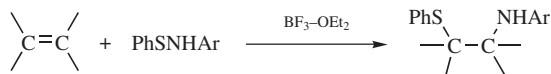
chiral ligands.¹⁹⁰⁵ This reagent has been used in ionic liquids with a copper catalyst.¹⁹⁰⁶ Such reactions are catalyzed by palladium¹⁹⁰⁷ and methyl trioxorhenium (MeReO₃) can be used in these reactions.¹⁹⁰⁸ Manganese–salen catalysts have also been used with this reagent.¹⁹⁰⁹ A nitrido manganese–salen complex was also used with ditosyl anhydride, converting a conjugated diene to an allylic *N*-tosylaziridine.¹⁹¹⁰

Nitrenes can also add to aromatic rings to give ring-expansion products analogous to those mentioned in **15-62**.¹⁹¹¹

OS VI, 56.

15-55 Aminosulfenylation (Addition of Nitrogen, Sulfur)

Arylamino-arylthio-addition



An amino and an arylthio group can be added to a double bond by treatment with a sulfenamide PhSNHAr in the presence of BF₃-etherate.¹⁹¹² The addition is anti, and the mechanism probably involves a thiiranium ion.¹⁹¹³ In another aminosulfenylation procedure, the substrate is treated with dimethyl(methylthio)sulfonium fluoroborate (MeSSMe₂ BF₄⁻) and ammonia or an amine,¹⁹¹⁴ the latter acting as a nucleophile. This reaction was extended to other nucleophiles:¹⁹¹⁵ N₃⁻,¹⁹¹⁶

¹⁹⁰⁵See Gillespie, K.M.; Sanders, C.J.; O'Shaughnessy, P.; Westmoreland, I.; Thickitt, C.P.; Cott, P. *J. Org. Chem.* **2002**, *67*, 3450.

¹⁹⁰⁶In bmim BF₄, 1-butyl-3-methylimidazolium tetrafluoroborate: Kantam, M.L.; Neeraja, V.; Kavita, B.; Haritha, Y. *Synlett* **2004**, 525.

¹⁹⁰⁷Antunes, A.M.M.; Marto, S.J.L.; Branco, P.S.; Prabhakar, S.; Lobo, A.M. *Chem. Commun.* **2001**, 405.

¹⁹⁰⁸Jean, H.-J.; Nguyen, S.B.T. *Chem. Commun.* **2001**, 235.

¹⁹⁰⁹O'Connor, K.J.; Wey, S.-J.; Burrows, C.J. *Tetrahedron Lett.* **1992**, *33*, 1001; Nishikori, H.; Katsuki, T. *Tetrahedron Lett.* **1996**, *37*, 9245; Noda, K.; Hosoya, N.; Irie, R.; Ito, Y.; Katsuki, T. *Synlett* **1993**, 469.

¹⁹¹⁰Nishimura, M.; Minakata, S.; Thonchant, S.; Ryu, I.; Komatsu, M. *Tetrahedron Lett.* **2000**, *41*, 7089.

¹⁹¹¹For example, see Hafner, K.; König, C. *Angew. Chem. Int. Ed.* **1963**, *2*, 96; Lwowski, W.; Johnson, R.L. *Tetrahedron Lett.* **1967**, 891.

¹⁹¹²Benati, L.; Montavecchi, P.C.; Spagnolo, P. *Tetrahedron Lett.* **1984**, *25*, 2039. See also, Brownbridge, P. *Tetrahedron Lett.* **1984**, *25*, 3759.

¹⁹¹³See Ref. 21.

¹⁹¹⁴Trost, B.M.; Shibata, T. *J. Am. Chem. Soc.* **1982**, *104*, 3225; Caserio, M.C.; Kim., J.K. *J. Am. Chem. Soc.* **1982**, *104*, 3231.

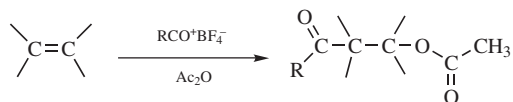
¹⁹¹⁵Trost, B.M.; Shibata, T.; Martin, S.J. *J. Am. Chem. Soc.* **1982**, *104*, 3228; Trost, B.M.; Shibata, T. *J. Am. Chem. Soc.* **1982**, *104*, 3225. For an extension that allows A to be C≡CR, see Trost, B.M.; Martin, S.J. *J. Am. Chem. Soc.* **1984**, *106*, 4263.

¹⁹¹⁶Sreekumar, R.; Padmakumar, R.; Rugmini, P. *Chem. Commun.* **1997**, 1133.

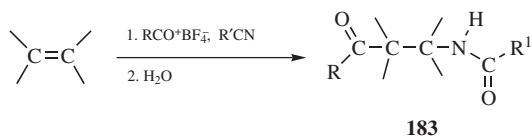
NO_2^- , CN^- , OH^- , and OAc^- to give $\text{MeS}-\overset{\text{O}}{\underset{\text{O}}{\text{C}}}-\overset{\text{O}}{\underset{\text{O}}{\text{C}}}-\text{A}$, where $\text{A} = \text{N}_3, \text{NO}_2, \text{CN}, \text{OH}$, and OAc , respectively. An RS ($\text{R} = \text{alkyl or aryl}$) and an NHCOMe group have been added in an electrochemical procedure.¹⁹¹⁷

15-56 Acylacyloxylation and Acylamidation (Addition of Oxygen, Carbon, or Nitrogen, Carbon)

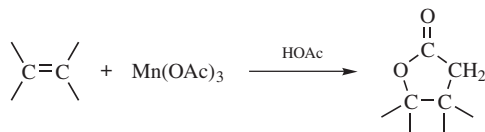
Acyl-acyloxy-addition



An acyl and an acyloxy group can be added to a double bond by treatment with an acyl fluoroborate and acetic anhydride.¹⁹¹⁸ As expected, the addition follows Markovnikov's rule, with the electrophile Ac^+ going to the carbon with more hydrogens. In an analogous reaction, an acyl and an amido group can be added to give **183**, if a nitrile is used in place of the anhydride. Similarly, halo acetoxylation is known.¹⁹¹⁹ This reaction has also been carried out on triple bonds, to give the unsaturated analogs of **183** (syn addition).¹⁹²⁰



15-57 The Conversion of Alkenes to γ -Lactones (Addition of Oxygen, Carbon)



This reaction is clearly related to forming esters and lactones by reaction of carboxylic acids with alkenes (**15-6**), but the manganese reagent leads to

¹⁹¹⁷Bewick, A.; Coe, D.E.; Mellor, J.M.; Owton, M.W. *J. Chem. Soc. Perkin Trans. 1*, **1985**, 1033.

¹⁹¹⁸Shastin, A.V.; Balenkova, E.S. *J. Org. Chem. USSR* **1984**, 20, 870.

¹⁹¹⁹Hashem, Md.A.; Jung, A.; Ries, M.; Kirschning, A. *Synlett* **1998**, 195.

¹⁹²⁰Gridnev, I.D.; Balenkova, E.S. *J. Org. Chem. USSR* **1988**, 24, 1447.

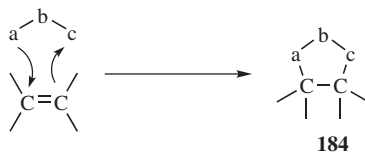
differences. Alkenes react with manganese(III) acetate to give γ -lactones.¹⁹²¹ The mechanism is probably free radical, involving addition of $\bullet\text{CH}_2\text{COOH}$ to the double bond. Ultrasound improves the efficiency of the reaction.¹⁹²² In a related reaction, cyclohexene reacted with $\text{MeO}_2\text{CCH}_2\text{CO}_2\text{K}$ and $\text{Mn}(\text{OAc})_3$ to give an α -carbomethoxy bicyclic lactone.¹⁹²³ The use of dimethyl malonate and ultrasound in this reaction gave the same type of product.¹⁹²⁴ Lactone formation has also been accomplished by treatment of alkenes with α -bromo carboxylic acids in the presence of benzoyl peroxide as catalyst,¹⁹²⁵ and with alkylidene chromium pentacarbonyl complexes.¹⁹²⁶ Alkenes can also be converted to γ -lactones by indirect routes.¹⁹²⁷ Chromium-carbene complexes add to alkenes to give β -lactones using ultrasound.¹⁹²⁸

An intramolecular variation of this reaction is known, involving amides, which generates a lactam.¹⁹²⁹

OS VII, 400.

For addition of aldehydes and ketones, see the Prins reaction (16-54), and reactions 16-95 and 16-96.

15-58 1,3-Dipolar Addition (Addition of Oxygen, Nitrogen, Carbon)



There are a large group of reactions ($[3 + 2]$ -cycloadditions) in which five-membered heterocyclic compounds are prepared by addition of 1,3-dipolar compounds to double bonds. This reaction is quite useful in the synthesis of alkaloids,¹⁹³⁰ including asymmetric syntheses.¹⁹³¹ These dipolar compounds have a

¹⁹²¹Bush Jr., J.B.; Finkbeiner, H. *J. Am. Chem. Soc.* **1968**, *90*, 5903; Heiba, E.I.; Dessau, R.M.; Koehl, Jr., W.J. *J. Am. Chem. Soc.* **1968**, *90*, 5905; Heiba, E.I.; Dessau, R.M.; Rodewald, P.G. *J. Am. Chem. Soc.* **1974**, *96*, 7977; Midgley, G.; Thomas, C.B. *J. Chem. Soc. Perkin Trans. 2*, **1984**, 1537; Ernst, A.B.; Fristad, W.E. *Tetrahedron Lett.* **1985**, *26*, 3761; Shundo, R.; Nishiguchi, I.; Matsubara, Y.; Hirashima, T. *Tetrahedron* **1991**, *47*, 831. See also, Corey, E.J.; Gross, A.W. *Tetrahedron Lett.* **1985**, *26*, 4291.

¹⁹²²D'Annibale, A.; Trogolo, C. *Tetrahedron Lett.* **1994**, *35*, 2083.

¹⁹²³Lamarque, L.; Méou, A.; Brun, P. *Tetrahedron* **1998**, *54*, 6497.

¹⁹²⁴Allegretti, M.; D'Annibale, A.; Trogolo, C. *Tetrahedron* **1993**, *49*, 10705.

¹⁹²⁵Nakano, T.; Kayama, M.; Nagai, Y. *Bull. Chem. Soc. Jpn.* **1987**, *60*, 1049. See also, Kraus, G.A.; Landgrebe, K. *Tetrahedron Lett.* **1984**, *25*, 3939.

¹⁹²⁶Wang, S.L.B.; Su, J.; Wulff, W.D. *J. Am. Chem. Soc.* **1992**, *114*, 10665.

¹⁹²⁷See, for example, Boldt, P.; Thielecke, W.; Etzemüller, J. *Chem. Ber.* **1969**, *102*, 4157; Das Gupta, T.K.; Felix, D.; Kempe, U.M.; Eschenmoser, A. *Helv. Chim. Acta* **1972**, *55*, 2198; Bäuml, E.; Tscheschlok, K.; Pock, R.; Mayr, H. *Tetrahedron Lett.* **1988**, *29*, 6925.

¹⁹²⁸Caldwell, J.J.; Harrity, J.P.A.; Heron, N.M.; Kerr, W.J.; McKendry, S.; Middlemiss, D. *Tetrahedron Lett.* **1999**, *40*, 3481; Caldwell, J.J.; Kerr, W.J.; McKendry, S. *Tetrahedron Lett.* **1999**, *40*, 3485.

¹⁹²⁹Davies, D.T.; Kapur, N.; Parsons, A.F. *Tetrahedron Lett.* **1998**, *39*, 4397.

¹⁹³⁰See Brogini, G.; Zecchi, G. *Synthesis* **1999**, 905.

¹⁹³¹Karlsson, S.; Högberg, H.-E. *Org. Prep. Proceed. Int.* **2001**, *33*, 103.

sequence of three atoms $a-b-c$, of which a has a sextet of electrons in the outer shell and c an octet with at least one unshared pair (see Table 15.3).¹⁹³² The reaction can then be formulated as shown to generate **184**. Note that the initial reaction of potassium permanganate (**15-48**) occurs by [3 + 2]-cycloaddition to give a manganate ester (**171**).¹⁹³³ [3+2]-Cycloadditions occur with other metal oxides.¹⁹³⁴ Hydrazones have also been reported to give [3 + 2]-cycloadditions.¹⁹³⁵

1,3-Dipoles of the type shown in Table 15.3 have an atom with six electrons in the outer shell, which is usually unstable, and such compounds will delocalize the charge to alleviate this electronic arrangement (they are resonance stabilized). 1,3-Dipolar compounds can be divided into two main types:

1. Those in which the dipolar canonical form has a double bond on the sextet atom and the other canonical form has a triple bond on that atom:



¹⁹³²For a treatise, see Padwa, A. *1,3-Dipolar Cycloaddition Chemistry* 2 vols., Wiley, NY, **1984**. For general reviews, see Carruthers, W. *Cycloaddition reactions in Organic Synthesis*, Pergamon, Elmsford, NY, **1990**; Drygina, O.V.; Garnovskii, A.D. *Russ. Chem. Rev.* **1986**, *55*, 851; Samuilov, Ya.D.; Konovalev, A.I. *Russ. Chem. Rev.* **1984**, *53*, 332; Beltrame, P., in Bamford, C.H.; Tipper, C.F.H. *Comprehensive Chemical Kinetics*, Vol. 9, Elsevier, NY, **1973**, pp. 117–131; Huisgen, R.; Grashey, R.; Sauer, J., in Patai, S. *The Chemistry of Alkenes*, Vol. 1, Wiley, NY, **1964**, pp. 806–878; Huisgen, R. *Helv. Chim. Acta* **1967**, *50*, 2421; *Bull. Soc. Chim. Fr.* **1965**, 3431; *Angew. Chem. Int. Ed.* **1963**, *2*, 565, 633. For specific monographs and reviews, see Torssell, K.B.G. *Nitrile Oxides, Nitrones, and Nitronates in Organic Synthesis*; VCH, NY, **1988**; Scriven, E.F.V. *Azides and Nitrenes*; Academic Press, NY, **1984**; Stanovnik, B. *Tetrahedron* **1991**, *47*, 2925 (diazoalkanes); Kanemasa, S.; Tsuge, O. *Heterocycles* **1990**, *30*, 719 (nitrile oxides); Paton, R.M. *Chem. Soc. Rev.* **1989**, *18*, 33 (nitrile sulfides); Terao, Y.; Aono, M.; Achiwa, K. *Heterocycles* **1988**, *27*, 981 (azomethine ylids); Vedejs, E. *Adv. Cycloaddit.* **1988**, *1*, 33 (azomethine ylids); DeShong, P.; Lander, Jr., S.W.; Leginus, J.M.; Dicken, C.M. *Adv. Cycloaddit.* **1988**, *1*, 87 (nitrones); Balasubramanian, N. *Org. Prep. Proced. Int.* **1985**, *17*, 23 (nitrones); Confalone, P.N.; Huie, E.M. *Org. React.* **1988**, *36*, 1 (nitrones); Padwa, A., in Horspool, W.M. *Synthetic Organic Photochemistry*, Plenum, NY, **1984**, pp. 313–374 (nitrile ylids); Bianchi, G.; Gandolfi, R.; Grünanger, P., in Patai, S.; Rappoport, Z. *The Chemistry of Functional Groups, Supplement C*, pt. 1, Wiley, NY, **1983**, pp. 752–784 (nitrile oxides); Black, D.S.; Crozier, R.F.; Davis, V.C. *Synthesis* **1975**, 205 (nitrones); Stuckwisch, C.G. *Synthesis* **1973**, 469 (azomethine ylids, azomethine imines). For reviews of intramolecular 1,3-dipolar additions, see Padwa, A., in Padwa, A. treatise cited above, Vol. 2, pp. 277–406; Padwa, A.; Schoffstall, A.M. *Adv. Cycloaddit.* **1990**, *2*, 1; Tsuge, O.; Hatta, T.; Hisano, T., in Patai, S. *Supplement A: The Chemistry of Double-bonded Functional Groups*, Vol. 2, pt. 1, Wiley, NY, **1989**, pp. 345–475; Padwa, A. *Angew. Chem. Int. Ed.* **1976**, *15*, 123. For a review of azomethine ylids, see Tsuge, O.; Kanemasa, S. *Adv. Heterocycl. Chem.* **1989**, *45*, 231. For reviews of 1,3-dipolar cycloreversions, see Bianchi, G.; Gandolfi, R. in Padwa, A. treatise cited above, Vol. 2, pp. 451–542; Bianchi, G.; De Micheli, C.; Gandolfi, R. *Angew. Chem. Int. Ed.* **1979**, *18*, 721. For a related review, see Petrov, M.L.; Petrov, A.A. *Russ. Chem. Rev.* **1987**, *56*, 152. For the use of this reaction to synthesize natural products, see papers in *Tetrahedron* **1985**, *41*, 3447.

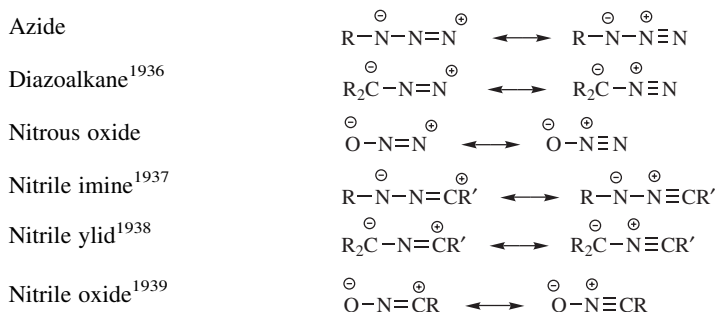
¹⁹³³Houk, K.N.; Strassner, T. *J. Org. Chem.* **1999**, *64*, 800.

¹⁹³⁴See Gisdakis, P.; Rösch, N. *J. Am. Chem. Soc.* **2001**, *123*, 697.

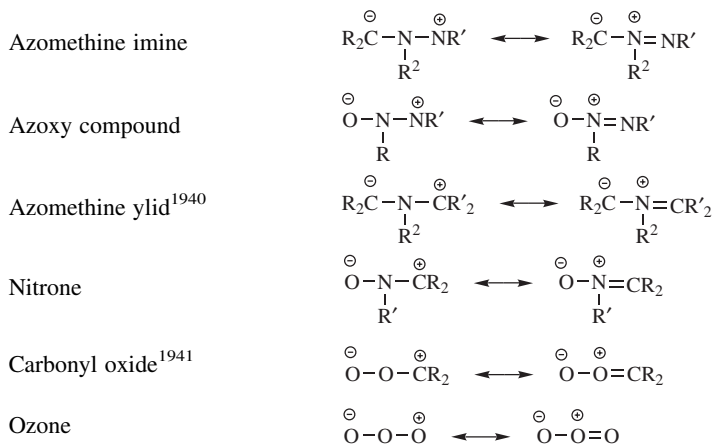
¹⁹³⁵Kobayashi, S.; Hirabayashi, R.; Shimizu, H.; Ishitani, H.; Yamashita, Y. *Tetrahedron Lett.* **2003**, *44*, 3351.

TABLE 15.3. Some Common 1,3-Dipolar Compounds

Type 1



Type 2



If we limit ourselves to the first row of the periodic table, *b* can only be nitrogen, *c* can be carbon or nitrogen, and *a* can be carbon, oxygen, or

¹⁹³⁶See Baskaran, S.; Vasu, J.; Prasad, R.; Kodukulla, K.; Trivedi, G.K. *Tetrahedron* **1996**, *52*, 4515.

¹⁹³⁷Foti, F.; Grassi, G.; Risitano, F. *Tetrahedron Lett.* **1999**, *40*, 2605.

¹⁹³⁸Raposo, C.; Wilcox, C.S. *Tetrahedron Lett.* **1999**, *40*, 1285.


¹⁹³⁹See Nishiwaki, N.; Uehara, T.; Asaka, N.; Tohda, Y.; Ariga, M.; Kanemasa, S. *Tetrahedron Lett.* **1998**, *39*, 4851; Jung, M.E.; Vu, B.T. *Tetrahedron Lett.* **1996**, *37*, 451; Weidner-Wells, M.A.; Fraga, S.A.; Demers, J.P. *Tetrahedron Lett.* **1994**, *35*, 6473; Easton, C.J.; Hughes, C.M.; Tiekink, E.R.T.; Lubin, C.E.; Savage, G.P.; Simpson, G.W. *Tetrahedron Lett.* **1994**, *35*, 3589; Brown, F.K.; Raimondi, L.; Wu, Y.-D.; Houk, K.N. *Tetrahedron Lett.* **1992**, *33*, 4405; Raimondi, L.; Wu, Y.-D.; Brown, F.K.; Houk, K.N. *Tetrahedron Lett.* **1992**, *33*, 4409. For a synthesis of nitrile oxides, see Muri, D.; Bode, J.W.; Carreira, E.M. *Org. Lett.* **2000**, *2*, 539. Nitrolic acids are precursors, see Matt, C.; Gissot, A.; Wagner, A.; Mioskowski, C. *Tetrahedron Lett.* **2000**, *41*, 1191.

¹⁹⁴⁰For a review, see Pearson, W.H.; Stoy, P. *Synlett* **2003**, 903. For chloroiminium salts as precursors, see Anderson, R.J.; Batsanov, A.S.; Belskaia, N.; Groundwater, P.W.; Meth-Cohn, O.; Zaytsev, A. *Tetrahedron Lett.* **2004**, *45*, 943.

¹⁹⁴¹See Iesce, M.R.; Cermola, F.; Giordano, F.; Scarpati, R.; Graziano, M.L. *J. Chem. Soc. Perkin Trans. 1*, **1994**, 3295; McCullough, K.J.; Sugimoto, T.; Tanaka, S.; Kusabayashi, S.; Nojima, M. *J. Chem. Soc. Perkin Trans. 1*, **1994**, 643.

nitrogen; hence there are six types. Among these are azides ($a = b = c = \text{N}$) and diazoalkanes.

2. Those in which the dipolar canonical form has a single bond on the sextet atom and the other form has a double bond:



Here b can be nitrogen or oxygen, and a and c can be nitrogen, oxygen, or carbon, but there are only 12 types, since, for example, $\text{N}-\text{N}-\text{C}$ is only another form of $\text{C}-\text{N}-\text{N}$. Examples are shown in Table 15.3.

Of the 18 systems, some of which are unstable and must be generated *in situ*,¹⁹⁴² the reaction has been accomplished for at least 15, but not in all cases with a carbon–carbon double bond (the reaction also can be carried out with other double bonds¹⁹⁴³). Not all alkenes undergo 1,3-dipolar addition equally well. The reaction is most successful for those that are good dienophiles in the Diels–Alder reaction (15-60). The addition is stereospecific and syn, and the mechanism is probably a one-step concerted process,¹⁹⁴⁴ as illustrated above,¹⁹⁴⁵ largely controlled by Frontier Molecular Orbital considerations.¹⁹⁴⁶ In-plane aromaticity has been invoked for these dipolar cycloadditions.¹⁹⁴⁷ As expected for this type of mechanism, the rates do not vary much with changes in solvent,¹⁹⁴⁸ although rate acceleration has been observed in ionic liquids.¹⁹⁴⁹ Nitrile oxide cycloadditions have also been done in supercritical carbon dioxide.¹⁹⁵⁰ There are no simple rules

¹⁹⁴²For a review of some aspects of this, see Grigg, R. *Chem. Soc. Rev.* **1987**, 16, 89.

¹⁹⁴³For a review of 1,3-dipolar addition to other double bonds, see Bianchi, G.; De Micheli, C.; Gandolfi, R., in Patai, S. *Supplement A: The Chemistry of Double-Bonded Functional Groups*, pt. 1, Wiley, NY, **1977**, pp. 369–532. For a review of such addition to the $\text{C}=\text{S}$ bond, see Dunn, A.D.; Rudorf, W. *Carbon Disulfide in Organic Chemistry*, Wiley, NY, **1989**, pp. 97–119.

¹⁹⁴⁴Di Valentin, C.; Freccero, M.; Gandolfi, R.; Rastelli, A. *J. Org. Chem.* **2000**, 65, 6112. For a theoretical study of transition states, see Lu, X.; Xu, X.; Wang, N.; Zhang, Q. *J. Org. Chem.* **2002**, 67, 515. For a theoretical study of stepwise vs. concerted reactions, see DiValentin, C.; Freccero, M.; Gandolfi, R.; Rastelli, A. *J. Org. Chem.* **2000**, 65, 6112. For a discussion of loss of concertedness in reactions of azomethine ylids, see Vivanco, S.; Lecea, B.; Arrieta, A.; Prieto, P.; Morao, I.; Linden, A.; Cossío, F.P. *J. Am. Chem. Soc.* **2000**, 122, 6078.

¹⁹⁴⁵For a review, see Huisgen, R. *Adv. Cycloaddit.* **1988**, 1, 1. For discussions, see Huisgen, R. *J. Org. Chem.* **1976**, 41, 403; Firestone, R.A. *Tetrahedron* **1977**, 33, 3009; Harcourt, R.D. *Tetrahedron* **1978**, 34, 3125; Haque, M.S. *J. Chem. Educ.* **1984**, 61, 490; Al-Sader, B.H.; Kadri, M. *Tetrahedron Lett.* **1985**, 26, 4661; Houk, K.N.; Firestone, R.A.; Munchausen, L.L.; Mueller, P.H.; Arison, B.H.; Garcia, L.A. *J. Am. Chem. Soc.* **1985**, 107, 7227; Majchrzak, M.W.; Warkentin, J. *J. Phys. Org. Chem.* **1990**, 3, 339.

¹⁹⁴⁶Caramella, P.; Gandour, R.W.; Hall, J.A.; Deville, C.G.; Houk, K.N. *J. Am. Chem. Soc.* **1977**, 99, 385, and references cited therein.

¹⁹⁴⁷Morao, I.; Lecea, B.; Cossío, F.P. *J. Org. Chem.* **1997**, 62, 7033; Cossío, F.P.; Marao, I.; Jiao, H.; Schleyer, P.v.R. *J. Am. Chem. Soc.* **1999**, 121, 6737.

¹⁹⁴⁸For a review of the role of solvents in this reaction, see Kadaba, P.K. *Synthesis* **1973**, 71.

¹⁹⁴⁹Dubreuil, J.F.; Bazureau, J.P. *Tetrahedron Lett.* **2000**, 41, 7351.

¹⁹⁵⁰Lee, C.K.Y.; Holmes, A.B.; Al-Duri, B.; Leeke, G.A.; Santos, R.C.D.; Seville, J.P.K. *Chem. Commun.* **2004**, 2622.

covering orientation in 1,3-dipolar additions. The regioselectivity has been explained by molecular-orbital treatments,¹⁹⁵¹ where overlap of the largest orbital coefficients of the atoms forming the new bonds leads to the major regioisomer. When the 1,3-dipolar compound is a thiocarbonyl ylid ($R_2C=S^+-CH_2^-$) the addition has been shown to be nonstereospecific with certain substrates but stereospecific with others, indicating a nonsynchronous mechanism in these cases, and in fact, a diionic intermediate (see mechanism *c* on p. 1224) has been trapped in one such case.¹⁹⁵² In a theoretical study of the 1,3-dipolar cycloadditions (diazomethane and ethene; fulminic acid [$H-C\equiv N-O$] and ethyne),¹⁹⁵³ calculations based on valence bond descriptions suggest that many concerted 1,3-dipolar cycloaddition reactions follow an electronic heterolytic mechanism where the movement of well-identifiable orbital pairs are retained along the entire reaction path from reactants to product.¹⁹⁵⁴

An antibody-catalyzed [3 + 2]-cycloaddition has been reported.¹⁹⁵⁵ Metal assisted dipolar additions are also known.¹⁹⁵⁶

Many of the cycloadducts formed from the dipoles in Table 15.3 are unstable, leading to other products. The reaction of alkyl azides with alkenes generates triazolines (**15-54**), which extrude nitrogen ($N\equiv N$) upon heating or photolysis to give an aziridine.

[3 + 2]-Cycloaddition reactions occur intramolecularly to generate bicyclic and polycyclic compounds.¹⁹⁵⁷ The intramolecular cycloaddition of azomethine imines give bicyclic pyrrolidines for example.¹⁹⁵⁸ When diazoalkanes, including diazo acetates such as N_2CHCO_2Et react with an alkene and a chromium catalyst the initially formed product is a five-membered ring, a pyrazoline. Pyrazolines are generally unstable and extrusion of nitrogen leads to a cyclopropane.¹⁹⁵⁹

There are many cases where the [3 + 2]-cycloaddition leads to cycloadducts with high enantioselectivity.¹⁹⁶⁰ Cycloaddition of diazo esters with a cobalt catalyst having a chiral ligand leads to cyclopropane derivatives with good enantioselectivity.¹⁹⁶¹

¹⁹⁵¹For a review, see Houk, K.N.; Yamaguchi, K., in Padwa, A. *1,3-Dipolar Cycloaddition Chemistry* Vol. 2, Wiley, NY, **1984**, pp. 407–450. See also, Burdisso, M.; Gandolfi, R.; Quartieri, S.; Rastelli, A. *Tetrahedron* **1987**, *43*, 159.

¹⁹⁵²Huisgen, R.; Mloston, G.; Langhals, E. *J. Am. Chem. Soc.* **1986**, *108*, 6401; *J. Org. Chem.* **1986**, *51*, 4085; Mloston, G.; Langhals, E.; Huisgen, R. *Tetrahedron Lett.* **1989**, *30*, 5373; Huisgen, R.; Mloston, G. *Tetrahedron Lett.* **1989**, *30*, 7041.

¹⁹⁵³Karadakov, P.B.; Cooper, D.L.; Gerratt, J. *Theor. Chem. Acc.* **1998**, *100*, 222.

¹⁹⁵⁴Blavins, J.J.; Karadakov, P.B.; Cooper, D.L. *J. Org. Chem.* **2001**, *66*, 4285.

¹⁹⁵⁵Toker, J.D.; Wentworth Jr., P.; Hu, Y.; Houk, K.N.; Janda, K.D. *J. Am. Chem. Soc.* **2000**, *122*, 3244.

¹⁹⁵⁶Kanemasa, S. *Synlett* **2002**, 1371.

¹⁹⁵⁷For reviews, see Padwa, A. *Angew. Chem. Int. Ed.* **1976**, *15*, 123; Oppolzer, W. *Angew. Chem. Int. Ed.* **1977**, *16*, 10 (see pp. 18–22).

¹⁹⁵⁸Dolle, R.E.; Barden, M.C.; Brennan, P.E.; Ahmed, G.; Tran, V.; Ho, D.M. *Tetrahedron Lett.* **1999**, *40*, 2907.

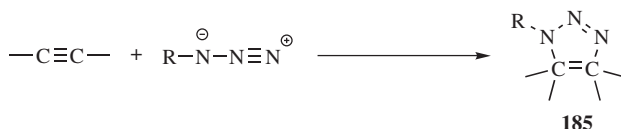
¹⁹⁵⁹Jan, D.; Simal, F.; Demonceau, A.; Noels, A.F.; Rufanov, K.A.; Ustynyuk, N.A.; Gourevitch, D.N. *Tetrahedron Lett.* **1999**, *40*, 5695.

¹⁹⁶⁰Gothelf, K.V.; Jørgensen, K.A. *Chem. Rev.* **1998**, *98*, 863.

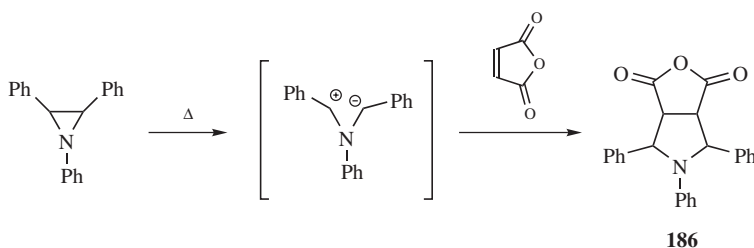
¹⁹⁶¹Niimi, T.; Uchida, T.; Irie, R.; Katsuki, T. *Tetrahedron Lett.* **2000**, *41*, 3647.

Cycloaddition of nitrones and pyrazolinones with a copper catalyst and a chiral ligand leads to pyrrolidine derivatives with good enantioselectivity.¹⁹⁶²

Conjugated dienes generally give exclusive 1,2-addition, although 1,4 addition (a [3 + 4]-cycloaddition) has been reported.¹⁹⁶³ Carbon-carbon triple bonds can also undergo 1,3-dipolar addition.¹⁹⁶⁴ For example, azides react to give triazoles, **185**.



The 1,3-dipolar reagent can in some cases be generated by the *in situ* opening of a suitable three-membered ring system. For example, aziridines open to give a zwitterion, such as **186**, which can add to activated double bonds to give pyrrolidines.¹⁹⁶⁵



Aziridines also add to $\text{C}\equiv\text{C}$ triple bonds as well as to other unsaturated linkages, including $\text{C}=\text{O}$, $\text{C}=\text{N}$, and $\text{C}\equiv\text{N}$.¹⁹⁶⁶ In some of these reactions it is a C–N bond of the aziridine that opens rather than the C–C bond.

For other [3 + 2]-cycloadditions, see **15-59**.

OS V, 957, 1124; VI, 592, 670; VIII, 231. Also see, OS IV, 380.

C. Carbon on Both Sides

Reactions **15-58–15-64** are cycloaddition reactions.¹⁹⁶⁷

¹⁹⁶²Sibi, M.P.; Ma, Z.; Jasperse, C.P. *J. Am. Chem. Soc.* **2004**, *126*, 718.

¹⁹⁶³Baran, J.; Mayr, H. *J. Am. Chem. Soc.* **1987**, *109*, 6519.

¹⁹⁶⁴For reviews, see Bastide, J.; Hamelin, J.; Texier, F.; Quang, Y.V. *Bull. Soc. Chim. Fr.* **1973**, 2555; 2871; Fuks, R.; Viehe, H.G., in Viehe, H.G. *Acetylenes*, Marcel Dekker, NY, **1969**, pp. 460–477.

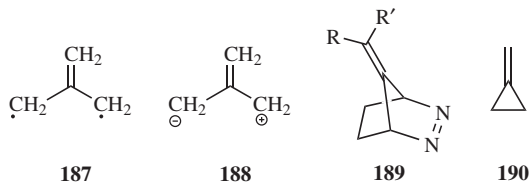
¹⁹⁶⁵For a review, see Lown, J.W., in Padwa, A. *1,3-Dipolar Cycloaddition Chemistry*, Vol 1. Wiley, NY, **1984**, pp. 683–732.

¹⁹⁶⁶For reviews, see Lown, J.W. *Rec. Chem. Prog.* **1971**, *32*, 51; Gladysheva, F.N.; Sineokov, A.P.; Etlis, V.S. *Russ. Chem. Rev.* **1970**, *39*, 118.

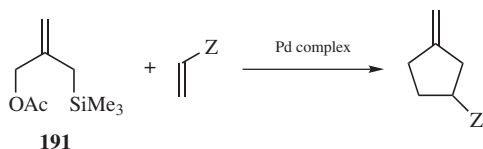
¹⁹⁶⁷For a system of classification of cycloaddition reactions, see Huisgen, R. *Angew. Chem. Int. Ed.* **1968**, *7*, 321. For a review of certain types of cycloadditions leading to 3- to 6-membered rings involving 2, 3, or 4 components, see Posner, G.H. *Chem. Rev.* **1986**, *86*, 831. See also, the series *Advances in Cycloaddition*.

15-59 All-Carbon [3 + 2]-Cycloadditions¹⁹⁶⁸

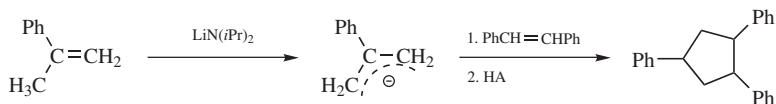
Several methods have been reported for the formation of cyclopentanes by [3 + 2]-cycloadditions.¹⁹⁶⁹ Heating a conjugated ketone with trialkylphosphines generates an intermediate that adds to conjugated alkynes.¹⁹⁷⁰ One type involves reagents that produce intermediates **187** or **188**.¹⁹⁷¹ A synthetically useful example¹⁹⁷² uses 2-[(trimethylsilyl)methyl]-2-propen-1-yl acetate (**191**) (which is commercially available) and a palladium or other transition-metal catalyst to generate **187** or **188**, which adds to double bonds, to give, in



good yields, cyclopentanes with an exocyclic double bond. Note that **95** also reacts with *N*-tosyl aziridines, with 20% *n*-butyllithium and 10% of Pd(OAc)₂, to give a vinylidene piperidine derivative.¹⁹⁷³ Similar or identical intermediates generated from bicyclic azo compounds **189** (see 17-34) or methylenecyclopropane **190**¹⁹⁷⁴ also add to activated double bonds. With suitable substrates the addition can be enantioselective.¹⁹⁷⁵



In a different type of procedure, [3 + 2]-cycloadditions are performed with allylic anions. Such reactions are called 1,3-anionic cycloadditions.¹⁹⁷⁶ For example, α -methylstyrene adds to stilbene on treatment with the strong base LDA.¹⁹⁷⁷



¹⁹⁶⁸See Smith, M.B. *Organic Synthesis*, 2nd ed., McGraw-Hill, NY, **2001**, pp. 999–1010.

¹⁹⁶⁹For a list of methods, with references, see Trost, B.M.; Seoane, P.; Mignani, S.; Acemoglu, M. *J. Am. Chem. Soc.* **1989**, *111*, 7487.

¹⁹⁷⁰Wang, J.-C.; Ng, S.-S.; Krische, M.J. *J. Am. Chem. Soc.* **2003**, *125*, 3682.

¹⁹⁷¹For reviews, see Trost, B.M. *Pure Appl. Chem.* **1988**, *60*, 1615; *Angew. Chem. Int. Ed.* **1986**, *25*, 1.

¹⁹⁷²See, for example, Trost, B.M.; Lynch, J.; Renaut, P.; Steinman, D.H. *J. Am. Chem. Soc.* **1986**, *108*, 284.

¹⁹⁷³Hedley, S.J.; Moran, W.J.; Price, D.A.; Harrity, J.P.A. *J. Org. Chem.* **2003**, *68*, 4286.

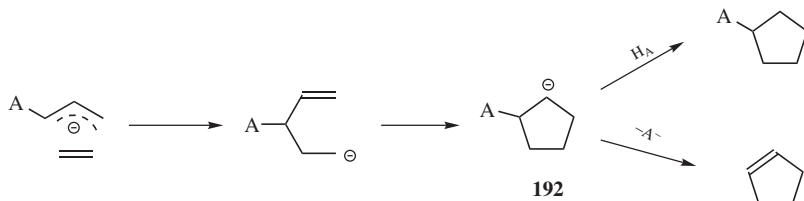
¹⁹⁷⁴See Yamago, S.; Nakamura, E. *J. Am. Chem. Soc.* **1989**, *111*, 7285.

¹⁹⁷⁵See Binger, P.; Schäfer, B. *Tetrahedron Lett.* **1988**, *29*, 529; Chaigne, F.; Gotteland, J.; Malacria, M. *Tetrahedron Lett.* **1989**, *30*, 1803.

¹⁹⁷⁶For reviews, see Kauffmann, T. *Top. Curr. Chem.* **1980**, *92*, 109, pp. 111–116; *Angew. Chem. Int. Ed.* **1974**, *13*, 627.

¹⁹⁷⁷Eidenschink, R.; Kauffmann, T. *Angew. Chem. Int. Ed.* **1972**, *11*, 292.

The mechanism can be outlined as




In the case above, **192** is protonated in the last step by the acid HA, but if the acid is omitted and a suitable nucleofuge is present, it may leave, resulting in a cyclopentene.¹⁹⁷⁸ In these cases the reagent is an allylic anion, but similar [3 + 2]-cycloadditions involving allylic cations have also been reported.¹⁹⁷⁹

OS VIII,173, 347.

15-60 The Diels–Alder Reaction

(4 + 2)cyclo-Ethylene-1/4/addition or (4 + 2)cyclo-[But-2-ene-1,4-diyl]-1/2/addition, and so on.



In the prototype *Diels–Alder reaction* the double bond of an alkene adds 1,4 to a conjugated diene (a [4 + 2]-cycloaddition),¹⁹⁸⁰ so the product is always a cyclohexene. The cycloaddition is not limited to alkenes or to dienes (see **15-61**), but the substrate that reacts with the diene is called a *dienophile*. The reaction is of

¹⁹⁷⁸See, for example, Padwa, A.; Yeske, P.E. *J. Am. Chem. Soc.* **1988**, *110*, 1617; Beak, P.; Burg, D.A. *J. Org. Chem.* **1989**, *54*, 1647.

¹⁹⁷⁹For example, see Hoffmann, H.M.R.; Vathke-Ernst, H. *Chem. Ber.* **1981**, *114*, 2208, 2898; Klein, H.; Mayr, H. *Angew. Chem. Int. Ed.* **1981**, *20*, 1027; Noyori, R.; Hayakawa, Y. *Tetrahedron* **1985**, *41*, 5879.

¹⁹⁸⁰For a monograph, see Wasserman, A. *Diels–Alder Reactions*, Elsevier, NY, **1965**. For reviews, see Fleming, I. *Pericyclic Reactions*, Oxford University Press, Oxford, **1999**, pp. 7–30; Roush, W.R. *Adv. Cycloaddit.* **1990**, *2*, 91; Carruthers, W. *Cycloaddition Reactions in Organic Synthesis*, Pergamon, Elmsford, NY, **1990**; Brieger, G.; Bennett, J.N. *Chem. Rev.* **1980**, *80*, 63; Oppolzer, W. *Angew. Chem. Int. Ed.* **1977**, *16*, 10; Beltrame, P., in Bamford, C.H.; Tipper, C.F.H. *Comprehensive Chemical Kinetics*, Vol. 9, Elsevier, NY, **1973**, pp. 94–117; Huisgen, R.; Grashey, R.; Sauer, J., in Patai, S. *The Chemistry of Alkenes*, Vol. 1, Wiley, NY, **1964**, pp. 878–929; Carruthers, W. *Some Modern Methods of Organic Synthesis*, 3rd ed., Cambridge University Press, Cambridge, **1986**, pp. 183–244; Sauer, J. *Angew. Chem. Int. Ed.* **1966**, *5*, 211; **1967**, *6*, 16. For a monograph on intramolecular Diels–Alder reactions, see Taber, D.F. *Intramolecular Diels–Alder and Alder Ene Reactions*, Springer, NY, **1984**. For reviews, see Deslongchamps, P. *Aldrichimica Acta* **1991**, *24*, 43; Craig, D. *Chem. Soc. Rev.* **1987**, *16*, 187; Salakhov, M.S.; Ismailov, S.A. *Russ. Chem. Rev.* **1986**, *55*, 1145; Fallis, A.G. *Can. J. Chem.* **1984**, *62*, 183. For a long list of references to various aspects of the Diels–Alder reaction, see Larock, R.C. *Comprehensive Organic Transformations*, 2nd ed., Wiley-VCH, NY, **1999**, pp. 523–544.

very broad scope¹⁹⁸¹ and reactivity of dienes and dienophiles can be predicted based on analysis of the HOMOs¹⁹⁸² and LUMOs of these species (frontier molecular orbital theory).¹⁹⁸³ Ethylene and simple alkenes make poor dienophiles, unless high temperatures and/or pressures are used. Most dienophiles are of the form $\begin{array}{c} \text{---C=C---Z} \\ | \quad | \end{array}$ or $\begin{array}{c} \text{Z---C=C---Z'} \\ | \quad | \end{array}$, where Z and Z' are electron-withdrawing groups,¹⁹⁸⁴ such as CHO, COR,¹⁹⁸⁵ COOH, COOR, COCl, COAr, CN,¹⁹⁸⁶ NO₂,¹⁹⁸⁷ Ar, CH₂OH, CH₂Cl, CH₂NH₂, CH₂CN, CH₂COOH, halogen, PO(OEt)₂,¹⁹⁸⁸ or C=C. In the last case, the dienophile is itself a diene.¹⁹⁸⁹ Particularly common dienophiles are maleic anhydride¹⁹⁹⁰ and quinones.¹⁹⁹¹ Triple bond compounds ($\text{---C}\equiv\text{C---Z}$ or $\text{Z---C}\equiv\text{C---Z'}$)



may be dienophiles,¹⁹⁹² generating nonconjugated cyclohexadienes (**193**), and this reaction can be catalyzed by transition-metal compounds.¹⁹⁹³ Allenes react as dienophiles, but without activating groups are very poor dienophiles.¹⁹⁹⁴

¹⁹⁸¹For a review of reactivity in the Diels–Alder reaction, see Konovalov, A.I. *Russ. Chem. Rev.* **1983**, 52, 1064.

¹⁹⁸²For a correlation of ionization potential and HOMO correlation with alkene reactions, see Nelson, D.J.; Li, R.; Brammer, C. *J. Org. Chem.* **2001**, 66, 2422.

¹⁹⁸³For a discussion of Frontier Orbital interactions, see Spino, C.; Rezaei, H.; Dory, Y.L. *J. Org. Chem.* **2004**, 69, 757. For tables of experimentally determined HOMOs and LUMOs for dienes and dienophiles, see Smith, M.B. *Organic Synthesis*, 2nd ed., McGraw-Hill, NY, **2001**, pp. 917–940.

¹⁹⁸⁴For a density-Functional theory analysis see Domingo, L.R. *Eur. J. Org. Chem.* **2004**, 4788.

¹⁹⁸⁵For a review of Diels–Alder reactions with cyclic enones, see Fringuelli, F.; Taticchi, A.; Wenkert, E. *Org. Prep. Proced. Int.* **1990**, 22, 131.

¹⁹⁸⁶For a review of the Diels–Alder reaction with acrylonitrile, see Butskus, P.F. *Russ. Chem. Rev.* **1962**, 31, 283. For a review of tetracyanoethylene as a dienophile, see Ciganek, E.; Linn, W.J.; Webster, O.W., in Rappoport, Z. *The Chemistry of the Cyano Group*, Wiley, NY, **1970**, pp. 449–453.

¹⁹⁸⁷For a review of the Diels–Alder reaction with nitro compounds, see Novikov, S.S.; Shuekhgeimer, G.A.; Dudinskaya, A.A. *Russ. Chem. Rev.* **1960**, 29, 79.

¹⁹⁸⁸McClure, C.K.; Herzog, K.J.; Bruch, M.D. *Tetrahedron Lett.* **1996**, 37, 2153.

¹⁹⁸⁹Johnstone, R.A.W.; Quan, P.M. *J. Chem. Soc.* **1963**, 935.

¹⁹⁹⁰For a review of Diels–Alder reactions with maleic anhydride see Kloetzel, M.C. *Org. React.* **1948**, 4, 1.

¹⁹⁹¹For reviews of Diels–Alder reactions with quinones, see Finley, K.T., in Patai, S. *The Chemistry of the Quinoid Compounds*, Vol. 1, pt. 2, Wiley, NY, **1988**, pp. 986–1018; Patai, S.; Rapoport, Z. Vol. 2, pt. 1 **1988**, 537–717, 614–645. For a review of the synthesis of quinones using Diels–Alder reactions, see Naruta, Y.; Maruyama, K. in the same treatise, Vol. 2, pt. 1, pp. 241–402, 277–303.

¹⁹⁹²For reviews of triple bonds in cycloaddition reactions, see Bastide, J.; Henri-Rousseau, O., in Patai, S. *The Chemistry of the Carbon-Carbon Triple Bond*, pt. 1, Wiley, NY, **1978**, pp. 447–522, Fuks, R.; Viehe, H.G., in Viehe, H.G. *Acetylenes*, Marcel Dekker, NY, **1969**, pp. 477–508.

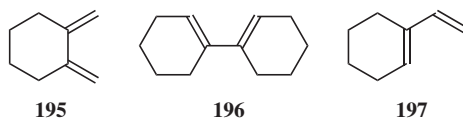
¹⁹⁹³See Paik, S.-J.; Son, S.U.; Chung, Y.K. *Org. Lett.* **1999**, 1, 2045.

¹⁹⁹⁴For a review of Allenes as dienes or dienophiles, see Hopf, H., in Landor, S.R. *The Chemistry of Allenes*, Vol. 2, Academic Press, NY, **1982**, pp. 563–577. See Nendel, M.; Tolbert, L.M.; Herring, L.E.; Islam, Md.N.; Houk, K.N. *J. Org. Chem.* **1999**, 64, 976.

Ketenes, however, do not undergo Diels–Alder reactions.¹⁹⁹⁵ Benzyne, although not isolable, act as dienophiles and can be trapped with dienes,¹⁹⁹⁶ for example,



The low reactivity of simple alkenes can be overcome by incorporating an electron-withdrawing group to facilitate the cycloaddition, but a group that can be removed after the cycloaddition. An example is phenyl vinyl sulfone $\text{PhSO}_2\text{CH}=\text{CH}_2$.¹⁹⁹⁷ The PhSO_2 group can be easily removed with Na-Hg after the ring-closure reaction. Similarly, phenyl vinyl sulfoxide ($\text{PhSOCH}=\text{CH}_2$) can be used as a synthon for acetylene.¹⁹⁹⁸ In this case PhSOH is lost from the sulfoxide product (17-12).



Electron-donating substituents in the diene accelerate the reaction; electron-withdrawing groups retard it.¹⁹⁹⁹ For the dienophile it is just the reverse: donating groups decrease the rate, and withdrawing groups increase it. The cisoid conformation is required for the cycloaddition,²⁰⁰⁰ and acyclic dienes are conformationally mobile so the cisoid conformation will be available. Cyclic dienes, in which the cisoid conformation is built in, usually react faster than the corresponding open-chain compounds, which have to achieve the cisoid conformation by rotation.²⁰⁰¹ Dienes can be open-chain, inner-ring (e.g., **194**), outer-ring²⁰⁰² (e.g., **195**), across

¹⁹⁹⁵Ketenes react with conjugated dienes to give 1,2-addition (see 15–49).

¹⁹⁹⁶For a review of benzyne as dienophiles, see Hoffmann, R.W. *Dehydrobenzene and Cycloalkynes*; Academic Press, NY, **1967**, pp. 200–239. For a review of the reactions of benzyne with heterocyclic compounds see Bryce, M.R.; Vernon, J.M. *Adv. Heterocycl. Chem.* **1981**, *28*, 183–229.

¹⁹⁹⁷Carr, R.V.C.; Williams, R.V.; Paquette, L.A. *J. Org. Chem.* **1983**, *48*, 4976; Kinney, W.A.; Crouse, G.D.; Paquette, L.A. *J. Org. Chem.* **1983**, *48*, 4986.

¹⁹⁹⁸Paquette, L.A.; Moerck, R.E.; Harirchian, B.; Magnus, P.D. *J. Am. Chem. Soc.* **1978**, *100*, 1597. For other acetylene synthons see De Lucchi, O.; Lucchini, V.; Pasquato, L.; Modena, G. *J. Org. Chem.* **1984**, *49*, 596; Hermeling, D.; Schäfer, H.J. *Angew. Chem. Int. Ed.* **1984**, *23*, 233. For a review, see De Lucchi, O.; Modena, G. *Tetrahedron* **1984**, *40*, 2585. For a review of [2+2]- and [2+4]-cycloadditions of vinylic sulfides, sulfoxides, and sulfones, see De Lucchi, O.; Pasquato, L. *Tetrahedron* **1988**, *44*, 6755.

¹⁹⁹⁹For a discussion of the electrophilicity power of dienes and dienophiles, see Domingo, L.R.; Aurell, M.J.; Pérez, P.; Contreras, R. *Tetrahedron* **2002**, *58*, 4417.

²⁰⁰⁰For a discussion of ground state conformations, see Bur, S.K.; Lynch, S.M.; Padwa, A. *Org. Lett.* **2002**, *4*, 473.

²⁰⁰¹Sauer, J.; Lang, D.; Mielert, A. *Angew. Chem. Int. Ed.* **1962**, *1*, 268; Sauer, J.; Wiest, H. *Angew. Chem. Int. Ed.* **1962**, *1*, 269. See, however, Scharf, H.; Plum, H.; Fleischhauer, J.; Schleker, W. *Chem. Ber.* **1979**, *112*, 862.

²⁰⁰²For reviews of Diels–Alder reactions of some of these compounds, see Charlton, J.L.; Alauddin, M.M. *Tetrahedron* **1987**, *43*, 2873; Oppolzer, W. *Synthesis* **1978**, 793.

rings (e.g., **196**), or inner-outer (e.g., **197**), except that they may not be frozen into a transoid conformation (see p. 1201). They need no special activating groups, and nearly all conjugated dienes undergo the reaction with suitable dienophiles.²⁰⁰³

In most Diels–Alder reactions,²⁰⁰⁴ no catalyst is needed, but Lewis acids are effective catalysts in many cases, particularly those in which Z in the dienophile is a C=O or C=N group. A Lewis acid catalyst usually increases both the regioselectivity of the reaction (in the sense given above) and the extent of endo addition,²⁰⁰⁵ and, in the case of enantioselective reactions, the extent of enantioselectivity. It has been shown that InCl₃ is an effective catalyst for aqueous Diels–Alder reactions,²⁰⁰⁶ which is suitable for ionic Diels–Alder reactions,²⁰⁰⁷ and there are other Lewis acid catalysts that are effective in water.²⁰⁰⁸ Brønsted acids have also been used to accelerate the rate of the Diels–Alder reaction.²⁰⁰⁹ Lanthanum triflate [La(OTf)₃] has been reported as a reusable catalyst²⁰¹⁰ and Me₃SiNTf₂ has been used as a green Lewis acid catalyst.²⁰¹¹ Cationic Diels–Alder catalysts have been developed, particularly oxazaborolidine catalysts.²⁰¹² Some Diels–Alder reactions can also be catalyzed by the addition of a stable cation radical,²⁰¹³ for

²⁰⁰³For a monograph on dienes, with tables showing > 800 types, see Fringuelli, F.; Taticchi, A. *Dienes in the Diels–Alder Reaction*, Wiley, NY, **1990**. For a review of Diels–Alder reactions with 2-pyrone, see Shusharina, N.P. *Russ. Chem. Rev.* **1974**, *43*, 851. For reviews of dienes with hetero substituents, see Danishefsky, S. *Chemtracts: Org. Chem.* **1989**, *2*, 273; Petrzilka, M.; Grayson, J.I. *Synthesis* **1981**, 753. For dienes containing a 1-CONR₂ group, see Smith, M.B. *Org. Prep. Proceed. Int.* **1990**, *22*, 315; Robiette, R.; Cheboub-Benchaba, K.; Peeters, D.; Marchand-Brynaert, J. *J. Org. Chem.* **2003**, *68*, 9809. For dienes containing a 1-NRCO₂R group, see Huang, Y.; Iwama, T.; Rawal, V.H. *J. Am. Chem. Soc.* **2002**, *122*, 5950.

²⁰⁰⁴Yates, P.; Eaton, P. *J. Am. Chem. Soc.* **1960**, *82*, 4436; Avalos, M.; Babiano, R.; Bravo, J.L.; Cintas, P.; Jiménez, J.L.; Palacios, J.C.; Silva, M.A. *J. Org. Chem.* **2000**, *65*, 6613. For review of the role of the catalyst in increasing reactivity, see Kiselev, V.D.; Konovalov, A.I. *Russ. Chem. Rev.* **1989**, *58*, 230. For a discussion of the transition state for the acrolein-1,3-butadiene reaction see Zheng, M.; Zhang, M.-H.; Shao, J.-G.; Zhong, Q. *Org. Prep. Proceed. Int.* **1996**, *28*, 117. For a discussion of isotope effects see Singleton, D.A.; Merrigan, S.R.; Beno, B.R.; Houk, K.N. *Tetrahedron Lett.* **1999**, *40*, 5817. For a discussion of three-center orbital interactions, see Yamabe, S.; Minato, T. *J. Org. Chem.* **2000**, *65*, 1830. Chiral silica Lewis acids are known, see Mathieu, B.; de Fays, L.; Ghosez, L. *Tetrahedron Lett.* **2000**, *41*, 9561.

²⁰⁰⁵For discussions see Houk, K.N.; Strozier, R.W. *J. Am. Chem. Soc.* **1973**, *95*, 4094; Alston, P.V.; Ottenbrite, R.M. *J. Org. Chem.* **1975**, *40*, 1111.

²⁰⁰⁶Loh, T.-P.; Pei, J.; Lin, M. *Chem. Commun.* **1996**, 2315. For a review of Lewis acid catalysis in aqueous media, see Fringuelli, F.; Piematti, O.; Pizzo, F.; Vaccaro, L. *Eur. J. Org. Chem.* **2001**, 439.

²⁰⁰⁷Reddy, B.G.; Kumareswaran, R.; Vankar, Y.D. *Tetrahedron Lett.* **2000**, *41*, 10333. Iodine is a catalyst for ionic Diels–Alder reactions, see Chavan, S.P.; Sharma, P.; Krishna, G.R.; Thakkar, M. *Tetrahedron Lett.* **2003**, *44*, 3001.

²⁰⁰⁸Otto, S.; Engberts, J.B.F.N. *Tetrahedron Lett.* **1995**, *36*, 2645; Ward, D.E.; Gai, Y. *Tetrahedron Lett.* **1992**, *33*, 1851.

²⁰⁰⁹Ishihara, K.; Kurihara, H.; Yamamoto, H. *J. Am. Chem. Soc.* **1996**, *118*, 3049.

²⁰¹⁰Kobayashi, S.; Hachiya, I.; Takahori, T.; Araki, M.; Ishitani, H. *Tetrahedron Lett.* **1992**, *33*, 6815.

²⁰¹¹Mathieu, B.; Ghosez, L. *Tetrahedron* **2002**, *58*, 8219.

²⁰¹²See Sprott, K.T.; Corey, E.J. *Org. Lett.* **2003**, *5*, 2465; Corey, E.J.; Shibata, T.; Lee, T.W. *J. Am. Chem. Soc.* **2002**, *124*, 3808; Ryu, D.H.; Lee, T.W.; Corey, E.J. *J. Am. Chem. Soc.* **2002**, *124*, 9992.

²⁰¹³Gao, D.; Bauld, N.L. *J. Org. Chem.* **2000**, *65*, 6276. See Saettel, N.J.; Oxgaard, J.; Wiest, O. *Eur. J. Org. Chem.* **2001**, 1429.

example, tris(4-bromophenyl)aminium hexachloroantimonate $\text{Ar}_3\text{N}^+\text{SbCl}_6^-$.²⁰¹⁴ Carbazoles are dienophiles for cation radical Diels–Alder reactions.²⁰¹⁵ Zirconocene-catalyzed cationic Diels–Alder reactions are known.²⁰¹⁶ Certain antibodies have been developed that catalyze Diels–Alder reactions.²⁰¹⁷ Photochemically induced Diels–Alder reactions are also known.²⁰¹⁸ Cyclodextrins exhibit noncovalent catalysis of Diels–Alder reactions.²⁰¹⁹ There are cases of hydrogen-bonding acceleration.²⁰²⁰

A number of other methods have been reported for the acceleration of Diels–Alder reactions,²⁰²¹ including the use of microwave irradiation,²⁰²² ultrasound,²⁰²³ absorption of the reactants on chromatographic absorbents,²⁰²⁴ via encapsulation techniques,²⁰²⁵ and the use of an ultracentrifuge²⁰²⁶ (one of several ways to achieve reaction at high pressures).²⁰²⁷ Solid-state Diels–Alder reactions are known.²⁰²⁸ One of the most common methods is to use water as a solvent or a cosolvent (a hydrophobic effect).²⁰²⁹ The influence of hydrophobicity of reactants

²⁰¹⁴For a review, see Bauld, N.L. *Tetrahedron* **1989**, *45*, 5307.

²⁰¹⁵Gao, D.; Bauld, N.L. *Tetrahedron Lett.* **2000**, *41*, 5997.

²⁰¹⁶Wipf, P.; Xu, W. *Tetrahedron* **1995**, *51*, 4551.

²⁰¹⁷Meekel, A.A.P.; Resmini, M.; Pandit, U.K. *J. Chem. Soc., Chem. Commun.* **1995**, 571; Zhang, X.; Deng, Q.; Yoo, S.H.; Houk, K.N. *J. Org. Chem.* **2002**, *67*, 9043.

²⁰¹⁸Pandey, B.; Dalvi, P.V. *Angew. Chem. Int. Ed.* **1993**, *32*, 1612.

²⁰¹⁹Kim, S.P.; Leach, A.G.; Houk, K.N. *J. Org. Chem.* **2002**, *67*, 4250. For a discussion of micellar catalysis see Rispens, T.; Engberts, J.B.F.N. *J. Org. Chem.* **2002**, *67*, 7369.

²⁰²⁰Pearson, R.J.; Kassianidis, E.; Philip, D. *Tetrahedron Lett.* **2004**, *45*, 4777.

²⁰²¹See Smith, M.B. *Organic Synthesis*, 2nd ed., McGraw-Hill, NY, **2001**, pp. 944–953.

²⁰²²Giguere, R.J.; Bray, T.L.; Duncan, S.M.; Majetich, G. *Tetrahedron Lett.* **1986**, *27*, 4945; Berlan, J.; Giboreau, P.; Lefeuvre, S.; Marchand, C. *Tetrahedron Lett.* **1991**, *32*, 2363; DaCunha, L.; Garrigues, B. *Bull. Soc. Chim. Belg.* **1997**, *106*, 817; Jankowski, C.K.; LeClair, G.; Bélanger, J.M.R.; Paré, J.R.J.; Van Calsteren, M.-R. *Can. J. Chem.* **2001**, *79*, 1906. For a review, see de la Hoz, A.; Díaz-Ortiz, A.; Moreno, A.; Langa, F. *Eur. J. Org. Chem.* **2000**, 3659. For the effect of pressure of microwave-enhanced Diels–Alder reactions, see Kaval, N.; Dehaen, W.; Kappe, C.O.; van der Eycken, E. *Org. Biomol. Chem.* **2004**, *2*, 154.

²⁰²³Raj, C.P.; Dhas, N.A.; Cherkinski, M.; Gedanken, A.; Braverman, S. *Tetrahedron Lett.* **1998**, *39*, 5413.

²⁰²⁴Veselovsky, V.V.; Gybin, A.S.; Lozanova, A.V.; Moiseenkov, A.M.; Smit, W.A.; Caple, R. *Tetrahedron Lett.* **1988**, *29*, 175.

²⁰²⁵Kang, J.; Hilmersson, G.; Sartamariá, J.; Rebek Jr., J. *J. Am. Chem. Soc.* **1998**, *120*, 3650. For a discussion of the Diels–Alder reaction with aqueous surfactants see Diego-Castro, M.J.; Hailles, H.C. *Tetrahedron Lett.* **1998**, *39*, 2211.

²⁰²⁶Dolata, D.P.; Bergman, R. *Tetrahedron Lett.* **1987**, *28*, 707.

²⁰²⁷For reviews, see Isaacs, N.S.; George, A.V. *Chem. Br.* **1987**, 47–54; Asano, T.; le Noble, W.J. *Chem. Rev.* **1978**, *78*, 407. See also, Firestone, R.A.; Smith, G.M. *Chem. Ber.* **1989**, *122*, 1089.

²⁰²⁸Kim, J.H.; Hubig, S.M.; Lindeman, S.V.; Kochi, J.K. *J. Am. Chem. Soc.* **2001**, *123*, 87.

²⁰²⁹Rideout, D.C.; Breslow, R. *J. Am. Chem. Soc.* **1980**, *102*, 7816. For a review, see Breslow, R. *Acc. Chem. Res.* **1991**, *24*, 159; Furlani, T.R.; Gao, J. *J. Org. Chem.* **1996**, *61*, 5492. See also, Grieco, P.A.; Garner, P.; He, Z. *Tetrahedron Lett.* **1983**, 1897; Blokzijl, W.; Blandamer, M.J.; Engberts, J.B.F.N. *J. Am. Chem. Soc.* **1991**, *113*, 4241; Breslow, R.; Rizzo, C.J. *J. Am. Chem. Soc.* **1991**, *113*, 4340; Engberts, J.B.F.N. *Pure Appl. Chem.* **1995**, *67*, 823; Pindur, U.; Lutz, G.; Otto, C. *Chem. Rev.* **1993**, *93*, 741; Otto, S.; Blokzijl, W.; Engberts, J.B.F.N. *J. Org. Chem.* **1994**, *59*, 5372; Otto, S.; Egberts, J.B.F.N. *Pure Appl. Chem.* **2000**, *72*, 1365.

on the reaction has been examined²⁰³⁰ as has micellar effects.²⁰³¹ Another alternative reaction medium is the use of 5 M LiClO₄ in Et₂O as solvent,²⁰³² An alternative to lithium perchlorate in ether is lithium triflate in acetonitrile.²⁰³³ The addition of HPO₄⁻ to an aqueous ethanol solution has also been shown to give an small rate enhancement.²⁰³⁴ This appears to be the only case where an anion is responsible for a rate enhancement. The *retro*-Diels–Alder reaction has also been done in water.²⁰³⁵

It is noted that the Diels–Alder reaction has been done with supercritical CO₂²⁰³⁶ and with supercritical water²⁰³⁷ as solvents. Diels–Alder reactions on solid supports have also been reported,²⁰³⁸ and zeolites have been used in conjunction with catalytic agents.²⁰³⁹ Alumina has been used to promote Diels–Alder reactions.²⁰⁴⁰ Diels–Alder reactions can be done in ionic liquids,²⁰⁴¹ including asymmetric Diels–Alder reactions.²⁰⁴²

When an unsymmetrical diene adds to an unsymmetrical dienophile, regioisomeric products (not counting stereoisomers) are possible. Rearrangements have been encountered in some cases.²⁰⁴³ In simple cases, 1-substituted dienes give cyclohexenes with a 1,2- and a 1,3- substitution pattern. 2-Substituted dienes

²⁰³⁰Meijer, A.; Otto, S.; Engberts, J.B.F.N. *J. Org. Chem.* **1998**, *63*, 8989; Rizzo, C.J. *J. Org. Chem.* **1992**, *57*, 6382.

²⁰³¹Jaeger, D.A.; Wang, J. *Tetrahedron Lett.* **1992**, *33*, 6415.

²⁰³²Grieco, P.A.; Nunes, J.J.; Gaul, M.D. *J. Am. Chem. Soc.* **1990**, *112*, 4595. See also, Braun, R.; Sauer, J. *Chem. Ber.* **1986**, *119*, 1269; Grieco, P.A.; Handy, S.T.; Beck, J.P. *Tetrahedron Lett.* **1994**, *35*, 2663. For the possibility of migration of terminal dienes prior to cycloaddition see Grieco, P.A.; Beck, J.P.; Handy, S.T.; Saito, N.; Daeuble, J.F. *Tetrahedron Lett.* **1994**, *35*, 6783. An alternative to this catalyst is LiNTf₂ in ether, see Handy, S.T.; Grieco, P.A.; Mineur, C.; Ghosez, L. *Synlett* **1995**, 565.

²⁰³³Augé, J.; Gil, R.; Kalsey, S.; Lubin-Germain, N. *Synlett* **2000**, 877.

²⁰³⁴Pai, C.K.; Smith, M.B. *J. Org. Chem.* **1995**, *60*, 3731; Smith, M.B.; Fay, J.N.; Son, Y.C. *Chem. Lett.* **1992**, 2451.

²⁰³⁵Wijnen, J.W.; Engberts, J.B.F.N. *J. Org. Chem.* **1997**, *62*, 2039.

²⁰³⁶Renslo, A.R.; Weinstein, R.D.; Tester, J.W.; Danheiser, R.L. *J. Org. Chem.* **1997**, *62*, 4530; Oakes, R.S.; Heppenstall, T.J.; Shezad, N.; Clifford, A.A.; Rayner, C.M. *Chem. Commun.* **1999**, 1459. For an asymmetric cycloaddition, see Fukuzawa, S.-i.; Metoki, K.; Esumi, S.-i. *Tetrahedron* **2003**, *59*, 10445.

²⁰³⁷Harano, Y.; Sato, H.; Hirata, F. *J. Am. Chem. Soc.* **2000**, *122*, 2289.

²⁰³⁸For a review, see Yli-Kauhaluoma, J. *Tetrahedron* **2001**, *57*, 7053. For silica and alumina-modified Lewis acid catalysts, see Catiuela, C.; Figueras, F.; García, J.I.; Mayoral, J.A.; Pires, E.; Royo, A.J. *Tetrahedron Asymmetry* **1993**, *4*, 621.

²⁰³⁹Eklund, L.; Axelsson, A.-K.; Nordahl, Å.; Carlson, R. *Acta Chem. Scand.* **1993**, *47*, 581.

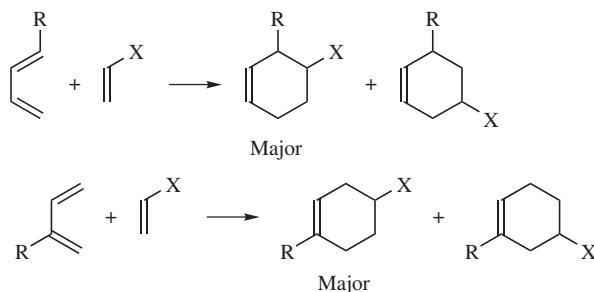
²⁰⁴⁰Pagni, R.M.; Kabalka, G.W.; Hondrogiannis, G.; Bains, S.; Anosike, P.; Kurt, R. *Tetrahedron* **1993**, *49*, 6743.

²⁰⁴¹In **bmim** BF₄ and ClO₄: 1-butyl-3-methylimidazolium tetrafluoroborate and perchlorate: Fischer, T.; Sethi, A.; Welton, T.; Woolf, J. *Tetrahedron Lett.* **1999**, *40*, 793. In **chloroaluminates**: Lee, C.W. *Tetrahedron Lett.* **1999**, *40*, 2461. In **phosphonium tosylates**: Ludley, P.; Karodia, N. *Tetrahedron Lett.* **2001**, *42*, 2011. In **pyridinium salts**: Xiao, Y.; Malhotra, S.V. *Tetrahedron Lett.* **2004**, *45*, 8339. In **HBuIm**, hydrogenbutylimidazolium tetrafluoroborate and **DiBuIm**, 1,3-dibutylimidazolium, tetrafluoroborate: Jaeger, D. A.; Tucker, C. E. *Tetrahedron Lett.* **1989**, *30*, 1785.

²⁰⁴²Meracz, I.; Oh, T. *Tetrahedron Lett.* **2003**, *44*, 6465.

²⁰⁴³Murali, R.; Scheeren, H.W. *Tetrahedron Lett.* **1999**, *40*, 3029.

lead to 1,4- and 1,3-disubstituted products.



Although mixtures are often obtained, usually one predominates, the one indicated above, but selectivity depends on the nature of the substituents on both diene and alkene. This regioselectivity, in which the “ortho” or “para” product is favored over the “meta,” has been explained by molecular-orbital considerations.²⁰⁴⁴ When X = NO₂, regioselectivity to give the “ortho” or “para” product was very high at room temperature, and this method, combined with subsequent removal of the NO₂ (see **19-67**) has been used to perform regioselective Diels–Alder reactions.²⁰⁴⁵

The stereochemistry of the Diels–Alder reaction can be considered from several aspects:²⁰⁴⁶

1. With respect to the dienophile, the addition is stereospecifically syn, with very few exceptions.²⁰⁴⁷ This means that groups that are cis in the alkene will be cis in the cyclohexene ring, (A–B and C–D) and groups that are trans in the alkene will be trans in the cyclohexene ring (A–D and C–B).



2. With respect to 1,4-disubstituted dienes, fewer cases have been investigated, but here too the reaction is stereospecific and syn. Thus, *trans*, *trans*-1,4-diphenylbutadiene gives *cis*-1,4-diphenylcyclohexene derivatives. This

²⁰⁴⁴Feuer, J.; Herndon, W.C.; Hall, L.H. *Tetrahedron* **1968**, *24*, 2575; Inukai, T.; Sato, H.; Kojima, T. *Bull. Chem. Soc. Jpn.* **1972**, *45*, 891; Epiotis, N.D. *J. Am. Chem. Soc.* **1973**, *95*, 5624; Sustmann, R. *Pure Appl. Chem.* **1974**, *40*, 569; Trost, B.M.; Vladuchick, W.C.; Bridges, A.J. *J. Am. Chem. Soc.* **1980**, *102*, 3554; Alston, P.V.; Gordon, M.D.; Ottenbrite, R.M.; Cohen, T. *J. Org. Chem.* **1983**, *48*, 5051; Kahn, S.D.; Pau, C.F.; Overman, L.E.; Hehre, W.J. *J. Am. Chem. Soc.* **1986**, *108*, 7381.

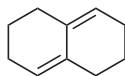
²⁰⁴⁵Danishefsky, S.; Hershenson, F.M. *J. Org. Chem.* **1979**, *44*, 1180; Ono, N.; Miyake, H.; Kamimura, A.; Kaji, A. *J. Chem. Soc. Perkin Trans. 1*, **1987**, 1929. For another method of controlling regioselectivity, see Kraus, G.A.; Liras, S. *Tetrahedron Lett.* **1989**, *30*, 1907.

²⁰⁴⁶See Smith, M.B. *Organic Synthesis*, 2nd ed., McGraw-Hill, NY, **2001**, pp. 933–940, 968–977; Bakalova, S.M.; Santos, A.G. *J. Org. Chem.* **2004**, *69*, 8475.

²⁰⁴⁷For an exception, see Meier, H.; Eckes, H.; Niedermann, H.; Kolshorn, H. *Angew. Chem. Int. Ed.* **1987**, *26*, 1046.

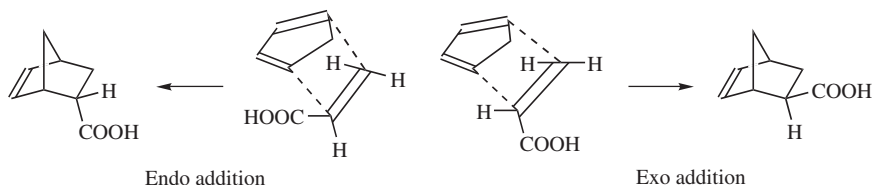
selectivity is predicted by disrotatory motion of the substituent in the transition state²⁰⁴⁸ of the reaction (see 18-27).

3. The diene must be in the cisoid conformation. If it is frozen into the transoid conformation, as in **198**, the reaction does not take place. The diene either must be frozen into the cisoid conformation or must be able to achieve it during the reaction.



198

4. When the diene is cyclic, there are two possible ways in which addition can occur if the dienophile is not symmetrical. The larger side of the dienophile may be under the ring (*endo addition*), or it may be the smaller side (*exo addition*):



Most of the time, the addition is predominantly *endo*; that is, the more bulky side of the alkene is under the ring, and this is probably true for open-chain dienes also.²⁰⁴⁹ However, exceptions are known, and in many cases mixtures of *exo* and *endo* addition products are found.²⁰⁵⁰ An imidazolidone catalyst was used to give a 1:1.3 mixture favoring the *exo* isomer in a reaction of conjugated aldehydes and cyclopentadiene.²⁰⁵¹ It has been argued that facial selectivity is not due to torsional angle decompression.²⁰⁵² Secondary orbital interactions.²⁰⁵³ have been invoked, but this approach has been called into question.²⁰⁵⁴ There has been a direct evaluation of such interactions, however.²⁰⁵⁵ The *endo/exo* ratio can be influenced by the nature of the solvent.²⁰⁵⁶

²⁰⁴⁸Robiette, R.; Marchand-Brynaert, J.; Peeters, D. *J. Org. Chem.* **2002**, *67*, 6823.

²⁰⁴⁹See, for example, Baldwin, J.E.; Reddy, V.P. *J. Org. Chem.* **1989**, *54*, 5264. For a theoretical study for *endo* selectivity, see Imade, M.; Hirao, H.; Omoto, K.; Fujimoto, H. *J. Org. Chem.* **1999**, *64*, 6697.

²⁰⁵⁰See, for example, Alder, K.; Günzl, W. *Chem. Ber.* **1960**, *93*, 809; Stockmann, H. *J. Org. Chem.* **1961**, *26*, 2025; Jones, D.W.; Wife, R.L. *J. Chem. Soc., Chem. Commun.* **1973**, 421; Lindsay Smith, J.R.; Norman, R.O.C.; Stillings, M.R. *Tetrahedron* **1978**, *34*, 1381; Mülle, P.; Bernardinelli, G.; Rodriguez, D.; Pfyffer, J.; Schaller, J. *Chimia* **1987**, *41*, 244.

²⁰⁵¹Ahrendt, K.A.; Borths, C.J.; MacMillan, D.W.C. *J. Am. Chem. Soc.* **2000**, *122*, 4243.

²⁰⁵²Hickey, E.R.; Paquette, L.A. *Tetrahedron Lett.* **1994**, *35*, 2309, 2313.

²⁰⁵³Hoffmann, R.; Woodward, R.B. *J. Am. Chem. Soc.* **1965**, *87*, 4388, 4389.

²⁰⁵⁴García, J.I.; Mayoral, J.A.; Salvatella, L. *Acc. Chem. Res.* **2000**, *33*, 658.

²⁰⁵⁵Arrieta, A.; Cossío, F.P.; Lecea, B. *J. Org. Chem.* **2001**, *66*, 6178.

²⁰⁵⁶Cainelli, G.; Galletti, P.; Giacomini, D.; Quintavalla, A. *Tetrahedron Lett.* **2003**, *44*, 93.

5. As we have seen, the Diels–Alder reaction can be both stereoselective and regioselective.²⁰⁵⁷ In some cases, the Diels–Alder reaction can be made enantioselective.²⁰⁵⁸ Solvent effects are important in such reactions.²⁰⁵⁹ The role of reactant polarity on the course of the reaction has been examined.²⁰⁶⁰ Most enantioselective Diels–Alder reactions have used a chiral dienophile (e.g., **199**) and an achiral diene,²⁰⁶¹ along with a Lewis acid catalyst (see below). In such cases, addition of the diene to the two faces²⁰⁶² of **199** takes place at different rates, and **200** and **201** are formed in different amounts.²⁰⁶³ An achiral compound A can be converted to a chiral compound by a chemical reaction with a compound B that is enantiopure. After the reaction, the resulting diastereomers can be separated, providing enantiopure compounds, each with a bond between molecule A and chiral compound B (a chiral auxiliary). Common chiral auxiliaries include chiral carboxylic acids, alcohols, or sultams. In the case illustrated, hydrolysis of the product removes the chiral R group, making it a chiral auxiliary in this reaction. Asymmetric Diels–Alder reactions have also been carried out with achiral dienes and dienophiles, but with an optically active catalyst.²⁰⁶⁴ Many chiral catalysts

²⁰⁵⁷Domingo, L.R.; Picher, M.T.; Andrés, J.; Safont, V.S. *J. Org. Chem.* **1997**, *62*, 1775. Also see, Smith, M.B. *Organic Synthesis*, 2nd ed., McGraw-Hill, NY, **2001**, pp. 933–940, 968–977. See Ujaque, G.; Norton, J.E.; Houk, K.N. *J. Org. Chem.* **2002**, *67*, 7179.

²⁰⁵⁸See Corey, E.J.; Sarshar, S.; Lee, D.-H. *J. Am. Chem. Soc.* **1994**, *116*, 12089. For reviews, see Taschner, M.J. *Org. Synth: Theory Appl.* **1989**, *1*, 1; Helmchen, G.; Karge, R.; Weetman, J. *Mod. Synth. Methods* **1986**, *4*, 261; Paquette, L.A. in Morrison, J.D. *Asymmetric Synthesis*, Vol. 3, Academic Press, NY, **1983**, pp. 455–501; Oppolzer, W. *Angew. Chem. Int. Ed.* **1984**, *23*, 876. See also, the list of references in Macaulay, J.B.; Fallis, A.G. *J. Am. Chem. Soc.* **1990**, *112*, 1136.

²⁰⁵⁹Ruiz-López, M.F.; Assfeld, X.; García, J.I.; Mayoral, J.A.; Salvatella, L. *J. Am. Chem. Soc.* **1993**, *115*, 8780.

²⁰⁶⁰Sustmann, R.; Sicking, W. *J. Am. Chem. Soc.* **1996**, *118*, 12562.

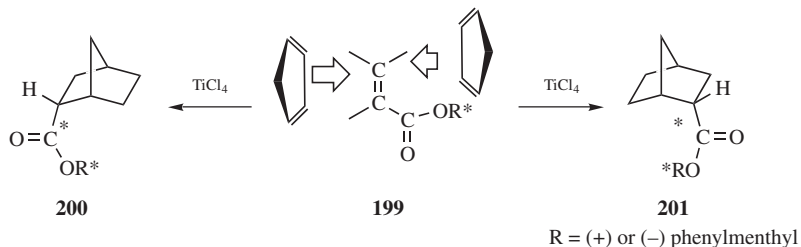
²⁰⁶¹For the use of chiral dienes, see Fisher, M.J.; Hehre, W.J.; Kahn, S.D.; Overman, L.E. *J. Am. Chem. Soc.* **1988**, *110*, 4625; Menezes, R.F.; Zezza, C.A.; Sheu, J.; Smith, M.B. *Tetrahedron Lett.* **1989**, *30*, 3295; Charlton, J.L.; Plourde, G.L.; Penner, G.H. *Can. J. Chem.* **1989**, *67*, 1010; Tripathy, R.; Carroll, P.J.; Thornton, E.R. *J. Am. Chem. Soc.* **1990**, *112*, 6743; **1991**, *113*, 7630; Rieger, R.; Breitmaier, E. *Synthesis* **1990**, 697.

²⁰⁶²For a discussion of facial selectivity, see Xidos, J.D.; Poirier, R.A.; Pye, C.C.; Burnell, D.J. *J. Org. Chem.* **1998**, *63*, 105.

²⁰⁶³Oppolzer, W.; Kurth, M.; Reichlin, D.; Moffatt, F. *Tetrahedron Lett.* **1981**, *22*, 2545. See also, Walborsky, H.M.; Barash, L.; Davis, T.C. *Tetrahedron* **1963**, *19*, 2333; Furuta, K.; Iwanaga, K.; Yamamoto, H. *Tetrahedron Lett.* **1986**, *27*, 4507; Evans, D.A.; Chapman, K.T.; Bisaha, J. *J. Am. Chem. Soc.* **1988**, *110*, 1238; Mattay, J.; Mertes, J.; Maas, G. *Chem. Ber.* **1989**, *122*, 327; Alonso, I.; Carretero, J.C.; García Ruano, J.L. *Tetrahedron Lett.* **1989**, *30*, 3853; Tomioka, K.; Hamada, N.; Suenaga, T.; Koga, K. *J. Chem. Soc. Perkin Trans. 1*, **1990**, 426; Cativiela, C.; López, P.; Mayoral, J.A. *Tetrahedron: Asymmetry* **1990**, *1*, 61.

²⁰⁶⁴For a review, see Narasaka, K. *Synthesis* **1991**, 1. For some recent examples, see Bir, G.; Kaufmann, D. *J. Organomet. Chem.* **1990**, *390*, 1; Rebiere, F.; Riant, O.; Kagan, H.B. *Tetrahedron: Asymmetry* **1990**, *1*, 199; Terada, M.; Mikami, K.; Nakai, T. *Tetrahedron Lett.* **1991**, *32*, 935; Corey, E.J.; Imai, N.; Zhang, H. *J. Am. Chem. Soc.* **1991**, *113*, 728; Narasaka, K.; Tanaka, H.; Kanai, F. *Bull. Chem. Soc. Jpn.* **1991**, *64*, 387; Hawkins, J.M.; Loren, S. *J. Am. Chem. Soc.* **1991**, *113*, 7794; Evans, D.A.; Barnes, D.M.; Johnson, J.S.; Lectka, T.; von Matt, P.; Miller, S.J.; Murry, J.A.; Norcross, R.D.; Shaughnessy, E.A.; Campos, K.R. *J. Am. Chem. Soc.* **1999**, *121*, 7582.

have been developed.²⁰⁶⁵ In many cases, asymmetric Lewis acids form a chiral complex with the dienophile.²⁰⁶⁶



Many interesting compounds can be prepared by the Diels–Alder reaction,²⁰⁶⁷ some of which would be hard to make in any other way. Azelines react with dienes to form cyclohexene derivatives fused to a four-membered ring amine (azetidine).²⁰⁶⁸ The C₆₀-Fullerenes undergo Diels–Alder reactions,²⁰⁶⁹ and the reaction is reversible.²⁰⁷⁰ Bicyclic sultams can be prepared by an intramolecular Diels–Alder reaction.²⁰⁷¹ Polycyclic lactones can be prepared.²⁰⁷² Aromatic compounds can behave as dienes,²⁰⁷³ but benzene is very unreactive toward dienophiles,²⁰⁷⁴ and very few dienophiles (one of them is benzyne) have been reported to give Diels–Alder adducts with it.²⁰⁷⁵ Naphthalene and phenanthrene are also quite resistant, although naphthalene has given Diels–Alder addition at high pressures.²⁰⁷⁶ However, anthracene and other compounds with at least three linear benzene rings give Diels–Alder reactions readily. The interesting compound triptycene can be prepared by a Diels–Alder

²⁰⁶⁵For a review, see Corey, E.J. *Angew. Chem. Int. Ed.* **2002**, *41*, 1651. See also, Doyle, M.P.; Phillips, I.M.; Hu, W. *J. Am. Chem. Soc.* **2001**, *123*, 5366; Owens, T.D.; Hollander, F.J.; Oliver A.G.; Ellman, J.A. *J. Am. Chem. Soc.* **2001**, *123*, 1539; Faller, J.W.; Grimmond, B.J.; D'Alliessi, D.G. *J. Am. Chem. Soc.* **2001**, *123*, 2525; Bolm, C.; Simić, O. *J. Am. Chem. Soc.* **2001**, *123*, 3830; Fukuzawa, S.; Komuro, Y.; Nakano, N.; Obara, S. *Tetrahedron Lett.* **2003**, *44*, 3671.

²⁰⁶⁶Hawkins, J.M.; Loren, S.; Nambu, M. *J. Am. Chem. Soc.* **1994**, *116*, 1657. See Sibi, M.P.; Venkatraman, L.; Liu, M.; Jaspersé, C.P. *J. Am. Chem. Soc.* **2001**, *123*, 8444.

²⁰⁶⁷For a review of this reaction in synthesis, see Nicolaou, K.C.; Snyder, S.A.; Montagnon, T.; Vassilkogiannakis, G. *Angew. Chem. Int. Ed.* **2002**, *41*, 1669.

²⁰⁶⁸Dave, P.R.; Duddu, R.; Surapaneni, R.; Gilardi, R. *Tetrahedron Lett.* **1999**, *40*, 443.

²⁰⁶⁹Murata, Y.; Kato, N.; Fujiwara, K.; Komatsu, K. *J. Org. Chem.* **1999**, *64*, 3483.

²⁰⁷⁰Wang, G.-W.; Saunders, M.; Cross, R.J. *J. Am. Chem. Soc.* **2001**, *123*, 256.

²⁰⁷¹Greig, I.R.; Tozer, M.J.; Wright, P.T. *Org. Lett.* **2001**, *3*, 369.

²⁰⁷²Vlaar, M.J.M.; Lor, M.H.; Ehlers, A.W.; Schakel, M.; Lutz, M.; Spek, A.L.; Lammertsma, K. *J. Org. Chem.* **2002**, *67*, 2485.

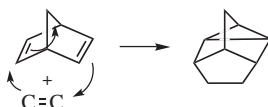
²⁰⁷³For a review, see Wagner-Jauregg, T. *Synthesis* **1980**, 165, 769. See also, Balaban, A.T.; Biermann, D.; Schmidt, W. *Nouv. J. Chim.* **1985**, *9*, 443.

²⁰⁷⁴However, see Chordia, M.D.; Smith, P.L.; Meiere, S.H.; Sabat, M.; Harman, W.D. *J. Am. Chem. Soc.* **2001**, *123*, 10756.

²⁰⁷⁵Miller, R.G.; Stiles, M. *J. Am. Chem. Soc.* **1963**, *85*, 1798; Meyerson, S.; Fields, E.K. *Chem. Ind. (London)* **1966**, 1230; Ciganek, E. *Tetrahedron Lett.* **1967**, 3321; Friedman, L. *J. Am. Chem. Soc.* **1967**, *89*, 3071; Liu, R.S.H.; Krespan, C.G. *J. Org. Chem.* **1969**, *34*, 1271.

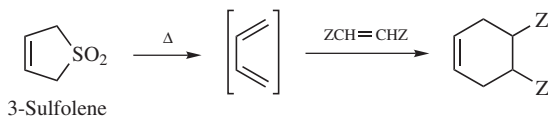
²⁰⁷⁶Plieninger, H.; Wild, D.; Westphal, J. *Tetrahedron* **1969**, *25*, 5561.

reaction between benzyne and anthracene:²⁰⁷⁷ For both all-carbon and hetero systems, the “diene” can be a conjugated enyne. If the geometry of the molecule is suitable, the diene can even be nonconjugated, for example,²⁰⁷⁸



This last reaction is known as the *homo-Diels-Alder reaction*. A similar reaction has been reported with alkynes, using a mixture of a cobalt complex, ZnI_2 and tetrabutylammonium borohydride as catalysts.²⁰⁷⁹

Competing reactions are polymerization of the diene or dienophile, or both, and [1,2]-cycloaddition (**15-63**). Intramolecular versions of the Diels-Alder reaction are well-known, and this is a powerful method for the synthesis of mono- and polycyclic compounds.²⁰⁸⁰ There are many examples and variations. Internal Diels-Alder reactions can be viewed as linking the diene and alkene by a tether, usually of carbon atoms. If the tether is replaced by functional groups that allow the selectivity inherent to the intramolecular cycloaddition, but can be cleaved afterward, a powerful modification is available. Indeed, such tethered cycloaddition reactions are increasingly common. After cycloaddition, the tether can be cleaved to give a functionalized cyclohexene derivative. Such tethered reactions allow enhancement of stereoselectivity²⁰⁸¹ and sometimes reactivity, relative to an untethered reaction, giving an indirect method for enhancing those parameters. Tethers or linkages include $C-O-SiR_2-C$ ²⁰⁸² or a $C-O-SiR_2-O-C$,²⁰⁸³ or hydroxamides.²⁰⁸⁴ Transient tethers can be used, as in the reaction of a diene having an allylic alcohol unit in a reaction is allyl alcohol, with $AlMe_3$, to give the cycloadduct with good selectivity.²⁰⁸⁵



²⁰⁷⁷Wittig, G.; Niethammer, K. *Chem. Ber.* **1960**, *93*, 944; Wittig, G.; Härle, H.; Knauss, E.; Niethammer, K. *Chem. Ber.* **1960**, *93*, 951. For a review of triptycene, see Skvarchenko, V.R.; Shalaev, V.K.; Klabunovskii, E.I. *Russ. Chem. Rev.* **1974**, *43*, 951.

²⁰⁷⁸See, for example, Fickes, G.N.; Metz, T.E. *J. Org. Chem.* **1978**, *43*, 4057; Paquette, L.A.; Kesselmayer, M.A.; Künzer, H. *J. Org. Chem.* **1988**, *53*, 5183.

²⁰⁷⁹Hilt, G.; du Mesnil, F.-X. *Tetrahedron Lett.* **2000**, *41*, 6757.

²⁰⁸⁰Carlson, R.G. *Ann. Rep. Med. Chem.* **1974**, *9*, 270; Oppolzer, W. *Angew. Chem. Int. Ed.* **1977**, *16*, 10 (see pp. 10–18); Brieger, G.; Bennett, J.N. *Chem. Rev.* **1980**, *80*, 63 (see p. 67); Fallis, A.G. *Can. J. Chem.* **1984**, *62*, 183; Smith, M.B. *Org. Prep. Proceed. Int.* **1990**, *22*, 315.

²⁰⁸¹For a discussion of the origins of stereoselectivity in intramolecular tethered reactions, see Tantillo, D.J.; Houk, K.N.; Jung, M.E. *J. Org. Chem.* **2001**, *66*, 1938.

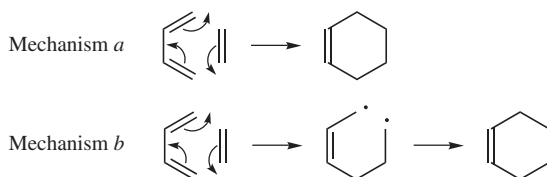
²⁰⁸²Stork, G.; Chan, T.Y.; Breault, G.A. *J. Am. Chem. Soc.* **1992**, *114*, 7578.

²⁰⁸³Craig, D.; Reader, J.C. *Tetrahedron Lett.* **1992**, *33*, 6165.

²⁰⁸⁴Ishikawa, T.; Senzaki, M.; Kadoya, R.; Morimoto, T.; Miyake, N.; Izawa, M.; Saito, S. Kobayashi, H. *J. Am. Chem. Soc.* **2001**, *123*, 4607.

²⁰⁸⁵Bertozzi, F.; Olsson, R.; Frejd, T. *Org. Lett.* **2000**, *2*, 1283.

The Diels–Alder reaction is usually reversible, although the retro reaction typically occurs at significantly higher temperatures than the forward reaction. However, the reversibility of the reaction and has been used to protect double bonds.²⁰⁸⁶ A convenient substitute for butadiene in the Diels–Alder reaction is the compound 3-sulfolene since the latter is a solid which is easy to handle while the former is gas.²⁰⁸⁷ Butadiene is generated *in situ* by a reverse Diels–Alder reaction (see 17-20).



There are, broadly speaking, three possible mechanisms that have been considered for the uncatalyzed Diels–Alder reaction.²⁰⁸⁸ In mechanism *a* there is a cyclic six-centered transition state and no intermediate. The reaction is concerted and occurs in one step. In mechanism *b*, one end of the diene fastens to one end of the dienophile first to give a diradical, and then, in a second step, the other ends become fastened.²⁰⁸⁹ A diradical formed in this manner must be a singlet; that is, the two unpaired electrons must have opposite spins, by an argument similar to that outlined on p. 277. The third mechanism (*c*, not shown) is similar to mechanism *b*, but the initial bond and the subsequent bond are formed by movements of electron pairs and the intermediate is a diion. There have been many mechanistic investigations of the Diels–Alder reaction. The bulk of the evidence suggests that most Diels–Alder reactions take place by the one-step cyclic mechanism *a*,²⁰⁹⁰ although it is possible

²⁰⁸⁶For reviews of the reverse Diels–Alder reaction, see Ichihara, A. *Synthesis* **1987**, 207; Lasne, M.; Ripoll, J.L. *Synthesis* **1985**, 121; Ripoll, J.L.; Rouessac, A.; Rouessac, F. *Tetrahedron* **1978**, *34*, 19; Brown, R.F.C. *Pyrolytic Methods in Organic Chemistry*, Academic Press, NY, **1980**, pp. 259–281; Kwart, H.; King, K. *Chem. Rev.* **1968**, *68*, 415.

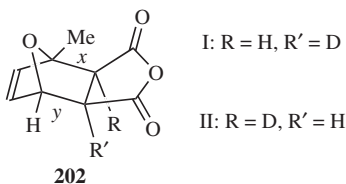
²⁰⁸⁷Sample Jr., T.E.; Hatch, L.F. *Org. Synth.* **VI**, 454. For a review, see Chou, T.; Tso, H. *Org. Prep. Proced. Int.* **1989**, *21*, 257.

²⁰⁸⁸For reviews, see Sauer, J.; Sustmann, R. *Angew. Chem. Int. Ed.* **1980**, *19*, 779; Houk, K.N. *Top. Curr. Chem.* **1979**, *79*, 1; Seltzer, S. *Adv. Alicyclic Chem.* **1968**, *2*, 1; Ref. 1981. For a review of the application of quantum-chemical methods to the study of this reaction, see Babichev, S.S.; Kovtunenkov, V.A.; Voitenko, Z.V.; Tyltin, A.K. *Russ. Chem. Rev.* **1988**, *57*, 397. For a discussion of synchronous versus nonsynchronous mechanisms, see Beno, B.R.; Houk, K.N.; Singleton, D.A. *J. Am. Chem. Soc.* **1996**, *118*, 9984; Singleton, D.A.; Schulmeier, B.E.; Hang, C.; Thomas, A.A.; Leung, S.-W.; Merrigan, S.R. *Tetrahedron* **2001**, *57*, 5149. Also see, Li, Y.; Houk, K.N. *J. Am. Chem. Soc.* **1993**, *115*, 7478 for the dimerization mechanism of 1,3-butadiene.

²⁰⁸⁹For a discussion of a diradical stepwise versus concerted mechanism for reactions with chalcogens, see Orlova, G.; Goddard, J.D. *J. Org. Chem.* **2001**, *66*, 4026.

²⁰⁹⁰For a contrary view, see Dewar, M.J.S.; Olivella, S.; Stewart, J.J.P. *J. Am. Chem. Soc.* **1986**, *108*, 5771. For arguments against this view, see Houk, K.N.; Lin, Y.; Brown, F.K. *J. Am. Chem. Soc.* **1986**, *108*, 554; Hancock, R.A.; Wood, Jr., B.F. *J. Chem. Soc., Chem. Commun.* **1988**, 351; Gajewski, J.J.; Peterson, K.B.; Kagel, J.R.; Huang, Y.C.J. *J. Am. Chem. Soc.* **1989**, *111*, 9078.

that a diradical²⁰⁹¹ or even a diion²⁰⁹² mechanism may be taking place in some cases. Radical cation Diels–Alder reactions have been considered.²⁰⁹³ The main evidence in support of mechanism *a* is as follows: (1) The reaction is stereospecific in both the diene and dienophile. A completely free diradical or diion probably would not be able to retain its configuration. (2) In general, the rates of Diels–Alder reactions depend very little on the nature of the solvent. This would rule out a diion intermediate because polar solvents increase the rates of reactions that develop charges in the transition state. (3) It was shown that, in the decomposition of **202**, the isotope effect k_I/k_{II} was equal to 1.00 within experimental error.²⁰⁹⁴ If bond *x* were to break before bond *y*, there



should surely be a secondary isotope effect. This result strongly indicates that the bond breaking of *x* and *y* is simultaneous. This is the reverse of a Diels–Alder reaction, and by the principle of microscopic reversibility, the mechanism of the forward reaction should involve simultaneous formation of bonds *x* and *y*. Subsequently, a similar experiment was carried out on the forward reaction²⁰⁹⁵ and the result was the same. There is also other evidence for mechanism *a*.²⁰⁹⁶ However, the fact that the mechanism is concerted does not necessarily mean that it is synchronous.²⁰⁹⁷ In the transition state of a synchronous reaction both new σ bonds would be formed to the same extent, but a Diels–Alder reaction with non-symmetrical components might very well be non-synchronous;²⁰⁹⁸ that is, it could have a transition state in which one

²⁰⁹¹See, for example, Bartlett, P.D.; Mallet, J.J. *J. Am. Chem. Soc.* **1976**, *98*, 143; Jenner, G.; Rimmelin, J. *Tetrahedron Lett.* **1980**, *21*, 3039; Van Mele, B.; Huybrechts, G. *Int. J. Chem. Kinet.* **1987**, *19*, 363; **1989**, *21*, 967.

²⁰⁹²For a reported example, see Gassman, P.G.; Gorman, D.B. *J. Am. Chem. Soc.* **1990**, *112*, 8624.

²⁰⁹³Haberl, U.; Wiest, O.; Steckhan, E. *J. Am. Chem. Soc.* **1999**, *121*, 6730.

²⁰⁹⁴Seltzer, S. *J. Am. Chem. Soc.* **1963**, *85*, 1360; **1965**, *87*, 1534. For a review of isotope effect studies of Diels–Alder and other pericyclic reactions, see Gajewski, J.J. *Isot. Org. Chem.* **1987**, *7*, 115–176.

²⁰⁹⁵Van Sickle, D.E.; Rodin, J.O. *J. Am. Chem. Soc.* **1964**, *86*, 3091.

²⁰⁹⁶See, for example, Dewar, M.J.S.; Pyron R.S. *J. Am. Chem. Soc.* **1970**, *92*, 3098; Brun, C.; Jenner, G. *Tetrahedron* **1972**, *28*, 3113; Doering, W. von E.; Franck-Neumann, M.; Hasselmann, D.; Kaye, R.L. *J. Am. Chem. Soc.* **1972**, *94*, 3833; McCabe, J.R.; Eckert, C.A. *Acc. Chem. Res.* **1974**, *7*, 251; Berson, J.A.; Dervan, P.B.; Malherbe, R.; Jenkins, J.A. *J. Am. Chem. Soc.* **1976**, *98*, 5937; Rucker, C.; Lang, D.; Sauer, J.; Friege, H.; Sustmann, R. *Chem. Ber.* **1980**, *113*, 1663; Tolbert, L.M.; Ali, M.B. *J. Am. Chem. Soc.* **1981**, *103*, 2104.

²⁰⁹⁷For an example of a study of a reaction that is concerted but asynchronous, see Avalos, M.; Babiano, R.; Clemente, F.R.; Cintas, P.; Gordillo, R.; Jiménez, J.L.; Palacios, J.C. *J. Org. Chem.* **2000**, *65*, 8251

²⁰⁹⁸Woodward, R.B.; Katz, T.J. *Tetrahedron* **1959**, *5*, 70; Liu, M.T.H.; Schmidt, C. *Tetrahedron* **1971**, *27*, 5289; Dewar, M.J.S.; Pyron R.S. *J. Am. Chem. Soc.* **1970**, *92*, 3098; Papadopoulos, M.; Jenner, G. *Tetrahedron Lett.* **1982**, *23*, 1889; Houk, K.N.; Loncharich, R.J.; Blake, J.F.; Jorgensen, W.L. *J. Am. Chem. Soc.* **1989**, *111*, 9172; Lehd, M.; Jensen, F. *J. Org. Chem.* **1990**, *55*, 1034.

bond has been formed to a greater degree than the other.²⁰⁹⁹ A biradical mechanism has been proposed for some Diels–Alder reactions.²¹⁰⁰

In another aspect of the mechanism, the effects of electron-donating and electron-withdrawing substituents (p. 1196) indicate that the diene is behaving as a nucleophile and the dienophile as an electrophile. However, this can be reversed. Perchlorocyclopentadiene reacts better with cyclopentene than with maleic anhydride and not at all with tetracyanoethylene, although the latter is normally the most reactive dienophile known. It is apparent, then, that this diene is the electrophile in its Diels–Alder reactions.²¹⁰¹ Reactions of this type are said to proceed with *inverse electron demand*.²¹⁰²

We have emphasized that the Diels–Alder reaction generally takes place rapidly and conveniently. In sharp contrast, the apparently similar dimerization of alkenes to cyclobutanes (**15-63**) gives very poor results in most cases, except when photochemically induced. Woodward and Hoffmann, and Fukui have shown that these contrasting results can be explained by the *principle of conservation of orbital symmetry*,²¹⁰³ which predicts that certain reactions are allowed and others forbidden. The orbital-symmetry rules (also called the Woodward–Hoffmann rules)²¹⁰⁴ apply *only to concerted reactions*, for example, mechanism *a*, and are based on the principle that reactions take place in such a way as to maintain maximum bonding throughout the course of the reaction. There are several ways of applying the orbital-symmetry principle to cycloaddition reactions, three

²⁰⁹⁹For a theoretical investigation of the ionic Diels–Alder reaction, see dePascual-Teresa, B.; Houk, K.N. *Tetrahedron Lett.* **1996**, *37*, 1759. For a discussion of the origin of synchronicity in the transition state of polar Diels–Alder reactions, see Domingo, L.R.; Aurell, M.J.; Pérez, P.; Contreras, R. *J. Org. Chem.* **2003**, *68*, 3884.

²¹⁰⁰de Echagüen, C.O.; Ortuño, R.M. *Tetrahedron Lett.* **1995**, *36*, 749. See Li, Y.; Padias, A.B.; Hall Jr., H.K. *J. Org. Chem.* **1993**, *58*, 7049 for a discussion of diradicals in concerted Diels–Alder reactions.

²¹⁰¹Sauer, J.; Wiest, H. *Angew. Chem. Int. Ed.* **1962**, *1*, 269.

²¹⁰²For a review, see Boger, D.L.; Patel, M. *Prog. Heterocycl. Chem.* **1989**, *1*, 30. Also see, Pugnaud, S.; Masure, D.; Hallé, J.-C.; Chaquin, P. *J. Org. Chem.*, **1997**, *62*, 8687; Wan, Z.-K.; Snyder, J.K. *Tetrahedron Lett.* **1998**, *39*, 2487; Markó, I.E.; Evans, G.R. *Tetrahedron Lett.* **1994**, *35*, 2767, 2771.

²¹⁰³For monographs, see Fleming, I. *Pericyclic Reactions*, Oxford University Press, Oxford, **1999**, pp. 31–56; Gilchrist, T.L.; Storr, R.C. *Organic Reactions and Orbital Symmetry*, 2nd ed., Cambridge University Press, Cambridge, **1979**; Fleming, I. *Frontier Orbitals and Organic Chemical Reactions*, Wiley, NY, **1976**; Woodward, R.B.; Hoffmann, R. *The Conservation of Orbital Symmetry*, Academic Press, NY, **1970** [the text of this book also appears in *Angew. Chem. Int. Ed.* **1969**, *8*, 781; Lehr, R.E.; Marchand, A.P. *Orbital Symmetry*, Academic Press, NY, **1972**. For reviews, see Pearson, R.G. *J. Chem. Educ.* **1981**, *58*, 753; in Klopman, G. *Chemical Reactivity and Reaction Paths*, Wiley, NY, **1974**, the articles by Fujimoto, H.; Fukui, K. pp. 23–54, Klopman, G. pp. 55–165, Herndon, W.C.; Feuer, J.; Giles, W.B.; Otteson, D.; Silber, E. pp. 275–299; Michl, J. pp. 301–338; Simonetta, M. *Top. Curr. Chem.* **1973**, *42*, 1; Houk, K.N. *Surv. Prog. Chem.* **1973**, *6*, 113; Vollmer, J.J.; Servis, K.L. *J. Chem. Educ.* **1970**, *47*, 491; Gill, G.B. *Essays Chem.* **1970**, *1*, 43; *Q. Rev. Chem. Soc.* **1968**, *22*, 338; Seebach, D. *Fortschr. Chem. Forsch.* **1969**, *11*, 177; Miller, S.I. *Adv. Phys. Org. Chem.* **1968**, *6*, 185; Miller, S.I. *Bull. Soc. Chim. Fr.* **1966**, 4031. For a review of applications to inorganic chemistry, see Pearson, R.G. *Top. Curr. Chem.* **1973**, *41*, 75.

²¹⁰⁴Chattaraj, P.K.; Fuentealba, P.; Gómez, B.; Contreras, R. *J. Am. Chem. Soc.* **2000**, *122*, 348.

of which are used more frequently than others.²¹⁰⁵ Of these three, we will discuss two: the frontier-orbital method and the Möbius–Hückel method. The third, called the correlation diagram method,²¹⁰⁶ is less convenient to apply than the other two.

The Frontier Orbital Method²¹⁰⁷

As applied to cycloaddition reactions the rule is that *reactions are allowed only when all overlaps between the highest occupied molecular orbital (HOMO) of one reactant and the lowest unoccupied molecular orbital (LUMO) of the other are such that a positive lobe overlaps only with another positive lobe and a negative lobe only with another negative lobe*. We may recall that monoalkenes have two π molecular orbitals (p. 10) and that conjugated dienes have four (p. 38), as shown in Fig. 15.2. A concerted cyclization of two monoalkenes (a [2 + 2]-reaction) is not allowed because it would require that a positive lobe overlap with a negative lobe (Fig. 15.3). On the other hand, the Diels–Alder reaction (a [4 + 2]-reaction) is allowed, whether considered from either direction (Fig. 15.4).

These considerations are reversed when the ring closures are photochemically induced since in such cases an electron is promoted to a vacant orbital before the reaction occurs. Obviously, the [2 + 2] reaction is now allowed (Fig. 15.5) and the [4 + 2]-reaction disallowed. The reverse reactions follow the same rules, by the principle of microscopic reversibility. In fact, Diels–Alder adducts are usually cleaved quite readily, while cyclobutanes, despite the additional strain, require more strenuous conditions.

²¹⁰⁵For other approaches, see Epiotis, N.D. *Theory of Organic Reactions*, Springer, NY, **1978**; Epiotis, N.D.; Shaik, S. *J. Am. Chem. Soc.* **1978**, *100*, 1, 9; Halevi, E.A. *Angew. Chem. Int. Ed.* **1976**, *15*, 593; Shen, K. *J. Chem. Educ.* **1973**, *50*, 238; Salem, L. *J. Am. Chem. Soc.* **1968**, *90*, 543, 553; Trindle, C. *J. Am. Chem. Soc.* **1970**, *92*, 3251, 3255; Mulder, J.J.C.; Oosterhoff, L.J. *Chem. Commun.* **1970**, 305, 307; Goddard III, W.A. *J. Am. Chem. Soc.* **1970**, *92*, 7520; **1972**, *94*, 793; Herndon, W.C. *Chem. Rev.* **1972**, *72*, 157; Perrin, C.L. *Chem. Br.* **1972**, *8*, 163; Langlet, J.; Malrieu, J. *J. Am. Chem. Soc.* **1972**, *94*, 7254; Pearson, R.G. *J. Am. Chem. Soc.* **1972**, *94*, 8287; Mathieu, J. *Bull. Soc. Chim. Fr.* **1973**, 807; Silver, D.M.; Karplus, M. *J. Am. Chem. Soc.* **1975**, *97*, 2645; Day, A.C. *J. Am. Chem. Soc.* **1975**, *97*, 2431; Mok, K.; Nye, M.J. *J. Chem. Soc. Perkin Trans. 2*, **1975**, 1810; Ponec, R. *Collect. Czech. Chem. Commun.* **1984**, *49*, 455; **1985**, *50*, 1121; Hua-ming, Z.; De-xiang, W. *Tetrahedron* **1986**, *42*, 515; Bernardi, F.; Olivucci, M.; Robb, M.A. *Res. Chem. Intermed.* **1989**, *12*, 217; *Acc. Chem. Res.* **1990**, *23*, 405.

²¹⁰⁶For excellent discussions of this method, see Woodward, R.B.; Hoffmann, R. *The Conservation of Orbital Symmetry*, Academic Press, NY, **1970**; *Angew. Chem. Int. Ed.* **1969**, *8*, 781; Jones, R.A.Y. *Physical and Mechanistic Organic Chemistry* 2nd ed., Cambridge University Press, Cambridge, **1984**, pp. 352–366; Klumpp, G.W. *Reactivity in Organic Chemistry*, Wiley, NY, **1982**, pp. 378–389; Yates, K. *Hückel Molecular Orbital Theory*, Academic Press, NY, **1978**, pp. 263–276.

²¹⁰⁷Fukui, K.; Fujimoto, H. *Bull. Chem. Soc. Jpn.* **1967**, *40*, 2018; **1969**, *42*, 3399; Fukui, K. *Fortschr. Chem. Forsch.* **1970**, *15*, 1; *Acc. Chem. Res.* **1971**, *4*, 57; Houk, K.N. *Acc. Chem. Res.* **1975**, *8*, 361. See also, Chu, S. *Tetrahedron* **1978**, *34*, 645. For a monograph on Frontier Orbitals see Fleming, I. *Pericyclic Reactions*, Oxford University Press, Oxford, **1999**. For reviews, see Fukui, K. *Angew. Chem. Int. Ed.* **1982**, *21*, 801; Houk, K.N., in Marchand, A.P.; Lehr, R.E. *Pericyclic Reactions*, Vol. 2; Academic Press, NY, **1977**, pp. 181–271.

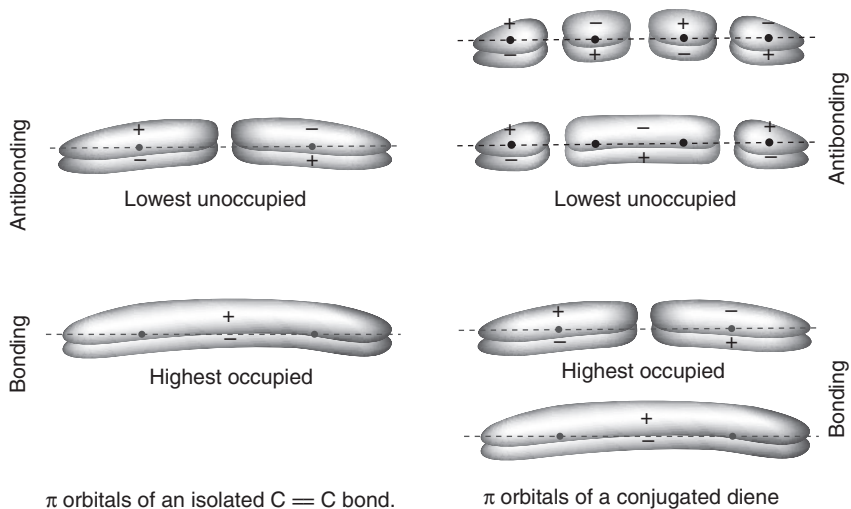


Fig. 15.2. Schematic drawings of the π -orbitals of an isolated C=C bond and a conjugated diene.

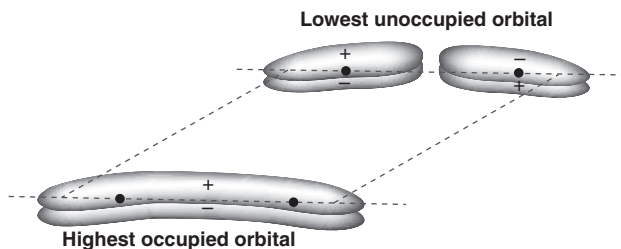


Fig. 15.3. Overlap of orbitals in a thermal [2+2]-cycloaddition.

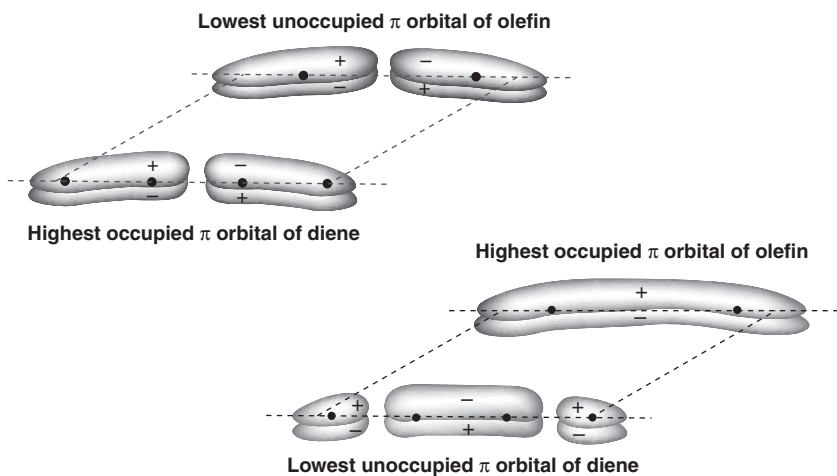


Fig. 15.4. Two ways for orbitals to overlap in a thermal [4+2]-cycloaddition.

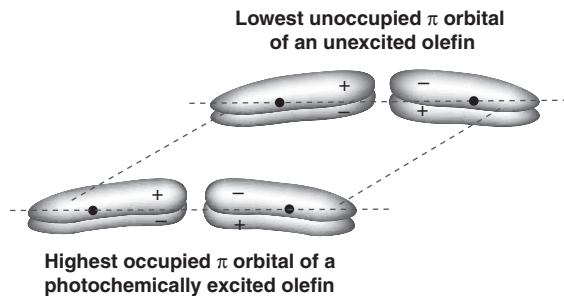


Fig. 15.5. Overlap of orbitals in a photochemical $[2 + 2]$ -cycloaddition.

The Möbius–Hückel Method²¹⁰⁸

In this method, the orbital symmetry rules are related to the Hückel aromaticity rule discussed in Chapter 2.²¹⁰⁹ Hückel's rule, which states that a cyclic system of electrons is aromatic (hence, stable) when it consists of $4n + 2$ electrons, applies of course to molecules in their ground states. In applying the orbital symmetry principle we are not concerned with ground states, but with transition states. In the present method, we do not examine the molecular orbitals themselves, but rather the p orbitals before they overlap to form the molecular orbitals. Such a set of p orbitals is called a *basis set* (Fig. 15.6). In investigating the possibility of a concerted reaction, we put the basis sets into the position they would occupy in the transition state. Figure 15.7 shows this for both the $[2 + 2]$ and the $[4 + 2]$ ring closures. What we look for are *sign inversions*. In Fig. 15.7, we can see that there are no sign inversions in either case. That is, the dashed line connects only lobes with a minus sign. Systems with *zero or an even number* of sign inversions are called *Hückel systems*. Because they have no sign inversions, both of these systems are Hückel systems. Systems with *an odd number* of sign

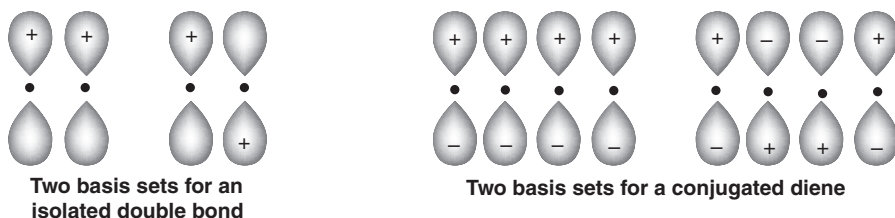


Fig. 15.6. Some basis sets.

²¹⁰⁸Zimmerman, H.E., in Marchand, A.P.; Lehr, R.E. *Pericyclic Reactions*, Vol. 2, Academic Press, NY, **1977**, pp. 53–107; *Acc. Chem. Res.* **1971**, *4*, 272; *J. Am. Chem. Soc.* **1966**, *88*, 1564, 1566; Dewar, M.J.S. *Angew. Chem. Int. Ed.* **1971**, *10*, 761; Jefford, C.W.; Burger, U. *Chimia*, **1971**, *25*, 297; Herndon, W.C. *J. Chem. Educ.* **1981**, *58*, 371.

²¹⁰⁹See Morao, I.; Cossío, F.P. *J. Org. Chem.* **1999**, *64*, 1868.

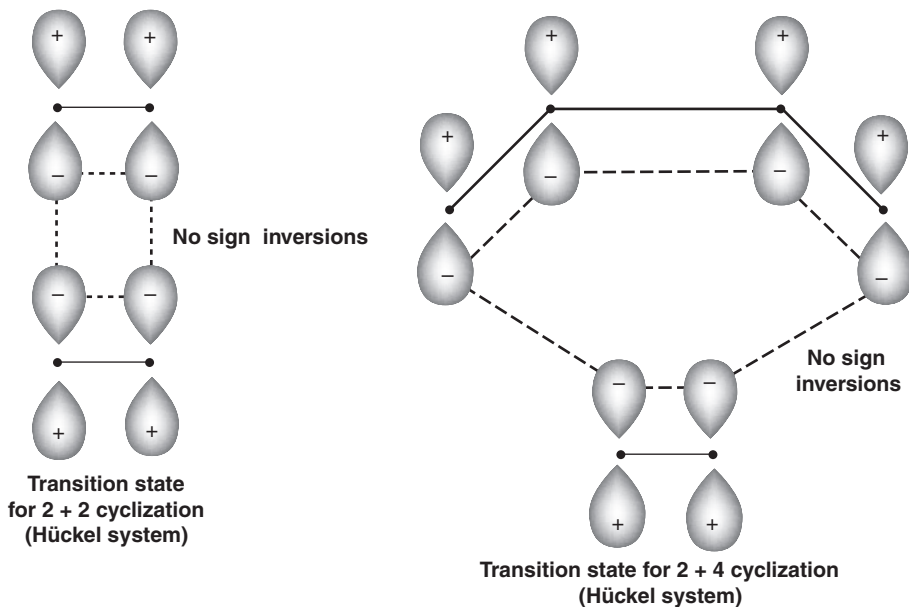


Fig. 15.7. Transition states illustrating Hückel–Möbius rules for cycloaddition reactions.

inversions are called *Möbius systems* (because of the similarity to the Möbius strip, which is a mathematical surface, shown in Fig. 15.8). Möbius systems do not enter into either of these reactions, but an example of such a system is shown on p. \$\$\$.

The rule may then be stated: *A thermal pericyclic reaction involving a Hückel system is allowed only if the total number of electrons is $4n + 2$. A thermal pericyclic reaction involving a Möbius system is allowed only if the total number of electrons is $4n$.* For photochemical reactions these rules are reversed. Since both the [4 + 2]- and [2 + 2]-cycloadditions are Hückel systems, the Möbius–Hückel method predicts that the [4 + 2]-reaction, with 6 electrons, is thermally allowed,




Fig. 15.8. A Möbius strip. Such a strip is easily constructed by twisting a thin strip of paper 180° and fastening the ends together.

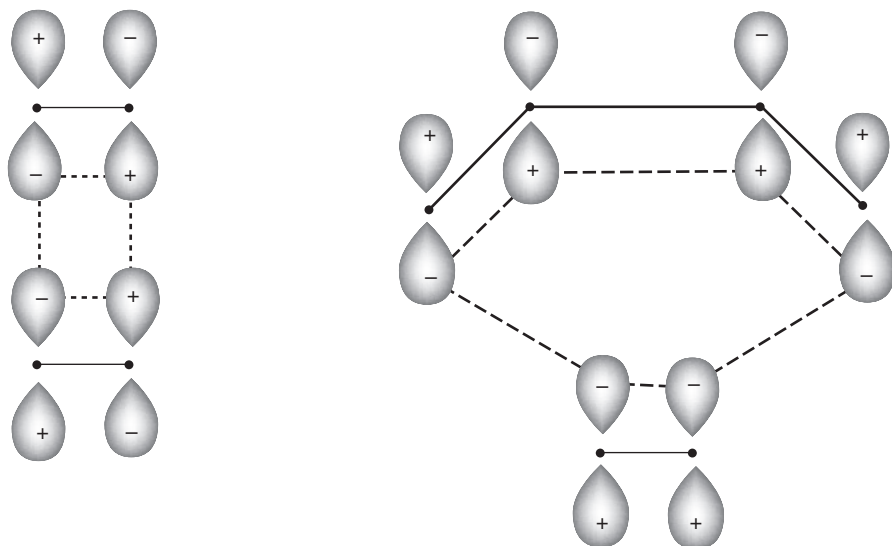


Fig. 15.9. Transition states of $[2 + 2]$ - and $[4 + 2]$ -cyclizations involving other basis sets.

but the $[2 + 2]$ -reaction is not. On the other hand, the $[2 + 2]$ -reaction is allowed photochemically, while the $[4 + 2]$ -reaction is forbidden.

Note that both the $[2 + 2]$ and $[4 + 2]$ transition states are Hückel systems no matter what basis sets we chose. For example, Fig. 15.9 shows other basis sets we might have chosen. In every case there will be zero or an even number of sign inversions.

Thus, the frontier orbital and Hückel–Möbius methods (and the correlation-diagram method as well) lead to the same conclusions: thermal $[4 + 2]$ -cycloadditions and photochemical $[2 + 2]$ -cycloadditions (and the reverse ring openings) are allowed, while photochemical $[4 + 2]$ and thermal $[2 + 2]$ ring closings (and openings) are forbidden.

Application of the same procedures to other ring closures shows that $[4 + 4]$ and $[2 + 6]$ ring closures and openings require photochemical induction while the $[4 + 6]$ - and $[2 + 8]$ -reactions can take place only thermally (see 15-53). In general, cycloaddition reactions allowed thermally are those with $4n + 2$ electrons, while those allowed photochemically have $4n$ electrons.

It must be emphasized once again that the rules apply only to cycloaddition reactions that take place by cyclic mechanisms, that is, where two σ bonds are formed (or broken) at about the same time.²¹¹⁰ The rule does not apply to cases where one bond is clearly formed (or broken) before the other. It must further be emphasized that the fact that the thermal Diels–Alder reaction (mechanism *a*) is allowed by the principle of conservation of orbital symmetry does not constitute

²¹¹⁰For a discussion of concertedness in these reactions see Lehr, R.E.; Marchand, A.P., in Marchand, A.P.; Lehr, R.E. *Pericyclic Reactions*, Vol. 1, Academic Press, NY, 1977, pp. 1–51.

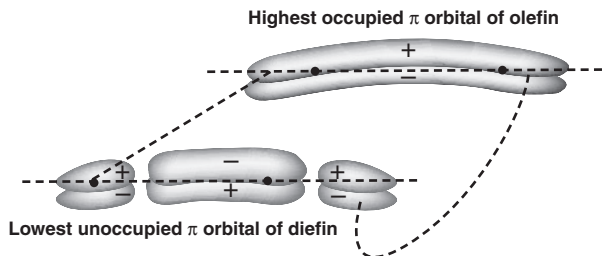


Fig. 15.10. Overlap of orbitals in an antarafacial thermal $[4 + 2]$ -cycloaddition.

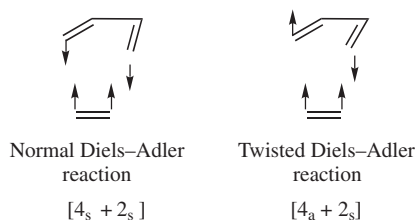
proof that any given Diels–Alder reaction proceeds by this mechanism. The principle merely says the mechanism is allowed, not that it must go by this pathway. However, the principle does say that thermal $[2 + 2]$ -cycloadditions in which the molecules assume a face-to-face geometry cannot²¹¹¹ take place by a cyclic mechanism because their activation energies would be too high (however, see below). As we will see (15-62), such reactions largely occur by two-step mechanisms. Similarly, $[4 + 2]$ -photochemical cycloadditions are also known, but the fact that they are not stereospecific indicates that they also take place by the two-step diradical mechanism (mechanism *b*).²¹¹²

In all of the above discussion we have assumed that a given molecule forms both the new σ bonds from the same face of the π system. This manner of bond formation, called *suprafacial*, is certainly most reasonable and almost always takes place. The subscript *s* is used to designate this geometry, and a normal Diels–Alder reaction would be called a $[\pi 2_s + \pi 4_s]$ -cycloaddition (the subscript π indicates that π electrons are involved in the cycloaddition). However, we can conceive of another approach in which the newly forming bonds of the diene lie on *opposite* faces of the π system, that is, they point in opposite directions. This type of orientation of the newly formed bonds is called *antarafacial*, and the reaction would be a $[\pi 2_s + \pi 4_a]$ -cycloaddition (a stands for antarafacial). We can easily show by the frontier-orbital method that this reaction (and consequently the reverse ring-opening reactions) are thermally forbidden and photochemically allowed. Thus in order for a $[\pi 2_s + \pi 4_a]$ -reaction to proceed, overlap between the highest occupied π orbital of the alkene and the lowest unoccupied π orbital of the diene would have to occur as shown in Fig. 15.10, with a + lobe

²¹¹¹The possibility has been raised that some disallowed reactions may nevertheless proceed by concerted mechanisms: see Schmidt, W. *Helv. Chim. Acta* **1971**, *54*, 862; *Tetrahedron Lett.* **1972**, 581; Muszkat, K.A.; Schmidt, W. *Helv. Chim. Acta* **1971**, *54*, 1195; Baldwin, J.E.; Andrist, A.H.; Pinschmidt Jr., R.K. *Acc. Chem. Res.* **1972**, *5*, 402; Berson, J.A. *Acc. Chem. Res.* **1972**, *5*, 406; Baldwin, J.E., in Marchand, A.P.; Lehr, R.E. *Pericyclic Reactions*, Vol. 2, Academic Press, NY, **1977**, pp. 273–302.

²¹¹²For example, see Sieber, W.; Heimgartner, H.; Hansen, H.; Schmid, H. *Helv. Chim. Acta* **1972**, *55*, 3005. For discussions see Bartlett, P.D.; Helgeson, R.; Wersel, O.A. *Pure Appl. Chem.* **1968**, *16*, 187; Seeley, D.A. *J. Am. Chem. Soc.* **1972**, *94*, 4378; Kaupp, G. *Angew. Chem. Int. Ed.* **1972**, *11*, 313, 718.

overlapping a $-$ lobe. Since like signs are no longer overlapping, the thermal reaction is now forbidden. Similarly, thermal $[\pi 4_s + \pi 2_a]$ - and



$[\pi 2_a + \pi 2_a]$ -cyclizations are forbidden, while thermal $[\pi 4_a + \pi 2_a]$ - and $[\pi 2_s + \pi 2_a]$ -cyclizations are allowed, and these considerations are reversed for the corresponding photochemical processes. Of course, an antarafacial approach is highly unlikely in a $[4 + 2]$ -cyclization,²¹¹³ but larger ring closures could take place by such a pathway, and $[2 + 2]$ -thermal cyclizations, where the $[\pi 2_s + \pi 2_s]$ pathway is forbidden, can also do so in certain cases (see **15-63**). We therefore see that whether a given cycloaddition is allowed or forbidden depends on the geometry of approach of the two molecules involved.

Symmetry considerations have also been advanced to explain predominant endo addition.²¹¹⁴ In the case of $[4 + 2]$ addition of butadiene to itself, the approach can be exo or endo. It can be seen (Fig. 15.11) that whether the HOMO of the diene overlaps with the LUMO of the alkene or vice versa, the endo orientation is stabilized by additional secondary overlap of orbitals²¹¹⁵ of like sign (dashed lines between heavy dots). Addition from the exo direction has no such stabilization. Evidence for secondary orbital overlap as the cause of predominant endo orientation, at least in some cases, is that $[4 + 6]$ -cycloaddition is predicted by similar considerations to proceed with predominant exo orientation, and that is what is found.²¹¹⁶ However, this explanation does not account for endo orientation in cases where the dienophile does not possess additional π orbitals, and a number of alternative explanations have been offered.²¹¹⁷

²¹¹³A possible photochemical $[\pi 2_a + \pi 4_s]$ -cycloaddition has been reported: Hart, H.; Miyashi, T.; Buchanan, D.N.; Sasson, S. *J. Am. Chem. Soc.* **1974**, *96*, 4857.

²¹¹⁴Hoffmann, R.; Woodward, R.B. *J. Am. Chem. Soc.* **1965**, *87*, 4388.

²¹¹⁵For reviews of secondary orbital interactions, see Ginsburg, D. *Tetrahedron* **1983**, *39*, 2095; Gleiter, R.; Paquette, L.A. *Acc. Chem. Res.* **1983**, *16*, 328. For a new secondary orbital interaction see Singleton, D.A. *J. Am. Chem. Soc.* **1992**, *114*, 6563.

²¹¹⁶See, for example, Cookson, R.C.; Drake, B.V.; Hudec, J.; Morrison, A. *Chem. Commun.* **1966**, 15; Itô, S.; Fujise, Y.; Okuda, T.; Inoue, Y. *Bull. Chem. Soc. Jpn.* **1966**, *39*, 1351; Paquette, L.A.; Barrett, J.H.; Kuhla, D.E. *J. Am. Chem. Soc.* **1969**, *91*, 3616; Houk, K.N.; Woodward, R.B. *J. Am. Chem. Soc.* **1970**, *92*, 4143, 4145; Jones, D.W.; Kneen, G. *J. Chem. Soc., Chem. Commun.* **1973**, 420. Also see Apeloig, Y.; Matzner, E. *J. Am. Chem. Soc.* **1995**, *117*, 5375.

²¹¹⁷See, for example, Houk, K.N.; Luskus, L.J. *J. Am. Chem. Soc.* **1971**, *93*, 4606; Kobuke, Y.; Sugimoto, T.; Furukawa, J.; Fueno, T. *J. Am. Chem. Soc.* **1972**, *94*, 3633; Jacobson, B.M. *J. Am. Chem. Soc.* **1973**, *95*, 2579; Mellor, J.M.; Webb, C.F. *J. Chem. Soc. Perkin Trans. 2*, **1974**, 17, 26; Fox, M.A.; Cardona, R.; Kiewiet, N.J. *J. Org. Chem.* **1987**, *52*, 1469.

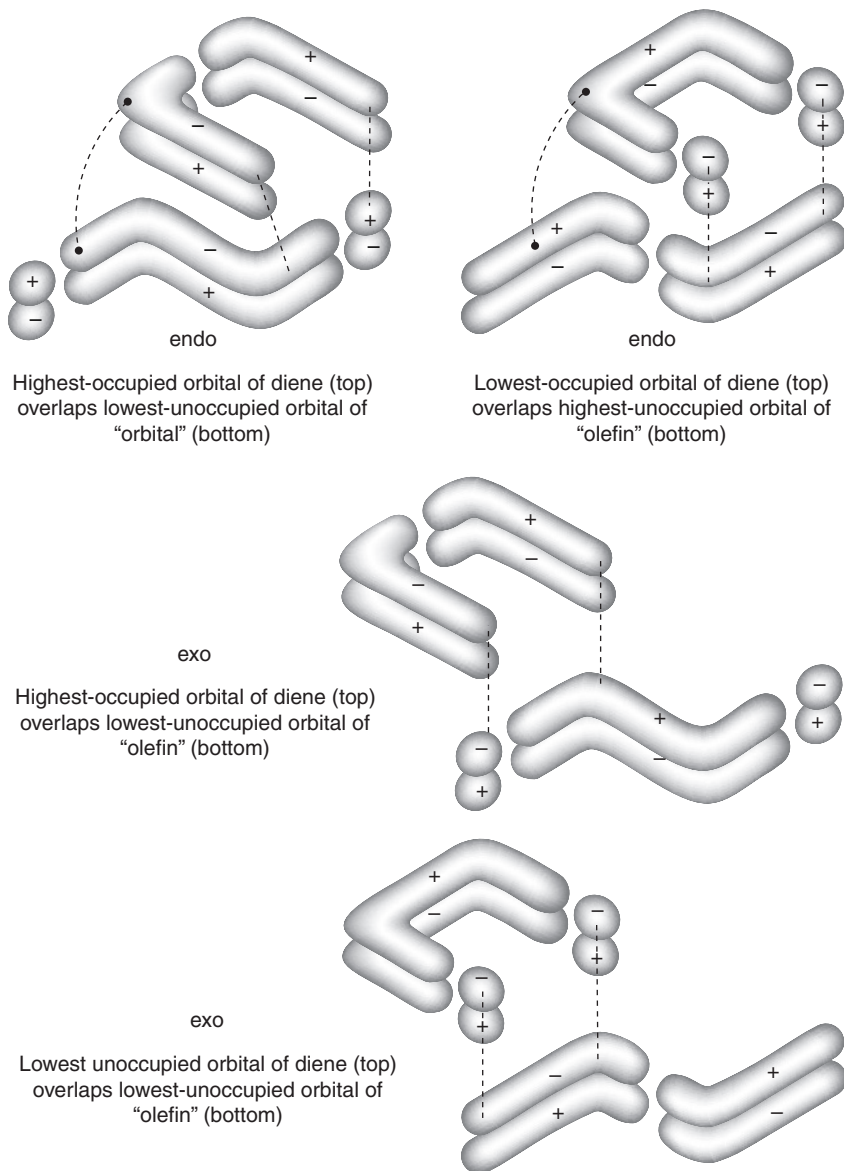
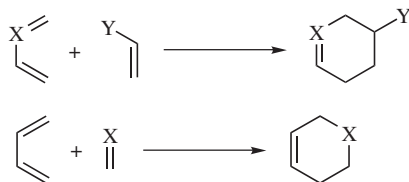


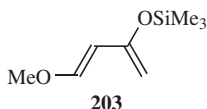
Fig. 15.11. Overlap of orbitals in $[4 + 2]$ -cycloaddition of dienes.

OS **II**, 102; **III**, 310, 807; **IV**, 238, 738, 890, 964; **V**, 414, 424, 604, 985, 1037; **VI**, 82, 196, 422, 427, 445, 454; **VII**, 4, 312, 485; **VIII**, 31, 38, 298, 353, 444, 597; **IX**, 186, 722; **75**, 201; **81**, 171. For a reverse Diels–Alder reaction, see OS **VII**, 339.

15-61 Heteroatom Diels–Alder Reactions



Carbon–carbon multiple bonds are not the only units that can participate in Diels–Alder reactions. Other double- and triple-bond compounds can be dienophiles and they give rise to heterocyclic compounds.²¹¹⁸ Among these are $\text{N}\equiv\text{C}-$, $-\text{N}=\text{C}-$,²¹¹⁹ iminium salts,²¹²⁰ $-\text{N}=\text{N}-$, $\text{O}=\text{N}-$,²¹²¹ and $-\text{C}=\text{O}$ compounds²¹²² and even molecular oxygen (**15-62**). It is noted that in the presence of a YbCl_3 catalyst, azirines reaction with dienes to give a 1-azabicyclo[4.1.0]heptene.²¹²³ Several catalysts can be used, depending on the nature of the heteroatoms incorporated into the alkene or diene.²¹²⁴ Intramolecular cycloaddition with a diene–imine substrate leads to pyrrolidines.²¹²⁵



Aldehydes react with suitably functionalized dienes, such as **203**, known as *Danishefsky's diene*,²¹²⁶ and the reaction usually requires a Lewis acid catalyst

²¹¹⁸FFor transition structures for selected hetero Diels–Alder reactions, see McCarrick, M.A.; Wu, Y.-D.; Houk, K.N. *J. Org. Chem.* **1993**, *58*, 3330.

²¹¹⁹Nogue, D.; Paugam, R.; Wartski, L. *Tetrahedron Lett.* **1992**, *33*, 1265; Collin, J.; Jaber, N.; Lannou, M.I. *Tetrahedron Lett.* **2001**, *42*, 7405; Hedberg, C.; Pinho, P.; Roth, P.; Andersson, P.G. *J. Org. Chem.* **2000**, *65*, 2810. For a review see Buonora, P.; Olsen, J.-C.; Oh, T. *Tetrahedron* **2001**, *57*, 6099; Anniyappan, M.; Muralidharan, D.; Perumal, P.T. *Tetrahedron Lett.* **2003**, *44*, 3653.

²¹²⁰Domingo, L.R. *J. Org. Chem.* **2001**, *66*, 3211; Chou, S.-S.P.; Hung, C.-C. *Synth. Commun.* **2001**, *31*, 1097.

²¹²¹Martin, S.F.; Hartmann, M.; Josey, J.A. *Tetrahedron Lett.* **1992**, *33*, 3583.

²¹²²FFor monographs on dienes and dienophiles with heteroatoms, see Boger, D.L.; Weinreb, S.M. *Hetero Diels–Alder Methodology in Organic Synthesis*, Academic Press, NY, **1987**; Hamer, J. *1,4-Cycloaddition Reactions*, Academic Press, NY, **1967**. For reviews, see Weinreb, S.M.; Scola, P.M. *Chem. Rev.* **1989**, *89*, 1525; Boger, D.L., in Lindberg, T. *Strategies and Tactics in Organic Synthesis*, Vol. 2, Academic Press, NY, **1989**, pp. 1–56; Kametani, T.; Hibino, S. *Adv. Heterocycl. Chem.* **1987**, *42*, 245; Boger, D.L. *Tetrahedron* **1983**, *39*, 2869; Weinreb, S.M.; Staib, R.R. *Tetrahedron* **1982**, *38*, 3087; Weinreb, S.M.; Levin, J.I. *Heterocycles* **1979**, *12*, 949; Desimoni, G.; Tacconi, G. *Chem. Rev.* **1975**, *75*, 651; Kresze, G.; Firl, J. *Fortschr. Chem. Forsch.* **1969**, *11*, 245. See also, Katritzky, A.R.; Dennis, N. *Chem. Rev.* **1989**, *89*, 827; Schmidt, R.R. *Acc. Chem. Res.* **1986**, *19*, 250; Boger, D.L. *Chem. Rev.* **1986**, *86*, 781.

²¹²³Ray, C.A.; Risberg, E.; Somfai, P. *Tetrahedron Lett.* **2001**, *42*, 9289.

²¹²⁴See Molander, G.A.; Rzasas, R.M. *J. Org. Chem.* **2000**, *65*, 1215.

²¹²⁵Amos, D.T.; Renslo, A.R.; Danhesier, R.L. *J. Am. Chem. Soc.* **2003**, *125*, 4970.

²¹²⁶Danishefsky, S.; Kitahara, T.; Schuda, P.F.; Etheredge, S.J. *J. Am. Chem. Soc.* **1976**, *98*, 3028; Danishefsky, S.; Kitahara, T.; McKee, R.; Schuda, P.F. *J. Am. Chem. Soc.* **1976**, *98*, 6715; Danishefsky, S.; Schuda, P.F.; Kitahara, T. Etheredge, S.J. *J. Am. Chem. Soc.* **1977**, *99*, 6066.

such as lanthanide compounds. Aldehydes react using a chiral titanium²¹²⁷ or a zirconium²¹²⁸ catalyst to give the dihydropyran with good enantioselectivity. Note that the reaction of Danishefsky's diene with an imine, formed *in situ* by reaction of an aryl aldehyde and an aniline derivative, proceeds without a Lewis acid.²¹²⁹ Such reactions of aldehydes can be catalyzed with Lewis acids and transition-metal catalysts. The Diels–Alder reaction of aldehydes with dienes can be catalyzed by many transition-metal compounds, including cobalt²¹³⁰ and indium²¹³¹ catalyst. Ketones also react with suitably functionalized dienes.²¹³²

Azadienes undergo Diels–Alder reactions to form pyridine, dihydro- and tetrahydropyridine derivatives.²¹³³ Aza-Diels–Alder reactions have been done in ionic liquids.²¹³⁴ Similarly, acyl iminium salts $C=N(R)-C=O$ react with alkenes via cycloaddition.²¹³⁵ *N*-Vinyl lactim ethers undergo Diels–Alder reactions with a limited set of dienophiles.²¹³⁶ Thioketones react with dienes to give Diels–Alder cycloadducts.²¹³⁷ The carbonyl group of lactams have also been shown to be a dienophile.²¹³⁸ Certain heterocyclic aromatic rings (among them furans)²¹³⁹ can also behave as dienes in the Diels–Alder reaction. Some hetero dienes that give the reaction are $-C=C-C=O$, $O=C-C=O$, and $N=C-C=N$.¹⁹⁹⁹ Nitroso compounds of the type *t*-BuO₂C–N=O react with dienes to give the corresponding 2-azadihydropyran.²¹⁴⁰

Catalysts, such as $Fe(BuEtCHCO_2)_3$, have been developed that are effective for the heteroatom Diels–Alder reaction.²¹⁴¹ Indium trichloride ($InCl_3$) is a good catalyst for imino-Diels–Alder reactions.²¹⁴² Hetero-Diels–Alder reactions involving carbonyls have been done in water.²¹⁴³ Ultrasound has been used to promote the Diels–Alder reactions of 1-azadienes.²¹⁴⁴ Polymer-supported dienes have been used.²¹⁴⁵

²¹²⁷Wang, B.; Feng, X.; Huang, Y.; Liu, H.; Cui, X.; Jiang, Y. *J. Org. Chem.* **2002**, *67*, 2175.

²¹²⁸Yamashita, Y.; Saito, S.; Ishitani, H.; Kobayashi, S. *J. Am. Chem. Soc.* **2003**, *125*, 3793.

²¹²⁹Yuan, Y.; Li, X.; Ding, K. *Org. Lett.* **2002**, *4*, 3309.

²¹³⁰Kezuka, S.; Mita, T.; Ohtsuki, N.; Ikeno, T.; Yamada, T. *Bull. Chem. Soc. Jpn.* **2001**, *74*, 1333.

²¹³¹Ali, T.; Chauhan, K.K.; Frost, C.G. *Tetrahedron Lett.* **1999**, *40*, 5621.

²¹³²Huang, Y.; Rawal, V.H.; *J. Am. Chem. Soc.* **2002**, *124*, 9662; Jørgensen, K.A. *Eur. J. Org. Chem.* **2004**, 2093.

²¹³³Gilchrist, T.L.; Gonsalves, A.M. d'A.R.; Pinho e Melo, T.M.V.D. *Pure Appl. Chem.* **1996**, *68*, 859; Jayakumar, S.; Ishar, M.P.S.; Mahajan, M.P. *Tetrahedron* **2002**, *58*, 379.

²¹³⁴Yadav, J.S.; Reddy, B.V.S.; Reddy, J.S.S.; Rao, R.S. *Tetrahedron* **2003**, *59*, 1599.

²¹³⁵Suga, S.; Nagaki, A.; Tsutsui, Y.; Yoshida, J.-i. *Org. Lett.* **2003**, *5*, 945.

²¹³⁶Sheu, J.; Smith, M.B.; Matsumoto, K. *Synth. Commun.* **1993**, *23*, 253.

²¹³⁷Schatz, J.; Sauer, J. *Tetrahedron Lett.* **1994**, *35*, 4767.

²¹³⁸Degnan, A.P.; Kim, C.S.; Stout, C.W.; Kalivretenos, A.G. *J. Org. Chem.* **1995**, *60*, 7724.

²¹³⁹For reviews, see Katritzky, A.R.; Dennis, N. *Chem. Rev.* **1989**, *89*, 827; Schmidt, R.R. *Acc. Chem. Res.* **1986**, *19*, 250; Boger, D.L. *Chem. Rev.* **1986**, *86*, 781. See Hayashi, Y.; Nakamura, M.; Nakao, S.; Inoue, T.; Shoji, M. *Angew. Chem. Int. Ed.* **2002**, *41*, 4079.

²¹⁴⁰Bach, P.; Bols, M. *Tetrahedron Lett.* **1999**, *40*, 3461.

²¹⁴¹Gorman, D.B.; Tomlinson, I.A. *Chem. Commun.* **1998**, 25.

²¹⁴²Babu, G.; Perumal, P.T. *Tetrahedron* **1998**, *54*, 1627.

²¹⁴³Lubineau, A.; Augé, J.; Grand, E.; Lubin, N. *Tetrahedron* **1994**, *50*, 10265.

²¹⁴⁴Villacampa, M.; Pérez, J.M.; Avendaño, C.; Menéndez, J.C. *Tetrahedron* **1994**, *50*, 10047.

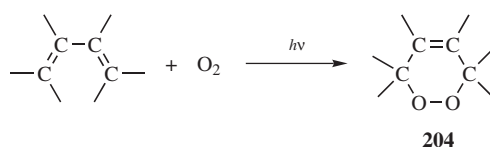
²¹⁴⁵Pierres, C.; George, P.; van Hijfte, L.; Ducep, J.-B.; Hibert, M.; Mann, A. *Tetrahedron Lett.* **2003**, *44*, 3645.

Hetero- Diels–Alder reactions that proceed with good to excellent asymmetric induction are well known.²¹⁴⁶ Chiral 1-aza-dienes have been developed as substrates, for example.²¹⁴⁷ Chiral catalysts have been developed.²¹⁴⁸ Conjugated aldehydes react with vinyl ethers, with a chiral chromium catalyst, in an inverse electron demand cycloaddition that give a dihydropyran with good enantioselectivity.²¹⁴⁹ Vinyl sulfilimines have been used in chiral Diels–Alder reactions.²¹⁵⁰

OS IV, 311; V, 60, 96; 80, 133. See also OS VII, 326.

15-62 Photooxidation of Dienes (Addition of Oxygen, Oxygen)

[4 + 2] *OC,OC-cyclo-Peroxy-1/4*/addition



Conjugated dienes react with oxygen under the influence of light to give cyclic peroxides **204**.²¹⁵¹ The reaction has mostly²¹⁵² been applied to cyclic dienes.²¹⁵³ Cycloaddition of furan has been reported using singlet oxygen.²¹⁵⁴ The scope extends to certain aromatic compounds such as phenanthrene.²¹⁵⁵ Besides those dienes and aromatic rings that can be photooxidized directly, there is a larger group that give the reaction in the presence of a photosensitizer such as eosin (see p. 340).

²¹⁴⁶Yao, S.; Johansen, M.; Audrain, H.; Hazell, R.G.; Jørgensen, K.A. *J. Am. Chem. Soc.* **1998**, *120*, 8599; Pouilhès, A.; Langlois, Y.; Nshimyumkiza, P.; Mbiya, K.; Ghosez, L. *Bull. Soc. Chim. Fr.* **1993**, *130*, 304.

²¹⁴⁷Beaudegnies, R.; Ghosez, L. *Tetrahedron Asymmetry* **1994**, *5*, 557.

²¹⁴⁸Du, H.; Long, J.; Hu, J.; Li, X.; Ding, K. *Org. Lett.* **2002**, *4*, 4349; Du, H.; Ding, K. *Org. Lett.* **2003**, *5*, 1091; Macheño, O.G.; Arrayás, R.G.; Carretero, J.C. *J. Am. Chem. Soc.* **2004**, *126*, 456.

²¹⁴⁹Gademann, K.; Chavez, D.E.; Jacobsen, E.N. *Angew. Chem. Int. Ed.* **2002**, *41*, 3059.

²¹⁵⁰Ruano, J.L.G.; Clemente, F.R.; Gutiérrez, L.G.; Gordillo, R.; Castro, A.M.M.; Ramos, J.H.R. *J. Org. Chem.* **2002**, *67*, 2926.

²¹⁵¹For reviews, see Clennan, E.L. *Tetrahedron* **1991**, *47*, 1343; *Adv. Oxygenated Processes* **1988**, *1*, 85; Wasserman, H.H.; Ives, J.L. *Tetrahedron* **1981**, *37*, 1825; Denny, R.W.; Nickon, A. *Org. React.* **1973**, *20*, 133; Adams, W.R. in Augustine, R.L.; Trecker, D.J. *Oxidation*, Vol. 2, Marcel Dekker, NY, **1971**, pp. 65–112; Gollnick, K. *Adv. Photochem.* **1968**, *6*, 1; Schönberg, A. *Preparative Organic Photochemistry*, Springer, NY, **1968**, pp. 382–397; Gollnick, K.; Schenck, G.O., in Hamer, T. *1,4-Cycloaddition Reactions*, Academic Press, NY, **1967**, pp. 255–344; Arbuзов, Yu.A. *Russ. Chem. Rev.* **1965**, *34*, 558.

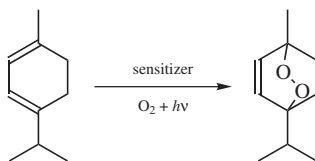
²¹⁵²For many examples with acyclic dienes, see Matsumoto, M.; Dobashi, S.; Kuroda, K.; Kondo, K. *Tetrahedron* **1985**, *41*, 2147.

²¹⁵³For reviews of cyclic peroxides, see Saito, I.; Nittala, S.S., in Patai, S. *The Chemistry of Peroxides*, Wiley, NY, **1983**, pp. 311–374; Balci, M. *Chem. Rev.* **1981**, *81*, 91; Adam, W.; Bloodworth, A.J. *Top. Curr. Chem.* **1981**, *97*, 121.

²¹⁵⁴Onitsuka, S.; Nishino, H.; Kurosawa, K. *Tetrahedron* **2001**, *57*, 6003.

²¹⁵⁵For reviews, see in Wasserman, H.H.; Murray, R.W. *Singlet Oxygen*; Academic Press, NY, **1979**, the articles by Wasserman, H.H.; Lipshutz, B.H. pp. 429–509; Saito, I.; Matsuura, T. pp. 511–574; Rigaudy, J. *Pure Appl. Chem.* **1968**, *16*, 169.

Among these is α -terpinene, which is converted to ascaridole:

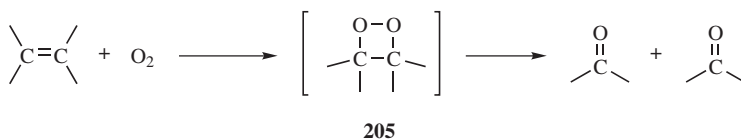


As in **14-7**, it is not the ground-state oxygen (the triplet), that reacts, but the excited singlet state,^{2156,2157} so the reaction is actually a Diels–Alder reaction (see **15-60**) with singlet oxygen as dienophile.²¹⁵⁸



Like **15-60**, this reaction is reversible.

We have previously discussed the reaction of singlet oxygen with double-bond compounds to give



hydroperoxides (**14-7**), but singlet oxygen can also react with double bonds in another way to give a dioxetane intermediate²¹⁵⁹ (**205**), which usually cleaves to

²¹⁵⁶For books on singlet oxygen, see Frimer, A.A. *Singlet O_2* , 4 vols., CRC Press, Boca Raton, FL, **1985**; Wasserman, H.H.; Murray, R.W. *Singlet Oxygen*, Academic Press, NY, **1979**. For reviews, see Frimer, A.A. in Patai, S. *The Chemistry of Peroxides*, Wiley, NY, **1983**, pp. 201–234; Gorman, A.A.; Rodgers, M.A.J. *Chem. Soc. Rev.* **1981**, *10*, 205; Shinkarenko, N.V.; Aleskovskii, V.B. *Russ. Chem. Rev.* **1981**, *50*, 220; Shlyapintokh, V.Ya.; Ivanov, V.B. *Russ. Chem. Rev.* **1976**, *45*, 99; Ohloff, G. *Pure Appl. Chem.* **1975**, *43*, 481; Kearns, D.R. *Chem. Rev.* **1971**, *71*, 395; Wayne, R.P. *Adv. Photochem.* **1969**, *7*, 311.

²¹⁵⁷For reviews, see Turro, N.J.; Ramamurthy, V., in de Mayo, P. *Rearrangements in Ground and Excited States*, Vol. 3, Academic Press, NY, **1980**, pp. 1–23; Murray, R.W., in Wasserman, H.H.; Murray, R.W. *Singlet Oxygen*, Academic Press, NY, **1979**, pp. 59–114. For a general monograph, see Adam, W.; Cilento, G. *Chemical and Biological Generation of Excited States*, Academic Press, NY, **1982**.

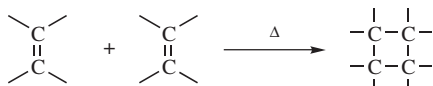
²¹⁵⁸Corey, E.J.; Taylor, W.C. *J. Am. Chem. Soc.* **1964**, *86*, 3881; Foote, C.S.; Wexler, S.; Ando, W. *Tetrahedron Lett.* **1965**, 4111; Monroe, B.M. *J. Am. Chem. Soc.* **1981**, *103*, 7253. See also, Hathaway, S.J.; Paquette, L.A. *Tetrahedron Lett.* **1985**, *41*, 2037; O'Shea, K.E.; Foote, C.S. *J. Am. Chem. Soc.* **1988**, *110*, 7167.

²¹⁵⁹For reviews, see Adam, W.; Cilento, G. *Angew. Chem. Int. Ed.* **1983**, *22*, 529; Schaap, A.; Zaklika, K.A. in Wasserman, H.H.; Murray, R.W. *Singlet Oxygen*, Academic Press, NY, **1979**, pp. 173–242; Bartlett, P.D. *Chem. Soc. Rev.* **1976**, *5*, 149. For discussions of the mechanisms see Frimer, A.A. *Chem. Rev.* **1979**, *79*, 359; Clennan, E.L.; Nagraba, K. *J. Am. Chem. Soc.* **1988**, *110*, 4312.

aldehydes or ketones,²¹⁶⁰ but has been isolated.²¹⁶¹ Both the six-membered cyclic peroxides²¹⁶² and the four-membered **205**²¹⁶³ have been formed from oxygenation reactions that do not involve singlet oxygen. If cyclic peroxides, such as **205**, are desired, better reagents²¹⁶⁴ are triphenyl phosphite ozonide (PhO)₃PO₃ and triethylsilyl hydrotrioxide (Et₃SiOOH), but yields are not high.²¹⁶⁵

15-63 [2 + 2]-Cycloadditions

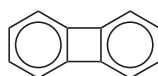
[2 + 2]cyclo-Ethylene-1/2/addition



The thermal reaction between two molecules of alkene to give cyclobutane derivatives (a [2 + 2]-cycloaddition) can be carried out where the alkenes are the same or different, but the reaction is not a general one for alkenes.²¹⁶⁶ The cycloaddition can be catalyzed by certain transition-metal complexes.²¹⁶⁷ Dimerization of like alkenes occurs with the following compounds: F₂C=CX₂ (X = F or Cl) and certain other



206



Biphenylene

²¹⁶⁰For discussions see Kearns, D.R. *Chem. Rev.* **1971**, *71*, 395, 422–424; Foote, C.S. *Pure Appl. Chem.* **1971**, *27*, 635.

²¹⁶¹For reviews of 1,2-dioxetanes see Adam, W., in Patai, S. *The Chemistry of Peroxides*, Wiley, NY, **1983**, pp. 829–920; Bartlett, P.D.; Landis, M.E., in Wasserman, H.H.; Murray, R.W. *Singlet Oxygen*, Academic Press, NY, **1979**, pp. 243–286; Adam, W. *Adv. Heterocycl. Chem.* **1977**, *21*, 437. See also, Inoue, Y.; Hakushi, T.; Turro, N.J. *Kokagaku Toronkai Koen Yoshishu* **1979**, 150 [C.A. 92, 214798q]; Adam, W.; Encarnación, L.A.A. *Chem. Ber.* **1982**, *115*, 2592; Adam, W.; Baader, W.J. *Angew. Chem. Int. Ed.* **1984**, *23*, 166.

²¹⁶²See Nelson, S.F.; Teasley, M.F.; Kapp, D.L. *J. Am. Chem. Soc.* **1986**, *108*, 5503.

²¹⁶³For a review, see Nelson, S.F. *Acc. Chem. Res.* **1987**, *20*, 269.

²¹⁶⁴For another reagent, see Curci, R.; Lopez, L.; Troisi, L.; Rashid, S.M.K.; Schaap, A.P. *Tetrahedron Lett.* **1987**, *28*, 5319.

²¹⁶⁵Posner, G.H.; Weitzberg, M.; Nelson, W.M.; Murr, B.L.; Seliger, H.H. *J. Am. Chem. Soc.* **1987**, *109*, 278.

²¹⁶⁶For reviews, see Carruthers, W. *Cycloaddition Reactions in Organic Synthesis*, Pergamon, Elmsford, NY, **1990**; Reinhoudt, D.N. *Adv. Heterocycl. Chem.* **1977**, *21*, 253; Roberts, J.D.; Sharts, C.M. *Org. React.* **1962**, *12*, 1; Gilchrist, T.L.; Storr, R.C. *Organic Reactions and Orbital Symmetry* 2nd ed., Cambridge University Press, Cambridge, **1979**, pp. 173–212; Beltrame, P., in Bamford, C.H.; Tipper, C.F.H. Ref. 1, Vol. 9, pp. 131–152; Huisgen, R.; Grashey, R.; Sauer, J., in Patai, S. *The Chemistry of Alkenes*, Vol. 1, Wiley, NY, **1964**, pp. 779–802. For a review of the use of [2 + 2]-cycloadditions in polymerization reactions, see Dilling, W.L. *Chem. Rev.* **1983**, *83*, 1. For a list of references, see Larock, R.C. *Comprehensive Organic Transformations*, 2nd ed., Wiley-VCH, NY, **1999**, pp. 546–647, 1341–1344.

²¹⁶⁷For an example using EtAlCl₂ see Takasu, K.; Ueno, M.; Inanaga, K.; Ihara, M. *J. Org. Chem.* **2004**, *69*, 517.

fluorinated alkenes (although not $F_2C=CH_2$), allenes (to give derivatives of **206**),²¹⁶⁸ benzyne (to give biphenylene derivatives),²¹⁶⁹ activated alkenes (e.g., styrene, acrylonitrile, butadiene), and certain methylenecyclopropanes.²¹⁷⁰ Dimerization of allenes lead to bis(alkylidene) cyclobutanes.²¹⁷¹ Substituted ketenes can dimerize to give cyclobutenone derivatives, although ketene itself dimerizes in a different manner, to give an unsaturated β -lactone (**16-95**).²¹⁷² Alkenes react with activated alkynes, with a ruthenium catalyst, to give cyclobutenes.²¹⁷³

Intramolecular $[2 + 2]$ -cycloadditions are common in which a diene is converted to a bicyclic compound with a four-membered ring fused to another ring. Heating *N*-vinyl imines, where the vinyl moiety is a silyl enol, gives β -lactams.²¹⁷⁴ Apart from photochemical initiation of such reactions, intramolecular cycloaddition of two conjugated ketone units, in the presence of $PhMeSiH_2$ and catalyzed by cobalt compounds, leads to the bicyclic compound with two ketone substituents.²¹⁷⁵ In a variation of this reaction, a diyne was treated with $Ti(OiPr)_4/2$ *i*-PrMgCl to generate a bicyclic cyclobutene with two vinylidene units.²¹⁷⁶

Ketenes react with many alkenes to give cyclobutanone derivatives²¹⁷⁷ and intermolecular cycloadditions are well known.²¹⁷⁸ typical reaction is that of dimethylketene and ethene to give 2,2-dimethylcyclobutanone.²¹⁷⁹ Ketenes react with imines via $[2 + 2]$ -cycloaddition to produce β -lactams.²¹⁸⁰ Cycloaddition of an imine with a conjugated ester in the presence of Et_2MeSiH and an iridium

²¹⁶⁸For a review, see Fischer, H., in Patai, S. *The Chemistry of Alkenes*, Vol. 1, Wiley, NY, **1964**, pp. 1064–1067.

²¹⁶⁹For cycloaddition with a pyridyne, see Mariet, N.; Ibrahim-Ouali, M.; Santelli, M. *Tetrahedron Lett.* **2002**, *43*, 5789.

²¹⁷⁰Dolbier, Jr., W.R.; Lomas, D.; Garza, T.; Harmon, C.; Tarrant, P. *Tetrahedron* **1972**, *28*, 3185.

²¹⁷¹Saito, S.; Hirayama, K.; Kabuto, C.; Yamamoto, Y. *J. Am. Chem. Soc.* **2000**, *122*, 10776.

²¹⁷²Farnum, D.G.; Johnson, J.R.; Hess, R.E.; Marshall, T.B.; Webster, B. *J. Am. Chem. Soc.* **1965**, *87*, 5191; Dehmlow, E.V.; Pickardt, J.; Slopianka, M.; Fastabend, U.; Drechsler, K.; Soufi, J. *Liebigs Ann. Chem.* **1987**, 377.

²¹⁷³Jordan, R.W.; Tam, W. *Org. Lett.* **2000**, *2*, 3031.

²¹⁷⁴Bandin, E.; Favi, G.; Martelli, G.; Panunzio, M.; Piersanti, G. *Org. Lett.* **2000**, *2*, 1077.

²¹⁷⁵Baik, T.-G.; Luis, A.L.; Wang, L.-C.; Krische, M.J. *J. Am. Chem. Soc.* **2001**, *123*, 6716.

²¹⁷⁶Delas, C.; Urabe, H.; Sato, F. *Tetrahedron Lett.* **2001**, *42*, 4147.

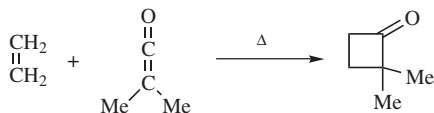
²¹⁷⁷An example is de Faria, A.R.; Matos, C.R.; Correia, C.R.D. *Tetrahedron Lett.* **1993**, *34*, 27.

²¹⁷⁸Krepeski, L.R.; Hassner, A. *J. Org. Chem.* **1978**, *43*, 2879; Bak, D.A.; Brady, W.T. *J. Org. Chem.* **1979**, *44*, 107; Martin, P.; Greuter, H.; Belluš, D. *Helv. Chim. Acta.*, **1984**, *64*, 64; Brady, W.T. *Synthesis* **1971**, 415.

²¹⁷⁹Sustmann, R.; Ansmann, A.; Vahrenholt, F. *J. Am. Chem. Soc.* **1972**, *94*, 8099; Desimoni, G.; Tacconi, G.; Barco, A.; Pollini, G.P. *Natural Product Synthesis Through Pericyclic Reactions*, American Chemical Society, Washington, DC, **1983**, pp. 119–254, 39.

²¹⁸⁰For reviews of the formation of β -lactams, see Brown, M.J. *Heterocycles* **1989**, *29*, 2225; Isaacs, N.S. *Chem. Soc. Rev.* **1976**, *5*, 181; Mukerjee, A.K.; Srivastava, R.C. *Synthesis* **1973**, 327. For a review of cycloaddition reactions of imines, see Sandhu, J.S.; Sain, B. *Heterocycles* **1987**, *26*, 777. For a new catalyst, see Wack, H.; France, S.; Hafez, A.M.; Drury, III, W.J.; Weatherwax, A.; Lectka, T. *J. Org. Chem.* **2004**, *69*, 4531.

catalyst also gives a β -lactam.²¹⁸¹



Different alkenes combine as follows:

1. $\text{F}_2\text{C}=\text{CX}_2$ (X = F or Cl), especially $\text{F}_2\text{C}=\text{CF}_2$, form cyclobutanes with many alkenes. Compounds of this type even react with conjugated dienes to give four-membered rings rather than undergoing normal Diels–Alder reactions.²¹⁸²
2. Allenes²¹⁸³ and ketenes²¹⁸⁴ react with activated alkenes and alkynes. Ketenes give 1,2-addition, even with conjugated dienes.²¹⁸⁵ Ketenes also add to unactivated alkenes if sufficiently long reaction times are used.²¹⁸⁶ Allenes and ketenes also add to each other.²¹⁸⁷
3. Enamines²¹⁸⁸ form four-membered rings with Michael-type alkenes²¹⁸⁹ and ketenes.²¹⁹⁰ In both cases, only enamines from aldehydes give stable

²¹⁸¹Townes, J.A.; Evans, M.A.; Queffelec, J.; Taylor, S.J.; Morken, J.P. *Org. Lett.* **2002**, *4*, 2537.

²¹⁸²Bartlett, P.D.; Montgomery, L.K.; Seidel, B. *J. Am. Chem. Soc.* **1964**, *86*, 616; De Cock, C.; Piettre, S.; Lahousse, F.; Janousek, Z.; Merényi, R.; Viehe, H.G. *Tetrahedron* **1985**, *41*, 4183.

²¹⁸³For reviews of [2 + 2]-cycloadditions of allenenes, see Schuster, H.F.; Coppola, G.M. *Allenenes in Organic Synthesis*, Wiley, NY, **1984**, pp. 286–317; Hopf, H., in Landor, S.R.I. *The Chemistry of Allenenes*, Vol. 2, Academic Press, NY, **1982**, pp. 525–562; Ghosez, L.; O'Donnell, M.J., in Marchand, A.P.; Lehr, R.E. *Pericyclic Reactions*, Vol. 2, Academic Press, NY, **1977**, pp. 79–140; Baldwin, J.E.; Fleming, R.H. *Fortschr. Chem. Forsch.* **1970**, *15*, 281.

²¹⁸⁴For reviews of cycloadditions of ketenes, see Ghosez, L.; O'Donnell, M.J. in Marchand, A.P.; Lehr, R.E. *Pericyclic Reactions*, Vol. 2, Academic Press, NY, **1977**; Brady, W.T. *Synthesis* **1971**, 415; Luknitskii, F.I.; Vovsi, B.A. *Russ. Chem. Rev.* **1969**, *38*, 487; Ulrich, H. *Cycloaddition Reactions of Heterocumulenes*, Academic Press, NY, **1967**, pp. 38–121; Holder, R.W. *J. Chem. Educ.* **1976**, *53*, 81. For a review of intramolecular cycloadditions of ketenes to alkenes, see Snider, B.B. *Chem. Rev.* **1988**, *88*, 793.

²¹⁸⁵See, for example, Martin, J.C.; Gott, P.G.; Goodlett, V.W.; Hasek, R.H. *J. Org. Chem.* **1965**, *30*, 4175; Brady, W.T.; O'Neal, H.R. *J. Org. Chem.* **1967**, *32*, 2704; Huisgen, R.; Feiler, L.A.; Otto, P. *Tetrahedron Lett.* **1968**, 4491; *Chem. Ber.* **1969**, *102*, 3475. For indirect methods of the 1,4-addition of the elements of ketene to a diene, see Freeman, P.K.; Balls, D.M.; Brown, D.J. *J. Org. Chem.* **1968**, *33*, 2211; Corey, E.J.; Ravindranathan, T.; Terashima, S. *J. Am. Chem. Soc.* **1971**, *93*, 4326. For a review of ketene equivalents, see Ranganathan, S.; Ranganathan, D.; Mehrotra, A.K. *Synthesis* **1977**, 289.

²¹⁸⁶Huisgen, R.; Feiler, L.A. *Chem. Ber.* **1969**, *102*, 3391; Bak, D.A.; Brady, W.T. *J. Org. Chem.* **1979**, *44*, 107.

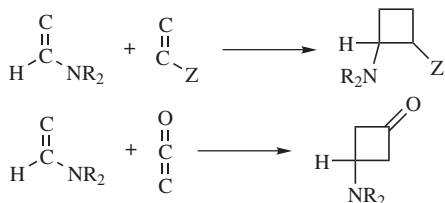
²¹⁸⁷Bampfield, H.A.; Brook, P.R.; McDonald, W.S. *J. Chem. Soc., Chem. Commun.* **1975**, 132; Gras, J.; Bertrand, M. *Nouv. J. Chim.* **1981**, *5*, 521.

²¹⁸⁸For a review of cycloaddition reactions of enamines, see Cook, A.G., in Cook, A.G. *Enamines*, 2nd ed.; Marcel Dekker, NY, **1988**, pp. 347–440.

²¹⁸⁹Brannock, K.C.; Bell, A.; Goodlett, V.W.; Thweatt, J.G. *J. Org. Chem.* **1964**, *29*, 813.

²¹⁹⁰Berchtold, G.A.; Harvey, G.R.; Wilson, G.E. *J. Org. Chem.* **1961**, *26*, 4776; Opitz, G.; Kleeman, M. *Liebigs Ann. Chem.* **1963**, *665*, 114; Hasek, R.H.; Gott, P.G.; Martin, J.C. *J. Org. Chem.* **1966**, *31*, 1931.

four-membered rings:



The reaction of enamines with ketenes can be conveniently carried out by generating the ketene *in situ* from an acyl halide and a tertiary amine.

4. Alkenes with electron-withdrawing groups may form cyclobutanes with alkenes containing electron-donating groups. The enamine reactions, mentioned above, are examples of this, but it has also been accomplished with tetracyanoethylene and similar molecules, which give substituted cyclobutanes when treated with alkenes of the form $\text{C}=\text{C}-\text{A}$, where A may be OR,²¹⁹¹ SR (enol and thioenol ethers),²¹⁹² cyclopropyl,²¹⁹³ or certain aryl groups.²¹⁹⁴

Solvents are not necessary for [2 + 2]-cycloadditions. They are usually carried out at 100–225°C under pressure, although the reactions in Group 4 (IVB) occur under milder conditions.

It has been found that certain [2 + 2]-cycloadditions, which do not occur thermally can be made to take place without photochemical initiation by the use of certain catalysts, usually transition-metal compounds.²¹⁹⁵ Photochemical²¹⁹⁶ [$\pi 2 + s 2$]-cycloadditions have also been reported. Among the catalysts used are Lewis acids²¹⁹⁷ and phosphine–nickel complexes.²¹⁹⁸ Certain of the reverse cyclobutane ring openings can also be catalytically induced (18-38). The role of the catalyst is not certain and may be different in each case. One possibility is that the

²¹⁹¹For a review with ketene acetals $\text{R}_2\text{C}=\text{C}(\text{OR}')_2$, see Scheeren, J.W. *Recl. Trav. Chim. Pays-Bas* **1986**, 105, 71–84.

²¹⁹²Williams, J.K., Wiley, D.W.; McKusick, B.C. *J. Am. Chem. Soc.* **1962**, 84, 2210.

²¹⁹³Nishida, S.; Moritani, I.; Teraji, T. *J. Org. Chem.* **1973**, 38, 1878.

²¹⁹⁴Nagata, J.; Shiota, Y.; Nogami, T.; Mikawa, H. *Chem. Lett.* **1973**, 1087; Shiota, Y.; Yoshida, K.; Nogami, T.; Mikawa, H. *Chem. Lett.* **1973**, 1271.

²¹⁹⁵For reviews, see Dzhemilev, U.M.; Khusnutdinov, R.I.; Tolstikov, G.A. *Russ. Chem. Rev.* **1987**, 56, 36; Kricka, L.J.; Ledwith, A. *Synthesis* **1974**, 539.

²¹⁹⁶Freeman, P.K.; Balls, D.M. *J. Org. Chem.* **1967**, 32, 2354; Wiskott, E.; Schleyer, P.v.R. *Angew. Chem. Int. Ed.* **1967**, 6, 694; Prinzbach, H.; Eberbach, W. *Chem. Ber.* **1968**, 101, 4083; Prinzbach, H.; Sedelmeier, G.; Martin, H. *Angew. Chem. Int. Ed.* **1977**, 16, 103.

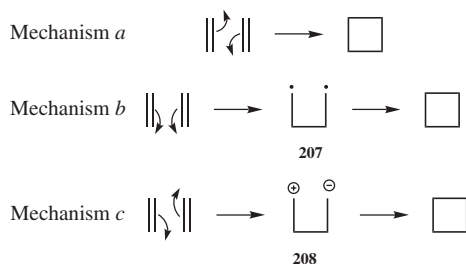
²¹⁹⁷Yamazaki, S.; Fujitsuka, H.; Yamabe, S.; Tamura, H. *J. Org. Chem.* **1992**, 57, 5610. West, R.; Kwitowski, P.T. *J. Am. Chem. Soc.* **1968**, 90, 4697; Lukas, J.H.; Baardman, F.; Kouwenhoven, A.P. *Angew. Chem. Int. Ed.* **1976**, 15, 369.

²¹⁹⁸See, for example, Hoover, F.W.; Lindsey Jr., R.V. *J. Org. Chem.* **1969**, 34, 3051; Noyori, R.; Ishigami, T.; Hayashi, N.; Takaya, H. *J. Am. Chem. Soc.* **1973**, 95, 1674; Yoshikawa, S.; Aoki, K.; Kiji, J.; Furukawa, J. *Tetrahedron* **1974**, 30, 405.

presence of the catalyst causes a forbidden reaction to become allowed, through coordination of the catalyst to the π or s bonds of the substrate.²¹⁹⁹ In such a case, the reaction would of course be a concerted $[2_s + 2_s]$ -process.²²⁰⁰ However, the available evidence is more consistent with nonconcerted mechanisms involving metal–carbon σ -bonded intermediates, at least in most cases.²²⁰¹ For example, such an intermediate was isolated in the dimerization of norbornadiene, catalyzed by iridium complexes.²²⁰²

Thermal cycloadditions leading to four-membered rings can also take place between a cyclopropane ring and an alkene or alkyne²²⁰³ bearing electron-withdrawing groups.²²⁰⁴ These reactions are $[\pi 2 + s 2]$ -cycloadditions. Ordinary cyclopropanes do not undergo the reaction, but it has been accomplished with strained systems such as bicyclo[1.1.0]butanes²²⁰⁵ and bicyclo[2.1.0]pentanes. For example, bicyclo[2.1.0]pentane reacts with maleonitrile (or fumaronitrile) to give all three isomers of 2,3-dicyanonorbornane, as well as four other products.²²⁰⁶ The lack of stereospecificity and the negligible effect of solvent on the rate indicate a diradical mechanism.

The reaction is similar to the Diels–Alder (in action, not in scope), and if dienes are involved, the latter reaction may compete, although most alkenes react with a diene either entirely by 1,2 or entirely by 1,4 addition. Three mechanisms can be proposed²²⁰⁷ analogous to those proposed for the Diels–Alder reaction. Mechanism *a* is a



²¹⁹⁹For discussions, see Labunskaya, V.I.; Shebaldova, A.D.; Khidekel, M.L. *Russ. Chem. Rev.* **1974**, *43*, 1; Mango, F.D. *Top. Curr. Chem.* **1974**, *45*, 39; *Tetrahedron Lett.* **1973**, 1509; *Intra-Sci. Chem. Rep.* **1972**, *6* (3), 171; *CHEMTECH* **1971**, *1*, 758; *Adv. Catal.* **1969**, *20*, 291; Mango, F.D.; Schachtschneider, J.H. *J. Am. Chem. Soc.* **1971**, *93*, 1123; **1969**, *91*, 2484; van der Lugt, W.T.A.M. *Tetrahedron Lett.* **1970**, 2281; Wristers, J.; Brener, L.; Pettit, R. *J. Am. Chem. Soc.* **1970**, *92*, 7499.

²²⁰⁰See Bachrach, S.M.; Gilbert, J.C. *J. Org. Chem.* **2004**, *69*, 6357; Ozkan, I.; Kinal, A. *J. Org. Chem.* **2004**, *69*, 5390.

²²⁰¹See, for example, Cassar, L.; Halpern, J. *Chem. Commun.* **1970**, 1082; Doyle, M.J.; McMeeking, J.; Binger, P. *J. Chem. Soc., Chem. Commun.* **1976**, 376; Grubbs, R.H.; Miyashita, A.; Liu, M.M.; Burk, P.L. *J. Am. Chem. Soc.* **1977**, *99*, 3863.

²²⁰²Fraser, A.R.; Bird, P.H.; Bezman, S.A.; Shapley, J.R.; White, R.; Osborn, J.A. *J. Am. Chem. Soc.* **1973**, *95*, 597.

²²⁰³Gassman, P.G.; Mansfield, K.T. *J. Am. Chem. Soc.* **1968**, *90*, 1517, 1524.

²²⁰⁴For a review, see Gassman, P.G. *Acc. Chem. Res.* **1971**, *4*, 128.

²²⁰⁵Cairncross, A.; Blanchard, E.P. *J. Am. Chem. Soc.* **1966**, *88*, 496.

²²⁰⁶Gassman, P.G.; Mansfield, K.T.; Murphy, T.J. *J. Am. Chem. Soc.* **1969**, *91*, 1684.

²²⁰⁷For a review, see Bartlett, P.D. *Q. Rev. Chem. Soc.* **1970**, *24*, 473.

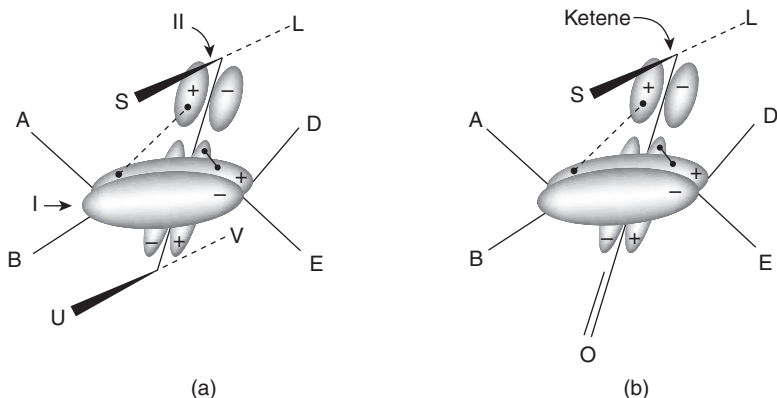


Fig. 15.12. Orbital overlap in $[\pi 2_s + \pi 2_s]$ -cycloaddition between (a) two alkene molecules and (b) a ketene and an alkene. S and L stand for small and large

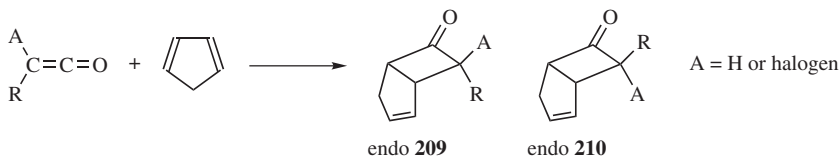
concerted pericyclic process, and mechanisms *b* and *c* are two-step reactions involving, respectively, a diradical (**207**) and a diion (**208**) intermediate. As in **15-60**, a diradical intermediate must be a singlet. In searching for ways to tell which mechanism is operating in a given case, we would expect mechanism *c* to be sensitive to changes in solvent polarity, while mechanisms *a* and *b* should be insensitive. We would also expect mechanism *a* to be stereospecific, while mechanisms *b* and *c* probably would not be stereospecific, although if the second step of these processes takes place very rapidly, before **207** or **208** has a chance to rotate about the newly formed single bond, stereospecificity might be observed. Because of entropy considerations such rapid ring closure might be more likely here than in a $[4 + 2]$ -cycloaddition.

There is evidence that the reactions can take place by all three mechanisms, depending on the structure of the reactants. A thermal $[\pi 2_s + \pi 2_s]$ mechanism is ruled out for most of these substrates by the orbital symmetry rules, but a $[\pi 2_s + \pi 2_a]$ mechanism is allowed (p. 1212), and there is much evidence that ketenes and certain other linear molecules²²⁰⁸ in which the steric hindrance to such an approach is minimal can and often do react by this mechanism. In a $[\pi 2_s + \pi 2_a]$ -cycloaddition the molecules must approach each other in such a way (Fig. 15.12*a*) that the + lobe of the HOMO of one molecule (I) overlaps with both + lobes of the LUMO of the other (II), even although these lobes are on opposite sides of the nodal plane of II. The geometry of this approach requires that the groups S and U of molecule II project *into* the plane of molecule I. This has not been found to happen for ordinary alkenes,²²⁰⁹ but if

²²⁰⁸There is evidence that a cyclopentene (generated *in situ*) also adds to a double bond by an antarafacial process: Gilbert, J.C.; Baze, M.E. *J. Am. Chem. Soc.* **1984**, *106*, 1885.

²²⁰⁹See, for example, Padwa, A.; Koehn, W.; Masaracchia, J.; Osborn, C.L.; Trecker, D.J. *J. Am. Chem. Soc.* **1971**, *93*, 3633; Bartlett, P.D.; Cohen, G.M.; Elliott, S.P.; Hummel, K.; Minns, R.A.; Sharts, C.M.; Fukunaga, J.Y. *J. Am. Chem. Soc.* **1972**, *94*, 2899.

molecule **II** is a ketene (Fig. 15.12*b*), the group marked U is not present and the $[\pi 2_s + \pi 2_a]$ -reaction can take place. Among the evidence²²¹⁰ for this mechanism²²¹¹ is the following: (1) The reactions are stereospecific.²²¹² (2) The isomer that forms is the *more-hindered one*. Thus methylketene plus cyclopentadiene gave only the endo product (**209**, A = H, R = CH₃).²²¹³ Even more remarkably, when



haloalkyl ketenes $RXC=C=O$ were treated with cyclopentadiene, the endo/exo ratio of the product (**209**, **210**, A = halogen) actually *increased* substantially when R was changed from Me to *i*-Pr to *t*-Bu!²²¹⁴ One would expect preferential formation of the exo products (**210**) from $[\pi 2_s + \pi 2_s]$ -cycloadditions where the molecules approach each other face-to-face, but a $[\pi 2_s + \pi 2_a]$ process leads to endo products because the ketene molecule (which for steric reasons would approach with its smaller group directed toward the alkene) must twist as shown in Fig. 15.13 (L = larger; S = smaller group) in order for the + lobes to interact and this swings the larger group into the endo position.²²¹⁵ The experimental results in which the amount of endo isomer increases with the increasing size of the R group would seem to be contrary to what would be expected from

²²¹⁰For other evidence, see Baldwin, J.E.; Kapecki, J.A. *J. Am. Chem. Soc.* **1970**, *92*, 4874; Brook, P.R.; Griffiths, J.G. *Chem. Commun.* **1970**, 1344; Egger, K.W. *Int. J. Chem. Kinet.* **1973**, *5*, 285; Moon, S.; Kolesar, T.F. *J. Org. Chem.* **1974**, *39*, 995; Isaacs, N.S.; Hatcher, B.G. *J. Chem. Soc., Chem. Commun.* **1974**, 593; Hassner, A.; Cory, R.M.; Sartoris, N. *J. Am. Chem. Soc.* **1976**, *98*, 7698; Gheorghiu, M.D.; Părvulescu, L.; Drăghici, C.; Elian, M. *Tetrahedron* **1981**, *37 Suppl.*, 143. See, however, Holder, R.W.; Graf, N.A.; Duesler, E.; Moss, J.C. *J. Am. Chem. Soc.* **1983**, *105*, 2929.

²²¹¹On the other hand, molecular-orbital calculations predict that the cycloaddition of ketenes to alkenes does not take place by a $[\pi 2_s + \pi 2_a]$ mechanism: Wang, X.; Houk, K.N. *J. Am. Chem. Soc.* **1990**, *112*, 1754; Bernardi, F.; Bottoni, A.; Robb, M.A.; Venturini, A. *J. Am. Chem. Soc.* **1990**, *112*, 2106; Valentí, E.; Pericàs, M.A.; Moyano, A. *J. Org. Chem.* **1990**, *55*, 3582.

²²¹²Huisgen, R.; Feiler, L.A.; Binsch, G. *Angew. Chem. Int. Ed.* **1964**, *3*, 753; *Chem. Ber.* **1969**, *102*, 3460; Martin, J.C.; Goodlett, V.W.; Burpitt, R.D. *J. Org. Chem.* **1965**, *30*, 4309; Montaigne, R.; Ghosez, L. *Angew. Chem. Int. Ed.* **1968**, *7*, 221 Bertrand, M.; Gras, J.L.; Goré, J. *Tetrahedron* **1975**, *31*, 857; Marchand-Brynaert, J.; Ghosez, L. *J. Am. Chem. Soc.* **1972**, *94*, 2870; Huisgen, R.; Mayr, H. *Tetrahedron Lett.* **1975**, 2965, 2969.

²²¹³Brady, W.T.; Hoff, E.F.; Roe, Jr., R.; Parry III, F.H. *J. Am. Chem. Soc.* **1969**, *91*, 5679; Rey, M.; Roberts, S.; Dieffenbacher, A.; Dreiding, A.S. *Helv. Chim. Acta* **1970**, *53*, 417. See also, Brady, W.T.; Parry III, F.H.; Stockton, J.D. *J. Org. Chem.* **1971**, *36*, 1486; DoMinh, T.; Strausz, O.P. *J. Am. Chem. Soc.* **1970**, *92*, 1766; Isaacs, N.S.; Stanbury, P. *Chem. Commun.* **1970**, 1061; Brook, P.R.; Harrison, J.M.; Duke, A.J. *Chem. Commun.* **1970**, 589; Dehmow, E.V. *Tetrahedron Lett.* **1973**, 2573; Rey, M.; Roberts, S.M.; Dreiding, A.S.; Roussel, A.; Vanlierde, H.; Toppet, S.; Ghosez, L. *Helv. Chim. Acta* **1982**, *65*, 703.

²²¹⁴Brady, W.T.; Roe Jr., R. *J. Am. Chem. Soc.* **1970**, *92*, 4618.

²²¹⁵Brook, P.R.; Harrison, J.M.; Duke, A.J. *Chem. Commun.* **1970**, 589

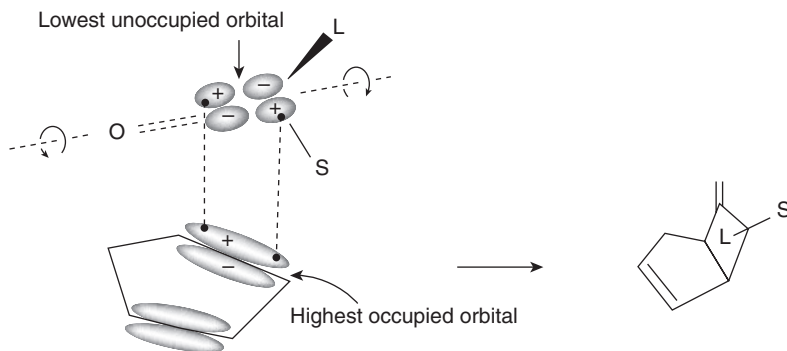


Fig. 15.13. Orbital overlap in the reaction of a ketene with cyclopentadiene. S and L stand for small and large.

considerations of steric hindrance (we may call them *masochistic steric effects*), but they are just what is predicted for a $[\pi 2_s + \pi 2_a]$ -reaction. (3) There is only moderate polar solvent acceleration.²²¹⁶ (4) The rate of the reaction is not very sensitive to the presence of electron-withdrawing or electron-donating substituents.²²¹⁷ Because cycloadditions involving allenes are often stereospecific, it has been suggested that these also take place by the $[\pi 2_s + \pi 2_a]$ mechanism,²²¹⁸ but the evidence in these cases is more consistent with the diradical mechanism *b*.²²¹⁹

The diradical mechanism *b* is most prominent in the reactions involving fluorinated alkenes.²²²⁰ These reactions are generally not stereospecific²²²¹ and are insensitive to solvent effects. Further evidence that a diion is not involved is that head-to-head coupling is found when an unsymmetrical molecule is dimerized. Thus dimerization of $F_2C=CFCl$ gives **211**, not **212**. If one pair of electrons moved before the other, the positive end of one molecule would be expected to attack the

²²¹⁶Brady, W.T.; O'Neal, H.R. *J. Org. Chem.* **1967**, *32*, 612; Huisgen, R.; Feiler, L.A.; Otto, P. *Tetrahedron Lett.* **1968**, 4485; *Chem. Ber.* **1969**, *102*, 3444; Sterk, H. *Z. Naturforsch. Teil B* **1972**, *27*, 143.

²²¹⁷Baldwin, J.E.; Kapecki, J.A. *J. Am. Chem. Soc.* **1970**, *92*, 4868; Isaacs, N.S.; Stanbury, P. *J. Chem. Soc. Perkin Trans. 2*, **1973**, 166.

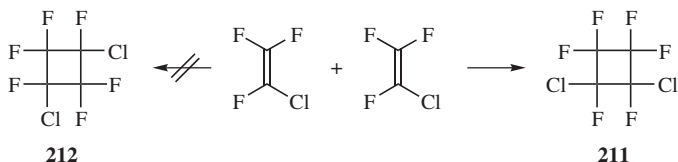
²²¹⁸For example, see Kiefer, E.F.; Okamura, M.Y. *J. Am. Chem. Soc.* **1968**, *90*, 4187; Baldwin, J.E.; Roy, U.V. *Chem. Commun.* **1969**, 1225; Moore, W.R.; Bach, R.D.; Ozretich, T.M. *J. Am. Chem. Soc.* **1969**, *91*, 5918.

²²¹⁹Muscio Jr., O.J.; Jacobs, T.L. *Tetrahedron Lett.* **1969**, 2867; Taylor, D.R.; Warburton, M.R.; Wright, D.B. *J. Chem. Soc. C* **1971**, 385; Dai, S.; Dolbier Jr., W.R. *J. Am. Chem. Soc.* **1972**, *94*, 3946; Duncan, W.G.; Weyler Jr., W.; Moore, H.W. *Tetrahedron Lett.* **1973**, 4391; Grimme, W.; Rother, H. *Angew. Chem. Int. Ed.* **1973**, *12*, 505; Levek, T.J.; Kiefer, E.F. *J. Am. Chem. Soc.* **1976**, *98*, 1875; Pasto, D.J.; Yang, S.H. *J. Org. Chem.* **1986**, *51*, 1676; Dolbier, D.W.; Seabury, M. *Tetrahedron Lett.* **1987**, *28*, 1491; *J. Am. Chem. Soc.* **1987**, *109*, 4393; Dolbier Jr., W.R.; Weaver, S.L. *J. Org. Chem.* **1990**, *55*, 711; Becker, D.; Denekamp, C.; Haddad, N. *Tetrahedron Lett.* **1992**, *33*, 827.

²²²⁰It has been argued that the mechanism here is not the diradical mechanism, but the $[\pi 2_s + \pi 2_a]$ mechanism: Roberts, D.W. *Tetrahedron* **1985**, *41*, 5529.

²²²¹Bartlett, P.D.; Hummel, K.; Elliott, S.P.; Minns, R.A. *J. Am. Chem. Soc.* **1972**, *94*, 2898.

negative end of the other.²²²²



The diion mechanism²²²³ *c* has been reported for at least some of the reactions²²²⁴ in categories 3 and 4,²²²⁵ as well as some ketene dimerizations.²²²⁶ For example, the rate of the reaction between 1,2-bis(trifluoromethyl)-1,2-dicyanoethene and ethyl vinyl ether was strongly influenced by changes in solvent polarity.²²²⁷ Some of these reactions are nonstereospecific, but others are stereospecific.²²²⁸ As previously indicated, it is likely that in the latter cases the diionic intermediate closes before rotation can take place. Such rapid ring closure is more likely for a diion than for a diradical because of the attraction between the opposite charges. Other evidence for the diion mechanism in these cases is that reaction rates are greatly dependent on the presence of electron-donating and electron-withdrawing groups and that it is possible to trap the diionic intermediates.

Whether a given alkene reacts by the diradical or diion mechanism depends, among other things, on the groups attached to it. For example, phenyl and vinyl groups at the α positions of **207** or **208** help to stabilize a diradical, while donors, such as oxygen and nitrogen, favor a diion (they stabilize the positively charged end).²²²⁹ A table on p. 451 of Ref. 2230 shows which mechanism is more likely for [2 + 2]-cycloadditions of various pairs of alkenes.

Thermal cleavage of cyclobutanes²²³⁰ to give two alkene molecules (*cycloreversion*,²²³¹ the reverse of [2 + 2]-cycloaddition) operates by the diradical mechanism,

²²²²For additional evidence based on radical stabilities, see Silversmith, E.F.; Kitahara, Y.; Caserio, M.C.; Roberts, J.D. *J. Am. Chem. Soc.* **1958**, *80*, 5840; Bartlett, P.D.; Montgomery, L.K.; Seidel, B. *J. Am. Chem. Soc.* **1964**, *86*, 616; De Cock, C.; Piettre, S.; Lahousse, F.; Janousek, Z.; Merényi, R.; Viehe, H.G. *Tetrahedron* **1985**, *41*, 4183; Doering, W. von E.; Guyton, C.A. *J. Am. Chem. Soc.* **1978**, *100*, 3229.

²²²³For reviews of this mechanism, see Huisgen, R. *Acc. Chem. Res.* **1977**, *10*, 117, 199; Huisgen, R.; Schug, R.; Steiner, G. *Bull. Soc. Chim. Fr.* **1976**, 1813.

²²²⁴For a review of cycloadditions with polar intermediates, see Gompper, R. *Angew. Chem. Int. Ed.* **1969**, *8*, 312.

²²²⁵The reactions of ketenes with enamines are apparently not concerted, but take place by the diionic mechanism: Otto, P.; Feiler, L.A.; Huisgen, R. *Angew. Chem. Int. Ed.* **1968**, *7*, 737.

²²²⁶See Moore, H.W.; Wilbur, D.S. *J. Am. Chem. Soc.* **1978**, *100*, 6523.

²²²⁷Proskow, S.; Simmons, H.E.; Cairns, T.L. *J. Am. Chem. Soc.* **1966**, *88*, 5254. See also, Huisgen, R. *Pure Appl. Chem.* **1980**, *52*, 2283.

²²²⁸Proskow, S.; Simmons, H.E.; Cairns, T.L. *J. Am. Chem. Soc.* **1966**, *88*, 5254; Huisgen, R.; Steiner, G. *J. Am. Chem. Soc.* **1973**, *95*, 5054, 5055.

²²²⁹Hall, Jr., H.K. *Angew. Chem. Int. Ed.* **1983**, *22*, 440.

²²³⁰See Frey, H.M. *Adv. Phys. Org. Chem.* **1966**, *4*, 147, see pp. 170–175, 180–183.

²²³¹For reviews of [2 + 2]-cycloreversions, see Schaumann, E.; Ketcham, R. *Angew. Chem. Int. Ed.* **1982**, *21*, 225; Brown, R.F.C. *Pyrolytic Methods in Organic Chemistry*, Academic Press, NY, **1980**, pp. 247–259. See also, Reddy, G.D.; Wiest, O.; Hudlický, T.; Schapiro, V.; Gonzalez, D. *J. Org. Chem.* **1999**, *64*, 2860.

and the $[\sigma 2_s + \sigma 2_a]$ pathway has not been found²²³² (the subscripts σ indicate that σ bonds are involved in this reaction).

In some cases, double bonds add to triple bonds to give cyclobutenes, apparently at about the same rate that they add to double bonds. The addition of triple bonds to triple bonds would give cyclobutadienes, and this has not been observed, except where these rearrange before they can be isolated (see **15-65**)²²³³ or in the presence of a suitable coordination compound, so that the cyclobutadiene is produced in the form of a complex (p. 76).²²³⁴

Although thermal $[2 + 2]$ -cycloaddition reactions are essentially limited to the cases described above, many (although by no means all) double-bond compounds undergo such reactions *when photochemically excited* (either directly or by a photosensitizer, see p. 340), even if they are not in the above categories.²²³⁵ Simple alkenes absorb in the far UV (p. 332), which is difficult to reach experimentally, although this problem can sometimes be overcome by the use of suitable photosensitizers. The reaction has been applied to simple alkenes²²³⁶ (especially to strained compounds, such as cyclopropenes and cyclobutenes), but more often the double-bond compounds involved are conjugated dienes,²²³⁷ α,β -unsaturated ketones,²²³⁸

²²³²See, for example, Cocks, A.T.; Frey, H.M.; Stevens, I.D.R. *Chem. Commun.* **1969**, 458; Srinivasan, R.; Hsu, J.N.C. *J. Chem. Soc., Chem. Commun.* **1972**, 1213; Paquette, L.A.; Carmody, M.J. *J. Am. Chem. Soc.* **1976**, *98*, 8175. See however Cant, P.A.E.; Coxon, J.M.; Hartshorn, M.P. *Aust. J. Chem.* **1975**, *28*, 391; Doering, W. von E.; Roth, W.R.; Breuckmann, R.; Figge, L.; Lennartz, H.; Fessner, W.; Prinzbach, H. *Chem. Ber.* **1988**, *121*, 1.

²²³³For a review of these cases, and of cycloadditions of triple to double bonds, see Fuks, R.; Viehe, H.G., in Viehe, H.G. *Acetylenes*, Marcel Dekker, NY, **1969**, pp. 435–442.

²²³⁴D'Angelo, J.; Ficini, J.; Martinon, S.; Riche, C.; Sevin, A. *J. Organomet. Chem.* **1979**, *177*, 265. For a review, see Hogeveen, H.; Kok, D.M., in Patai, S.; Rappoport, Z. *The Chemistry of Functional Groups, Supplement C*, pt. 2, Wiley, NY, **1983**, pp. 981–1013.

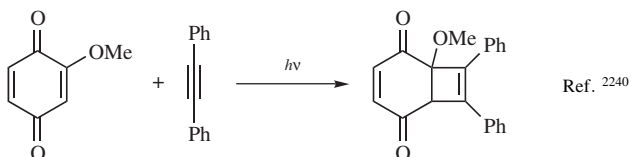
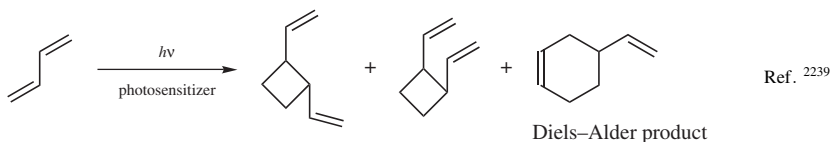
²²³⁵For reviews, see Demuth, M.; Mikhail, G. *Synthesis* **1989**, 145; Ninomiya, I.; Naito, T. *Photochemical Synthesis*, Academic Press, NY, **1989**, pp. 58–109; Ramamurthy, V.; Venkatesan, K. *Chem. Rev.* **1987**, *87*, 433; Lewis, F.D. *Adv. Photochem.* **1986**, *13*, 165; Wender, P.A., in Coyle, J.D. *Photochemistry in Organic Synthesis*, Royal Society of Chemistry, London, **1986**, pp. 163–188; Schreiber, S.L. *Science*, **1985**, *227*, 857; Neckers, D.C.; Tinnemans, A.H.A., in Horspool, W.M. *Synthetic Organic Photochemistry*, Plenum, NY, **1984**, pp. 285–311; Baldwin, S.W. *Org. Photochem.* **1981**, *5*, 123; Turro, N.J. *Modern Molecular Photochemistry*, W.A. Benjamin, NY, **1978**, pp. 417–425, 458–465; Kricka, L.J.; Ledwith, A. *Synthesis* **1974**, 539; Herndon, W.C. *Top. Curr. Chem.* **1974**, *46*, 141; Sammes, P.G. *Q. Rev. Chem. Soc.* **1970**, *24*, 37, 46–55; Crowley, K.J.; Mazzocchi, P.H., in Zabicky, J. *The Chemistry of Alkenes*, Vol. 2, Wiley, NY, **1970**, 297–316; Turro, N.J.; Dalton, J.C.; Weiss, D.S. *Org. Photochem.* **1969**, *2*, 1; Trecker, D.J. *Org. Photochem.* **1969**, *2*, 63; Scharf, H. *Fortschr. Chem. Forsch.* **1969**, *11*, 216; Steinmetz, R. *Fortschr. Chem. Forsch.* **1967**, *7*, 445; Fonken, G.J. *Org. Photochem.* **1967**, *1*, 197; Chapman, O.L.; Lenz, G. *Org. Photochem.* **1967**, *1*, 283; Schönberg, A. *Preparative Organic Photochemistry*, Springer, NY, **1968**, pp. 70–96, 109–117; Warrener, R.N.; Bremner, J.B. *Rev. Pure Appl. Chem.* **1966**, *16*, 117, 122–128.

²²³⁶For examples of nonphotosensitized dimerization of simple alkenes, see Arnold, D.R.; Abraitys, V.Y. *Chem. Commun.* **1967**, 1053; Yamazaki, H.; Cvetanović, R.J. *J. Am. Chem. Soc.* **1969**, *91*, 520.

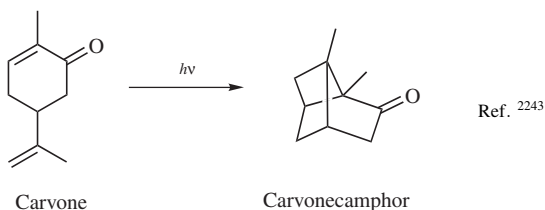
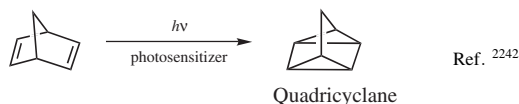
²²³⁷For a review, see Dilling, W.L. *Chem. Rev.* **1969**, *69*, 845.

²²³⁸For reviews of various aspects of this subject, see Cossy, J.; Carrupt, P.; Vogel, P., in Patai, S. *Supplement A: The Chemistry of Double-Bonded Functional Groups*, Vol. 2, pt. 2, Wiley, NY, **1989**, pp. 1369–1565; Kemernitskii, A.V.; Ignatov, V.N.; Levina, I.S. *Russ. Chem. Rev.* **1988**, *57*, 270; Weedon, A.C., in Horspool, W.M. *Synthetic Organic Photochemistry*, Plenum, NY, **1984**, pp. 61–143; Lenz, G.R. *Rev. Chem. Intermed.* **1981**, *4*, 369; Margaretha, P. *Chimia*, **1975**, *29*, 203; Bauslaugh, P.G. *Synthesis* **1970**, 287; Eaton, P.E. *Acc. Chem. Res.* **1968**, *1*, 50; Schuster, D.I.; Lem, G.; Kaprinidis, N.A. *Chem. Rev.* **1993**, *93*, 3; Erickson, J.A.; Kahn, S.D. *Tetrahedron* **1993**, *49*, 9699.

acids, or acid derivatives, or quinones, since these compounds, because they are conjugated, absorb at longer wavelengths (p. 332). Both dimerizations and mixed additions are common, some examples being (see also, the example on p. 347):



Photochemical [2 + 2]-cycloadditions can also take place intramolecularly if a molecule has two double bonds that are properly oriented.²²⁴¹ The cyclization of the quinone dimer shown above is one example. Other examples are



It is obvious that many molecules can be constructed in this way that would be difficult to make by other procedures. However, attempted cyclizations of this kind are not always successful. In many cases, polymeric or other side products are

²²³⁹Liu, R.S.H.; Turro, N.J.; Hammond, G.S. *J. Am. Chem. Soc.* **1965**, *87*, 3406; Cundall, R.B.; Griffiths, P.A. *Trans. Faraday Soc.* **1965**, *61*, 1968; DeBoer, C.D.; Turro, N.J.; Hammond, G.S. *Org. Synth.* **V**, 528.

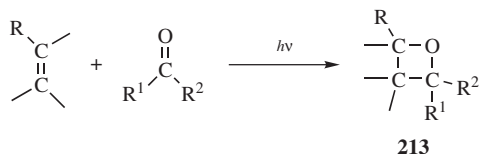
²²⁴⁰Pappas, S.P.; Pappas, B.C. *Tetrahedron Lett.* **1967**, 1597.

²²⁴¹For reviews, see Becker, D.; Haddad, N. *Org. Photochem.* **1989**, *10*, 1–162; Crimmins, M.T. *Chem. Rev.* **1988**, *88*, 1453; Oppolzer, W. *Acc. Chem. Res.* **1982**, *15*, 135; Prinzbach, H. *Pure Appl. Chem.* **1968**, *16*, 17; Dilling, W.L. *Chem. Rev.* **1966**, *66*, 373.

²²⁴²Hammond, G.S.; Turro, N.J.; Fischer, A. *J. Am. Chem. Soc.* **1961**, *83*, 4674; Dauben, W.G.; Cargill, R.L. *Tetrahedron* **1961**, *15*, 197. See also, Cristol, S.J.; Snell, R.L. *J. Am. Chem. Soc.* **1958**, *80*, 1950.

²²⁴³Ciamician, G.; Silber, P. *Ber.* **1908**, *41*, 1928; Büchi, G.; Goldman, I.M. *J. Am. Chem. Soc.* **1957**, *79*, 4741.

obtained instead of the desired product.



The photochemical cycloaddition of a carbonyl, generally from an aldehyde or ketone, and an alkene is called the *Paternò-Büchi reaction*.²²⁴⁴ This [2 + 2]-cycloaddition gives an oxetane (**213**) and the reaction is believed to proceed via a diradical intermediate. Silyl enol ethers react with aldehydes under nonphotochemical conditions using ZnCl_2 at 25°C or SnCl_4 at -78°C .²²⁴⁵

It is possible that some of these photochemical cycloadditions take place by a $[\pi 2_s + \pi 2_s]$ mechanism (which is of course allowed by orbital symmetry); when and if they do, one of the molecules must be in the excited singlet state (S_1) and the other in the ground state.²²⁴⁶ The nonphotosensitized dimerizations of *cis*- and *trans*-2-butene are stereospecific,²²⁴⁷ making it likely that the $[\pi 2_s + \pi 2_s]$ mechanism is operating in these reactions. However, in most cases it is a triplet excited state that reacts with the ground-state molecule; in these cases the diradical (or in certain cases, the diionic) mechanism is taking place.²²⁴⁸ In one intramolecular case, the intermediate diradical has been trapped.²²⁴⁹ Photosensitized $[2\pi + 2\pi]$ -cycloadditions almost always involve the triplet state, and hence a diradical (or diionic) mechanism.

The photochemical diradical mechanism is not quite the same as the thermal diradical mechanism. In the thermal mechanism the initially formed diradical must be a singlet, but in the photochemical process a triplet excited state is adding to a ground state (which is of course a singlet). Thus, in order to conserve spin,²²⁵⁰ the initially formed diradical must be a triplet; that is, the two electrons must have the same spin. Consequently, the second, or ring-closing, step of the mechanism cannot take place at once, because a new bond cannot form from a combination of two electrons with the same spin, and the diradical has a reasonably long lifetime before collisions with molecules in the environment allow a spin inversion to take

²²⁴⁴Paternò, E.; Chieffi, C. *Gazz. Chim. Ital.* **1909**, *39*, 341; Büchi, G.; Inman, C.G.; Lipinsky, E.S. *J. Am. Chem. Soc.* **1954**, *76*, 4327. See García-Expósito, E.; Bearpark, M.J.; Ortuño, R.M.; Robb, M.A.; Branchadell, V. *J. Org. Chem.* **2002**, *67*, 6070.

²²⁴⁵Wang, Y.; Zhao, C.; Romo, D. *Org. Lett.* **1999**, *1*, 1197.

²²⁴⁶We have previously seen (p. \$\$\$) that reactions between two excited molecules are extremely rare.

²²⁴⁷Yamazaki, H.; Cvetanović, R.J. *J. Am. Chem. Soc.* **1969**, *91*, 520; Yamazaki, H.; Cvetanović, R.J.; Irwin, R.S. *J. Am. Chem. Soc.* **1976**, *98*, 2198. For other likely examples, see Lewis, F.D.; Hoyle, C.E.; Johnson, D.E. *J. Am. Chem. Soc.* **1975**, *97*, 3267; Lewis, F.D.; Kojima, M. *J. Am. Chem. Soc.* **1988**, *110*, 8660.

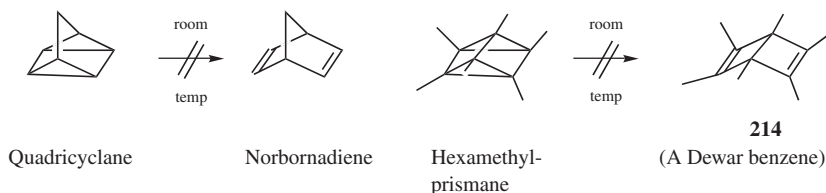
²²⁴⁸Maradyn, D.J.; Weedon, A.C. *Tetrahedron Lett.* **1994**, *35*, 8107.

²²⁴⁹Becker, D.; Haddad, N.; Sahali, Y. *Tetrahedron Lett.* **1989**, *30*, 2661.

²²⁵⁰This is an example of the Wigner spin conservation rule (p. 340). Note that spin conservation is something entirely different from symmetry conservation.

place and the diradical to cyclize. We would therefore predict nonstereospecificity, and that is what is found.²²⁵¹ It has been believed that at least some $[2 + 2]$ -photocycloadditions take place by way of exciplex intermediates²²⁵² [an *exciplex*²²⁵³ is an excited EDA complex (p. 342) that is dissociated in the ground state; in this case one double bond is the donor and the other the acceptor], but there is evidence against this.²²⁵⁴

In **15-60**, we used the principle of conservation of orbital symmetry to explain why certain reactions take place readily and others do not. The orbital-symmetry principle can also explain why certain molecules are stable although highly strained. For example, quadricyclane and hexamethylprismane²²⁵⁵ are thermodynamically much less stable (because much more strained) than their corresponding isomeric dienes, norbornadiene and



hexamethylbicyclo[2.2.0]hexadiene (**214**).²²⁵⁶ Yet the former two compounds can be kept indefinitely at room temperature, although in the absence of orbital-symmetry considerations it is not easy to understand why the electrons simply do not move over to give the more stable diene isomers. The reason is that both these reactions involve the conversion of a cyclobutane ring to a pair of double bonds (a $s_2 + s_2$ process) and, as we have seen, a thermal process of this sort is forbidden by the Woodward–Hoffmann rules. The process is allowed photochemically, and we are not surprised to find that both quadricyclane and hexamethylprismane are photochemically converted to the respective dienes at room temperature or below.²²⁵⁷ It is also possible to conceive of simple

²²⁵¹See, for example, Liu, R.S.H.; Hammond, G.S. *J. Am. Chem. Soc.* **1967**, *89*, 4936; Kramer, B.D.; Bartlett, P.D. *J. Am. Chem. Soc.* **1972**, *94*, 3934.

²²⁵²See, for example, Farid, S.; Doty, J.C.; Williams, J.L.R. *J. Chem. Soc., Chem. Commun.* **1972**, 711; Mizuno, K.; Pac, C.; Sakurai, H. *J. Am. Chem. Soc.* **1974**, *96*, 2993; Caldwell, R.A.; Creed, D. *Acc. Chem. Res.* **1980**, *13*, 45; Mattes, S.L.; Farid, S. *Acc. Chem. Res.* **1982**, *15*, 80; Swapna, G.V.T.; Lakshmi, A.B.; Rao, J.M.; Kunwar, A.C. *Tetrahedron* **1989**, *45*, 1777.

²²⁵³For a review of exciplexes, see Davidson, R.S. *Adv. Phys. Org. Chem.* **1983**, *19*, 1–130.

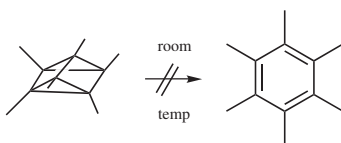
²²⁵⁴Schuster, D.I.; Heibel, G.E.; Brown, P.B.; Turro, N.J.; Kumar, C.V. *J. Am. Chem. Soc.* **1988**, *110*, 8261.

²²⁵⁵This compound can be prepared by photolysis of **210**, another example of an intramolecular photochemical $[2 + 2]$ -cycloaddition: Lemal, D.M.; Lokensgard, J.P. *J. Am. Chem. Soc.* **1966**, *88*, 5934; Schäfer, W.; Criegee, R.; Askani, R.; Grüner, H. *Angew. Chem. Int. Ed.* **1967**, *6*, 78.

²²⁵⁶For a review of this compound, see Schäfer, W.; Hellmann, H. *Angew. Chem. Int. Ed.* **1967**, *6*, 518.

²²⁵⁷These conversions can also be carried out by the use of transition-metal catalysts: Hogeveen, H.; Volger, H.C. *Chem. Commun.* **1967**, 1133; *J. Am. Chem. Soc.* **1967**, *89*, 2486; Kaiser, K.L.; Childs, R.F.; Maitlis, P.M. *J. Am. Chem. Soc.* **1971**, *93*, 1270; Landis, M.E.; Gremaud, D.; Patrick, T.B. *Tetrahedron Lett.* **1982**, *23*, 375; Maruyama, K.; Tamiaki, H. *Chem. Lett.* **1987**, 683.

bond rearrangements whereby hexamethylprismane is converted to hexamethylbenzene, which



of course is far more stable than either hexamethylprismane or **214**. It has been calculated that hexamethylbenzene is at least 90 kcal mol^{-1} (380 kJ mol^{-1}) more stable than hexamethylprismane. The fact that hexamethylprismane does not spontaneously undergo this reaction has prompted the observation²²⁵⁸ that the prismane has “the aspect of an angry tiger unable to break out of a paper cage.” However, a correlation diagram for this reaction²²⁵⁹ discloses that it too is a symmetry-forbidden process. All three of these “forbidden” reactions do take place when the compounds are heated, but the diradical mechanism is likely under these conditions.²²⁵⁹

Bicyclo[2.2.0]hexadienes and prismanes are *valence isomers* of benzenes.²²⁶⁰ These compounds actually have the structures that were proposed for benzenes in the nineteenth century. Prismanes have the Ladenburg formula, and bicyclo[2.2.0]hexadienes have the Dewar formula. Because of this bicyclo[2.2.0]hexadiene is often called Dewar benzene. On p. 32, it was mentioned that Dewar formulas are canonical forms (although not very important) of benzenes. Yet they also exist as separate compounds in which the positions of the nuclei are different from those of benzenes.

OS **V**, 54, 235, 277, 297, 370, 393, 424, 459, 528; **VI**, 378, 571, 962, 1002, 1024, 1037; **VII**, 177, 256, 315; **VIII**, 82, 116, 306, 377; **IX**, 28, 275; **80**, 160. For the reverse reaction, see OS **V**, 734.

15-64 The Addition of Carbenes and Carbenoids to Double and Triple Bonds

epi-Methylene-addition



²²⁵⁸Woodward, R.B.; Hoffmann, R. *The Conservation of Orbital Symmetry* Academic Press, NY, **1970**, pp. 107–112.

²²⁵⁹See, for example, Oth, J.F.M. *Recl. Trav. Chim. Pays-Bas* **1968**, *87*, 1185.

²²⁶⁰For reviews of valence isomers of benzene, see Kobayashi, Y.; Kumadaki, I. *Adv. Heterocycl. Chem.* **1982**, *31*, 169; *Acc. Chem. Res.* **1981**, *14*, 76; van Tamelen, E.E. *Acc. Chem. Res.* **1972**, *5*, 186; *Angew. Chem. Int. Ed.* **1965**, *4*, 738; Bolesov, I.G. *Russ. Chem. Rev.* **1968**, *37*, 666; Viehe, H.G. *Angew. Chem. Int. Ed.* **1965**, *4*, 746; Schäfer, W.; Hellmann, H. *Angew. Chem. Int. Ed.* **1967**, *6*, 518.

Carbenes and substituted carbenes add to double bonds to give cyclopropane derivatives by what can be considered as a formal [1 + 2]-cycloaddition.²²⁶¹ Many carbene derivatives, for example, PhCH, ROCH,²²⁶² Me₂C=C, C(CN)₂, have been added to double bonds, but the reaction is often performed with CH₂ itself, with halo and dihalocarbenes,²²⁶³ and with carbalkoxycarbenes²²⁶⁴ (generated from diazoacetic esters). Alkylcarbenes HCR have been added to alkenes,²²⁶⁵ but more often these rearrange to give alkenes (p. 291). The carbene can be generated in any of the ways normally used (p. 287). However, most reactions in which a cyclopropane is formed by treatment of an alkene with a carbene “precursor” do not actually involve free carbene intermediates. In some cases, it is certain that free carbenes are not involved, and in other cases there is doubt. Because of this, the term *carbene transfer* is often used to cover all reactions in which a double bond is converted to a cyclopropane, whether a carbene or a carbenoid (p. 288) is actually involved.

Carbene itself (:CH₂) is extremely reactive and gives many side reactions, especially insertion reactions (12-21), which greatly reduce yields. This competition is also true with rhodium-catalyzed diazoalkane cyclopropanations²²⁶⁶ (see below). When it is desired to add :CH₂ for preparative purposes, free carbene is not used, but the Simmons-Smith procedure (p. 1241) or some other method that does not involve free carbenes is employed instead. Halocarbenes are less active than carbenes, and this reaction proceeds quite well, since insertion reactions do not interfere.²²⁶⁷ The absolute rate constant for addition of selected alkoxychlorocarbene to butenes has been measured to range from 330 to $1 \times 10^4 M^{-1} s^{-1}$.²²⁶⁸ A few of the many ways²²⁶⁹ in which halocarbenes or carbenoids are generated for

²²⁶¹For reviews, see, in Rappoport, Z. *The Chemistry of the Cyclopropyl Group*, Wiley, NY, 1987, the reviews by Tsuji, T.; Nishida, S., pt. 1, pp. 307–373; Verhé, R.; De Kimpe, N. pt. 1, pp. 445–564; Marchand, A.P., in Patai, S. *Supplement A: The Chemistry of Double-Bonded Functional Groups*, pt. 1, Wiley, NY, 1977, pp. 534–607, 625–635; Bethell, D., in McManus, S.P. *Organic Reactive Intermediates*; Academic Press, NY, 1973, pp. 101–113; in Patai, S. *The Chemistry of Alkenes*, Vol. 1, Wiley, NY, 1964, the articles by Cadogan, J.I.G.; Perkins, M.J. pp. 633–671; Huisgen, R.; Grashey, R.; Sauer, J. pp. 755–776; Kirmse, W. *Carbene Chemistry* 2nd ed.; Academic Press, NY, 1971, pp. 85–122, 267–406. For a review of certain intramolecular additions, see Burke, S.D.; Grieco, P.A. *Org. React.* 1979, 26, 361. For a list of reagents, with references, see Larock, R.C. *Comprehensive Organic Transformations*, 2nd ed., Wiley-VCH, NY, 1999, pp. 135–153.

²²⁶²For a review, see Schöllkopf, U. *Angew. Chem. Int. Ed.* 1968, 7, 588.

²²⁶³For a review of the addition of halocarbenes, see Parham, W.E.; Schweizer, E.E. *Org. React.* 1963, 13, 55.

²²⁶⁴For a review, see Dave, V.; Warnhoff, E.W. *Org. React.* 1970, 18, 217.

²²⁶⁵For example see Frey, H.M. *J. Chem. Soc.* 1962, 2293.

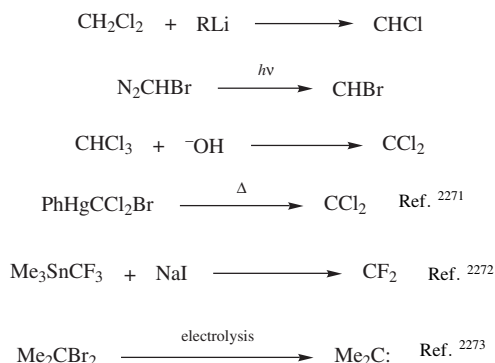
²²⁶⁶Doyle, M.P.; Phillips, I.M. *Tetrahedron Lett.* 2001, 42, 3155. For a review, see Merlic, C.A.; Zechman, A.L. *Synthesis* 2003, 1137.

²²⁶⁷For reviews of carbene selectivity in this reaction, see Moss, R.A. *Acc. Chem. Res.* 1989, 22, 15; 1980, 13, 58. For a review with respect to halocarbenes, see Kostikov, R.R.; Molchanov, A.P.; Khlebnikov, A.F. *Russ. Chem. Rev.* 1989, 58, 654.

²²⁶⁸Moss, R.A.; Ge, C.-S.; Wostowska, J.; Jang, E.G.; Jefferson, E.A.; Fan, H. *Tetrahedron Lett.* 1995, 36, 3083.

²²⁶⁹Much of the work in this field has been carried out by Seyferth, D. and co-workers; see, for example, Seyferth, D.; Haas, C.K. *J. Org. Chem.* 1975, 40, 1620; Seyferth, D.; Haas, C.K.; Dagani, D. *J. Organomet. Chem.* 1976, 104, 9.

this reaction are the following,²²⁷⁰ most of which involve formal elimination (the first two steps of the S_N1cB mechanism, p. 521):



The reaction between CHCl₃ and HO⁻ is often carried out under phase transfer conditions.²²⁷⁴ It has been shown that the reaction between PhCHCl₂ and *t*-BuOK produces a carbenoid, but when the reaction is run in the presence of a crown ether, the free Ph(Cl)C: is formed instead.²²⁷⁵ The reaction of iodoform and CrCl₂ leads to iodocyclopropanes upon reaction with alkenes.²²⁷⁶ Dihalocyclopropanes are very useful compounds²²⁷⁷ that can be reduced to cyclopropanes, treated with magnesium or sodium to give allenes (**18-3**), or converted to a number of other products.

Alkenes of all types can be converted to cyclopropane derivatives by this reaction, but difficulty may be encountered with sterically hindered ones.²²⁷⁸

²²⁷⁰A much longer list, with references, is given in Kirmse, W. *Carbene Chemistry Carbene Chemistry* 2nd ed., Academic Press, NY, **1971**, pp. 313–319. See also, Larock, R.C. *Comprehensive Organic Transformations*, 2nd ed., Wiley-VCH, NY, **1999**, pp. 135–143.

²²⁷¹For a review of the use of phenyl(trihalomethyl)mercury compounds as dihalocarbene or dihalocarbeneid precursors, see Seyferth, D. *Acc. Chem. Res.* **1972**, *5*, 65. For a review of the synthesis of cyclopropanes with the use of organomercury reagents, see Larock, R.C. *Organomercurury Compounds in Organic Synthesis*, Springer, NY, **1985**, pp. 341–380.

²²⁷²For reviews of fluorinated carbenes, see Seyferth, D., in Moss, R.A.; Jones, Jr., M. *Carbenes*, Vol. 2, Wiley, NY, **1975**, pp. 101–158; Sheppard, W.A.; Sharts, C.M. *Organic Fluorine Chemistry*, W. A. Benjamin, NY, **1969**, pp. 237–270.

²²⁷³Léonel, E.; Paugam, J.P.; Condon-Gueugnot, S.; Nédélec, Y.-Y. *Tetrahedron* **1998**, *54*, 3207.

²²⁷⁴For reviews of the use of phase-transfer catalysis in the addition of dihalocarbenes to C=C bonds, see Starks, C.M.; Liotta, C. *Phase Transfer Catalysis*, Academic Press, NY, **1978**, pp. 224–268; Weber, W.P.; Gokel, G.W. *Phase Transfer Catalysis in Organic Synthesis*, Springer, NY, **1977**, pp. 18–43, 58–62. For a discussion of the mechanism, see Gol'dberg, Yu.Sh.; Shimanskaya, M.V. *J. Org. Chem. USSR* **1984**, *20*, 1212.

²²⁷⁵Moss, R.A.; Pilkiewicz, F.G. *J. Am. Chem. Soc.* **1974**, *96*, 5632; Moss, R.A.; Lawrynowicz, W. *J. Org. Chem.* **1984**, *49*, 3828.

²²⁷⁶Takai, K.; Toshikawa, S.; Inoue, A.; Kokumai, R. *J. Am. Chem. Soc.* **2003**, *125*, 12990.

²²⁷⁷For reviews of dihalocyclopropanes, see Banwell, M.G.; Reum, M.E. *Adv. Strain Org. Chem.* **1991**, *1*, 19–64; Kostikov, R.R.; Molchanov, A.P.; Hopf, H. *Top. Curr. Chem.* **1990**, *155*, 41–80; Barlet, R.; Vo-Quang, Y. *Bull. Soc. Chim. Fr.* **1969**, 3729–3760.

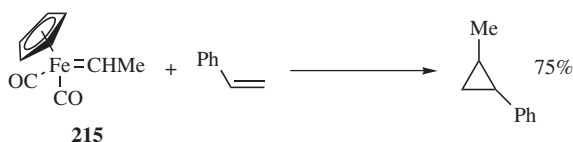
²²⁷⁸Dehmlow, E.V.; Eulenberger, A. *Liebigs Ann. Chem.* **1979**, 1112.

Even tetracyanoethylene, which responds very poorly to electrophilic attack, gives cyclopropane derivatives with carbenes.²²⁷⁹ Conjugated dienes give 1,2-addition to give a vinylcyclopropane.²²⁸⁰ Addition of a second mole gives bicyclopropyl derivatives.²²⁸¹ 1,4-Addition is rare but has been reported in certain cases.²²⁸² Carbene adds to ketene to give cyclopropanone.²²⁸³ Allenes react with carbenes to give cyclopropanes with exocyclic unsaturation:²²⁸⁴



A second equivalent gives spiropentanes. In fact, any size ring with an exocyclic double bond can be converted by a carbene to a spiro compound.²²⁸⁵

Free carbenes can also be avoided by using transition-metal–carbene complexes $L_nM=CRR'$ (L = a ligand, M = a metal),²²⁸⁶ which add the group CRR' to double bonds.²²⁸⁷ An example is the reaction of iron carbene **215**.²²⁸⁸



These complexes can be isolated in some cases; in others they are generated *in situ* from appropriate precursors, of which diazo compounds are among the

²²⁷⁹Cairns, T.L.; McKusick, B.C. *Angew. Chem.* **1961**, 73, 520.

²²⁸⁰Woodworth, R.C.; Skell, P.S. *J. Am. Chem. Soc.* **1957**, 79, 2542.

²²⁸¹Orchin, M.; Herrick, E.C. *J. Org. Chem.* **1959**, 24, 139; Nakhapetyan, L.A.; Safonova, I.L.; Kazanskii, B.A. *Bull. Acad. Sci. USSR Div. Chem. Sci.* **1962**, 840; Skattebøl, L. *J. Org. Chem.* **1964**, 29, 2951.

²²⁸²Anastassiou, A.G.; Cellura, R.P.; Ciganek, E. *Tetrahedron Lett.* **1970**, 5267; Jefford, C.W.; Mareda, J.; Gehret, J.-C.E.; Kabengele, T.; Graham, W.D.; Burger, U. *J. Am. Chem. Soc.* **1976**, 98, 2585; Mayr, H.; Heigl, U.W. *Angew. Chem. Int. Ed.* **1985**, 24, 579; Le, N.A.; Jones, Jr., M.; Bickelhaupt, F.; de Wolf, W.H. *J. Am. Chem. Soc.* **1989**, 111, 8491; Kraakman, P.A.; de Wolf, W.H.; Bickelhaupt, F. *J. Am. Chem. Soc.* **1989**, 111, 8534; Hudlický, T.; Seoane, G.; Price, J.D.; Gadamasetti, K.G. *Synlett* **1990**, 433; Lambert, J.B.; Ziemnicka-Merchant, B.T. *J. Org. Chem.* **1990**, 55, 3460.

²²⁸³Turro, N.J.; Hammond, W.B. *Tetrahedron* **1968**, 24, 6017; Rothgery, E.F.; Holt, R.J.; McGee, Jr., H.A. *J. Am. Chem. Soc.* **1975**, 97, 4971. For a review of cyclopropanones, see Wasserman, H.H.; Berdahl, D.R.; Lu, T., in Rappoport, Z. *The Chemistry of the Cyclopropyl Group*, Wiley, NY, **1987**, pt. 2, pp. 1455–1532.

²²⁸⁴For reviews of the addition of carbenes and carbenoids to allenes, see Landor, S.R., in Landor, S.R. *The Chemistry of Allenes*, Vol. 2, Academic Press, NY, **1982**, pp. 351–360; Bertrand, M. *Bull. Soc. Chim. Fr.* **1968**, 3044–3054. For a review of the synthetic uses of methylenecyclopropanes and cyclopropenes, see Binger, P.; Büch, H.M. *Top. Curr. Chem.* **1987**, 135, 77.

²²⁸⁵For a review of the preparation of spiro compounds by this reaction, see Krapcho, A.P. *Synthesis* **1978**, 77–126.

²²⁸⁶Doyle, M.P.; McKervey, M.A.; Ye, T. *Modern Catalytic Methods for Organic Synthesis with Diazo Compounds*, Wiley, NY, **1998**.

²²⁸⁷For reviews, see Helquist, P. *Adv. Met.-Org. Chem.* **1991**, 2, 143; Brookhart, M.; Studabaker, W.B. *Chem. Rev.* **1987**, 87, 411; Syatkovskii, A.I.; Babitskii, B.D. *Russ. Chem. Rev.* **1984**, 53, 672.

²²⁸⁸Brookhart, M.; Tucker, J.R.; Husk, G.R. *J. Am. Chem. Soc.* **1983**, 105, 258.

most important. Chromium complexes have been used for the cyclopropanation of alkenes.²²⁸⁹

Polymer-supported benzenesulfonyl azides have been developed as a safe diazo-transfer reagent.²²⁹⁰ These compounds, including CH_2N_2 and other diazoalkanes, react with metals or metal salts (copper, palladium,²²⁹¹ and rhodium are most commonly used) to give the carbene complexes that add: CRR' to double bonds.²²⁹² Diazoketones and diazoesters with alkenes to give the cyclopropane derivative, usually with a transition-metal catalyst, such as a copper complex.²²⁹³ The ruthenium catalyst reaction of diazoesters with an alkyne give a cyclopropene.²²⁹⁴ An X-ray structure of an osmium catalyst intermediate has been determined.²²⁹⁵ Electron-rich alkenes react faster than simple alkenes.²²⁹⁶

Optically active complexes have been used for enantioselective cyclopropane synthesis.²²⁹⁷ Decomposition of diazoalkanes in the presence of chiral rhodium²²⁹⁸ copper,²²⁹⁹ or ruthenium²³⁰⁰ complexes leads to optically active cyclopropanes.

²²⁸⁹Barluenga, J.; Aznar, F.; Gutiérrez, I.; García-Granda, S. Llorca-Baragaño, M.A. *Org. Lett.* **2002**, *4*, 4233.

²²⁹⁰Green, G.M.; Peet, N.P.; Metz, W.A. *J. Org. Chem.* **2001**, *66*, 2509.

²²⁹¹For a discussion of the mechanism of the palladium-catalyzed reaction, see Rodríguez-García, C.; Oliva, A.; Ortuño, R.M.; Branchadell, V. *J. Am. Chem. Soc.* **2001**, *123*, 6157.

²²⁹²For reviews, see Adams, J.; Spero, D.M. *Tetrahedron* **1991**, *47*, 1765; Collman, J.P., Hegedus, L.S.; Norton, J.R.; Finke, R.G. *Principles and Applications of Organotransition Metal Chemistry* University Science Books, Mill Valley, CA **1987**, pp. 800–806; Maas, G. *Top. Curr. Chem.* **1987**, *137*, 75; Doyle, M.P. *Chem. Rev.* **1986**, *86*, 919; *Acc. Chem. Res.* **1986**, *19*, 348; Heck, R.F. *Palladium Reagents in Organic Synthesis*, Academic Press, NY, **1985**, pp. 401–407; Wulfman, D.S.; Poling, B. *React. Intermed. (Plenum)* **1980**, *1*, 321; Müller, E.; Kessler, H.; Zeeh, B. *Fortschr. Chem. Forsch.* **1966**, *7*, 128.

²²⁹³Díaz-Requejo, M.M.; Belderraín, T.R.; Trofimenko, S.; Pérez, P.J. *J. Am. Chem. Soc.* **2001**, *123*, 3167. For a discussion of the mechanism and selectivity, see Bühl, M.; Terstegen, F.; Löffler, F.; Meynhardt, B.; Kierse, S.; Müller, M.; Näther, C.; Lüning, U. *Eur. J. Org. Chem.* **2001**, 2151.

²²⁹⁴Lou, Y.; Horikawa, M.; Kloster, R.A.; Hawryluk, N.A.; Corey, E.J. *J. Am. Chem. Soc.* **2004**, *126*, 8916.

²²⁹⁵Li, Y.; Huang, J.-S.; Zhou, Z.-Y.; Che, C.-M. *J. Am. Chem. Soc.* **2001**, *123*, 4843.

²²⁹⁶See Davies, H.M.L.; Xiang, B.; Kong, N.; Stafford, D.G. *J. Am. Chem. Soc.* **2001**, *123*, 7461.

²²⁹⁷Brookhart, M.; Liu, Y.; Goldman, E.W.; Timmers, D.A.; Williams, G.D. *J. Am. Chem. Soc.* **1991**, *113*, 927; Lowenthal, R.E.; Abiko, A.; Masamune, S. *Tetrahedron Lett.* **1990**, *31*, 6005; Evans, D.A.; Woerpel, K.A.; Hinman, M.M.; Faul, M.M. *J. Am. Chem. Soc.* **1991**, *113*, 726; Ito, K.; Katsuki, T. *Tetrahedron Lett.* **1993**, *34*, 2661. For a review of enantioselective cyclopropanation using carbenoid chemistry see Singh, V.K.; DattaGupta, A.; Sekar, G. *Synthesis* **1997**, 137. For the effect of diazoalkane structure of stereoselectivity, see Davies, H.M.L.; Bruzinski, P.R.; Fall, M.J. *Tetrahedron Lett.* **1996**, *37*, 4133.

²²⁹⁸Davies, H.M.L.; Rusiniak, L. *Tetrahedron Lett.* **1998**, *39*, 8811; Haddad, N.; Galili, N. *Tetrahedron Asymmetry* **1997**, *8*, 3367; Ichiyana, T.; Shimizu, M.; Fujisawa, T. *Tetrahedron* **1997**, *53*, 9599; Fukuda, T.; Katsuki, T. *Tetrahedron* **1997**, *53*, 7201; Frauenkron M.; Berkessel, A. *Tetrahedron Lett.* **1997**, *38*, 7175; Doyle, M.P.; Zhou, Q.-L.; Charnsangavej, C.; Longoria, M.A.; McKervey, M.A.; Garcia, C.F. *Tetrahedron Lett.* **1996**, *37*, 4129.

²²⁹⁹Díaz-Requejo, M.M.; Caballero, A.; Belderraín, T.R.; Nicasio, M.C.; Trofimenko, S.; Pérez, P.J. *J. Am. Chem. Soc.* **2002**, *124*, 978.

²³⁰⁰Uchida, T.; Irie, R.; Katsuki, T. *Synlett* **1999**, 1163; Uchida, T.; Irie, R.; Katsuki, T. *Synlett* **1999**, 1793; Iwasa, S.; Takezawa, F.; Tuchiya, Y.; Nishiyama, H. *Chem. Commun.* **2001**, 59. For a discussion of the mechanism, see Ougaard, J.; Goddard II, W.A. *J. Am. Chem. Soc.* **2004**, *126*, 442.

The use of chiral additives with a rhodium complex also leads to cyclopropanes enantioselectively.²³⁰¹ An important chiral rhodium species is $\text{Rh}_2(\text{S-DOSP})_4$,²³⁰² which leads to cyclopropanes with excellent enantioselectivity in carbene cyclopropanation reactions.²³⁰³ Asymmetric, intramolecular cyclopropanation reactions have been reported.²³⁰⁴ The copper catalyzed diazoester cyclopropanation was reported in an ionic liquid.²³⁰⁵ It is noted that the reaction of a diazoester with a chiral dirhodium catalyst leads to β -lactones with modest enantioselectivity.²³⁰⁶ Phosphonate esters have been incorporated into the diazo compound.²³⁰⁷

Triple-bond compounds²³⁰⁸ react with carbenes to give cyclopropenes, except that in the case of acetylene itself, the cyclopropenes first formed cannot be isolated because they rearrange to allenes.²³⁰⁹ Cyclopropenones (p. 73) are obtained by hydrolysis of dihalocyclopropenes.²³¹⁰

Most carbenes are electrophilic, and, in accord with this, electron-donating substituents on the alkene increase the rate of the reaction, and electron-withdrawing groups decrease it,²³¹¹ although the range of relative rates is not very great.²³¹² As discussed on p. 284, carbenes in the singlet state (which is the most common state) react stereospecifically and syn,²³¹³ probably by a one-step mechanism,²³¹⁴ similar

²³⁰¹ Aggarwal, V.K.; Smith, H.W.; Hynd, G.; Jones, R.V.H.; Fieldhouse, R.; Spey, S.E. *J. Chem. Soc., Perkin Trans. 1* **2000**, 3267; Yao, X.; Qiu, M.; Lü, W.; Chen, H.; Zheng, Z. *Tetrahedron Asymmetry* **2001**, *12*, 197.

²³⁰² Doyle, M.P. *Pure Appl. Chem.* **1998**, *70* 1123; Doyle, M.P.; Protopopova, M.N. *Tetrahedron* **1998**, *54*, 7919; Martin, S.F.; Spaller, M.R.; Liras, L.; Hartman, B. *J. Am. Chem. Soc.* **1994**, *116*, 4493; Davies, H.M.L.; Hansen, T.; Churchill, M.R. *J. Am. Chem. Soc.* **2000**, *122*, 3063; Davies, H.M.L.; Hansen, T. *J. Am. Chem. Soc.* **1997**, *119*, 9075. See also, Davies, H.M.L. *Aldrichimica Acta* **1997**, *30*, 107. For related chiral ligands see Nagashima, T.; Davies, H.M.L. *Org. Lett.* **2002**, *4*, 1989; Davies, H.M.L.; Lee, G.H. *Org. Lett.* **2004**, *6*, 2117.

²³⁰³ Davies, H.M.L.; Townsend, R.J. *J. Org. Chem.* **2001**, *66*, 6595; Davies, H.M.; Boebel, T.A. *Tetrahedron Lett.* **2000**, *41*, 8189.

²³⁰⁴ Piqué, C.; Fährdrich, B.; Pfaltz, A. *Synlett* **1995**, 491; Barberis, M.; Pérez-Prieto, J.; Stiriba, S.-E.; Lahuerta, P. *Org. Lett.* **2001**, *3*, 3317; Saha, B.; Uchida, T.; Katsuki, T. *Synlett* **2001**, 114; Honma, M.; Sawada, T.; Fujisawa, Y.; Utsugi, M.; Watanabe, H.; Umino, A.; Matsumura, T.; Hagihara, T.; Takano, M.; Nakada, M. *J. Am. Chem. Soc.* **2003**, *125*, 2860.

²³⁰⁵ In emim NTf₂, 1-ethyl-3-methylimidazolium triflimide: Fraile, J.M.; García, J.I.; Herrerías, C.I.; Mayoral, J.A.; Carrié, D.; Vaultier, M. *Tetrahedron Asymmetry* **2001**, *12*, 1891.

²³⁰⁶ Doyle, M.P.; May, E.J. *Synlett* **2001**, 967.

²³⁰⁷ Ferrand, Y.; Le Maux, P.; Simonneaux, G. *Org. Lett.* **2004**, *6*, 3211.

²³⁰⁸ For reviews, see Fuks, R.; Viehe, H.G., in Viehe, H.G. *Acetylvenes*, Marcel Dekker, NY, **1969**, pp. 427–434; Closs, G.L. *Adv. Alicyclic Chem.* **1966**, *1*, 53–127, see pp. 58–65.

²³⁰⁹ Frey, H.M. *Chem. Ind. (London)* **1960**, 1266.

²³¹⁰ Vol'pin, M.E.; Koreshkov, Yu.D.; Kursanov, D.N. *Bull. Acad. Sci. USSR Div. Chem. Sci.* **1959**, 535.


²³¹¹ Skell, P.S.; Garner, A.Y. *J. Am. Chem. Soc.* **1956**, *78*, 5430; Doering, W. von E.; Henderson, Jr., W.A. *J. Am. Chem. Soc.* **1958**, *80*, 5274; Mitsch, R.A.; Rodgers, A.S. *Int. J. Chem. Kinet.* **1969**, *1*, 439.

²³¹² For a review of reactivity in this reaction, with many comprehensive tables of data, see Moss, R.A., in Jones, Jr. M.; Moss, R.A. *Carbenes*, Vol. 1, Wiley, NY, **1973**, pp. 153–304. See also, Cox, D.P.; Gould, I.R.; Hacker, N.P.; Moss, R.A.; Turro, N.J. *Tetrahedron Lett.* **1983**, *24*, 5313.

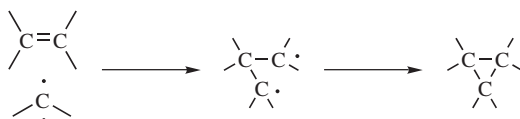
²³¹³ Woodworth, R.C.; Skell, P.S. *J. Am. Chem. Soc.* **1959**, *81*, 3383; Jones Jr., M.; Ando, W.; Hendrick, M.E.; Kulczycki Jr., A.; Howley, P.M.; Hummel, K.F.; Malament, D.S. *J. Am. Chem. Soc.* **1972**, *94*, 7469.

²³¹⁴ For evidence that at least some singlet carbenes add by a two-step mechanism, see Giese, B.; Lee, W.; Neumann, C. *Angew. Chem. Int. Ed.* **1982**, *21*, 310.

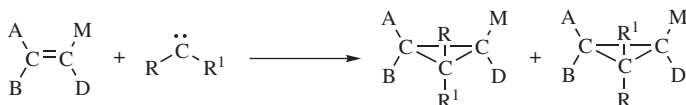
to mechanism *a* of **15-60** and **15-63**:



Infrared spectra of a carbene and the cyclopropane product have been observed in an argon matrix at 12–45 K.²³¹⁵ Carbenes in the triplet state react nonstereospecifically,²³¹⁶ probably by a diradical mechanism, similar to mechanism *b* of **15-49** and **15-63**:

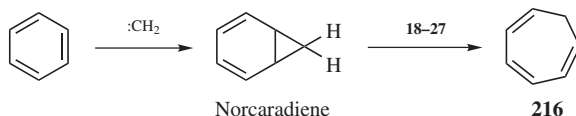


For carbenes or carbenoids of the type R–C–R' there is another aspect of stereochemistry.²³¹⁷ When these species are added to all but symmetrical alkenes, two isomers are possible, even if the four groups originally on the double-bond carbons maintain their configurations:



Which isomer is predominantly formed depends on R, R', and on the method by which the carbene or carbenoid is generated. Most studies have been carried out on monosubstituted species (R' = H), and in these studies it is found that aryl groups generally prefer the more substituted side (syn addition) while carboethoxy groups usually show anti stereoselectivity. When R = halogen, free halocarbenes show little or no stereochemical preference, while halocarbenoids exhibit a preference for syn addition. Beyond this, it is difficult to make simple generalizations.

Carbenes are so reactive that they add to the “double bonds” of aromatic rings.²³¹⁸ The products are usually unstable and rearrange to give ring expansion. Carbene reacts with benzene to give cycloheptatriene (**216**),²³¹⁹



²³¹⁵Nefedov, O.M.; Zuev, P.S.; Maltsev, A.K.; Tomilov, Y.V. *Tetrahedron Lett.* **1989**, 30, 763.

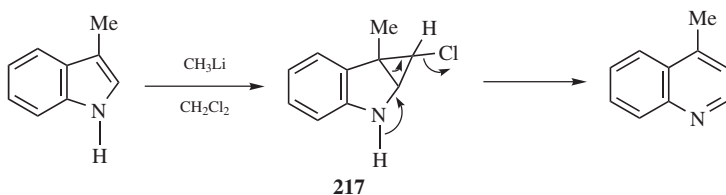
²³¹⁶Skell, P.S.; Klebe, J. *J. Am. Chem. Soc.* **1960**, 82, 247. See also, Jones, Jr., M.; Tortorelli, V.J.; Gaspar, P.P.; Lambert, J.B. *Tetrahedron Lett.* **1978**, 4257.

²³¹⁷For reviews of the stereochemistry of carbene and carbenoid addition to double bonds, see Moss, R.A. *Sel. Org. Transform.*, **1970**, 1, 35–88; Closs, G.L. *Top Stereochem.* **1968**, 3, 193–235. For a discussion of enantioselectivity in this reaction, see Nakamura, A. *Pure Appl. Chem.* **1978**, 50, 37.

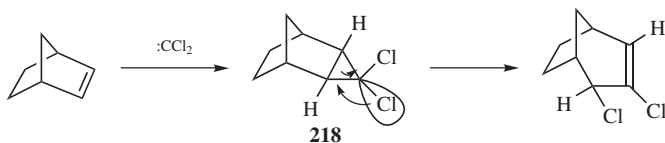
²³¹⁸See Giese, C.M.; Hadad, C.M. *J. Org. Chem.* **2002**, 67, 2532.

²³¹⁹Doering, W. von E.; Knox, L.H. *J. Am. Chem. Soc.* **1951**, 75, 297.

but not all carbenes are reactive enough to add to benzene. The norcaradiene intermediate cannot be isolated in this case²³²⁰ (it undergoes an electrocyclic rearrangement, **18-27**), although certain substituted norcaradienes, for example, the product of addition of: $C(CN)_2$ to benzene,²³²¹ have been isolated.²³²² With: CH_2 , insertion is a major side reaction, and, for example, benzene gives toluene as well as cycloheptatriene. A method of adding: CH_2 to benzene rings without the use of free carbene is the catalytic decomposition of diazomethane (CH_2N_2) in the aromatic compound as solvent with $CuCl$ or $CuBr$.²³²³ By this method better yields of cycloheptatrienes are obtained without insertion side products. Picosecond optical grating calorimetry has been used to investigate the photochemical decomposition of diazomethane in benzene, and it appears that a transient is formed that is consistent with a weak complex between singlet methylene and benzene.²³²⁴ Chlorocarbene, $:CHCl$, is active enough to add to benzene, but dihalocarbenes do not add to benzene or toluene, only to rings with greater electron density. Pyrroles and indoles can be expanded, respectively, to pyridines and quinolines by treatment with halocarbenes²³²⁵ via the initially formed adduct **217** in the case of the indole.



In such cases, a side reaction that sometimes occurs is expansion of the six-membered ring. Ring expansion can occur even with non-aromatic compounds, when the driving force is supplied by relief of strain (see **218**).²³²⁶



²³²⁰It has been detected by uv spectroscopy: Rubin, M.B. *J. Am. Chem. Soc.* **1981**, *103*, 7791.

²³²¹Ciganek, E. *J. Am. Chem. Soc.* **1967**, *89*, 1454.

²³²²See, for example, Mukai, T.; Kubota, H.; Toda, T. *Tetrahedron Lett.* **1967**, 3581; Maier, G.; Heep, U. *Chem. Ber.* **1968**, *101*, 1371; Ciganek, E. *J. Am. Chem. Soc.* **1971**, *93*, 2207; Dürr, H.; Kober, H. *Tetrahedron Lett.* **1972**, 1255, 1259; Vogel, E.; Wiedemann, W.; Roth, H.D.; Eimer, J.; Günther, H. *Liebigs Ann. Chem.* **1972**, 759, 1; Bannerman, C.G.F.; Cadogan, J.I.G.; Gosney, I.; Wilson, N.H. *J. Chem. Soc., Chem. Commun.* **1975**, 618; Takeuchi, K.; Kitagawa, T.; Senzaki, Y.; Okamoto, K. *Chem. Lett.* **1983**, 73; Kawase, T.; Iyoda, M.; Oda, M. *Angew. Chem. Int. Ed.* **1987**, *26*, 559.

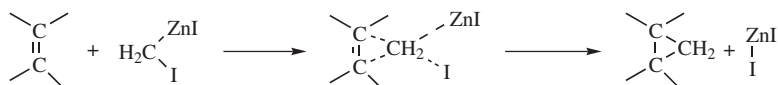
²³²³Wittig, G.; Schwarzenbach, K. *Liebigs Ann. Chem.* **1961**, *650*, 1; Müller, E.; Fricke, H. *Liebigs Ann. Chem.* **1963**, *661*, 38; Müller, E.; Kessler, H.; Fricke, H.; Kiedaisch, W. *Liebigs Ann. Chem.* **1961**, *675*, 63.

²³²⁴Khan, M.I.; Goodman, J.L. *J. Am. Chem. Soc.* **1995**, *117*, 6635.

²³²⁵For a review of the reactions of heterocyclic compounds with carbenes, see Rees, C.W.; Smithen, C.E. *Adv. Heterocycl. Chem.* **1964**, *3*, 57–78.

²³²⁶Jefford, C.W.; Gunsher, J.; Hill, D.T.; Brun, P.; Le Gras, J.; Waegell, B. *Org. Synth.* **VI**, 142. For a review of the addition of halocarbenes to bridged bicyclic alkenes see Jefford, C.W. *Chimica*, **1970**, *24*, 357–363.

As previously mentioned, free carbene is not very useful for additions to double bonds since it gives too many side products. The *Simmons–Smith procedure* accomplishes the same result without a free carbene intermediate and without insertion side products.²³²⁷ This procedure involves treatment of the double-bond compound with CH_2I_2 and a Zn–Cu couple and leads to cyclopropane derivatives in good yields.²³²⁸ The Zn–Cu couple can be prepared in several ways,²³²⁹ of which heating Zn dust with CuCl in ether under nitrogen²³³⁰ is particularly convenient. The reaction has also been done with unactivated zinc and ultrasound.²³³¹ When TiCl_4 is used along with Zn and CuCl, CH_2I_2 can be replaced by the cheaper CH_2Br_2 .²³³² The actual attacking species is an organozinc intermediate, probably $(\text{ICH}_2)_2\text{Zn}\cdot\text{ZnI}_2$, which is stable enough for isolable solutions.²³³³ An X-ray crystallographic investigation of the intermediate, complexed with a diether, has been reported.²³³⁴ The addition is stereospecifically syn, and a concerted mechanism²³³⁵ is likely, perhaps²³³⁶



Asymmetric induction is possible when chiral additives are used.²³³⁷ With the Simmons–Smith procedure, as with free carbenes, conjugated dienes give 1,2-addition,²³³⁸ and allenes give methylenecyclopropanes or spiropentanes.²³³⁹

An alternative way of carrying out the Simmons–Smith reaction is by treatment of the substrate with CH_2I_2 or another dihalomethane and Et_2Zn in ether.²³⁴⁰ This method can be adapted to the introduction of RCH and ArCH by the use of RCHI_2

²³²⁷For reviews, see Simmons, H.E.; Cairns, T.L.; Vladuchick, S.A.; Hoiness, C.M. *Org. React.* **1973**, *20*, 1–131; Furukawa, J.; Kawabata, N. *Adv. Organomet. Chem.* **1974**, *12*, 83–134, see pp. 84–103.

²³²⁸Simmons, H.E.; Smith, R.D. *J. Am. Chem. Soc.* **1959**, *81*, 4256.

²³²⁹Shank, R.S.; Shechter, H. *J. Org. Chem.* **1959**, *24*, 1525; LeGoff, E. *J. Org. Chem.* **1964**, *29*, 2048. For the use of a Zn–Ag couple, see Denis, J.M.; Girard, C.; Conia, J.M. *Synthesis* **1972**, 549.

²³³⁰Rawson, R.J.; Harrison, I.T. *J. Org. Chem.* **1970**, *35*, 2057.

²³³¹Repič, O.; Lee, P.G.; Giger, U. *Org. Prep. Proced. Int.* **1984**, *16*, 25.

²³³²Friedrich, E.C.; Lunetta, S.E.; Lewis, E.J. *J. Org. Chem.* **1989**, *54*, 2388.

²³³³Blanchard, E.P.; Simmons, H.E. *J. Am. Chem. Soc.* **1964**, *86*, 1337. For an analysis of the reaction by density functional theory, see Fang, W.-H.; Phillips, D.L.; Wang, D.-q.; Li, Y.-L. *J. Org. Chem.* **2002**, *67*, 154.

²³³⁴Denmark, S.E.; Edwards, J.P.; Wilson, S.R. *J. Am. Chem. Soc.* **1991**, *113*, 723.

²³³⁵Dargel, T.K.; Koch, W. *J. Chem. Soc. Perkin Trans. 2*, **1996**, 877.

²³³⁶Simmons, H.E.; Blanchard, E.P.; Smith, R.D. *J. Am. Chem. Soc.* **1964**, *86*, 1347. For a discussion of the transition state and intermediate in this reaction, see Bernardi, F.; Bottoni, A.; Miscione, G.P. *J. Am. Chem. Soc.* **1997**, *119*, 12300.

²³³⁷Charette, A.B.; Juteau, H.; Lebel, H.; Molinaro, C. *J. Am. Chem. Soc.* **1998**, *120*, 11943; Kitajima, H.; Ito, K.; Aoki, Y.; Katsuki, T. *Bull. Chem. Soc. Jpn.* **1997**, *70*, 207; Imai, N.; Sakamoto, K.; Maeda, M.; Kouge, K.; Yoshizane, K.; Nokami, J. *Tetrahedron Lett.* **1997**, *38*, 1423; Denmark, S.E.; Edwards, J.P. *Synlett* **1992**, 229; Balsells, J.; Walsh, P.J. *J. Org. Chem.* **2000**, *65*, 5005.

²³³⁸Overberger, C.G.; Halek, G.W. *J. Org. Chem.* **1963**, *28*, 867.

²³³⁹Charette, A.B.; Jolicoeur, E.; Bydlinski, G.A.S. *Org. Lett.* **2001**, *3*, 3293.

²³⁴⁰See Charette, A.B.; Beauchemin, A.; Marcoux, J.-F. *Tetrahedron Lett.* **1999**, *40*, 33; Zhao, C.; Wang, D.; Phillips, D.L. *J. Am. Chem. Soc.* **2002**, *124*, 12903.

or ArCHI_2 instead of the dihalomethane.²³⁴¹ The reaction is compatible with other functionality in the carbenoid complex. The reaction of $\text{RCO}_2\text{CH}_2\text{I}$ with diethyl zinc and an alkene under photolysis conditions give a cyclopropane.²³⁴² Chiral additives lead to enantioselectivity in the cyclopropanation reaction.²³⁴³ In another method, CH_2I_2 or MeCHI_2 is used along with an alane R_3Al to transfer CH_2 or CHMe .²³⁴⁴ Titanium complexes have been used similarly.²³⁴⁵ Samarium and CH_2I_2 has been used for the cyclopropanation of conjugated amides.²³⁴⁶ For the conversion of enolates to cyclopropanols, CH_2I_2 has been used along with SmI_2 .²³⁴⁷

Other cyclopropanation techniques have been developed. Treatment of an alkene with $\text{ArCH}(\text{SnBu}_3)\text{OCO}_2\text{Me}$ and $\text{BF}_3\cdot\text{OEt}_2$ leads to the cyclopropane with high cis-selectivity.²³⁴⁸ Diodomethane in the presence of isopropylmagnesium chloride has been used to cyclopropanate allyl alcohols.²³⁴⁹

The Simmons–Smith reaction is the basis of a method for the indirect α methylation of a ketone.²³⁵⁰ The ketone (illustrated for cyclohexanone) is first converted to an enol ether, an enamine (**16-13**) or silyl enol ether²³⁵¹ (**12-17**) and cyclopropanation via the Simmons–Smith reaction is followed by hydrolysis to give the α methylated ketone. A related procedure using diethylzinc and diiodomethane allows ketones to be chain-extended by one carbon.²³⁵² In another variation, phenols can be ortho-methylated in one laboratory step, by treatment with Et_2Zn and CH_2I_2 .²³⁵³

Diazoesters react with amines with a rhodium catalyst to give α -amino esters.²³⁵⁴ Diazoesters also react with aldehydes and a rhodium catalyst, and the product is an α,β -epoxy ester.²³⁵⁵ Diazoalkanes react similarly with aldehydes to give an alkene ($\text{Me}_3\text{SiCH}=\text{N}_2 + \text{ArCHO} \rightarrow \text{ArCH}=\text{CHOSiMe}_3$).²³⁵⁶

OS V, 306, 855, 859, 874; VI, 87, 142, 187, 327, 731, 913, 974; VII, 12, 200, 203; VIII, 124, 196, 321, 467; IX, 422; **76**, 86.

²³⁴¹Nishimura, J.; Kawabata, N.; Furukawa, J. *Tetrahedron* **1969**, 25, 2647; Miyano, S.; Hashimoto, H. *Bull. Chem. Soc. Jpn.* **1973**, 46, 892; Friedrich, E.C.; Biresaw, G. *J. Org. Chem.* **1982**, 47, 1615.

²³⁴²Charette, A.B.; Beauchemin, A.; Fraancoeur, S. *J. Am. Chem. Soc.* **2001**, 123, 8139.

²³⁴³Long, J.; Yuan, Y.; Shi, Y. *J. Am. Chem. Soc.* **2003**, 125, 13632.

²³⁴⁴Maruoka, K.; Fukutani, Y.; Yamamoto, H. *J. Org. Chem.* **1985**, 50, 4412; *Org. Synth.*, 67, 176.

²³⁴⁵Charette, A.B.; Molinaro, C.; Brochu, C. *J. Am. Chem. Soc.* **2001**, 123, 12168.

²³⁴⁶Concellón, J.M.; Rodríguez-Solla, H.; Gómez, C. *Angew. Chem. Int. Ed.* **2002**, 41, 1917.

²³⁴⁷Imamoto, T.; Takiyama, N. *Tetrahedron Lett.* **1987**, 28, 1307. See also, Molander, G.A.; Harring, L.S. *J. Org. Chem.* **1989**, 54, 3525.

²³⁴⁸Sugawara, M.; Yoshida, J. *J. Am. Chem. Soc.* **1997**, 119, 11986.

²³⁴⁹Bolm, C.; Pupowicz, D. *Tetrahedron Lett.* **197**, 38, 7349.

²³⁵⁰See Wenkert, E.; Mueller, R.A.; Reardon Jr., E.J.; Sathe, S.S.; Scharf, D.J.; Tosi, G. *J. Am. Chem. Soc.* **1970**, 92, 7428 for the enol ether procedure; Kuehne, M.E.; King, J.C. *J. Org. Chem.* **1973**, 38, 304 for the enamine procedure; Conia, J.M. *Pure Appl. Chem.* **1975**, 43, 317–326 for the silyl ether the silyl ether procedure.

²³⁵¹In the case of silyl enol ethers, the inner bond can be cleaved with FeCl_3 , giving a ring-enlarged β -chloro ketone: Ito, Y.; Fujii, S.; Saegusa, T. *J. Org. Chem.* **1976**, 41, 2073; *Org. Synth.* **VI**, 327.

²³⁵²Brogan, J.B.; Zercher, C.K. *J. Org. Chem.* **1997**, 62, 6444.

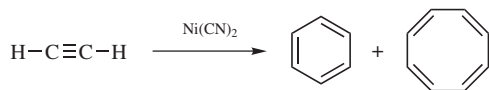
²³⁵³Lehnert, E.K.; Sawyer, J.S.; Macdonald, T.L. *Tetrahedron Lett.* **1989**, 30, 5215.

²³⁵⁴Yang, M.; Wang, X.; Li, H.; Livant, P. *J. Org. Chem.* **2001**, 66, 6729.

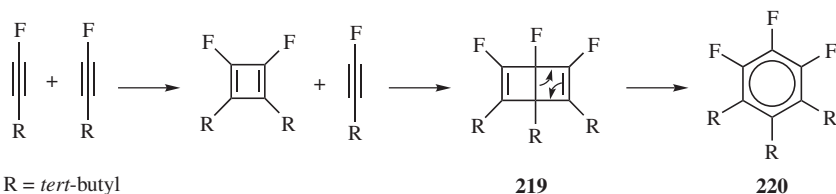
²³⁵⁵Doyle, M.P.; Hu, W.; Timmons, D.J. *Org. Lett.* **2001**, 3, 933.

²³⁵⁶Dias, E.L.; Brookhart, M.; White, P.S. *J. Am. Chem. Soc.* **2001**, 123, 2442.

15-65 Trimerization and Tetramerization of Alkynes



Aromatic compounds can be prepared by cyclotrimerization of alkynes²³⁵⁷ or triynes. Cyclotrimerization is possible by heating to 450–600°C with no catalyst.²³⁵⁸ The *spontaneous* (no catalyst) trimerization of *t*-BuC≡CF gave 1,2,3-*tert*-butyl-4,5,6-trifluorobenzene (**220**), the first time three adjacent *tert*-butyl groups had been put onto a benzene ring.²³⁵⁹ The fact that this is a head-to-head joining allows formation of **220** from two alkynes. The fact that **219** (a Dewar benzene) was also isolated lends support to this scheme.²³⁶⁰ Three equivalents of 3-hexyne trimerized to hexaethylbenzene at 200°C in the presence of Si₂Cl₆.²³⁶¹



When acetylene is heated with nickel cyanide, other Ni(II) or Ni(0) compounds, or similar catalysts, it gives benzene and cyclooctatetraene.²³⁶² It is possible to get more of either product by a proper choice of catalyst. Substituted acetylenes give substituted benzenes.²³⁶³ This reaction has been used to prepare very crowded

²³⁵⁷For a review, see Rubin, M.; Sromek, A.W.; Gevorgyan, V. *Synlett* **2003**, 2265.

²³⁵⁸Kociulek, M.G.; Johnson, R.P. *Tetrahedron Lett.* **1999**, *40*, 4141.

²³⁵⁹Viehe, H.G.; Merényi, R.; Oth, J.F.M.; Valange, P. *Angew. Chem. Int. Ed.* **1964**, *3*, 746; Viehe, H.G.; Merényi, R.; Oth, J.F.M.; Senders, J.R.; Valange, P. *Angew. Chem. Int. Ed.* **1964**, *3*, 755.

²³⁶⁰For other reactions between cyclobutadienes and triple bonds to give Dewar benzenes, see Wingert, H.; Regitz, M. *Chem. Ber.* **1986**, *119*, 244.

²³⁶¹Yang, J.; Verkade, J.G. *J. Am. Chem. Soc.* **1998**, *120*, 6834.

²³⁶²For reviews, see Winter, M.J., in Hartley, F.R.; Patai, S. *The Chemistry of the Metal–Carbon Bond*, Vol. 3, Wiley, NY, **1985**, pp. 259–294; Vollhardt, K.P.C. *Angew. Chem. Int. Ed.* **1984**, *23*, 539; *Acc. Chem. Res.* **1977**, *10*, 1; Maitlis, P.M. *J. Organomet. Chem.* **1980**, *200*, 161; *Acc. Chem. Res.* **1976**, *9*, 93; *Pure Appl. Chem.* **1972**, *30*, 427; Yur'eva, L.P. *Russ. Chem. Rev.* **1974**, *43*, 48; Khan, M.M.T.; Martell, A.E. *Homogeneous Catalysis by Metal Complexes*, Vol. 2, Academic Press, NY, **1974**, pp. 163–168; Reppe, W.; Kutepow, N.V.; Magin, A. *Angew. Chem. Int. Ed.* **1969**, *8*, 727; Fuks, R.; Viehe, H.G. in Viehe, H.G. *Acetylenes*, Marcel Dekker, NY, **1969**, pp. 450–460; Hoogzand, C.; Hübel, W., in Wender, I.; Pino, P. *Organic Syntheses Via Metal Carbonyls*, Vol. 1, Wiley, NY, **1968**, pp. 343–371; Reikhsfel'd, V.O.; Makovetskii, K.L. *Russ. Chem. Rev.* **1966**, *35*, 510. For a list of reagents, with references, see Larock, R.C. *Comprehensive Organic Transformations*, 2nd ed., Wiley-VCH, NY, **1999**, pp. 198–201. For a review of metal-catalyzed cycloadditions of alkynes to give rings of all sizes, see Schore, N.E. *Chem. Rev.* **1988**, *88*, 1081.

²³⁶³Sigman, M.S.; Fatland, A.W.; Eaton, B.E. *J. Am. Chem. Soc.* **1998**, *120*, 5130; Gevorgyan, V.; Takeda, A.; Yamamoto, Y. *J. Am. Chem. Soc.* **1997**, *119*, 11313; Takeda, A.; Ohno, A.; Kadota, I.; Gevorgyan, V.; Yamamoto, Y. *J. Am. Chem. Soc.* **1997**, *119*, 4547; Larock, R.C.; Tian, Q. *J. Org. Chem.* **1998**, *63*, 2002; Sato, Y.; Nishimata, T.; Mori, M. *J. Org. Chem.* **1994**, *59*, 6133; Grissom, J.W.; Calkins, T.L. *Tetrahedron Lett.* **1992**, *33*, 2315.

molecules. Diisopropylacetylene was trimerized over $\text{CO}_2(\text{CO})_8$ ²³⁶⁴ and over $\text{Hg}[\text{Co}(\text{CO})_4]_2$ to hexaisopropylbenzene.²³⁶⁵ The six isopropyl groups are not free to rotate but are lined up perpendicular to the plane of the benzene ring. Highly substituted benzene derivatives have also been prepared using a rhodium,²³⁶⁶ nickel,²³⁶⁷ titanium,²³⁶⁸ molybdenum,²³⁶⁹ ruthenium,²³⁷⁰ cobalt,²³⁷¹ or a palladium²³⁷² catalyst. Alkynes react with allenes and a nickel catalyst go give highly substituted benzene derivatives.²³⁷³ Conjugated ketones react with internal alkynes with Me_3Al and a nickel catalyst²³⁷⁴ leads to an aromatic ring fused to a cyclic ketone after reaction with DBU and air.²³⁷⁵ *N*-Aryl chloroimines react with alkynes and a rhodium catalyst to give quinolines,²³⁷⁶ as do *N*-aryl alkynyl imines with a tungsten complex.²³⁷⁷

An intramolecular cyclotrimerization has been reported by condensation of a diyne²³⁷⁸ with an alkyne in the presence of a palladium,²³⁷⁹ molybdenum,²³⁸⁰ nickel,²³⁸¹ rhodium,²³⁸² iridium,²³⁸³ or ruthenium catalyst.²³⁸⁴ Triynes have been

²³⁶⁴See Yong, L.; Butenschön, H. *Chem. Commun.* **2002**, 2852. For a modification that gives a phenol from 3,3-dimethyl-1-butyne, see Marchueta, I.; Olivella, S.; Solà, L.; Moyano, A.; Pericàs, M.A.; Riera, A. *Org. Lett.* **2001**, *3*, 3197.

²³⁶⁵Arnett, E.M.; Bollinger, J.M. *J. Am. Chem. Soc.* **1964**, *86*, 4729; Hopff, H.; Gati, A. *Helv. Chim. Acta* **1965**, *48*, 509.

²³⁶⁶Taber, D.F.; Rahimizadeh, M. *Tetrahedron Lett.* **1994**, *35*, 9139; Tanaka, K.; Shirasaka, K. *Org. Lett.* **2003**, *5*, 4697.

²³⁶⁷Mori, N.; Ikeda, S.-i.; Odashima, K. *Chem. Commun.* **2001**, 181.

²³⁶⁸Tanaka, R.; Nakano, Y.; Suzuki, D.; Urabe, H.; Sato, F. *J. Am. Chem. Soc.* **2002**, *124*, 9682.

²³⁶⁹Nishida, M.; Shiga, H.; Mori, M. *J. Org. Chem.* **1998**, *63*, 8606.

²³⁷⁰Yamamoto, Y.; Ishii, J.-i.; Nishiyama, H.; Itoh, K. *J. Am. Chem. Soc.* **2004**, *126*, 3712.

²³⁷¹Sugihara, T.; Wakabayashi, A.; Nagai, Y.; Takao, H.; Imagawa, H.; Nishizawa, M. *Chem. Commun.* **2002**, 576.

²³⁷²Gevorgyan, V.; Takeda, A.; Homma, M.; Sadayori, N.; Radhakrishnan, U.; Yamamoto, Y. *J. Am. Chem. Soc.* **1999**, *121*, 6391; Gevorgyan, V.; Quan, L.G.; Yamamoto, Y. *J. Org. Chem.* **2000**, *65*, 568. For a reaction in conjunction with silver carbonate, see Kawasaki, S.; Satoh, T.; Miura, M.; Nomura, M. *J. Org. Chem.* **2003**, *68*, 6836; In conjunction with CuCl_2 , see Li, J.-H.; Xie, Y.-X. *Synth. Commun.* **2004**, *34*, 1737.

²³⁷³Shanmugasundaram, M.; Wu, M.-S.; Cheng, C.-H. *Org. Lett.* **2001**, *3*, 4233.

²³⁷⁴Ikeda, S.; Kondo, H.; Arii, T.; Odashima, K. *Chem. Commun.* **2002**, 2422.

²³⁷⁵Mori, N.; Ikeda, S.-i.; Sato, Y. *J. Am. Chem. Soc.* **1999**, *121*, 2722.

²³⁷⁶Amii, H.; Kishikawa, Y.; Uneyama, K. *Org. Lett.* **2001**, *3*, 1109.

²³⁷⁷Sangu, K.; Fuchibe, K.; Akiyama, T. *Org. Lett.* **2004**, *6*, 353.

²³⁷⁸See Kawathar, S.P.; Schreiner, P.R. *Org. Lett.* **2002**, *4*, 3643.

²³⁷⁹Yamamoto, Y.; Nagata, A.; Itoh, K. *Tetrahedron Lett.* **1999**, *40*, 5035; Gevorgyan, V.; Radhakrishnan, U.; Takeda, A.; Rubina, M.; Rubin, M.; Yamamoto, Y. *J. Org. Chem.* **2001**, *66*, 2835. See also, Tsukada, N.; Sugawara, S.; Nakaoka, K.; Inoue, Y. *J. Org. Chem.* **2003**, *68*, 5961.

²³⁸⁰Hara, R.; Guo, Q.; Takahashi, T. *Chem. Lett.* **2000**, 140.

²³⁸¹Jeevanandam, A.; Korivi, R.P.; Huang, I.-w.; Cheng, C.-H. *Org. Lett.* **2002**, *4*, 807.

²³⁸²Witulski, B.; Zimmermann, A. *Synlett* **2002**, 1855.

²³⁸³Takeuchi, R.; Tanaka, S.; Nakaya, Y. *Tetrahedron Lett.* **2001**, *42*, 2991; Shibata, T.; Fujimoto, T.; Yokota, K.; Takagi, K. *J. Am. Chem. Soc.* **2004**, *126*, 8382.

²³⁸⁴Yamamoto, Y.; Ogawa, R.; Itoh, K. *Chem. Commun.* **2000**, 549; Witulski, B.; Stengel, T.; Fernández-Hernandez, J.M. *Chem. Commun.* **2000**, 1965.

similarly condensed with a rhodium catalyst.²³⁸⁵ The internal cyclotrimerization of a triyne, utilizing a siloxy tether and a cobalt catalyst has been reported.²³⁸⁶ Fused ring aromatic compounds are prepared by this method. Similar results were obtained from diynes and allenes with a nickel catalyst.²³⁸⁷ bis(Enynes) are cyclized to bicyclic arenes using a palladium catalyst.²³⁸⁸ Diynes with nitriles and a ruthenium catalyst lead to isoquinolines.²³⁸⁹ Pyridines fused to carboxylic rings can be prepared by similar methodology using a cyanoamine and a cobalt catalyst.²³⁹⁰ In the presence of PhMe_2SiH , CO and a rhodium catalyst, a nonconjugated triyne leads to a tricyclic compound in which a benzene ring is fused to two carbocyclic rings.²³⁹¹ Internal cyclotrimerization of an aryl alkynyl ketone where the aryl group has an *ortho* trimethylsilylalkyne substituent gives a tetracyclic naphthalene derivative with a fused cyclopentanone unit.²³⁹² An isocyanate (Ar-N=C=O) reacts with a diyne and a ruthenium catalyst to give a bicyclic pyridone.²³⁹³ Benzene derivatives with *ortho* alkyne units can be converted to naphthalene derivatives in aqueous NaOH with hydrazine, Te, NaBH_4 and sonication.²³⁹⁴ Benzene derivatives having *ortho* imine and alkyne substituents give an isoquinoline when treated with iodine²³⁹⁵ or with a palladium catalyst.²³⁹⁶ Imino and iodo substituents with a silyl alkyne and a palladium catalyst leads to an isoquinoline.²³⁹⁷ Vinyl and alkyne substituents with a ruthenium catalyst lead to naphthalene derivatives.²³⁹⁸ *Ortho* alkynyl and epoxy substituents leads to β -naphthols using a ruthenium catalyst.²³⁹⁹ Cyclotrimerization occurs with alkynyl boronic esters.²⁴⁰⁰

In contrast to the spontaneous reaction, the catalyzed process seldom gives the 1,2,3-trisubstituted benzene isomer from an acetylene $\text{RC}\equiv\text{CH}$. The chief product is usually the 1,2,4-isomer,²⁴⁰¹ with lesser amounts of the 1,3,15-isomer also generally obtained, but little if any of the 1,2,3-isomer. The mechanism of

²³⁸⁵Kinoshita, H.; Shinokubo, H.; Oshima, K. *J. Am. Chem. Soc.* **2003**, *125*, 7784.

²³⁸⁶Chouraqui, G.; Petit, M.; Aubert, C.; Malacria, M. *Org. Lett.* **2004**, *6*, 1519.

²³⁸⁷Shanmugasundaram, M.; Wu, M.-S.; Jeganmohan, M.; Huang, C.-W.; Cheng, C.-H. *J. Org. Chem.* **2002**, *67*, 7724.

²³⁸⁸Kawasaki, T.; Saito, S.; Yamamoto, Y. *J. Org. Chem.* **2002**, *67*, 2653.

²³⁸⁹Yamamoto, Y.; Okuda, S.; Itoh, K. *Chem. Commun.* **2001**, 1102; Varela, J.A.; Castedo, L.; Saá, C. *J. Org. Chem.* **2003**, *68*, 8595.

²³⁹⁰Boñaga, L.V.R.; Zhang, H.-C.; Maryanoff, B.E. *Chem. Commun.* **2004**, 2394.

²³⁹¹Ojima, I.; Vu, A.T.; McCullagh, J.V.; Kinoshita, A. *J. Am. Chem. Soc.* **1999**, *121*, 3230.

²³⁹²Atienza, C.; Mateo, C.; de Frutos, Ó.; Echavarren, A.M. *Org. Lett.* **2001**, *3*, 153.

²³⁹³Yamamoto, Y.; Takagishi, H.; Itoh, K. *Org. Lett.* **2001**, *3*, 2117.

²³⁹⁴Landis, C.A.; Payne, M.M.; Eaton, D.L.; Anthony, J.E. *J. Am. Chem. Soc.* **2004**, *126*, 1338.

²³⁹⁵Huang, Q.; Hunter, J.A.; Larock, R.C. *Org. Lett.* **2001**, *3*, 2973.

²³⁹⁶Dai, G.; Larock, R.C. *Org. Lett.* **2001**, *3*, 4035; Dai, G.; Larock, R.C. *J. Org. Chem.* **2003**, *68*, 920; Dai, G.; Larock, R.C. *Org. Lett.* **2002**, *4*, 193.

²³⁹⁷Roesch, K.R.; Larock, R.C. *J. Org. Chem.* **2002**, *67*, 86.

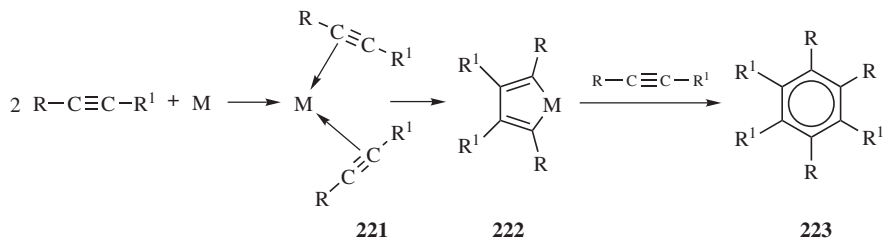
²³⁹⁸Klumpp, D.A.; Beauchamp, P.S.; Sanchez, Jr., G.V.; Aguirre, S.; de Leon, S. *Tetrahedron Lett.* **2001**, *42*, 5821.

²³⁹⁹Madhusaw, R.J.; Lin, M.-Y.; Shoel, S.Md.A.; Liu, R.-S. *J. Am. Chem. Soc.* **2004**, *126*, 6895.

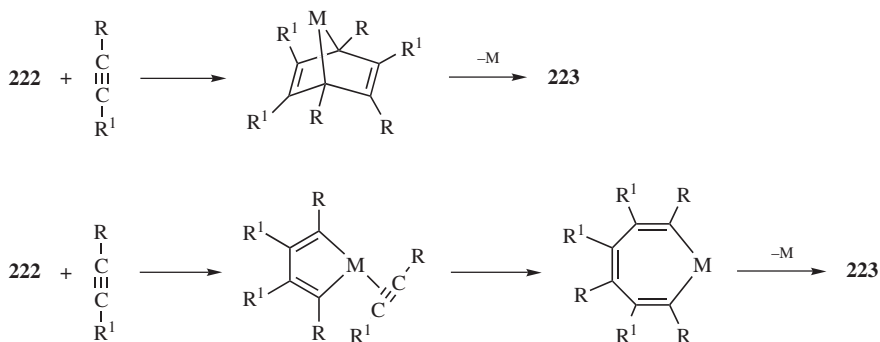
²⁴⁰⁰Gandon, V.; Leca, D.; Aechtner, T.; Vollhardt, K.P.C.; Malacria, M.; Aubert, C. *Org. Lett.* **2004**, *6*, 3405.

²⁴⁰¹See Saito, S.; Kawasaki, T.; Tsuboya, N.; Yamamoto, Y. *J. Org. Chem.* **2001**, *66*, 796.

the catalyzed



reaction to form benzenes²⁴⁰² is believed to go through a species **221** in which two molecules of alkyne coordinate with the metal, and another species **222**, a five-membered heterocyclic intermediate.²⁴⁰³ Such intermediates (where M = Rh, Ir, Zr,²⁴⁰⁴ or Ni) have been isolated and shown to give benzenes (**223**) when treated with alkynes.²⁴⁰⁵ Note that this pathway accounts for the predominant formation of the 1,2,4-isomer. Two possibilities for the last step are a Diels–Alder reaction, and a ring expansion, each followed by extrusion of the metal:²⁴⁰⁶



²⁴⁰²For studies of the mechanism of the reaction that produces cyclooctatetraenes, see Diercks, R.; Stamp, L.; Kopf, J.; Tom Dieck, H. *Angew. Chem. Int. Ed.* **1984**, *23*, 893; Colborn, R.E.; Vollhardt, K.P.C. *J. Am. Chem. Soc.* **1986**, *108*, 5470; Lawrie, C.J.; Gable, K.P.; Carpenter, B.K. *Organometallics* **1989**, *8*, 2274.

²⁴⁰³See, for example, Colborn, R.E.; Vollhardt, K.P.C. *J. Am. Chem. Soc.* **1981**, *103*, 6259; Kochi, J.K. *Organometallic Mechanisms and Catalysis*, Academic Press, NY, **1978**, pp. 428–432; Collman, J.P., Hegedus, L.S.; Norton, J.R.; Finke, R.G. *Principles and Applications of Organotransition Metal Chemistry*, University Science Books, Mill Valley, CA **1987**, pp. 870–877; Eisch, J.J.; Sexsmith, S.R. *Res. Chem. Intermed.* **1990**, *13*, 149–192.

²⁴⁰⁴Takahashi, T.; Ishikawa, M.; Huo, S. *J. Am. Chem. Soc.* **2002**, *124*, 388.

²⁴⁰⁵See, for example, Collman, J.P. *Acc. Chem. Res.* **1968**, *1*, 136; Yamazaki, H.; Hagihara, N. *J. Organomet. Chem.* **1967**, *7*, P22; Wakatsuki, Y.; Kuramitsu, T.; Yamazaki, H. *Tetrahedron Lett.* **1974**, 4549; Moseley, K.; Maitlis, P.M. *J. Chem. Soc. Dalton Trans.* **1974**, 169; Müller, E. *Synthesis* **1974**, 761; Eisch, J.J.; Galle, J.E. *J. Organomet. Chem.* **1975**, *96*, C23; McAlister, D.R.; Bercaw, J.E.; Bergman, R.G. *J. Am. Chem. Soc.* **1977**, *99*, 1666.

²⁴⁰⁶There is evidence that the mechanism of the last step more likely resembles the Diels–Alder pathway than the ring expansion pathway: Bianchini, C.; Caulton, K.G.; Chardon, C.; Eisenstein, O.; Foltling, K.; Johnson, T.J.; Meli, A.; Peruzzini, M.; Raucher, D.J.; Streib, W.E.; Vizza, F. *J. Am. Chem. Soc.* **1991**, *113*, 5127.

In at least one case the mechanism is different, going through a cyclobutadiene–nickel complex (see p. 76), which has been isolated.²⁴⁰⁷ Similar results were obtained with a titanium complex.²⁴⁰⁸ Using a mixture of PdCl₂ and CuCl₂, however, aliphatic alkynes are converted to the 1,3,5-trialkyl benzene derivative.²⁴⁰⁹

Alkoxy chromium carbenes (Fischer carbene complexes) react with phenylalkynes to give naphthalene derivatives.²⁴¹⁰ These chromium carbenes react with alkylnyl boronates, cerium(IV) compounds, and then PhBr and a palladium catalyst to give a naphthoquinone.²⁴¹¹ Diynes react to give cyclotrimerization.²⁴¹² It is noted that vinyl chromium carbenes react directly with alkynes to give spirocyclic compounds (spiro[4.4]nona-1,3,6-trienes).²⁴¹³ Benzofurans can be prepared using methoxy carbenes.²⁴¹⁴ Amino-substituted chromium carbenes react with alkynes and then silica to give substituted benzene derivatives that have an aminoalkyl (–NR₂) substituent.²⁴¹⁵ Imino-substituted chromium carbenes react with alkynes to give pyrrole derivatives.²⁴¹⁶ Fischer carbene complexes react with alkynes to give the *Dötz benzannulation*,²⁴¹⁷ giving *p*-alkoxyphenol derivatives. Modification of this basic technique can lead to eight-membered ring carbocycles (see 15-66).²⁴¹⁸

When benzene, in the gas phase, was adsorbed onto a surface of 10% rhodium-on-alumina, the reverse reaction took place, and acetylene was formed.²⁴¹⁹

In a related reaction, heating ketones in the presence of TiCl₃OTf leads to 1,3,5-trisubstituted arenes.²⁴²⁰ Heating acetophenone with TiCl₄ gives 1,3,5-triphenylbenzene.²⁴²¹ Nitriles react with 2 mol of acetylene, in the presence of a cobalt catalyst, to give 2-substituted pyridines.²⁴²² Propargyl amines react with cyclohexanone derivatives and a gold complex give tetrahydroquinolines.²⁴²³ Treatment of alkynes with Cp₂ZrEt₂ followed by reaction with acetonitrile and then a second alkyne with a nickel catalyst gives a highly substituted pyridine.²⁴²⁴ This reaction can be done intramolecularly using a photochemically induced reaction with a

²⁴⁰⁷Mauret, P.; Alphonse, P. *J. Organomet. Chem.* **1984**, 276, 249. See also, Pepermans, H.; Willem, R.; Gielen, M.; Hoogzand, C. *Bull. Soc. Chim. Belg.* **1988**, 97, 115.

²⁴⁰⁸Suzuki, D.; Urabe, H.; Sato, F. *J. Am. Chem. Soc.* **2001**, 123, 7925.

²⁴⁰⁹Li, J.; Jiang, H.; Chen, M. *J. Org. Chem.* **2001**, 66, 3627.

²⁴¹⁰Pulley, S.R.; Sen, S.; Vorogushin, A.; Swanson, E. *Org. Lett.* **1999**, 1, 1721; Jackson, T.J.; Herndon, J.W. *Tetrahedron* **2001**, 57, 3859.

²⁴¹¹Davies, M.W.; Johnson, C.N.; Harrity, J.P.A. *J. Org. Chem.* **2001**, 66, 3525.

²⁴¹²Jiang, M.X.-W.; Rawat, M.; Wulff, W.D. *J. Am. Chem. Soc.* **2004**, 126, 5970.

²⁴¹³Schirmer, H.; Flynn, B.L.; de Meijere, A. *Tetrahedron* **2000**, 56, 4977.

²⁴¹⁴Herndon, J.W.; Zhang, Y.; Wang, H.; Wang, K. *Tetrahedron Lett.* **2000**, 41, 8687.

²⁴¹⁵Barluenga, J.; López, L.A.; Martínez, S.; Tomás, M. *Tetrahedron* **2000**, 56, 4967.

²⁴¹⁶Campos, P.J.; Sampedro, D.; Rodríguez, M.A. *J. Org. Chem.* **2003**, 68, 4674.

²⁴¹⁷Dötz, K.H. *Angew. Chem. Int. Ed.* **1975**, 14, 644.

²⁴¹⁸Barluenga, J.; Aznar, F.; Palomero, M.A. *Angew. Chem. Int. Ed.* **2000**, 39, 4346.

²⁴¹⁹Parker, W.L.; Hexter, R.M.; Siedle, A.R. *J. Am. Chem. Soc.* **1985**, 107, 4584.

²⁴²⁰Iranpoor, N.; Zeynizaded, B. *Synlett* **1998**, 1079.

²⁴²¹Li, Z.; Sun, W.-H.; Jin, X.; Shao, C. *Synlett* **2001**, 1947.

²⁴²²Heller, B.; Oehme, G. *J. Chem. Soc., Chem. Commun.* **1995**, 179.

²⁴²³Abbiati, G.; Arcadi, A.; Bianchi, G.; Di Giuseppe, S.; Marinelli, F.; Rossi, E. *J. Org. Chem.* **2003**, 68, 6959.

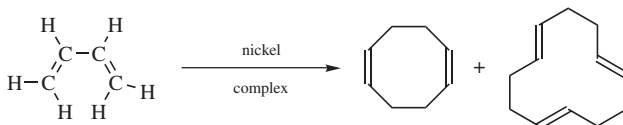
²⁴²⁴Takahashi, T.; Tsai, F.Y.; Kitora, M. *J. Am. Chem. Soc.* **2000**, 122, 4994.

cobalt catalyst and *p*-TolCN to give pyridines incorporated into macrocycles.²⁴²⁵ Alkynyl esters react with enamino esters with a ZnBr₂ catalyst to give substituted pyridines.²⁴²⁶ α -Halo oxime ethers react with alkynes and Grignard reagents, with a mixture of palladium and copper catalysts, to give pyrimidines.²⁴²⁷ Triketones fix nitrogen gas in the presence of TiCl₄ and lithium metal to form bicyclic pyrrole derivatives.²⁴²⁸

OS VII, 256; IX, 1; 80, 93.

15-66 Other Cycloaddition Reactions

cyclo-[But-2-en-1,4-diyl]-1/4/addition, and so on



Cycloaddition reactions other than [4 + 2], [3 + 2], or [2 + 2] are possible, often providing synthetically useful routes to cyclic compounds. Conjugated dienes can be dimerized or trimerized at their 1,4 positions (formally, [4 + 4] and [4 + 4 + 4]-cycloadditions) by treatment with certain complexes or other transition-metal compounds.²⁴²⁹ Thus butadiene gives 1,5-cyclooctadiene and 1,5,9-cyclododecatriene.²⁴³⁰ The relative amount of each product can be controlled by use of the proper catalyst. For example, Ni:P(OC₆H₄-*o*-Ph)₃ gives predominant dimerization, while Ni(cyclooctadiene)₂ gives mostly trimerization. The products arise, not by direct 1,4 to 1,4 attack, but by stepwise mechanisms involving metal-alkene complexes.²⁴³¹ The rhodium catalyzed intramolecular cycloaddition of a furan with a conjugated diazoester gives a [3 + 4]-cycloadduct.²⁴³² The suprafacial thermal addition of an allylic cation to a diene (a [4 + 3]-cycloaddition) is allowed by the Woodward-Hoffmann rules (this reaction would

²⁴²⁵Moretto, A.F.; Zhang, H.-C.; Maryanoff, B.E. *J. Am. Chem. Soc.* **2001**, *123*, 3157.

²⁴²⁶Bagley, M.C.; Dale, J.W.; Hughes, D.D.; Ohnesorge, M.; Philips, N.G.; Bower, J. *Synlett* **2001**, 1523.

²⁴²⁷Kikiya, H.; Yagi, K.; Shinokubo, H.; Oshima, K. *J. Am. Chem. Soc.* **2002**, *124*, 9032.

²⁴²⁸Mori, M.; Hori, M.; Sato, Y. *J. Org. Chem.* **1998**, *63*, 4832; Mori, M.; Hori, K.; Akashi, M.; Hori, M.; Sato, Y.; Nishida, M. *Angew. Chem. Int. Ed.* **1998**, *37*, 636.

²⁴²⁹For reviews, see Wilke, G. *Angew. Chem. Int. Ed.* **1988**, *27*, 186; Tolstikov, G.A.; Dzhemilev, U.M. *Sov. Sci. Rev. Sect. B* **1985**, *7*, 237, 278-290; Heimbach, P.; Schenkluhn, H. *Top. Curr. Chem.* **1980**, *92*, 45; Baker, R. *Chem. Rev.* **1973**, *73*, 487, see pp. 489-512; Semmelhack, M.F. *Org. React.* **1972**, *19*, 115, pp. 128-143; Khan, M.M.T.; Martell, A.E. *Homogeneous Catalysis by Metal Complexes*, Vol. 2, Academic Press, NY, **1974**, pp. 159-163; Heck, R.F. *Organotransition Metal Chemistry*, Academic Press, NY, **1974**, pp. 157-164.

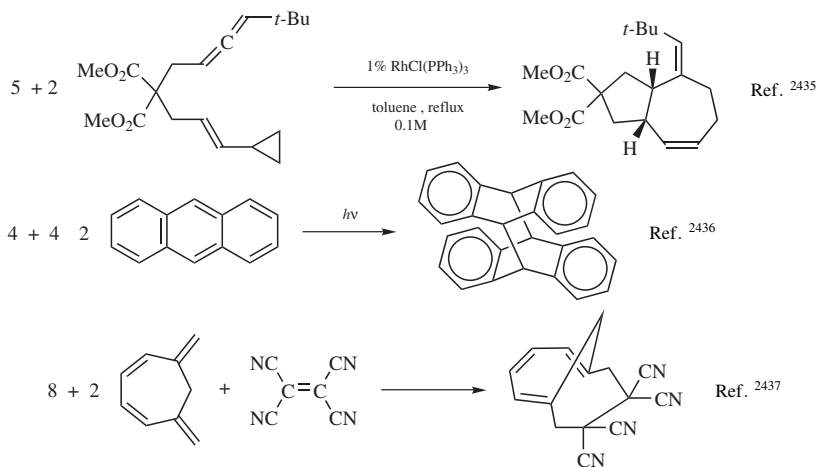
²⁴³⁰For a review of the 1,5,9-cyclododecatrienes (there are four stereoisomers, of which the *ttt* is shown above), see Rona, P. *Intra-Sci. Chem. Rep.* **1971**, *5*, 105.

²⁴³¹For example, see Heimbach, P.; Wilke, G. *Liebigs Ann. Chem.* **1969**, *727*, 183; Barnett, B.; Büssemeier, B.; Heimbach, P.; Jolly, P.W.; Krüger, C.; Tkatchenko, I.; Wilke, G. *Tetrahedron Lett.* **1972**, 1457; Barker, G.K.; Green, M.; Howard, J.A.K.; Spencer, J.L.; Stone, F.G.A. *J. Am. Chem. Soc.* **1976**, *98*, 3373; Graham, G.R.; Stephenson, L.M. *J. Am. Chem. Soc.* **1977**, *99*, 7098.

²⁴³²Davies, H.M.L.; Calvo, R.L.; Townsend, R.-J.; Ren, P.; Churchill, R.M. *J. Org. Chem.* **2000**, *65*, 4261. For reviews of [3 + 4]-cycloadditions see Mann, J. *Tetrahedron* **1986**, *42*, 4611; Hoffmann, H.M.R. *Angew. Chem. Int. Ed.* **1984**, *23*, 1; **1973**, *12*, 819; Noyori, R. *Acc. Chem. Res.* **1979**, *12*, 61.

be expected to follow the same rules as the Diels–Alder reaction²⁴³³). Chiral cations have been used in [4 + 3]-cycloadditions.²⁴³⁴

As we saw in **15-60**, the Woodward–Hoffmann rules allow suprafacial concerted cycloadditions to take place thermally if the total number of electrons is $4n+2$ and photochemically if the number is $4n$. Furthermore, forbidden reactions become allowed if one molecule reacts antarafacially. It would thus seem that syntheses of many large rings could easily be achieved. However, when the newly formed ring is eight-membered or greater, concerted mechanisms, although allowed by orbital symmetry for the cases stated, become difficult to achieve because of the entropy factor (the two ends of one system must simultaneously encounter the two ends of the other), unless one or both components are cyclic, in which case the molecule has many fewer possible conformations. There have been a number of reports of cycloaddition reactions leading to eight-membered and larger rings, some thermally and some photochemically induced, but (apart from the dimerization and trimerization of butadienes mentioned above, which are known not to involve direct [4 + 4]- or [4 + 4 + 4]-cycloaddition) in most cases evidence is lacking to indicate whether they are concerted or stepwise processes. Some examples are



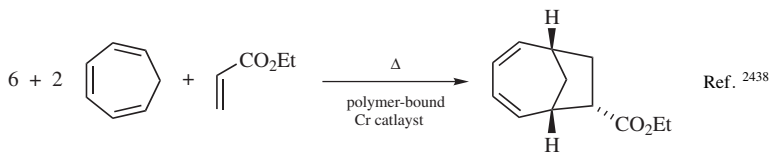
²⁴³³Garst, M.E.; Roberts, V.A.; Houk, K.N.; Rondan, N.G. *J. Am. Chem. Soc.* **1984**, *106*, 3882.

²⁴³⁴Harmata, M.; Jones, D.E.; Kahraman, M.; Sharma, U.; Barnes, C.L. *Tetrahedron Lett.* **1999**, *40*, 1831.

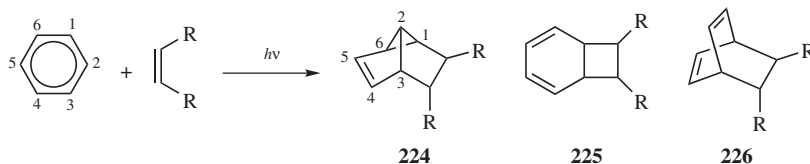
²⁴³⁵Wender, P.A.; Glorius, F.; Husfeld, C.O.; Langkopf, E.; Love, J.A. *J. Am. Chem. Soc.* **1999**, *121*, 5348. For another example, see Trost, B.M.; Toste, F.D.; Shen, H. *J. Am. Chem. Soc.* **2000**, *122*, 2379. See also, Wender, P.A.; Gamber, G.G.; Scanio, M.J.C. *Angew. Chem. Int. Ed.* **2001**, *40*, 3895; Wender, P.A.; Pedersen, T.M.; Scanio, M.J.C. *J. Am. Chem. Soc.* **2002**, *124*, 15154; Wender, P.A.; Love, J.A.; Williams, T.J. *Synlett* **2003**, 1295.

²⁴³⁶Shönberg, A. *Preparative Organic Photochemistry*, Springer, NY, **1968**, pp. 97–99. For other examples see Sieburth, S.Mc.N.; McGee, Jr., K.F.; Al-Tel, T.H. *Tetrahedron Lett.* **1999**, *40*, 4007; Sieburth, S.Mc.N.; Lin, C.H.; Rucando, D. *J. Org. Chem.* **1999**, *64*, 950, 954; Zhu, M.; Qiu, Z.; Hiel, G.P.; Sieburth, S.Mc.N. *J. Org. Chem.* **2002**, *67*, 3487.

²⁴³⁷Farrant, G.C.; Feldmann, R. *Tetrahedron Lett.* **1970**, 4979.



Benzene rings can undergo photochemical cycloaddition with alkenes.²⁴³⁹ The major product is usually the 1,3-addition product **224** (in which a three-membered ring has also been formed), although some of the 1,2 product **225**



(**15-63**) is sometimes formed as well. (**225** is usually the main product where the alkene bears electron-withdrawing groups and the aromatic compound electron-donating groups, or vice versa.) The 1,4 product **226** is rarely formed. The reaction has also been run with benzenes substituted with alkyl, halo, OR, CN, and other groups, and with acyclic and cyclic alkenes bearing various groups.²⁴⁴⁰

A [2 + 2 + 2]-cycloaddition reaction is also known, facilitated by Ni(cod)₂²⁴⁴¹ or a cobalt catalyst.²⁴⁴² [2 + 2 + 1]-Cycloaddition is known.²⁴⁴³ A cobalt catalyst is used for a [4 + 2 + 2]-cycloaddition of 1,3-butadiene and bicyclo[2.2.2]octa-2,5-diene.²⁴⁴⁴ Eight-membered rings are products by a rhodium catalyzed [4 + 2 + 2]-cycloaddition.²⁴⁴⁵ Chromium catalysts are available for [6 + 4]-cycloadditions.²⁴⁴⁶

OS VI, 512; VII, 485; X, 1, 336.

²⁴³⁸Rigby, J.H.; Kondratenko, M.A.; Fiedler, C. *Org. Lett.* **2000**, *2*, 3917; Rigby, J.H.; Mann, L.W.; Myers, B.J. *Tetrahedron Lett.* **2001**, *42*, 8773. See Rigby, J.H.; Ateeq, H.S.; Charles, N.R.; Henshilwood, J.A.; Short, K.M.; Sugathapala, P.M. *Tetrahedron* **1993**, *49*, 5495.

²⁴³⁹For reviews, see Wender, P.A.; Ternansky, R.; deLong, M.; Singh, S.; Olivero, A.; Rice, K. *Pure Appl. Chem.* **1990**, *62*, 1597; Gilbert, A., in Horspool, W.M. *Synthetic Organic Photochemistry*, Plenum, NY, **1984**, pp. 1–60. For a review of this and related reactions, see McCullough, J.J. *Chem. Rev.* **1987**, *87*, 811.

²⁴⁴⁰See the table, in Wender, P.A.; Siggel, L.; Nuss, J.M. *Org. Photochem.* **1989**, *10*, 357, pp. 384–415.

²⁴⁴¹Lautens, M.; Edwards, L.G.; Tam, W.; Lough, A.J. *J. Am. Chem. Soc.* **1995**, *117*, 10276; Louie, J.; Gibby, J.E.; Farnsworth, M.V.; Tekavec, T.N. *J. Am. Chem. Soc.* **2002**, *124*, 15188.

²⁴⁴²Slowinski, F.; Aubert, C.; Malacria, M. *Tetrahedron Lett.* **1999**, *40*, 5849.

²⁴⁴³Knölker, H.-J.; Braier, A.; Bröcher, D.J.; Jones, P.G.; Piotrowski, H. *Tetrahedron Lett.* **1999**, *40*, 8075; Chatani, N.; Tobisu, M.; Asaumi, T.; Fukumoto, Y.; Murai, S. *J. Am. Chem. Soc.* **1999**, *121*, 7160.

²⁴⁴⁴Kiattansakul, R.; Snyder, J.K. *Tetrahedron Lett.* **1999**, *40*, 1079.

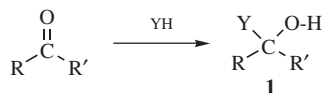
²⁴⁴⁵Gilbertson, S. R.; DeBoef, B.J. *Am. Chem. Soc.* **2002**, *124*, 8784.

²⁴⁴⁶Kündig, E.P.; Robvieux, F.; Kondratenko, M. *Synthesis* **2002**, 2053.

Addition to Carbon–Hetero Multiple Bonds

MECHANISM AND REACTIVITY

The reactions considered in this chapter involve addition to the carbon–oxygen, carbon–nitrogen, and carbon–sulfur double bonds, and the carbon–nitrogen triple bond. The mechanistic study of these reactions is much simpler than that of the additions to carbon–carbon multiple bonds considered in Chapter 15.¹ Most of the questions that concerned us there either do not arise here or can be answered very simply. Since C=O, C=N, and C≡N bonds are strongly polar, with the carbon always the positive end (except for isocyanides, see p. 1466), there is never any doubt about the *orientation* of unsymmetrical addition to these bonds. Nucleophilic attacking species always go to the carbon and electrophilic species to the oxygen or nitrogen. Additions to C=S bonds are much less common,² but in these cases the addition can be in the other direction.³ For example, thiobenzophenone (Ph₂C=S), when treated with phenyllithium gives, after hydrolysis, benzhydryl phenyl sulfide (Ph₂CHSPh).⁴



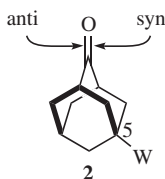
¹For a discussion, see Jencks, W.P. *Prog. Phys. Org. Chem.* **1964**, *2*, 63.

²For reviews of thioketones and other compounds with C=S bonds, see Schaumann, E., in Patai, S. *Supplement A: The Chemistry of Double-Bonded Functional Groups*, Vol. 2, pt. 2, Wiley, NY, **1989**, pp. 1269–1367; Ohno, A. in Oae, S. *Organic Chemistry of Sulfur*, Plenum, NY, **1977**, pp. 189–229; Mayer, R., in Janssen, M.J. *Organosulfur Chemistry*, Wiley, NY, **1967**, pp. 219–240; Campaigne, E., in Patai, S. *The Chemistry of the Carbonyl Group*, pt. 1, Wiley, NY, **1966**, pp. 917–959.

³For a review of additions of organometallic compounds to C=S bonds, both to the sulfur (*thiophilic addition*) and to the carbon (*carbophilic addition*), see Wardell, J.L.; Paterson, E.S., in Hartley, F.P.; Patai, S. *The Chemistry of the Metal-Carbon Bond*, Vol. 2, Wiley, NY, **1985**, pp. 219–338, 261–267.

⁴Beak, P.; Worley, J.W. *J. Am. Chem. Soc.* **1972**, *94*, 597. For some other examples, see Schaumann, E.; Walter, W. *Chem. Ber.* **1974**, *107*, 3562; Metzner, P.; Vialle, J.; Vibet, A. *Tetrahedron* **1978**, *34*, 2289.

In addition of YH to a ketone to give **1** the product has a stereogenic carbon, but unless there is chirality in R or R' or YH is optically active, the product must be a racemic mixture because there is no facial bias about the carbonyl. The same holds true for C=N and C=S bonds, since in none of these cases can chirality be present at the heteroatom. The stereochemistry of addition of a single YH to the carbon–nitrogen triple bond could be investigated, since the product can exist in (*E*) and (*Z*) forms (p. 183), but these reactions generally give imine products that undergo further reaction. Of course, if R or R' is chiral, a racemic mixture will not always arise and the stereochemistry of addition can be studied in such cases. Cram's rule (p. 168) allows us to predict the direction of attack of Y in many cases.⁵ However, even in this type of study, the relative directions of attack of Y and H are not determined, but only the direction of attack of Y with respect to the rest of the substrate molecule.



On p. 1023, it was mentioned that electronic effects can play a part in determining which face of a carbon–carbon double bond is attacked. The same applies to additions to carbonyl groups. For example, in 5-substituted adamantanones (**2**) electron-withdrawing (*-I*) groups W cause the attack to come from the syn face, while electron-donating groups cause it to come from the anti face.⁶ In 5,6-disubstituted norborn-2-en-7-one systems, the carbonyl appears to tilt away from the π -bond, with reduction occurring from the more hindered face.⁷ An *ab initio* study of nucleophilic addition to 4-*tert*-butylcyclohexanones attempted to predict π -facial selectivity in that system.⁸

The mechanistic picture is further simplified by the fact that free-radical additions to carbon–heteroatom double bonds are not as prevalent.⁹ In most cases, it

⁵For a discussion of such rules, see Eliel, E.L. *The Stereochemistry of Carbon Compounds*, McGraw-Hill, NY, **1962**, pp. 68–74. For reviews of the stereochemistry of addition to carbonyl compounds, see Bartlett, P.A. *Tetrahedron* **1980**, *36*, 2, 22; Ashby, E.C.; Laemmle, J.T. *Chem. Rev.* **1975**, *75*, 521; Goller, E.J. *J. Chem. Educ.* **1974**, *51*, 182; Toromanoff, E. *Top. Stereochem.* **1967**, *2*, 157.

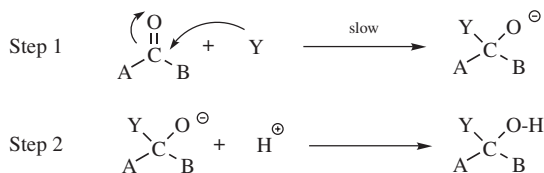
⁶Cheung, C.K.; Tseng, L.T.; Lin, M.; Srivastava, S.; le Noble, W.J. *J. Am. Chem. Soc.* **1986**, *108*, 1598; Laube, T.; Stilz, H.U. *J. Am. Chem. Soc.* **1987**, *109*, 5876.

⁷Kumar, V.A.; Venkatesan, K.; Ganguly, B.; Chandrasekhar, J.; Khan, F.A.; Mehta, G. *Tetrahedron Lett.* **1992**, *33*, 3069.

⁸Yadav, V.K.; Jeyaraj, D.A. *J. Org. Chem.* **1998**, *63*, 3474. For a discussion of models, see Priyakumar, U.D.; Sastry, G.N.; Mehta, G. *Tetrahedron* **2004**, *60*, 3465.

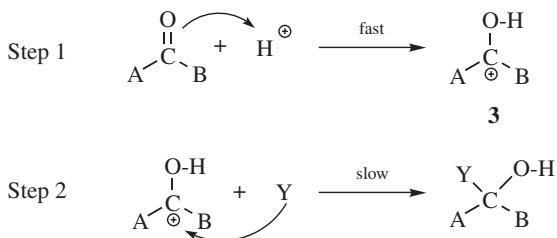
⁹An example is found in **16-31**. For other examples, see Kaplan, L. *J. Am. Chem. Soc.* **1966**, *88*, 1833; Drew, R.M.; Kerr, J.A. *Int. J. Chem. Kinet.* **1983**, *15*, 281; Fraser-Reid, B.; Vite, G.D.; Yeung, B.A.; Tsang, R. *Tetrahedron Lett.* **1988**, *29*, 1645; Beckwith, A.L.J.; Hay, B.P. *J. Am. Chem. Soc.* **1989**, *111*, 2674; Clerici, A.; Porta, O. *J. Org. Chem.* **1989**, *54*, 3872; Cossy, J.; Pete, J.P.; Portella, C. *Tetrahedron Lett.* **1989**, *30*, 7361.

is the nucleophile that forms the first new bond to carbon, and these reactions are regarded as *nucleophilic additions*, which can be represented thus (for the C=O bond, analogously for the others):



The electrophile shown in step 2 is the proton. In almost all the reactions considered in this chapter, the electrophilic atom is either hydrogen or carbon. Note that step 1 is exactly the same as step 1 of the tetrahedral mechanism of nucleophilic substitution at a carbonyl carbon (p. 1255), but carbon groups (A, B = H, alkyl aryl, etc.) are poor leaving groups so that substitution does not compete with addition. For carboxylic acids and their derivatives (B = OH, OR, NH₂, etc.) much better leaving groups are available and acyl substitution predominates (p. 1254). It is thus the nature of A and B that determines whether a nucleophilic attack at a carbon–heteroatom multiple bond will lead to substitution or addition.

It is also possible for the heteroatom (oxygen in a carbonyl) to react as a base, attacking the electrophilic species. This species is most often a proton and the mechanism is

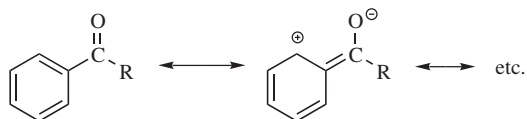


Whether the nucleophile attacks the carbon or the heteroatom attacks the electrophilic species, the rate-determining step is usually the one involving nucleophilic attack. It may be observed that many of these reactions can be catalyzed by both acids and bases.¹⁰ Bases catalyze the reaction by converting a reagent of the form YH to the more powerful nucleophile Y[−] (see p. 490). Acids catalyze it by converting the substrate to an heteroatom-stabilized cation (formation of **3**), thus making it more attractive to nucleophilic attack. Similar catalysis can also be found with metallic ions (e.g., Ag⁺) which act here as Lewis acids.¹¹ We have mentioned before (p. 242) that ions of type **3** are comparatively stable carbocations because the positive charge is spread by resonance.

¹⁰For a discussion of acid and base catalysis in these reactions, see Jencks, W.P.; Gilbert, H.F. *Pure Appl. Chem.* **1977**, *49*, 1021.

¹¹Toromanoff, E. *Bull. Soc. Chim. Fr.* **1962**, 1190.

Reactivity factors in additions to carbon–heteroatom multiple bonds are similar to those for the tetrahedral mechanism of nucleophilic substitution.¹² If A and/or B are electron-donating groups, rates are decreased. Electron-attracting substituents increase rates. This means that aldehydes are more reactive than ketones. Aryl groups are somewhat deactivating compared to alkyl, because of resonance that stabilizes the substrate molecule, but is lost on going to the intermediate:



Double bonds in conjugation with the carbon–heteroatom multiple bond also lower addition rates, for similar reasons but, more important, may provide competition from 1,4-addition (p. 1008). Steric factors are also quite important and contribute to the decreased reactivity of ketones compared with aldehydes. Highly hindered ketones like hexamethylacetone and dioneopentyl ketone either do not undergo many of these reactions or require extreme conditions.

Nucleophilic Substitution at an Aliphatic Trigonal Carbon: The Tetrahedral Mechanism

All the mechanisms so far discussed take place at a saturated carbon atom. Nucleophilic substitution is also important at trigonal carbons, especially when the carbon is double bonded to an oxygen, a sulfur, or a nitrogen. Substitution at a carbonyl group (or the corresponding nitrogen and sulfur analogs) most often proceeds by a second-order mechanism, which in this book is called the *tetrahedral*¹³ *mechanism*.¹⁴ The IUPAC designation is $A_N + D_N$. The S_N1 mechanisms, involving carbocations, are sometimes found with these substrates, especially with essentially ionic substrates such as $RCO^+ BF_4^-$; there is evidence that in certain cases simple S_N2 mechanisms can take place, especially with a very good leaving group such as Cl^- .¹⁵

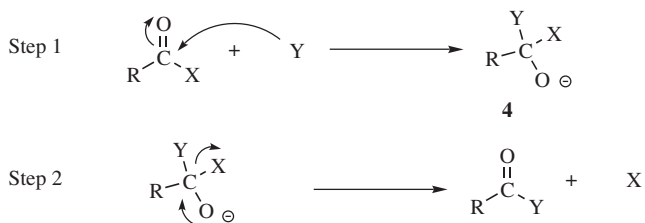
¹²For a review of the reactivity of nitriles, see Schaefer, F.C., in Rappoport, Z. *The Chemistry of the Cyano Group*, Wiley, NY, **1970**, pp. 239–305.

¹³This mechanism has also been called the “addition-elimination mechanism,” but in this book we limit this term to the type of mechanism shown on p. \$\$\$.

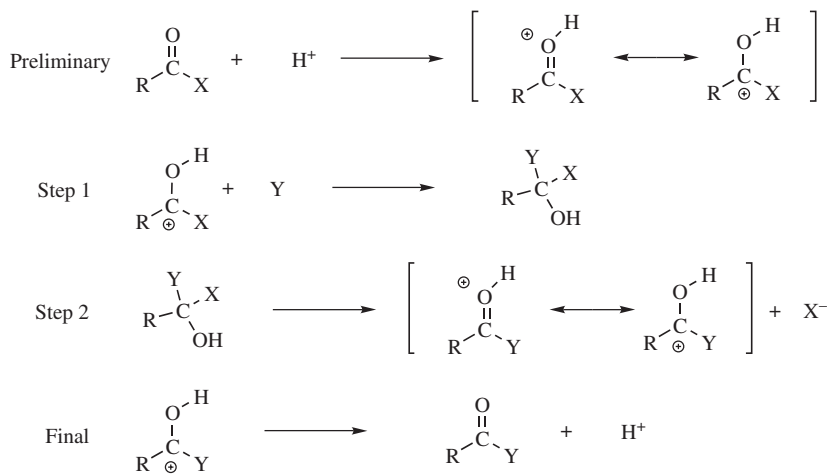
¹⁴For reviews of this mechanism, see Talbot, R.J.E., in Bamford, C.H.; Tipper, C.F.H. *Comprehensive Chemical Kinetics*, Vol. 10, Elsevier, NY, **1972**, pp. 209–223; Jencks, W.P. *Catalysis in Chemistry and Enzymology*, McGraw-Hill, NY, **1969**, pp. 463–554; Satchell, D.P.N.; Satchell, R.S., in Patai, S. *The Chemistry of Carboxylic Acids and Esters*, Wiley, NY, **1969**, pp. 375–452; Johnson, S.L. *Adv. Phys. Org. Chem.* **1967**, *5*, 237.

¹⁵For a review, see Williams, A. *Acc. Chem. Res.* **1989**, *22*, 387. For examples, see Kevill, D.N.; Foss, F.D. *J. Am. Chem. Soc.* **1969**, *91*, 5054; Haberfield, P.; Trattner, R.B. *Chem. Commun.* **1971**, 1481; De Tar, D.F. *J. Am. Chem. Soc.* **1982**, *104*, 7205; Shpan’ko, I.V.; Goncharov, A.N. *J. Org. Chem. USSR* **1987**, *23*, 2287; Guthrie, J.P.; Pike, D.C. *Can. J. Chem.* **1987**, *65*, 1951; Kevill, D.N.; Kim, C. *Bull. Soc. Chim. Fr.* **1988**, 383; *J. Chem. Soc. Perkin Trans. 2* **1988**, 1353; Bentley, T.W.; Koo, I.S. *J. Chem. Soc. Perkin Trans. 2* **1989**, 1385. See, however, Buncel, E.; Um, I.H.; Hoz, S. *J. Am. Chem. Soc.* **1989**, *111*, 971.

and an SET mechanism has also been reported.¹⁶ However, the tetrahedral mechanism is by far the most prevalent. Although this mechanism displays second-order kinetics, it is not the same as the S_N2 mechanism previously discussed. In the tetrahedral mechanism, first Y attacks to give an intermediate containing both X and Y (**4**), and then X leaves. This sequence, impossible at a saturated carbon, is possible at an unsaturated one because the central carbon can release a pair of electrons to the oxygen and so preserve its octet:



When reactions are carried out in acid solution, there may also be a preliminary and a final step:



The hydrogen ion is a catalyst. The reaction rate is increased because it is easier for the nucleophile to attack the carbon when the electron density of the latter has been decreased.¹⁷

Evidence for the existence of the tetrahedral mechanism is as follows:¹⁸

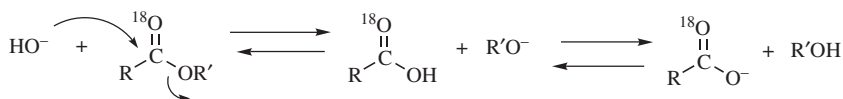
1. The kinetics are first order each in the substrate and in the nucleophile, as predicted by the mechanism.

¹⁶Bacaloglu, R.; Blaskó, A.; Bunton, C.A.; Ortega, F. *J. Am. Chem. Soc.* **1990**, *112*, 9336.

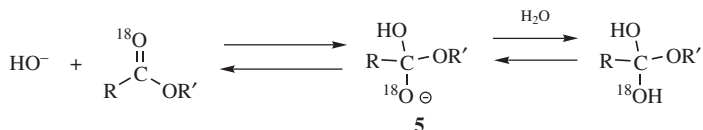
¹⁷For discussions of general acid and base catalysis of reactions at a carbonyl group, see Jencks, W.P. *Acc. Chem. Res.* **1976**, *9*, 425; *Chem. Rev.* **1972**, *72*, 705.

¹⁸For additional evidence, see Guthrie, J.P. *J. Am. Chem. Soc.* **1978**, *100*, 5892; Kluger, R.; Chin, J. *J. Am. Chem. Soc.* **1978**, *100*, 7382; O'Leary, M.H.; Marlier, J.F. *J. Am. Chem. Soc.* **1979**, *101*, 3300.

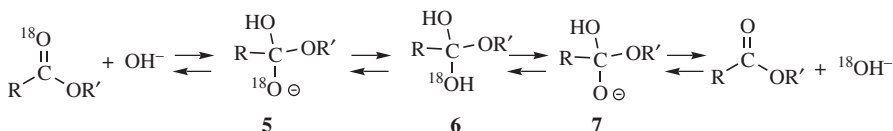
2. There is other kinetic evidence in accord with a tetrahedral intermediate. For example, the rate "constant" for the reaction between acetamide and hydroxylamine is not constant, but decreases with increasing hydroxylamine concentration.¹⁹ This is not a smooth decrease; there is a break in the curve. A straight line is followed at low hydroxylamine concentration and another straight line at high concentration. This means that the identity of the rate-determining step is changing. Obviously, this cannot happen if there is only one step: there must be two steps, and hence an intermediate. Similar kinetic behavior has been found in other cases as well,²⁰ in particular, plots of rate against pH are often bell shaped.
3. Basic hydrolysis has been carried out on carboxylic esters labeled with ¹⁸O in the carbonyl group.²¹ If this reaction proceeded by the normal S_N2 mechanism, all the ¹⁸O would remain in the carbonyl group, even if, in an equilibrium process, some of the carboxylic acid formed went back to the starting material:



On the other hand, if the tetrahedral mechanism operates



then the intermediate **5**, by gaining a proton, becomes converted to the symmetrical intermediate **6**. In this intermediate the OH groups are equivalent, and (except for the small ¹⁸O/¹⁶O isotope effect) either one can lose a proton with equal facility:



The intermediates **5** and **7** can now lose OR' to give the acid (not shown in the equations given), or they can lose OH to regenerate the carboxylic ester. If **5** goes back to ester, the ester will still be labeled, but if **7** reverts to ester, the

¹⁹Jencks, W.P.; Gilchrist, M. *J. Am. Chem. Soc.* **1964**, *86*, 5616.

²⁰Hand, E.S.; Jencks, W.P. *J. Am. Chem. Soc.* **1962**, *84*, 3505; Johnson, S.L. *J. Am. Chem. Soc.* **1964**, *86*, 3819; Fedor, L.R.; Bruice, T.C. *J. Am. Chem. Soc.* **1964**, *86*, 5697; **1965**, *87*, 4138; Kevill, D.N.; Johnson, S.L. *J. Am. Chem. Soc.* **1965**, *87*, 928; Leinhard, G.E.; Jencks, W.P. *J. Am. Chem. Soc.* **1965**, *87*, 3855; Schowen, R.L.; Jayaraman, H.; Kershner, L.D. *J. Am. Chem. Soc.* **1966**, *88*, 3373.

²¹Bender, M.L. *J. Am. Chem. Soc.* **1951**, *73*, 1626; Bender, M.L.; Thomas, R.J. *J. Am. Chem. Soc.* **1961**, *83*, 4183, 4189.

^{18}O will be lost. A test of the two possible mechanisms is to stop the reaction before completion and to analyze the recovered ester for ^{18}O . This is just what was done by Bender, who found that in alkaline hydrolysis of methyl, ethyl, and isopropyl benzoates, the esters had lost ^{18}O . A similar experiment carried out for acid-catalyzed hydrolysis of ethyl benzoate showed that here too the ester lost ^{18}O . However, alkaline hydrolysis of substituted benzyl benzoates showed *no* ^{18}O loss.²² This result does not necessarily mean that no tetrahedral intermediate is involved in this case. If **5** and **7** do not revert to ester, but go entirely to acid, no ^{18}O loss will be found even with a tetrahedral intermediate. In the case of benzyl benzoates, this may very well be happening, because formation of the acid relieves steric strain. Another possibility is that **5** loses OR' before it can become protonated to **6**.²³ Even the experiments that *do* show ^{18}O loss do not *prove* the existence of the tetrahedral intermediate, since it is possible that ^{18}O is lost by some independent process not leading to ester hydrolysis. To deal with this possibility, Bender and Heck²⁴ measured the rate of ^{18}O loss in the hydrolysis of ethyl trifluoroacetate- ^{18}O :



This reaction had previously been shown²⁵ to involve an intermediate by the kinetic methods mentioned on p. 1256. Bender and Heck showed that the rate of ^{18}O loss and the value of the partitioning ratio k_2/k_3 as determined by the oxygen exchange technique were exactly in accord with these values as previously determined by kinetic methods. Thus the original ^{18}O -exchange measurements showed that there is a tetrahedral species present, though not necessarily on the reaction path, while the kinetic experiments showed that there is some intermediate present, though not necessarily tetrahedral. Bender and Heck's results demonstrate that there is a tetrahedral intermediate and that it lies on the reaction pathway.

4. In some cases, tetrahedral intermediates have been isolated²⁶ or detected spectrally.²⁷

²²Bender, M.L.; Matsui, H.; Thomas, R.J.; Tobey, S.W. *J. Am. Chem. Soc.* **1961**, *83*, 4193. See also, Shain, S.A.; Kirsch, J.F. *J. Am. Chem. Soc.* **1968**, *90*, 5848.

²³For evidence for this possibility, see McClelland, R.A. *J. Am. Chem. Soc.* **1984**, *106*, 7579.

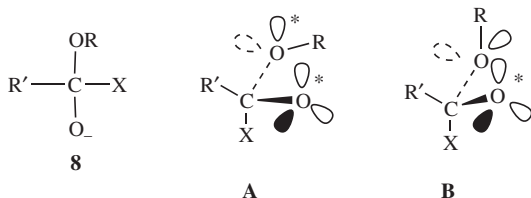
²⁴Bender, M.L.; Heck, H. d'A. *J. Am. Chem. Soc.* **1967**, *89*, 1211.

²⁵Fedor, L.R.; Bruice, T.C. *J. Am. Chem. Soc.* **1965**, *87*, 4138.

²⁶Rogers, G.A.; Bruice, T.C. *J. Am. Chem. Soc.* **1974**, *96*, 2481; Khouri, F.F.; Kaloustian, M.K. *J. Am. Chem. Soc.* **1986**, *108*, 6683.

²⁷For reviews, see Capon, B.; Dosunmu, M.I.; Sanchez, M. de N de M. *Adv. Phys. Org. Chem.* **1985**, *21*, 37; McClelland, R.A.; Santry, L.J. *Acc. Chem. Res.* **1983**, *16*, 394; Capon, B.; Ghosh, A.K.; Grieve, D.M.A. *Acc. Chem. Res.* **1981**, *14*, 306. See also, Lobo, A.M.; Marques, M.M.; Prabhakar, S.; Rzepa, H.S. *J. Chem. Soc., Chem. Commun.* **1985**, 1113; van der Wel, H.; Nibbering, N.M.M. *Recl. Trav. Chim. Pays-Bas* **1988**, *107*, 479, 491.

Several studies have been made of the directionality of approach by the nucleophile.²⁸ Menger has proposed for reactions in general, and specifically for those that proceed by the tetrahedral mechanism, that there is no single definable preferred transition state, but rather a "cone" of trajectories. All approaches within this cone lead to reaction at comparable rates; it is only when the approach comes outside of the cone that the rate falls.



Directionality has also been studied for the second step. Once the tetrahedral intermediate (**4**) is formed, it loses Y (giving the product) or X (reverting to the starting compound). Deslongchamps has proposed that one of the factors affecting this choice is the conformation of the intermediate; more specifically, the positions of the lone pairs. In this view, a leaving group X or Y can depart only if the other two atoms on the carbon both have an orbital antiperiplanar to the C-X or C-Y bond. For example, consider an intermediate **8** formed by attack of ⁻OR on a substrate R'COX. Cleavage of the C-X bond with loss of X can take place from conformation **A**, because the two lone-pair orbitals marked * are antiperiplanar to the C-X bond, but not from **B** because only the O⁻ has such an orbital. If the intermediate is in conformation **B**, the OR may leave (if X has a lone-pair orbital in the proper position) rather than X. This factor is called *stereoelectronic control*.²⁹ Of course, there is free rotation in acyclic intermediates, and many conformations are possible, but some are preferred, and cleavage reactions may take place faster than rotation, so stereoelectronic control can be a factor in some situations. Much evidence has been presented for this concept.³⁰ More generally, the term *stereoelectronic effects* refers to any case in which orbital

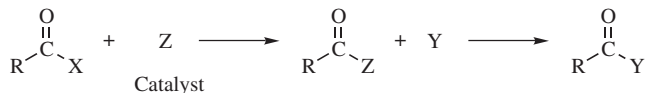
²⁸For discussions, see Menger, F.M. *Tetrahedron* **1983**, *39*, 1013; Liotta, C.L.; Burgess, E.M.; Eberhardt, W.H. *J. Am. Chem. Soc.* **1984**, *106*, 4849.

²⁹It has also been called the "antiperiplanar lone pair hypothesis (ALPH)." For a reinterpretation of this factor in terms of the principle of least nuclear motion (see **15-10**), see Hosie, L.; Marshall, P.J.; Sinnott, M.L. *J. Chem. Soc. Perkin Trans. 2* **1984**, 1121; Sinnott, M.L. *Adv. Phys. Org. Chem.* **1988**, *24*, 113.

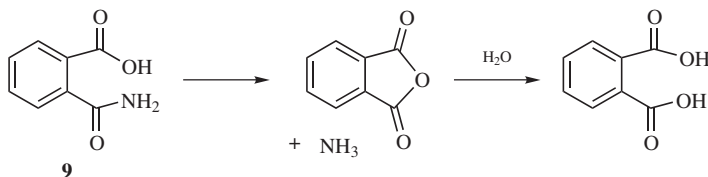
³⁰For monographs, see Kirby, A.J. *The Anomeric Effect and Related Stereoelectronic Effects at Oxygen*, Springer, NY, **1983**; Deslongchamps, P. *Stereoelectronic Effects in Organic Chemistry*, Pergamon, NY, **1983**. For lengthy treatments, see Sinnott, M.L. *Adv. Phys. Org. Chem.* **1988**, *24*, 113; Gorenstein, D.G. *Chem. Rev.* **1987**, *87*, 1047; Deslongchamps, P. *Heterocycles* **1977**, *7*, 1271; *Tetrahedron* **1975**, *31*, 2463. For additional evidence, see Perrin, C.L.; Arrhenius, G.M.L. *J. Am. Chem. Soc.* **1982**, *104*, 2839; Briggs, A.J.; Evans, C.M.; Glenn, R.; Kirby, A.J. *J. Chem. Soc. Perkin Trans. 2* **1983**, 1637; Ndibwami, A.; Deslongchamps, P. *Can. J. Chem.* **1986**, *64*, 1788; Hegarty, A.F.; Mullane, M. *J. Chem. Soc. Perkin Trans. 2* **1986**, 995. For evidence against the theory, see Perrin, C.L.; Nuñez, O. *J. Am. Chem. Soc.* **1986**, *108*, 5997; **1987**, *109*, 522.

position requirements affect the course of a reaction. The backside attack in the S_N2 mechanism is an example of a stereoelectronic effect.

Some nucleophilic substitutions at a carbonyl carbon are *catalyzed* by nucleophiles.³¹ There occur, in effect, two tetrahedral mechanisms:



(For an example, see 16-58). When this happens internally, we have an example of a neighboring-group mechanism at a carbonyl carbon.³² For example, the hydrolysis of phthalamic acid (**9**) takes place as follows:



Evidence comes from comparative rate studies.³³ Thus **9** was hydrolyzed $\sim 10^5$ times faster than benzamide (PhCONH_2) at about the same concentration of hydrogen ions. That this enhancement of rate was not caused by the resonance or field effects of COOH (an electron-withdrawing group) was shown by the fact both *o*-nitrobenzamide and terephthalamic acid (the para isomer of **9**) were hydrolyzed more slowly than benzamide. Many other examples of neighboring-group participation at a carbonyl carbon have been reported.³⁴ It is likely that nucleophilic catalysis is involved in enzyme catalysis of ester hydrolysis.

The attack of a nucleophile on a carbonyl group can result in substitution or addition, though the first step of each mechanism is the same. The main factor that determines the product is the identity of the group X in RCOX . When X is alkyl or hydrogen, addition usually takes place. When X is halogen, OH, OCOR, NH_2 , and so on, the usual reaction is substitution.

In both the S_N1 and S_N2 mechanisms, the leaving group departs during the rate-determining step and so directly affects the rate. In the tetrahedral mechanism at a carbonyl carbon, the bond between the substrate and leaving group is still intact during the slow step. Nevertheless, the nature of the leaving group still affects the reactivity in two ways: (1) By altering the

³¹For reviews of nucleophilic catalysis, see Bender, M.L. *Mechanisms of Homogeneous Catalysis from Protons to Proteins*, Wiley, NY, 1971, pp. 147–179; Jencks, W.P. *Catalysis in Chemistry and Enzymology*, McGraw-Hill, NY, 1969, pp. 67–77; Johnson, S.L. *Adv. Phys. Org. Chem.* 1967, 5, p. 271. For a review where Z = a tertiary amine (the most common case), see Cherkasova, E.M.; Bogatkov, S.V.; Golovina, Z.P. *Russ. Chem. Rev.* 1977, 46, 246.

³²For reviews, see Kirby, A.J.; Fersht, A.R. *Prog. Bioorg. Chem.* 1971, 1, 1; Capon, B. *Essays Chem.* 1972, 3, 127.

³³Bender, M.L.; Chow, Y.; Chloupek, F.J. *J. Am. Chem. Soc.* 1958, 80, 5380.

³⁴For examples, see Bruice, T.C.; Pandit, U.K. *J. Am. Chem. Soc.* 1960, 82, 5858; Kluger, R.; Lam, C. *J. Am. Chem. Soc.* 1978, 100, 2191; Page, M.I.; Render, D.; Bernáth, G. *J. Chem. Soc. Perkin Trans. 2* 1986, 867.

TABLE 16.1. The More Important Synthetic Reactions that Take Place by the Tetrahedral Mechanism^a

Reaction Number	Reaction
16-57	$\text{RCOX} + \text{H}_2\text{O} \longrightarrow \text{RCOOH}$
16-58	$\text{RCOOCOR}' + \text{H}_2\text{O} \longrightarrow \text{RCOOH} + \text{R}'\text{COOH}$
16-59	$\text{RCO}_2\text{R}' + \text{H}_2\text{O} \longrightarrow \text{RCOOH} + \text{R}'\text{OH}$
16-59	$\text{RCONR}'_2 + \text{H}_2\text{O} \longrightarrow \text{RCOOH} + \text{R}_2\text{NH}$ (R' = H, alkyl, aryl)
16-61	$\text{RCOX} + \text{R}'\text{OH} \longrightarrow \text{RCO}_2\text{R}'$
16-62	$\text{RCOOCOR} + \text{R}'\text{OH} \longrightarrow \text{RCO}_2\text{R}'$
16-63	$\text{RCOOH} + \text{R}'\text{OH} \longrightarrow \text{RCO}_2\text{R}'$
16-64	$\text{RCO}_2\text{R}' + \text{R}''\text{OH} \longrightarrow \text{RCO}_2\text{R}'' + \text{R}'\text{OH}$
16-66	$\text{RCOX} + \text{R}'\text{COO}^- \longrightarrow \text{RCOOCOR}'$
10-21	$\text{RCOX} + \text{H}_2\text{O}_2 \longrightarrow \text{RCO}_3\text{H}$
16-69	$\text{RCOX} + \text{R}'\text{SH} \longrightarrow \text{RCOSR}'$
16-72	$\text{RCOX} + \text{NHR}'_2 \longrightarrow \text{RCONR}'_2$ (R' = H, alkyl, aryl)
16-73	$\text{RCOOCOR} + \text{NHR}'_2 \longrightarrow \text{RCONR}'_2$ (R' = H, alkyl, aryl)
16-74	$\text{RCOOH} + \text{NHR}'_2 \xrightarrow{\text{coupling agent}} \text{RCONR}'_2$ (R' = H, alkyl, aryl)
16-75	$\text{RCO}_2\text{R}' + \text{NHR}^2 \longrightarrow \text{RCONR}^2$ (R ² = H, alkyl, aryl)
16-79	$\text{RCOOH} + \text{SOCl}_2 \longrightarrow \text{RCOCl}$
19-39	$\text{RCOX} + \text{LiAlH}(\text{O}-t\text{-Bu})_3 \longrightarrow \text{RCHO}$
19-41	$\text{RCONR}'_2 + \text{LiAlH}_4 \longrightarrow \text{RCHO}$
16-81	$\text{RCOX} + \text{R}_2\text{CuLi} \longrightarrow \text{RCOR}'$
16-85	$2\text{RCH}_2\text{CO}_2\text{R}' \longrightarrow \text{RCH}_2\text{COCHRCO}_2\text{R}'$

^aCatalysts are not shown.

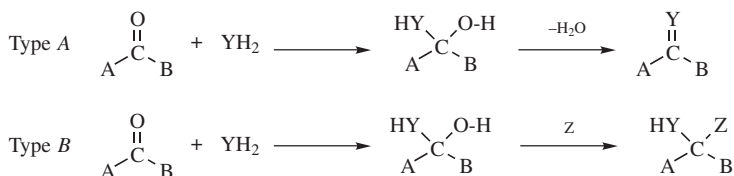
electron density at the carbonyl carbon, the rate of the reaction is affected. The greater the electron-withdrawing character of X, the greater the partial positive charge on C and the more rapid the attack by a nucleophile. (2) The nature of the leaving group affects the *position of equilibrium*. In the intermediate **4** (p. 1255), there is competition between X and Y as to which group leaves. If X is a poorer leaving group than Y, then Y will preferentially leave and **4** will revert to the starting compounds. Thus there is a partitioning factor between **4** going on to product (loss of X) or back to starting compound (loss of Y). The sum of these two factors causes the sequence of reactivity to be $\text{RCOCl} > \text{RCOOCOR}' > \text{RCOOAr} > \text{RCOOR}' > \text{RCONH}_2 > \text{RCONR}'_2 > \text{RCOO}^-$.³⁵ Note that this order is approximately the order of decreasing stability of the leaving-group anion. If the leaving group is bulky, it may exert a steric effect and retard the rate for this reason.

For a list of some of the more important reactions that operate by the tetrahedral mechanism, see Table 16.1, which shows the main reactions that proceed by the tetrahedral mechanism.

³⁵RCOOH would belong in this sequence just after RCOOAr, but it fails to undergo many reactions for a special reason. Many nucleophiles, instead of attacking the C=O group, are basic enough to take a proton from the acid, converting it to the unreactive RCOO⁻.

REACTIONS

Many of the reactions in this chapter are simple additions to carbon–hetero multiple bonds, with the reaction ending when the two groups have been added. But in many other cases subsequent reactions take place. We will meet a number of such reactions, but most are of two types:



In type A, the initially formed adduct loses water (or, in the case of addition to C=NH, ammonia, etc.), and the net result of the reaction is the substitution of C=Y for C=O (or C=NH, etc.). In type B, there is a rapid substitution, and the OH (or NH₂, etc.) is replaced by another group Z, which is often another YH moiety. This substitution is in most cases nucleophilic, since Y usually has an unshared pair and S_N1 reactions occur very well on this type of compound (see p. 482), even when the leaving group is as poor as OH or NH₂. In this chapter, we will classify reactions according to what is initially adding to the carbon–hetero multiple bond, even if subsequent reactions take place so rapidly that it is not possible to isolate the initial adduct.

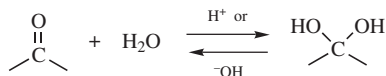
Most of the reactions considered in this chapter can be reversed. In many cases, we will consider the reverse reactions with the forward ones, in the same section. The reverse of some of the other reactions are considered in other chapters. In still other cases, one of the reactions in this chapter is the reverse of another (e.g., **16-2** and **16-13**). For reactions that are reversible, the principle of microscopic reversibility (p. 309) applies.

First, we will discuss reactions in which hydrogen or a metallic ion (or in one case phosphorus or sulfur) adds to the heteroatom and second reactions in which carbon adds to the heteroatom. Within each group, the reactions are classified by the nature of the nucleophile. Additions to isocyanides, which are different in character, follow. Acyl substitution reactions that proceed by the tetrahedral mechanism, which mostly involve derivatives of carboxylic acids, are treated at the end.

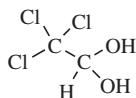
REACTIONS IN WHICH HYDROGEN OR A METALLIC ION ADDS TO THE HETEROATOM

A. Attack by OH (Addition of H₂O)

16-1 The Addition of Water to Aldehydes and Ketones: Formation of Hydrates

O-Hydro-C-hydroxy-addition

The adduct formed upon addition of water to an aldehyde or ketone is called a hydrate or *gem*-diol.³⁶ These compounds are usually stable only in water solution and decompose on distillation; that is, the equilibrium shifts back toward the carbonyl compound. The position of the equilibrium is greatly dependent on the structure of the hydrate. Thus, formaldehyde in water at 20°C exists 99.99% in the hydrated form, while for acetaldehyde this figure is 58%, and for acetone the hydrate concentration is negligible.³⁷ It has been found, by exchange with ¹⁸O, that the reaction with acetone is quite rapid when catalyzed by acid or base, but the equilibrium lies on the side of acetone and water.³⁸ Since methyl, a +I group, inhibits hydrate formation, it may be expected that electron-attracting groups would have the opposite effect, and this is indeed the case. The hydrate of chloral (trichloroacetaldehyde)³⁹ is a stable crystalline substance. In order for it to revert to chloral, ⁻OH or H₂O must leave; this is made difficult by the electron-withdrawing character of the Cl₃C group. Some other⁴⁰ polychlorinated and polyfluorinated



Chloral hydrate



Hydrate of cyclopropanone

aldehydes and ketones⁴¹ and α -keto aldehydes also form stable hydrates, as do cyclopropanones.⁴² In the last case,⁴³ formation of the hydrate relieves some of the *I* strain (p. 399) of the parent ketone.

³⁶For reviews, see Bell, R.P. *The Proton in Chemistry*, 2nd ed., Cornell University Press, Ithaca, NY, **1973**, pp. 183–187; *Adv. Phys. Org. Chem.* **1966**, *4*, 1; Le Hénaff, P. *Bull. Soc. Chim. Fr.* **1968**, 4687.

³⁷Bell, R.P.; Clunie, J.C. *Trans. Faraday Soc.* **1952**, *48*, 439. See also, Bell, R.P.; McDougall, A.O. *Trans. Faraday Soc.* **1960**, *56*, 1281.

³⁸Cohn, M.; Urey, H.C. *J. Am. Chem. Soc.* **1938**, *60*, 679.

³⁹For a review of chloral, see Luknitskii, F.I. *Chem. Rev.* **1975**, *75*, 259.

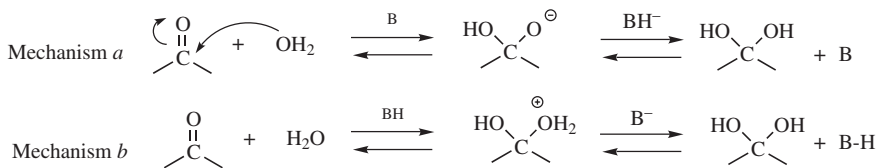
⁴⁰For a discussion, see Schulman, E.M.; Bonner, O.D.; Schulman, D.R.; Laskovics, F.M. *J. Am. Chem. Soc.* **1976**, *98*, 3793.

⁴¹For a review of addition to fluorinated ketones, see Gambaryan, N.P.; Rokhlin, E.M.; Zeifman, Yu.V.; Ching-Yun, C.; Knunyants, I.L. *Angew. Chem. Int. Ed.* **1966**, *5*, 947.

⁴²For other examples, see Krois, D.; Lehner, H. *Monatsh. Chem.* **1982**, *113*, 1019.

⁴³Turro, N.J.; Hammond, W.B. *J. Am. Chem. Soc.* **1967**, *89*, 1028; Schaafsma, S.E.; Steinberg, H.; de Boer, T.J. *Recl. Trav. Chim. Pays-Bas* **1967**, *86*, 651. For a review of cyclopropanone chemistry, see Wasserman, H.H.; Clark, G.M.; Turley, P.C. *Top. Curr. Chem.* **1974**, *47*, 73.

The reaction is subject to both general-acid and general-base catalysis; the following mechanisms can be written for basic (B) and acidic (BH) catalysis, respectively:⁴⁴



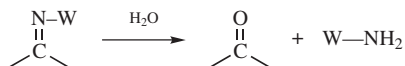
In mechanism *a*, as the H₂O attacks, the base pulls off a proton, and the net result is addition of ⁻OH. This can happen because the base is already hydrogen bonded to the H₂O molecule before the attack. In mechanism *b*, because HB is already hydrogen bonded to the oxygen of the carbonyl group, it gives up a proton to the oxygen as the water attacks. In this way, B and HB accelerate the reaction even beyond the extent that they form ⁻OH or H₃O⁺ by reaction with water. Reactions in which the catalyst donates a proton to the electrophilic reagent (in this case the aldehyde or ketone) in one direction and removes it in the other are called class e reactions. Reactions in which the catalyst does the same to the nucleophilic reagent are called class n reactions.⁴⁵ Thus the acid-catalyzed process here is a class e reaction, while the base catalyzed process is a class n reaction.

For the reaction between ketones and H₂O₂, see **17-37**.

There are no OS references, but see OS **VIII**, 597, for the reverse reaction.

16-2 Hydrolysis of the Carbon-Nitrogen Double Bond⁴⁶

Oxo-de-alkylimino-bisubstitution, and so on



Compounds containing carbon–nitrogen double bonds can be hydrolyzed to the corresponding aldehydes or ketones.⁴⁷ For imines (W = R or H) the hydrolysis is easy and can be carried out with water. When W = H, the imine is seldom stable enough for isolation, and in aqueous media hydrolysis usually occurs *in situ*, without isolation. The hydrolysis of Schiff bases (W = Ar) is more difficult and requires

⁴⁴Bell, R.P.; Rand, M.H.; Wynne-Jones, K.M.A. *Trans. Faraday Soc.* **1956**, 52, 1093; Pocker, Y. *Proc. Chem. Soc.* **1960**, 17; Sørensen, P.E.; Jencks, W.P. *J. Am. Chem. Soc.* **1987**, 109, 4675. For a comprehensive treatment, see Lowry, T.H.; Richardson, K.S. *Mechanism and Theory in Organic Chemistry*, 3rd ed., Harper and Row, NY, **1987**, pp. 662–680. For a theoretical treatment see Wolfe, S.; Kim, C.-K.; Yang, K.; Weinberg, N.; Shi, Z. *J. Am. Chem. Soc.* **1995**, 117, 4240.

⁴⁵Jencks, W.P. *Acc. Chem. Res.* **1976**, 9, 425.

⁴⁶For a review, see Khoee, S.; Ruoho, A.E. *Org. Prep. Proceed. Int.* **2003**, 35, 527.

⁴⁷The proton affinities of imines have been determined, see Hammerum, S.; Sølling, T.I. *J. Am. Chem. Soc.* **1999**, 121, 6002.

acid or base catalysis. Oximes (W = OH), arylhydrazones (W = NHAr), and, most easily, semicarbazones (W = NHCONH₂) can also be hydrolyzed. Often a reactive aldehyde (e.g., formaldehyde) is added to combine with the liberated amine.

A number of other reagents⁴⁸ have been used to cleave C=N bonds, especially those not easily hydrolyzable with acidic or basic catalysts or that contain other functional groups that are attacked under these conditions. Oximes have been converted to the corresponding aldehyde or ketone⁴⁹ by treatment with, among other reagents, NBS in water,⁵⁰ glyoxylic acid (HCOCOOH),⁵¹ Chloramine-T⁵² Caro's acid on SiO₂,⁵³ HCOOH on SiO₂ with microwave irradiation,⁵⁴ bromosulfonamides,⁵⁵ SiBr₄ on wet silica,⁵⁶ and KMnO₄ on Al₂O₃⁵⁷ or on zeolite.⁵⁸ Chromate oxidizing agents can be quite effective, including tetraethylammonium permanganate,⁵⁹ tetraalkylammonium dichromate with microwave irradiation,⁶⁰ pyridinium fluorochromate,⁶¹ quinolinium fluorochromate⁶² or dichromate.⁶³ Alkaline H₂O₂,⁶⁴ iodine in acetonitrile,⁶⁵ singlet oxygen with NaOMe/MeOH⁶⁶ and with an ionic liquids on SiO₂⁶⁷ have also been used. Transition-metal compounds have been used, including SbCl₅,⁶⁸ Co₂(CO)₈,⁶⁹ Hg(NO₃)₂/SiO₂,⁷⁰ or BiBr₃–Bi(OTf)₃ in aqueous media,⁷¹ Bi(NO₃)₃/SiO₂,⁷² a nickel(II) complex

⁴⁸For a list of reagents, with references, see Ranu, B.C.; Sarkar, D.C. *J. Org. Chem.* **1988**, *53*, 878.

⁴⁹For a review, see Corsaro, A.; Chiacchio, U.; Pistarià, V. *Synthesis* **2001**, 1903.

⁵⁰Bandgar, B.P.; Makone, S.S. *Org. Prep. Proceed. Int.* **2000**, *32*, 391.

⁵¹Chavan, S.P.; Soni, P. *Tetrahedron Lett.* **2004**, *45*, 3161.

⁵²Padmavathi, V.; Reddy, K.V.; Padmaja, A.; Venugopalan, P. *J. Org. Chem.* **2003**, *68*, 1567.

⁵³Movassagh, B.; Lakouraj, M.M.; Ghodrati, K. *Synth. Commun.* **2000**, *30*, 4501.

⁵⁴A solvent-free reaction. See Zhou, J.-F.; Tu, S.-J.; Feng, J.-C. *Synth. Commun.* **2002**, *32*, 959.

⁵⁵Khazaei, A.; Vaghei, R.G.; Tajbakhsh, M. *Tetrahedron Lett.* **2001**, *42*, 5099.

⁵⁶De, S.K. *Tetrahedron Lett.* **2003**, *44*, 9055.

⁵⁷Chrisman, W.; Blankinship, M.J.; Taylor, B.; Harris, C.E. *Tetrahedron Lett.* **2003**, *33*, 4775; Imanzadeh, G.H.; Hajipour, A.R.; Mallakpour, S.E. *Synth. Commun.* **2003**, *33*, 735.

⁵⁸Jadhav, V.K.; Wadgaonkar, P.P.; Joshi, P.L.; Salunkhe, M.M. *Synth. Commun.* **1999**, *29*, 1989.

⁵⁹Bigdeli, M.A.; Nikje, M.M.A.; Heravi, M.M. *J. Chem. Res. (S)* **2001**, 496.

⁶⁰Hajipour, A.R.; Mallakpour, S.E.; Khoee, E. *Synth. Commun.* **2002**, *32*, 9.

⁶¹Ganguly, N.C.; De, P.; Sukai, A.K.; De, S. *Synth. Commun.* **2002**, *32*, 1.

⁶²Bose, D.S.; Narasaiah, A.V. *Synth. Commun.* **2000**, *30*, 1153. See also, Ganguly, N.C.; Sukai, A.K.; De, S.; De, P. *Synth. Commun.* **2001**, *31*, 1607.

⁶³Sadeghi, M.M.; Mohammadpoor-Baltork, I.; Azarm, M.; Mazidi, M.R. *Synth. Commun.* **2001**, *31*, 435. See also, Hajipour, A.R.; Mallakpour, S.E.; Mohammadpoor-Baltork, I.; Khoee, S. *Synth. Commun.* **2001**, *31*, 1187; Tajbakhsh, M.; Heravi, M.M.; Mohanazadeh, F.; Sarabi, S.; Ghassemzadeh, M. *Monat. Chem.* **2001**, *132*, 1229; Zhang, G.-S.; Yang, D.-H.; Chen, M.-F. *Org. Prep. Proceed. Int.* **1998**, *30*, 713.

⁶⁴Ho, T. *Synth. Commun.* **1980**, *10*, 465.

⁶⁵Yadav, J.S.; Sasmal, P.K.; Chand, P.K. *Synth. Commun.* **1999**, *29*, 3667.

⁶⁶Öcal, N.; Erden, I. *Tetrahedron Lett.* **2001**, *42*, 4765.

⁶⁷BACIm BF₄, 3-butyl-1-(CH₂COOH)imidazolium tetrafluoroborate: Li, D.; Shi, F.; Guo, S.; Deng, Y. *Tetrahedron Lett.* **2004**, *45*, 265. In Dmim BF₄, 1-decyl-3-methyl imidazolium tetrafluoroborate: Li, D.; Shi, F.; Deng, Y. *Tetrahedron Lett.* **2004**, *45*, 6791.

⁶⁸Narsaiah, A.V.; Nagaiah, K. *Synthesis* **2003**, 1881.

⁶⁹Mukai, C.; Nomura, I.; Kataoka, O.; Hanaoka, M. *Synthesis* **1999**, 1872.

⁷⁰De, S.K. *Synth. Commun.* **2004**, *34*, 2289.

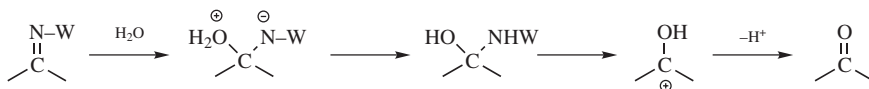
⁷¹Arnold, J.N.; Hayes, P.D.; Kohaus, R.L.; Mohan, R.S. *Tetrahedron Lett.* **2003**, *44*, 9173.

⁷²Samajdar, S.; Basu, M.K.; Becker, F.F.; Banik, B.K. *Synth. Commun.* **2002**, *32*, 1917.

with trimethylacetaldehyde,⁷³ CuCl on Kieselguhr with oxygen,⁷⁴ Bi(NO₃)₃/Cu(OAc)₂ on Montmorillonite K10,⁷⁵ CrO₃-SiO₂,⁷⁶ and In addition, peroxomonosulfate-SiO₂,⁷⁷ Cu(NO₃)₂-SiO₂,⁷⁸ Zn(NO₃)₂-SiO₂,⁷⁹ and clay (Clayan)⁸⁰ have all been used with microwave irradiation. Phenylhydrazones can be converted to a ketone using Oxone[®] and KHCO₃,⁸¹ polymer-bound iodonium salts,⁸² or KMnO₄ on wet SiO₂.⁸³ Dimethylhydrazones have been converted to ketones by heating with potassium carbonate in dimethyl sulfate,⁸⁴ with MeReO₃/H₂O₂ in acetic acid-acetonitrile,⁸⁵ with Pd(OAc)₂/SnCl₂ in aq. DMF,⁸⁶ FeSO₄·7 H₂O in chloroform,⁸⁷ Me₃SiCl/NaI in acetonitrile with 1% water,⁸⁸ [Ni(en)₃]₂S₂O₃, where en = ethylenediamine, in chloroform,⁸⁹ or CeCl₃·7 H₂O-SiO₂ with microwave irradiation.⁹⁰

Hydrazones, such as RAMP or SAMP (see p. 633) can be hydrolyzed with aq. CuCl₂.⁹¹ Tosylhydrazones can be hydrolyzed to the corresponding ketones with aq. acetone and BF₃-etherate,⁹² as well as with other reagents.⁹³ Semicarbazones have been cleaved with ammonium chlorochromates on alumina⁹⁴ (Bu₄N)₂S₂O₈,⁹⁵ Mg(HSO₄)₂ on wet silica,⁹⁶ or by SbCl₃ with microwave irradiation.⁹⁷

The hydrolysis of carbon–nitrogen double bonds involves initial addition of water and elimination of a nitrogen moiety:



⁷³Blay, G.; Benach, E.; Fernández, I.; Galletero, S.; Pedro, J.R.; Ruiz, R. *Synthesis* **2000**, 403.

⁷⁴Hashemi, M.M.; Beni, Y.A. *Synth. Commun.* **2001**, *31*, 295.

⁷⁵Nattier, B.A.; Eash, K.J.; Mohan, R.S. *Synthesis* **2001**, 1010.

⁷⁶Bendale, P.M.; Khadilkar, B.M. *Synth. Commun.* **2000**, *30*, 665.

⁷⁷Bose, D.S.; Narsaiah, A.V.; Lakshminarayana, V. *Synth. Commun.* **2000**, *30*, 3121.

⁷⁸Ghiaci, M.; Asghari, J. *Synth. Commun.* **2000**, *30*, 3865.

⁷⁹Tamami, B.; Kiasat, A.R. *Synth. Commun.* **2000**, *30*, 4129.

⁸⁰Meshram, H.M.; Srinivas, D.; Reddy, G.S.; Yadav, J.S. *Synth. Commun.* **1998**, *28*, 4401; 2593.

⁸¹Hajipour, A.R.; Mahboubghah, N. *Org. Prep Proceed. Int.* **1999**, *31*, 112.

⁸²Chen, D.-J.; Cheng, D.-P.; Chen, Z.-C. *Synth. Commun.* **2001**, *31*, 3847.

⁸³Hajipour, A.R.; Adibi, H.; Ruoho, A.E. *J. Org. Chem.* **2003**, *68*, 4553.

⁸⁴Kamal, A.; Arifuddin, M.; Rao, N.V. *Synth. Commun.* **1998**, *28*, 3927.

⁸⁵Stanković, S.; Espenson, J.H. *J. Org. Chem.* **2000**, *65*, 2218.

⁸⁶Mino, C.; Hirota, T.; Fujita, N.; Yamashita, M. *Synthesis* **1999**, 2024.

⁸⁷Nasreen, A.; Adapa, S.R. *Org. Prep. Proceed. Int.* **1999**, *31*, 573.

⁸⁸Kamal, A.; Ramana, K.V.; Arifuddin, M. *Chem. Lett.* **1999**, 827.

⁸⁹Kamal, A.; Arifuddin, M.; Rao, M.V. *Synlett* **2000**, 1482.

⁹⁰Yadav, J.S.; Subba Reddy, B.V.; Reddy, M.S.K.; Sabitha, G. *Synlett* **2001**, 1134.

⁹¹Enders, D.; Hundertmark, T.; Lazny, R. *Synth. Commun.* **1999**, *29*, 27.

⁹²Sacks, C.E.; Fuchs, P.L. *Synthesis* **1976**, 456.

⁹³DDQ with dichloromethane/water: Chandrasekhar, S.; Reddy, Ch.R.; Reddy, M.V. *Chem. Lett.* **2000**, 430. For references, see Jiricny, J.; Orere, D.M.; Reese, C.B. *Synthesis* **1970**, 919.

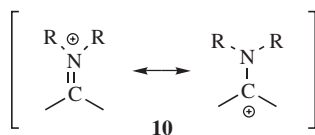
⁹⁴Zhang, G.-S.; Gong, H.; Yang, D.-H.; Chen, M.-F. *Synth. Commun.* **1999**, *29*, 1165; Gong, H.; Zhang, G.-S. *Synth. Commun.* **1999**, *29*, 2591.

⁹⁵Chen, F.-E.; Liu, J.-P.; Fu, H.; Peng, Z.-Z.; Shao, L.-Y. *Synth. Commun.* **2000**, *30*, 2295.

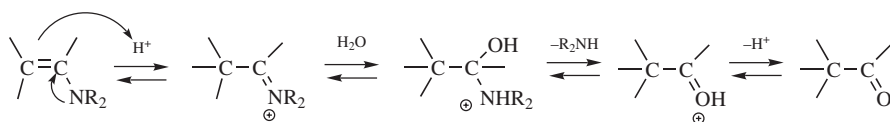
⁹⁶Shirini, F.; Zolfigol, M.A.; Mallakpour, B.; Mallakpour, S.E.; Hajipour, A.R.; Baltork, I.M. *Tetrahedron Lett.* **2002**, *43*, 1555.

⁹⁷Mitra, A.K.; De, A.; Karchaudhuri, N. *Synth. Commun.* **2000**, *30*, 1651.

It is thus an example of reaction type A (p. 1261). The sequence shown is generalized.⁹⁸ In specific cases, there are variations in the sequence of the steps, depending on acid or basic catalysis or other conditions.⁹⁹ Which step is rate determining also depends on acidity and on the nature of W and of the groups connected to the carbonyl.¹⁰⁰



Iminium ions (**10**)¹⁰¹ would be expected to undergo hydrolysis quite readily, since there is a contributing form with a positive charge on the carbon. Indeed, they react with water at room temperature.¹⁰² Acid-catalyzed hydrolysis of enamines (the last step of the Stork reaction, **10-69** involves conversion to iminium ions:¹⁰³



The mechanism of enamine hydrolysis is thus similar to that of vinyl ether hydrolysis (**10-6**).

OS I, 217, 298, 318, 381; II, 49, 223, 234, 284, 310, 333, 395, 519, 522; III, 20, 172, 626, 818; IV, 120; V, 139, 277, 736, 758; VI, 1, 358, 640, 751, 901, 932; VII, 8; **65**, 108, 183; **67**, 33; **76**, 23.

Related to this process is the hydrolysis of isocyanates or isothiocyanates¹⁰⁴ where addition of water to the carbon–nitrogen double bond would give an *N*-substituted carbamic acid (**11**). Such compounds are unstable and break down to

⁹⁸For reviews of the mechanism, see Bruylants, A.; Feytmants-de Medicis, E., in Patai, S. *The Chemistry of the Carbon–Nitrogen Double Bond*, Wiley, NY, **1970**, pp. 465–504; Salomaa, P., in Patai, S. *The Chemistry of the Carbonyl Group* pt. 1, Wiley, NY, **1966**, pp. 199–205.

⁹⁹For example, see Reeves, R.L. *J. Am. Chem. Soc.* **1962**, 82, 3332; Sayer, J.M.; Conlon, E.H. *J. Am. Chem. Soc.* **1980**, 102, 3592.

¹⁰⁰Cordes, E.H.; Jencks, W.P. *J. Am. Chem. Soc.* **1963**, 85, 2843.

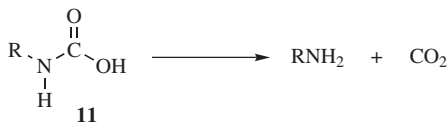
¹⁰¹For a review of iminium ions, see Böhme, H.; Haake, M. *Adv. Org. Chem.* **1976**, 9, pt. 1, 107.

¹⁰²Hauser, C.R.; Lednicer, D. *J. Org. Chem.* **1959**, 24, 46. For a study of the mechanism, see Gopalakrishnan, G.; Hogg, J.L. *J. Org. Chem.* **1989**, 54, 768.

¹⁰³Maas, W.; Janssen, M.J.; Stamhuis, E.J.; Wynberg, H. *J. Org. Chem.* **1967**, 32, 1111; Sollenberger, P.Y.; Martin, R.B. *J. Am. Chem. Soc.* **1970**, 92, 4261. For a review of enamine hydrolysis, see Stamhuis, E.J.; Cook, A.G., in Cook *Enamines*, 2nd ed.; Marcel Dekker, NY, **1988**, pp. 165–180.

¹⁰⁴For a study of the mechanism, see Castro, E.A.; Moodie, R.B.; Sansom, P.J. *J. Chem. Soc. Perkin Trans. 2* **1985**, 737. For a review of the mechanisms of reactions of isocyanates with various nucleophiles, see Satchell, D.P.N.; Satchell, R.S. *Chem. Soc. Rev.* **1975**, 4, 231.

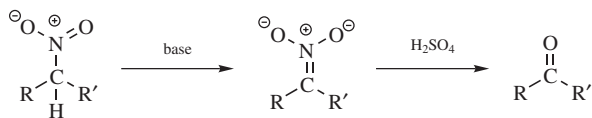
carbon dioxide (or COS in the case of isothiocyanates) and the amine:



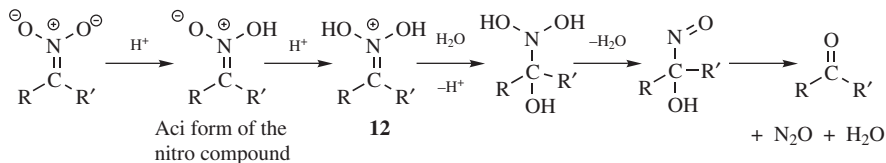
OS II, 24; IV, 819; V, 273; VI, 910.

16-3 Hydrolysis of Aliphatic Nitro Compounds

Oxo-de-hydro,nitro-bisubstitution



Primary or secondary aliphatic nitro compounds can be hydrolyzed, respectively, to aldehydes or ketones, by treatment of their conjugate bases with sulfuric acid. This is called the *Nef reaction*.¹⁰⁵ Tertiary aliphatic nitro compounds do not give the reaction because they cannot be converted to their conjugate bases. Like **16-2**, this reaction involves hydrolysis of a C=N double bond. A possible mechanism is¹⁰⁶



Intermediates of type **12** have been isolated in some cases.¹⁰⁷

The conversion of nitro compounds to aldehydes or ketones has been carried out with better yields and fewer side reactions by several alternative methods.¹⁰⁸ Among these are treatment of the nitro compound with tin complexes and NaHSO₃,¹⁰⁹ activated dry silica gel,¹¹⁰ or 30% H₂O₂-K₂CO₃,¹¹¹ *t*-BuOOH and a catalyst,¹¹²

¹⁰⁵For reviews, see Pinnick, H.W. *Org. React.* **1990**, 38, 655; Haines, A.H. *Methods for the Oxidation of Organic Compounds*, Academic Press, NY, **1988**, pp. 220-231, 416-419.

¹⁰⁶Hawthorne, M.F. *J. Am. Chem. Soc.* **1957**, 79, 2510. A similar mechanism, but with some slight differences, was suggested earlier by van Tamelen, E.E.; Thiede, R.J. *J. Am. Chem. Soc.* **1952**, 74, 2615. See also, Sun, S.F.; Folliard, J.T. *Tetrahedron* **1971**, 27, 323.

¹⁰⁷Feuer, H.; Spinicelli, L.F. *J. Org. Chem.* **1977**, 42, 2091.

¹⁰⁸For a review, see Ballini, R.; Petrini, M. *Tetraedron* **2004**, 60, 1017.

¹⁰⁹Urpí, F.; Villarsa, J. *Tetrahedron Lett.* **1990**, 31, 7499.

¹¹⁰Keinan, E.; Mazur, Y. *J. Am. Chem. Soc.* **1977**, 99, 3861.

¹¹¹Olah, G.A.; Arvanaghi, M.; Vankar, Y.D.; Prakash, G.K.S. *Synthesis* **1980**, 662.

¹¹²Bartlett, P.A.; Green III, F.R.; Webb, T.R. *Tetrahedron Lett.* **1977**, 331.

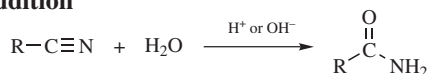
DBU in acetonitrile,¹¹³ NaH and Me₃SiOOSiMe₃,¹¹⁴ NaNO₂ in aq. DMSO,¹¹⁵ or ceric ammonium nitrate (CAN).¹¹⁶ The reaction of Al–NiCl₂·6 H₂O in THF converted α,β-unsaturated nitro compounds to the corresponding aldehyde, PhCH=CHNO₂ → PhCH₂CHO.¹¹⁷

When *primary* nitro compounds are treated with sulfuric acid without previous conversion to the conjugate bases, they give carboxylic acids. Hydroxamic acids are intermediates and can be isolated, so that this is also a method for preparing them.¹¹⁸ Both the Nef reaction and the hydroxamic acid process involve the aci form; the difference in products arises from higher acidity, for example, a difference in sulfuric acid concentration from 2 to 15.5 M changes the product from the aldehyde to the hydroxamic acid.¹¹⁹ The mechanism of the hydroxamic acid reaction is not known with certainty, but if higher acidity is required, it may be that the protonated aci form of the nitro compound is further protonated.

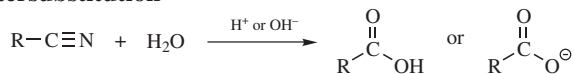
OS VI, 648; VII, 414. See also OS IV, 573.

16-4 Hydrolysis of Nitriles

NN-Dihydro-*C*-oxo-biaddition



Hydroxy,oxo-de-nitrilo-tersubstitution



Nitriles can be hydrolyzed to give either amides or carboxylic acids.¹²⁰ The amide is formed initially, but since amides are also hydrolyzed with acid or basic treatment, the carboxylic acid is readily formed. When the acid is desired,¹²¹ the reagent of choice is aq. NaOH containing ~6–12% H₂O₂, though acid-catalyzed hydrolysis is also frequently carried out. A “dry” hydrolysis of nitriles has been reported.¹²² The hydrolysis of nitriles to carboxylic acids is one of the best methods for the preparation of these compounds. Nearly all nitriles give the reaction, with either acidic or basic catalysts. Hydrolysis of cyanohydrins, RCH(OH)CN, is usually carried out under acidic conditions, because basic solutions cause competing

¹¹³Ballini, R.; Bosica, G.; Fiorini, D.; Petrini, M. *Tetrahedron Lett.* **2002**, *43*, 5233.

¹¹⁴Shahi, S.P.; Vankar, Y.D. *Synth. Commun.* **1999**, *29*, 4321.

¹¹⁵Gissot, A.; N’Gouela, S.; Matt, C.; Wagner, A.; Mioskowski, C. *J. Org. Chem.* **2004**, *69*, 8997.

¹¹⁶Olah, G.A.; Gupta, B.G.B. *Synthesis* **1980**, 44.

¹¹⁷Bezbarua, M.S.; Bez, G.; Barua, N.C. *Chem. Lett.* **1999**, 325.

¹¹⁸Hydroxamic acids can also be prepared from primary nitro compounds with SeO₂ and Et₃N: Sosnovsky, G.; Krogh, J.A. *Synthesis* **1980**, 654.

¹¹⁹Kornblum, N.; Brown, R.A. *J. Am. Chem. Soc.* **1965**, *87*, 1742. See also, Cundall, R.B.; Locke, A.W. *J. Chem. Soc. B* **1968**, 98; Edward, J.T.; Tremaine, P.H. *Can J. Chem.* **1971**, *49*, 3483, 3489, 3493.

¹²⁰For reviews, see Zil’berman, E.N. *Russ. Chem. Rev.* **1984**, *53*, 900; Compagnon, P.L.; Miocque, M. *Ann. Chim. (Paris)* **1970**, [14] *5*, 11, 23.

¹²¹For a list of reagents, with references, see Larock, R.C. *Comprehensive Organic Transformations*, 2nd ed., Wiley-VCH, NY, **1999**, pp. 1986–1987.

¹²²Chemat, F.; Poux, M.; Berlan, J. *J. Chem. Soc. Perkin Trans. 2* **1996**, 1781; **1994**, 2597.

reversion of the cyanohydrin to the aldehyde and CN^- . However, cyanohydrins have been hydrolyzed under basic conditions with borax or alkaline borates.¹²³ Enzymatic hydrolysis with *Rhodococcus* sp AJ270 has also been reported.¹²⁴ In methanol with $\text{BF}_3 \cdot \text{OEt}_2$, benzonitrile is converted to methyl benzoate.¹²⁵

There are a number of procedures for stopping at the amide stage,¹²⁶ among them the use of concentrated H_2SO_4 ; 2 equivalents of chlorotrimethylsilane followed by H_2O ,¹²⁷ aq. NaOH with PEG-400 and microwave irradiation,¹²⁸ NaBO_3 with 4 equivalents of water and microwave irradiation,¹²⁹ heating on neutral alumina,¹³⁰ Oxone[®],¹³¹ and dry HCl followed by H_2O . The same result can also be obtained by use of water and certain metal ions or complexes;¹³² a ruthenium catalyst on alumina with water,¹³³ $\text{MnO}_2/\text{SiO}_2$ with microwave irradiation,¹³⁴ $\text{Hg}(\text{OAc})_2$ in HOAc,¹³⁵ or 2-mercaptoethanol in a phosphate buffer.¹³⁶ Nitriles can be hydrolyzed to the carboxylic acids without disturbing carboxylic ester functions also present, by the use of tetrachloro- or tetrafluorophthalic acid.¹³⁷ Nitriles are converted to thioamides $\text{ArC}(=\text{S})\text{NH}_2$ with ammonium sulfide $(\text{NH}_4)_2\text{S}$ in methanol, with microwave irradiation.¹³⁸

Thiocyanates are converted to thiocarbamates in a similar reaction:¹³⁹
 $\text{R}-\text{S}-\text{C}\equiv\text{N} + \text{H}_2\text{O} \rightarrow \text{R}-\text{S}-\text{C}-\text{O}-\text{NH}_2$. Hydrolysis of cyanamides gives amines, produced by the breakdown of the unstable carbamic acid intermediates: $\text{R}_2\text{NCN} \rightarrow [\text{R}_2\text{NCOOH}] \rightarrow \text{R}_2\text{NH}$.

OS I, 21, 131, 201, 289, 298, 321, 336, 406, 436, 451; II, 29, 44, 292, 376, 512, 586 (see, however, V, 1054), 588; III; 34, 66, 84, 88, 114, 221, 557, 560, 615, 851; IV, 58, 93, 496, 506, 664, 760, 790; V, 239; VI, 932; 76, 169. Also see, OS III, 609; IV, 359, 502; 66, 142.

¹²³Jammot, J.; Pascal, R.; Commeyras, A. *Tetrahedron Lett.* **1989**, 30, 563.

¹²⁴Wang, M.-X.; Lin, S.-J. *J. Org. Chem.* **2002**, 67, 6542.

¹²⁵Jayachitra, G.; Yasmeen, N.; Rao, K.S.; Ralte, S.L.; Srinivasan, R.; Singh, A.K. *Synth. Commun.* **2003**, 33, 3461.

¹²⁶For a discussion, see Beckwith, A.L.J., in Zabicky, J. *The Chemistry of Amides*, Wiley, NY, **1970**, pp. 119–125. For a list of reagents, with references, see Larock, R.C. *Comprehensive Organic Transformations*, 2nd ed., Wiley-VCH, NY, **1999**, pp. 1988–1990.

¹²⁷Basu, M.K.; Luo, F.-T. *Tetrahedron Lett.* **1998**, 39, 3005.

¹²⁸Bendale, P.M.; Khadilkar, B.M. *Synth. Commun.* **2000**, 30, 1713.

¹²⁹Sharifi, A.; Mohsenzadeh, F.; Mohtihedi, M.M.; Saidi, M.R.; Balalaie, S. *Synth. Commun.* **2001**, 31, 431.

¹³⁰Wligus, C.P.; Downing, S.; Molitor, E.; Bains, S.; Pagni, R.M.; Kabalka, G.W. *Tetrahedron Lett.* **1995**, 36, 3469.

¹³¹Bose, D.S.; Baquer, S.M. *Synth. Commun.* **1997**, 27, 3119.

¹³²For example, see Bennett, M.A.; Yoshida, T. *J. Am. Chem. Soc.* **1973**, 95, 3030; Paraskewas, S. *Synthesis* **1974**, 574; McKenzie, C.J.; Robson, R. *J. Chem. Soc., Chem. Commun.* **1988**, 112.

¹³³Yamaguchi, K.; Matsushita, M.; Mizuno, N. *Angew. Chem. Int. Ed.* **2004**, 43, 1576.

¹³⁴A solvent-free reaction. See Khadilkar, B.M.; Madyar, V.R. *Synth. Commun.* **2002**, 32, 1731.

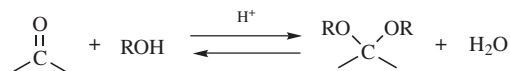
¹³⁵Plummer, B.F.; Menendez, M.; Songster, M. *J. Org. Chem.* **1989**, 54, 718.

¹³⁶Lee, Y.B.; Goo, Y.M.; Lee, Y.Y.; Lee, J.K. *Tetrahedron Lett.* **1989**, 30, 7439.

¹³⁷Rounds, W.D.; Eaton, J.T.; Urbanowicz, J.H.; Gribble, G.W. *Tetrahedron Lett.* **1988**, 29, 6557.

¹³⁸Bagley, M.C.; Chapaneri, K.; Glover, C.; Merritt, E.A. *Synlett* **2004** 2615.

¹³⁹Zil'berman, E.N.; Lazaris, A.Ya. *J. Gen. Chem. USSR* **1963**, 33, 1012.

B. Attack by OR or SR (Addition of ROH; RSH)**16-5 The Addition of Alcohols to Aldehydes and Ketones****Dialkoxy-de-oxo-bisubstitution****Dithioalkyl-de-oxo-bisubstitution**

Acetals and ketals are formed by treatment of aldehydes and ketones, respectively, with alcohols in the presence of acid catalysts.¹⁴⁰ Lewis acids such as TiCl_4 ¹⁴¹ RuCl_3 ,¹⁴² or CoCl_2 ¹⁴³ can be used in conjunction with alcohols. Dioxolanes have been prepared in ethylene glycol using microwave irradiation and *p*-toluenesulfonic acid as a catalyst.¹⁴⁴ This reaction is reversible, and acetals and ketals can be hydrolyzed by treatment with acid.¹⁴⁵ With small unbranched aldehydes the equilibrium lies to the right. If ketals or acetals of larger molecules must be prepared the equilibrium must be shifted, usually by removal of water. This can be done by azeotropic distillation, ordinary distillation, or the use of a drying agent such as Al_2O_3 or a molecular sieve.¹⁴⁶ The reaction is not catalyzed in either direction by bases, so most acetals and ketals are quite stable to bases, though they are easily hydrolyzed by acids. This reaction is therefore a useful method of protection of aldehyde or ketone functions from attack by bases. The reaction is of wide scope. Most aldehydes are easily converted to acetals.¹⁴⁷ With ketones the process is more difficult, presumably for steric reasons, and the reaction often fails, though many ketals, especially from cyclic ketones, have been made in this manner.¹⁴⁸ Many functional groups may be present without being affected. 1,2-Glycols and 1,3-glycols form cyclic acetals and ketals (1,3-dioxolanes)¹⁴⁹

¹⁴⁰For reviews, see Meskens, F.A.J. *Synthesis* **1981**, 501; Schmitz, E.; Eichhorn, I., in Patai, S. *The Chemistry of the Ether Linkage*, Wiley, NY, **1967**, pp. 309–351.

¹⁴¹Clerici, A.; Pastori, N.; Porta, O. *Tetrahedron* **2001**, *57*, 217.

¹⁴²De, S.K.; Gibbs, R.A. *Tetrahedron Lett.* **2004**, *45*, 8141.

¹⁴³Velusamy, S.; Punniyamurthy, T. *Tetrahedron Lett.* **2004**, *45*, 4917.

¹⁴⁴Pério, B.; Dozias, M.-J.; Jacquault, P.; Hamelin, J. *Tetrahedron Lett.* **1997**, *38*, 7867; Moghaddam, F.M.; Sharifi, A. *Synth. Commun.* **1995**, *25*, 2457.

¹⁴⁵See Heravi, M.M.; Tajbakhsh, M.; Habibzadeh, S.; Ghassemzadeh, M. *Monat. Chem.* **2001**, *132*, 985.

¹⁴⁶For many examples of each of these methods, see Meskens, F.A.J. *Synthesis* **1981**, 501, pp. 502–505.

¹⁴⁷For other methods, see Caputo, R.; Ferreri, C.; Palumbo, G. *Synthesis* **1987**, 386; Ott, J.; Tombo, G.M.R.; Schmid, B.; Venanzi, L.M.; Wang, G.; Ward, T.R. *Tetrahedron Lett.* **1989**, *30*, 6151; Liao, Y.; Huang, Y.; Zhu, F. *J. Chem. Soc., Chem. Commun.* **1990**, 493; Chan, T.H.; Brook, M.A.; Chaly, T. *Synthesis* **1983**, 203.

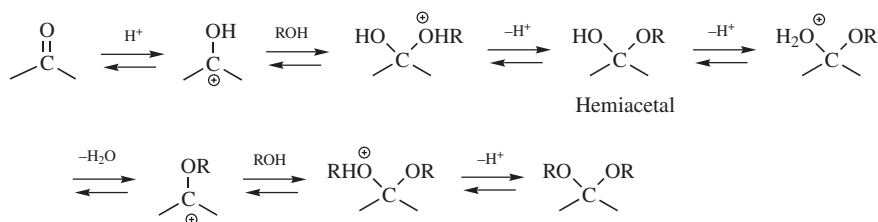
¹⁴⁸High pressure has been used to improve the results with ketones: Dauben, W.G.; Gerdes, J.M.; Look, G.C. *J. Org. Chem.* **1986**, *51*, 4964. For other methods, see Otera, J.; Mizutani, T.; Nozaki, H. *Organometallics*, **1989**, *8*, 2063; Thurkauf, A.; Jacobson, A.E.; Rice, K.C. *Synthesis* **1988**, 233.

¹⁴⁹See Yadav, J.S.; Reddy, B.V.S.; Srinivas, R.; Ramalingam, T. *Synlett* **2000**, 701; Laskar, D.D.; Prajapati, D.; Sandhu, J.S. *Chem. Lett.* **1999**, 1283; Curini, M.; Epifano, F.; Marcotullio, M.C.; Rosati, O. *Synlett* **2001**, 1182; Kawabata, T.; Mizugaki, T.; Ebitani, K.; Kaneda, K. *Tetrahedron Lett.* **2001**, *42*, 8329; Reddy, B.M.; Reddy, V.R.; Giridhar, D. *Synth. Commun.* **2001**, *31*, 1819; Gopinath, R.; Haque, Sk.J.; Patel, B.K. *J. Org. Chem.* **2002**, *67*, 5842.

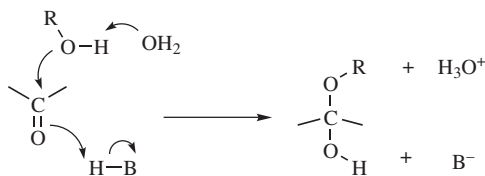
and 1,3-dioxanes,¹⁵⁰ respectively), and these are often used to protect aldehydes and ketones. Chiral dioxolanes have been prepared from chiral diols.¹⁵¹ Dioxolanes have been prepared from ketones in ionic liquids.¹⁵² Ketones are converted with dimethyl ketals by electrolysis with NaBr in methanol.¹⁵³

Intramolecular reactions are possible in which a keto diol or an aldehyde diol generates a bicyclic ketal or acetal. Fused ring [2.2.0] ketals have been prepared in this manner.¹⁵⁴

The mechanism, which involves initial formation of a *hemiacetal*,¹⁵⁵ is the reverse of that given for acetal hydrolysis:



In a study of the acid-catalyzed formation of the hemiacetal, Grunwald showed¹⁵⁶ that the data best fit a mechanism in which the three steps shown here are actually all concerted; that is, the reaction is simultaneously catalyzed by acid and base, with water acting as the base.¹⁵⁷



If the original aldehyde or ketone has an α hydrogen, it is possible for water to split out in that way and enol ethers can be prepared in this manner:



¹⁵⁰Wu, H.-H.; Yang, F.; Cui, P.; Tang, J.; He, M.-Y. *Tetrahedron Lett.* **2004**, *45*, 4963; Ishihara, K.; Hasegawa, A.; Yamamoto, H. *Synlett* **2002**, 1296.

¹⁵¹Kurihara, M.; Hakamata, W. *J. Org. Chem.* **2003**, *68*, 3413.

¹⁵²In AmBIm Cl.: Li, D.; Shi, F.; Peng, J.; Guo, S.; Deng, Y. *J. Org. Chem.* **2004**, *69*, 3582.

¹⁵³Elinson, M.N.; Feducovich, S.K.; Dmitriev, D.E.; Dorofeev, A.S.; Vereshchagin, A.N.; Nikishin, G.I. *Tetrahedron Lett.* **2001**, *42*, 5557.

¹⁵⁴Wang, G.; Wang, Y.; Arcari, A.R.; Rheingold, A.L.; Concolino, T. *Tetrahedron Lett.* **1999**, *40*, 7051.

¹⁵⁵For a review of hemiacetals, see Hurd, C.D. *J. Chem. Educ.* **1966**, *43*, 527.

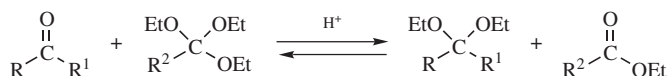
¹⁵⁶Grunwald, E. *J. Am. Chem. Soc.* **1985**, *107*, 4715.

¹⁵⁷Grunwald also studied the mechanism of the base-catalyzed formation of the hemiacetal, and found it to be the same as that of base-catalyzed hydration (**16-1**, mechanism a): Grunwald, E. *J. Am. Chem. Soc.* **1985**, *107*, 4710. See also, Sørensen, P.E.; Pedersen, K.J.; Pedersen, P.R.; Kanagasabapathy, V.M.; McClelland, R.A. *J. Am. Chem. Soc.* **1988**, *110*, 5118; Leussing, D.L. *J. Org. Chem.* **1990**, *55*, 666.

Similarly, treatment with an anhydride and a catalyst can give an enol ester (see **16-6**).¹⁵⁸

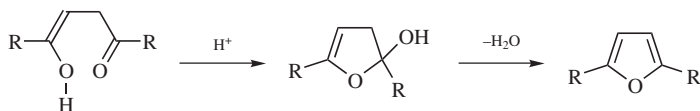
Hemiacetals themselves are no more stable than the corresponding hydrates (**16-1**). As with hydrates, hemiacetals of cyclopropanones¹⁵⁹ and of polychloro and polyfluoro aldehydes and ketones may be quite stable.

When acetals or ketals are treated with an alcohol of higher molecular weight than the one already there, it is possible to get a transacetalation (see **10-13**). In another type of transacetalation, aldehydes or ketones can be converted to acetals or ketals by treatment with another acetal or ketal or with an ortho ester,¹⁶⁰ in the presence of an acid catalyst (shown for an ortho ester):



This method is especially useful for the conversion of ketones to ketals, since the direct reaction of a ketone with an alcohol often gives poor results. In another method, the substrate is treated with an alkoxy silane ROSiMe_3 in the presence of trimethylsilyl trifluoromethanesulfonate.¹⁶¹

1,4-Diketones give furans when treated with acids. This is actually an example of an intramolecular addition of an alcohol to a ketone, since it is the enol form that adds:



Similarly, 1,5-diketones give pyrans. Conjugated 1,4-diketones, such as 1,4-diphenylbut-2-en-1,4-dione is converted to 2,5-diphenylfuran with formic acid, 5% Pd/C, PEG-200, and a sulfuric acid catalyst with microwave irradiation.¹⁶² Formic acid reacts with alcohols to give orthoformates. Note that alkynyl ketones are converted to furans with palladium (II) acetate.¹⁶³

¹⁵⁸For a list of catalysts, with references, see Larock, R.C. *Comprehensive Organic Transformations*, 2nd ed., Wiley-VCH, NY, **1999**, pp. 1484–1485.

¹⁵⁹For a review, see Salaun, J. *Chem. Rev.* **1983**, 83, 619.

¹⁶⁰For a review with respect to ortho esters, see DeWolfe, R.H. *Carboxylic Ortho Ester Derivatives*; Academic Press, NY, **1970**, pp. 154–164. See Karimi, B.; Ebrahimian, G.R.; Seradj, H. *Org. Lett.* **1999**, 1, 1737; Karimi, B.; Ashtiani, A.M. *Chem. Lett.* **1999**, 1199; Firouzabadi, H.; Iranpoor, N.; Karimi, B. *Synlett* **1999**, 321; Firouzabadi, H.; Iranpoor, N.; Karimi, B. *Synth. Commun.* **1999**, 29, 2255; Leonard, N.M.; Oswald, M.C.; Freiberg, D.A.; Nattier, B.A.; Smith, R.C.; Mohan, R.S. *J. Org. Chem.* **2002**, 67, 5202.

¹⁶¹Tsunoda, T.; Suzuki, M.; Noyori, R. *Tetrahedron Lett.* **1980**, 21, 1357; Kato, J.; Iwasawa, N.; Mukaiyama, T. *Chem. Lett.* **1985**, 743. See also, Torii, S.; Takagishi, S.; Inokuchi, T.; Okumoto, H. *Bull. Chem. Soc. Jpn.* **1987**, 60, 775.

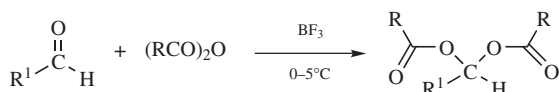
¹⁶²Rao, H.S.P.; Jothilingam, S. *J. Org. Chem.* **2003**, 68, 5392.

¹⁶³Jeevanandam, A.; Narkunan, K.; Ling, Y.-C. *J. Org. Chem.* **2001**, 66, 6014. See Arcadi, A.; Cerichelli, G.; Chiarini, M.; Di Giuseppe, S. Marinelli, F. *Tetrahedron Lett.* **2000**, 41, 9195.

OS I, 1, 298, 364, 381; II, 137; III, 123, 387, 502, 536, 644, 731, 800; IV, 21, 479, 679; V, 5, 292, 303, 450, 539; VI, 567, 666, 954; VII, 59, 149, 168, 177, 241, 271, 297; VIII, 357. Also see OS IV, 558, 588; V, 25; VIII, 415.

16-6 Acylation of Aldehydes and Ketones

O-Acyl-*C*-acyloxy-addition

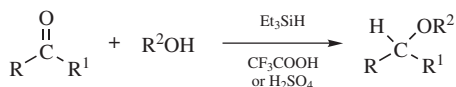


Aldehydes can be converted to *acylals* by treatment with an anhydride in the presence of BF_3 , proton acids,¹⁶⁴ PCl_3 ,¹⁶⁵ NBS ,¹⁶⁶ LiBF_4 ,¹⁶⁷ FeCl_3 ,¹⁶⁸ InCl_3 ,¹⁶⁹ InBr_3 ,¹⁷⁰ $\text{Cu}(\text{OTf})_2$,¹⁷¹ $\text{Bi}(\text{OTf})_3$,¹⁷² BiCl_3 ,¹⁷³ $\text{Bi}(\text{NO}_3)_3$,¹⁷⁴ WCl_6 ,¹⁷⁵ ZrCl_4 ,¹⁷⁶ ceric ammonium nitrate,¹⁷⁷ With Envirocat EPZ10 and microwave irradiation, acetic anhydride react with aldehydes to give the acylal.¹⁷⁸ Conjugated aldehydes are converted to the corresponding acylal by reaction with acetic anhydride and a FeCl_3 catalyst.¹⁷⁹ The reaction cannot normally be applied to ketones, though an exception has been reported when the reagent is trichloroacetic anhydride, which gives acylals with ketones without a catalyst.¹⁸⁰

OS IV, 489.

16-7 Reductive Alkylation of Alcohols

C-Hydro-*O*-alkyl-addition



¹⁶⁴For example, see Olah, G.A.; Mehrotra, A.K. *Synthesis* **1982**, 962.

¹⁶⁵See Michie, J.K.; Miller, J.A. *Synthesis* **1981**, 824.

¹⁶⁶Karimi, B.; Seradj, H.; Ebrahimian, G.R. *Synlett* **2000**, 623

¹⁶⁷Sumida, N.; Nishioka, K.; Sato, T. *Synlett* **2001**, 1921; Yadav, J.S.; Reddy, B.V.S.; Venugopal, C.; Ramalingam, V.T. *Synlett* **2002**, 604.

¹⁶⁸Li, Y.-Q. *Synth. Commun.* **2000**, *30*, 3913; Trost, B.M.; Lee, C.B. *J. Am. Chem. Soc.* **2001**, *123*, 3671; Wang, C.; Li, M. *Synth. Commun.* **2002**, *32*, 3469.

¹⁶⁹Yadav, J.S.; Reddy, B.V.S.; Srinivas, Ch. *Synth. Commun.* **2002**, *32*, 1175, 2169.

¹⁷⁰Yin, L.; Zhang, Z.H.; Wang, Y.-M.; Pang, M.-L. *Synlett* **2004**, 1727.

¹⁷¹Chandra, K.L.; Saravanan, P.; Singh, V.K. *Synlett* **2000**, 359.

¹⁷²Carrigan, M.D.; Eash, K.J.; Oswald, M.C.; Mohan, R.S. *Tetrahedron Lett.* **2001**, *42*, 8133.

¹⁷³Mohammadpoor-Baltork, I.; Aliyan, H. *Synth. Commun.* **1999**, *29*, 2741.

¹⁷⁴Aggen, D.H.; Arnold, J.N.; Hayes, P.D.; Smoter, N.J.; Mohan, R.S. *Tetrahedron* **2004**, *60*, 3675.

¹⁷⁵A solvent-free reaction. See Karimi, B.; Ebrahimian, G.-R.; Seradj, H. *Synth. Commun.* **2002**, *32*, 669.

¹⁷⁶Smitha, G.; Reddy, Ch.S. *Tetrahedron* **2003**, *59*, 9571.

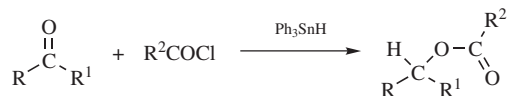
¹⁷⁷Roy, S.C.; Banerjee, B. *Synlett* **2002**, 1677.

¹⁷⁸Bandgar, B.P.; Makone, S.S.; Kulkarni, S.R. *Monat. Chem.* **2000**, *131*, 417.

¹⁷⁹Trost, B.M.; Lee, C.B. *J. Am. Chem. Soc.* **2001**, *123*, 3671.

¹⁸⁰Libman, J.; Sprecher, M.; Mazur, Y. *Tetrahedron* **1969**, *25*, 1679.

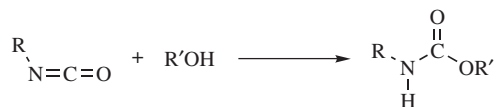
Aldehydes and ketones can be converted to ethers by treatment with an alcohol and triethylsilane in the presence of a strong acid¹⁸¹ or by hydrogenation in alcoholic acid in the presence of platinum oxide.¹⁸² The process can formally be regarded as addition of ROH to give a hemiacetal, $RR'C(OH)OR^2$, followed by reduction of the OH. In this respect, it is similar to **16-17**. The reaction of an aldehyde with $BuOSiHMe_2$ and a Me_3SiI catalyst gives the corresponding butyl alkyl ether.¹⁸³ In a similar reaction, ketones can be converted to carboxylic esters (reductive acylation of ketones) by treatment with an acyl chloride and triphenyltin hydride.¹⁸⁴



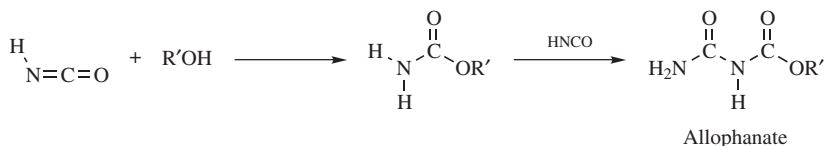
Ethers have also been prepared by the reductive dimerization of two molecules of an aldehyde or ketone (e.g., cyclohexanone \rightarrow dicyclohexyl ether). This was accomplished by treatment of the substrate with a trialkylsilane and a catalyst.¹⁸⁵

16-8 The Addition of Alcohols to Isocyanates

N-Hydro-*C*-alkoxy-addition



Carbamates (substituted urethanes) are prepared when isocyanates are treated with alcohols. This is an excellent reaction, of wide scope, and gives good yields. Isocyanic acid $HNCO$ gives unsubstituted carbamates. Addition of a second equivalent of $HNCO$ gives *allophanates*.



The isocyanate can be generated *in situ* by the reaction of an amine and oxalyl chloride, and subsequent reaction with HCl and then an alcohol gives the carbamate.¹⁸⁶ Polyurethanes are made by combining compounds with two NCO groups with

¹⁸¹Doyle, M.P.; DeBruyn, D.J.; Kooistra, D.A. *J. Am. Chem. Soc.* **1972**, *94*, 3659.

¹⁸²Verzele, M.; Acke, M.; Anteunis, M. *J. Chem. Soc.* **1963**, 5598. For still another method, see Loim, L.M.; Parnes, Z.N.; Vasil'eva, S.P.; Kursanov, D.N. *J. Org. Chem. USSR* **1972**, *8*, 902.

¹⁸³Miura, K.; Ootsuka, K.; Suda, S.; Nishikori, H.; Hosomi, A. *Synlett* **2002**, 313.

¹⁸⁴Kaplan, L. *J. Am. Chem. Soc.* **1966**, *88*, 4970.

¹⁸⁵Sassaman, M.B.; Kotian, K.D.; Prakash, G.K.S.; Olah, G.A. *J. Org. Chem.* **1987**, *52*, 4314. See also, Kikugawa, Y. *Chem. Lett.* **1979**, 415.

¹⁸⁶Oh, L.M.; Spoons, P.G.; Goodman, R.M. *Tetrahedron Lett.* **2004**, *45*, 4769.

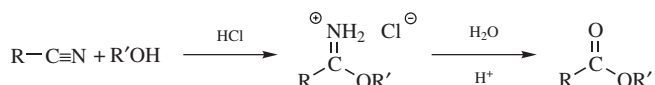
compounds containing two OH groups. Cyclic carbamates, such as 1,3-oxazine-2-ones, are generated by the reaction of an isocyanate with an oxetane, in the presence of a palladium catalyst.¹⁸⁷ Isothiocyanates similarly give thiocarbamates¹⁸⁸ RNHCSOR', though they react slower than the corresponding isocyanates. Isocyanates react with LiAlHSeH and then iodomethane to give the corresponding selenocarbonate (RNHCOSeMe).¹⁸⁹

The details of the mechanism are poorly understood,¹⁹⁰ though the oxygen of the alcohol is certainly attacking the carbon of the isocyanate. Hydrogen bonding complicates the kinetic picture.¹⁹¹ The addition of ROH to isocyanates can also be catalyzed by metallic compounds,¹⁹² by light,¹⁹³ or, for tertiary ROH, by lithium alkoxides¹⁹⁴ or *n*-butyllithium.¹⁹⁵

OS I, 140; V, 162; VI, 95, 226, 788, 795.

16-9 Alcoholysis of Nitriles

Alkoxy,oxo-de-nitrilo-tersubstitution



The addition of dry HCl to a mixture of a nitrile and an alcohol in the absence of water leads to the hydrochloride salt of an imino ester (imino esters are also called imidates and imino ethers). This reaction is called the *Pinner synthesis*.¹⁹⁶ The salt can be converted to the free imino ester by treatment with a weak base such as sodium bicarbonate, or it can be hydrolyzed with water and an acid catalyst to the corresponding carboxylic ester. If the latter is desired, water may be present from the beginning, in which case aq. HCl can be used and the need for gaseous HCl is eliminated. Imino esters can also be prepared from nitriles with basic catalysts.¹⁹⁷

¹⁸⁷Larksarp, C.; Alper, H. *J. Org. Chem.* **1999**, *64*, 4152.

¹⁸⁸For a review of thiocarbamates, see Walter, W.; Bode, K. *Angew. Chem. Int. Ed.* **1967**, *6*, 281. See also, Wynne, J.H.; Jensen, S.D.; Snow, A.W. *J. Org. Chem.* **2003**, *68*, 3733.

¹⁸⁹Koketsu, M.; Ishida, M.; Takakura, N.; Ishihara, H. *J. Org. Chem.* **2002**, *67*, 486.

¹⁹⁰For reviews, see Satchell, D.P.N.; Satchell, R.S. *Chem. Soc. Rev.* **1975**, *4*, 231; Entelis, S.G.; Nesterov, O.V. *Russ. Chem. Rev.* **1966**, *35*, 917.

¹⁹¹See for example, Robertson, W.G.P.; Stutchbury, J.E. *J. Chem. Soc.* **1964**, 4000; Donohoe, G.; Satchell, D.P.N.; Satchell, R.S. *J. Chem. Soc. Perkin Trans. 2* **1990**, 1671 and references cited therein. See also, Sivakamasundari, S.; Ganesan, R. *J. Org. Chem.* **1984**, *49*, 720.

¹⁹²For example, see Kim, Y.H.; Park, H.S. *Synlett* **1998**, 261; Hazzard, G.; Lammiman, S.A.; Poon, N.L.; Satchell, D.P.N.; Satchell, R.S. *J. Chem. Soc. Perkin Trans. 2* **1985**, 1029; Duggan, M.E.; Imagire, J.S. *Synthesis* **1989**, 131.

¹⁹³McManus, S.P.; Bruner, H.S.; Coble, H.D.; Ortiz, M. *J. Org. Chem.* **1977**, *42*, 1428.

¹⁹⁴Bailey, W.J.; Griffith, J.R. *J. Org. Chem.* **1978**, *43*, 2690.

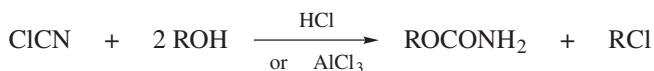
¹⁹⁵Nikoforov, A.; Jirovetz, L.; Buchbauer, G. *Liebigs Ann. Chem.* **1989**, 489.

¹⁹⁶For a review, see Compagnon, P.L.; Miocque, M. *Ann. Chim. (Paris)* **1970**, [14] *5*, 23, see pp. 24–26. For a review of imino esters, see Neilson, D.G., in Patai, S. *The Chemistry of Amidines and Imidates*, Wiley, NY, **1975**, pp. 385–489.

¹⁹⁷Schaefer, F.C.; Peters, G.A. *J. Org. Chem.* **1961**, *26*, 412.

This reaction is of broad scope and is good for aliphatic, aromatic, and heterocyclic R and for nitriles with oxygen-containing functional groups. The application of the reaction to nitriles containing a carboxyl group constitutes a good method for the synthesis of mono esters of dicarboxylic acids with the desired group esterified and with no diester or diacid present.

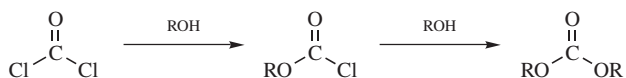
Cyanogen chloride reacts with alcohols in the presence of an acid catalyst, such as dry HCl or AlCl₃, to give carbamates:¹⁹⁸



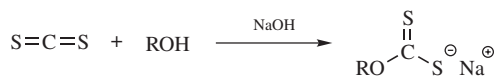
ROH can also be added to nitriles in another manner (**16-91**).
OS I, 5, 270; II, 284, 310; IV, 645; VI, 507; VIII, 415.

16-10 The Formation of Carbonates and Xanthates

Di-C-alkoxy-addition; S-Metallo-C-alkoxy-addition



The reaction of phosgene with an alcohol generates a haloformic esters, and reaction with a second equivalent of alcohol gives a carbonate. This reaction is related to the acyl addition reactions of acyl chlorides in Reaction **16-98**. An important example is the preparation of carbobenzoxy chloride (PhCH₂OCOCI) from phosgene and benzyl alcohol. This compound is widely used for protection of amino groups during peptide synthesis. When an alcohol reacts with certain alkyl halides (e.g., benzyl chloride) and carbon dioxide, in the presence of Cs₂CO₃ and tetrabutylammonium iodide, a mixed carbonate is formed.¹⁹⁹



The addition of alcohols to carbon disulfide in the presence of a base produces xanthates.²⁰⁰ The base is often HO⁻, but in some cases better results can be obtained by using methylsulfinyl carbanion MeSOCH₂⁻.²⁰¹ If an alkyl halide RX is present, the xanthate ester ROCSSR' can be produced directly. In a similar manner, alkoxide ions add to CO₂ to give carbonate ester salts (ROCOO⁻).

OS V, 439; VI, 207, 418; VII, 139.

¹⁹⁸Bodrikov, I.V.; Danova, B.V. *J. Org. Chem. USSR* **1968**, *4*, 1611; **1969**, *5*, 1558; Fuks, R.; Hartemink, M.A. *Bull. Soc. Chim. Belg.* **1973**, *82*, 23.

¹⁹⁹Kim, S.i.; Chu, F.; Dueno, E.E.; Jung, K.W. *J. Org. Chem.* **1999**, *64*, 4578.

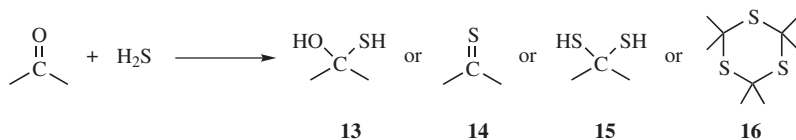
²⁰⁰For a review of the formation and reactions of xanthates, see Dunn, A.D.; Rudolf, W. *Carbon Disulphide in Organic Chemistry*; Ellis Horwood: Chichester, **1989**, pp. 316–367.

²⁰¹Meurling, P.; Sjöberg, B.; Sjöberg, K. *Acta Chem. Scand.* **1972**, *26*, 279.

C. Sulfur Nucleophiles

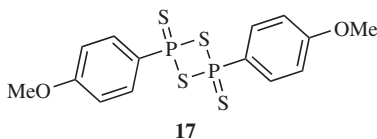
16-11 The Addition of H₂S and Thiols to Carbonyl Compounds

O-Hydro-*C*-mercapto-addition²⁰²



The addition of H₂S to an aldehyde or ketone can result in a variety of products. The most usual product is the trithiane **16**.²⁰³ *gem*-Dithiols (**15**) are much more stable than the corresponding hydrates or α -hydroxy thiols.²⁰⁴ They have been prepared by the treatment of ketones with H₂S under pressure²⁰⁵ and under mild conditions with HCl as a catalyst.²⁰⁶ Thiols add to aldehydes and ketones to give hemimercaptals, CH(OH)SR and dithioacetals, CH(SR)₂ (**16-5**). α -Hydroxy thiols (**13**) can be prepared from polychloro and polyfluoro aldehydes and ketones.²⁰⁷ Apparently **13** are stable only when prepared from these compounds, and not even for all of them.

Thioketones² (**14**) can be prepared from certain ketones, such as diaryl ketones, by treatment with H₂S and an acid catalyst, usually HCl. They are often unstable and usually trimerize (to **16**) or react with air. Thioaldehydes²⁰⁸ are even less stable and simple ones²⁰⁹ apparently have never been isolated, though *t*-BuCHS has been prepared in



²⁰²This name applies to formation of **13**. Names for formation of **14–16**, are, respectively, thioxo-de-oxo-bisubstitution, dimercapto-de-oxo-bisubstitution, and carbonyl-trithiane transformation.

²⁰³Campaigne, E.; Edwards, B.E. *J. Org. Chem.* **1962**, *27*, 3760.

²⁰⁴For a review of the preparation of *gem*-dithiols, see Mayer, R.; Hiller, G.; Nitzschke, M.; Jentzsch, J. *Angew. Chem. Int. Ed.* **1963**, *2*, 370.

²⁰⁵Cairns, T.L.; Evans, G.L.; Larchar, A.W.; McKusick, B.C. *J. Am. Chem. Soc.* **1952**, *74*, 3982.

²⁰⁶Campaigne, E.; Edwards, B.E. *J. Org. Chem.* **1962**, *27*, 3760; Demuyneck, M.; Vialle, J. *Bull. Soc. Chim. Fr.* **1967**, 1213.

²⁰⁷Harris Jr., J.F. *J. Org. Chem.* **1960**, *25*, 2259.

²⁰⁸For a review of thioaldehydes, see Usov, V.A.; Timokhina, L.V.; Voronkov, M.G. *Russ. Chem. Rev.* **1990**, *59*, 378.

²⁰⁹For the preparation and reactions of certain substituted thioaldehydes, see Hofstra, G.; Kamphuis, J.; Bos, H.J.T. *Tetrahedron Lett.* **1984**, *25*, 873; Okazaki, R.; Ishii, A.; Inamoto, N. *J. Am. Chem. Soc.* **1987**, *109*, 279; Adelaere, B.; Guemas, J.; Quiniou, H. *Bull. Soc. Chim. Fr.* **1987**, 517; Muraoka, M.; Yamamoto, T.; Enomoto, K.; Takeshima, T. *J. Chem. Soc. Perkin Trans. 1* **1989**, 1241, and references cited in these papers.

solution, where it exists for several hours at 20°C.²¹⁰ A high-yield synthesis of thioketones involves treatment of acyclic²¹¹ ketones with 2,4-bis(4-methoxyphenyl)-1,3,2,4-dithiadiphosphetane-2,4-disulfide **9**²¹² (known as *Lawesson's reagent*)²¹³. Thioketones can also be prepared by treatment of ketones with P₄S₁₀,²¹⁴ P₄S₁₀ and hexamethyldisiloxane,²¹⁵ P₄S₁₀ on alumina,²¹⁶ or CF₃SO₃SiMe₃/S(SiMe₃)₂,²¹⁷ and from oximes or various types of hydrazone (overall conversion C=N⁻ → C=S).²¹⁸ Reagent **17** converts the C=O groups of amides and carboxylic esters²¹⁹ to C=S groups.²²⁰ Similarly, POCl₃ followed by S(TMS)₂ converts lactams to thio-lactams²²¹ and treatment with triflic anhydride, and then H₂S converts amides to thioamides.²²² The reaction of an amide with triflic anhydride, and then aq. S(NH₄)₂ gives the corresponding thioamide.²²³ The H₂S—Me₃SiCl-(*i*Pr)₂NLi complex converts carboxylic esters to thiono esters.²²⁴ Lactones react with **9** in the presence of hexamethyldisiloxane under microwave irradiation to give the thiolactone.²²⁵ Carboxylic acids (RCOOH) can be converted directly to dithiocarboxylic esters (RCSSR')²²⁶ in moderate yield, with P₄S₁₀ and a primary alcohol (R'OH).²²⁷

Thiols add to aldehydes and ketones to give hemimercaptals and dithioacetals. Hemimercaptals are ordinarily unstable,²²⁸ though they are more stable than the corresponding hemiacetals and can be isolated in certain cases.²²⁹ Dithioacetals,

²¹⁰Vedejs, E.; Perry, D.A. *J. Am. Chem. Soc.* **1983**, *105*, 1683. See also, Baldwin, J.E.; Lopez, R.C.G. *J. Chem. Soc., Chem. Commun.* **1982**, 1029.

²¹¹Cyclopentanone and cyclohexanone gave different products: Scheibye, S.; Shabana, R.; Lawesson, S.; Rømming, C. *Tetrahedron* **1982**, *38*, 993.

²¹²See Thomsen, I.; Clausen, K.; Scheibye, S.; Lawesson, S. *Org. Synth.* **VII**, 372.

²¹³For reviews of this and related reagents, see Cava, M.P.; Levinson, M.I. *Tetrahedron* **1985**, *41*, 5061; Cherkasov, R.A.; Kutryev, G.A.; Pudovik, A.N. *Tetrahedron* **1985**, *41*, 2567; Jesberger, M.; Davis, T.P.; Barner, L. *Synthesis* **2003**, 1929. For a study of the mechanism, see Rauchfuss, T.B.; Zank, G.A. *Tetrahedron Lett.* **1986**, *27*, 3445.

²¹⁴See, for example, Scheeren, J.W.; Ooms, P.H.J.; Nivard, R.J.F. *Synthesis* **1973**, 149.

²¹⁵Curphey, T.J. *J. Org. Chem.* **2002**, *67*, 6461.

²¹⁶Polshettiwar, V.; Kaushik, M.P. *Tetrahedron Lett.* **2004**, *45*, 6255.

²¹⁷Degl'Innocenti, A.; Capperucci, A.; Mordini, A.; Reginato, G.; Ricci, A.; Cerreta, F. *Tetrahedron Lett.* **1993**, *34*, 873.

²¹⁸See for example, Kimura, K.; Niwa, H.; Motoki, S. *Bull. Chem. Soc. Jpn.* **1977**, *50*, 2751; de Mayo, P.; Petrainas, G.L.R.; Weedon, A.C. *Tetrahedron Lett.* **1978**, 4621; Okazaki, R.; Inoue, K.; Inamoto, N. *Tetrahedron Lett.* **1979**, 3673.

²¹⁹For a review of thiono esters RC(=S)OR', see Jones, B.A.; Bradshaw, J.S. *Chem. Rev.* **1984**, *84*, 17.

²²⁰Ghatts, A.A.G.; El-Khrisy, E.A.M.; Lawesson, S. *Sulfur Lett.* **1982**, *1*, 69; Yde, B.; Yousif, N.M.; Pedersen, U.S.; Thomsen, I.; Lawesson, S.-O. *Tetrahedron* **1984**, *40*, 2047; Thomsen, I.; Clausen, K.; Scheibye, S.; Lawesson, S. *Org. Synth.* **VII**, 372.

²²¹Smith, D.C.; Lee, S.W.; Fuchs, P.L. *J. Org. Chem.* **1994**, *59*, 348.

²²²Charette, A.B.; Chua, P. *Tetrahedron Lett.* **1998**, *39*, 245.

²²³Charette, A.B.; Grenon, M. *J. Org. Chem.* **2003**, *68*, 5792.

²²⁴Corey, E.J.; Wright, S.W. *Tetrahedron Lett.* **1984**, *25*, 2639.

²²⁵Filippi, J.-J.; Fernandez, X.; Lizzani-Cuvelier, L.; Loiseau, A.-M. *Tetrahedron Lett.* **2003**, *44*, 6647.

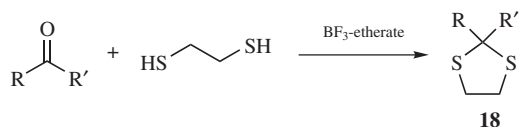
²²⁶For a review of dithiocarboxylic esters, see Kato, S.; Ishida, M. *Sulfur Rep.*, **1988**, *8*, 155.

²²⁷Davy, H.; Metzner, P. *Chem. Ind. (London)* **1985**, 824.

²²⁸See, for example, Fournier, L.; Lamaty, G.; Nata, A.; Roque, J.P. *Tetrahedron* **1975**, *31*, 809.

²²⁹For example, see Field, L.; Sweetman, B.J. *J. Org. Chem.* **1969**, *34*, 1799.

like acetals, are stable in the presence of bases, except that a strong base can remove the aldehyde proton, if there is one²³⁰ (see 10-71).



The reaction of aldehydes or ketones with thiols, usually with a Lewis acid catalyst, leads to dithioacetals²³¹ or dithioketals. The most common catalyst used is probably boron trifluoride etherate ($\text{BF}_3 \cdot \text{OEt}_2$).²³² Similarly reactions that use 1,2-ethanedithiol or 1,3-propanedithiol lead to 1,3-dithiolanes, such as **18**²³³ or 1,3-dithianes.²³⁴ Dithioacetals can also be prepared from aldehydes or ketones by treatment with thiols in the presence of TiCl_4 ,²³⁵ SiCl_4 ,²³⁶ LiBF_4 ,²³⁷ $\text{Al}(\text{OTf})_3$,²³⁸ with a disulfide RSSR ($\text{R} = \text{alkyl or aryl}$),²³⁹ or with methylthiotrimethylsilane (MeSSiMe_3).²⁴⁰

Dithioacetals and dithioketals are used as protecting groups for aldehydes and ketones, and after subsequent reactions involving the R or R' group, the protecting group can then be removed.²⁴¹ There are a variety of reagents that convert these compounds back to the carbonyl.²⁴² Simple hydrolysis is the most common method for converting thiocarbonyls to carbonyls. Stirring thioketones with 4-nitrobenzaldehyde and a catalytic amount of TMSOTf gives the ketone.²⁴³ The reaction of a thioketone and Clayfen with microwave irradiation give the ketone.²⁴⁴ Thioamides

²³⁰Truce, W.E.; Roberts, F.E. *J. Org. Chem.* **1963**, *28*, 961.

²³¹See Samajdar, S.; Basu, M.K.; Becker, F.F.; Banik, N.K. *Tetrahedron Lett.* **2001**, *42*, 4425.

²³²Fujita, E.; Nagao, Y.; Kaneko, K. *Chem. Pharm. Bull.* 1978, *26*, 3743; Corey, E.J.; Bock, M.G. *Tetrahedron Lett.* **1975**, 2643.

²³³See Anand, R.V.; Saravanan, P.; Singh, V.K. *Synlett* **1999**, 415; Ceschi, M.A.; Felix, L.de A.; Peppe, C. *Tetrahedron Lett.* **2000**, *41*, 9695; Muthusamy, S.; Babu, S.A.; Gunanathan, C. *Tetrahedron Lett.* **2001**, *42*, 359; Yadav, J.S.; Reddy, B.V.S.; Pandey, S.K. *Synlett* **2001**, 238; Ballini, R.; Barboni, L.; Maggi, R.; Sartori, G. *Synth. Commun.* **1999**, *29*, 767; Jin, T.-S.; Sun, X.; Ma, Y.-R.; Li, T.-S. *Synth. Commun.* **2001**, *31*, 1669; Deka, N.; Sarma, J.C. *Chem. Lett.* **2001**, 794; Kamal, A.; Chouhan, G. *Synlett* **2002**, 474. For a review, see Olsen, R.K.; Currie, Jr., J.O., in Patai, S. *The Chemistry of the Thiol Group*, pt. 2, Wiley, NY, **1974**, pp. 521–532.

²³⁴See Firouzabadi, H.; Karimi, B.; Eslami, S. *Tetrahedron Lett.* **1999**, *40*, 4055; Firouzabadi, H.; Iranpoor, N.; Karimi, B. *Synthesis* **1999**, 58; Tietze, L.F.; Weigand, B.; Wulff, C. *Synthesis* **2000**, 69; Graham, A.E. *Synth. Commun.* **1999**, *29*, 697; Firouzabadi, H.; Eslami, S.; Karimi, B. *Bull. Chem. Soc. Jpn.* **2001**, *74*, 2401; Laskar, D.D.; Prajapati, D.; Sandhu, J.S. *J. Chem. Res. (S)* **2001**, 313; De, S.K. *Tetrahedron Lett.* **2004**, *45*, 1035, 2339.

²³⁵Kumar, V.; Dev, S. *Tetrahedron Lett.* **1983**, *24*, 1289.

²³⁶Ku, B.; Oh, D.Y. *Synth. Commun.* **1989**, 433.

²³⁷This reaction is done neat, see Kazaraya, K.; Tsuji, S.; Sato, T. *Synlett* **2004**, 1640.

²³⁸This is a solvent-free reaction. See Firouzabadi, H.; Iranpoor, N.; Kohmarch, G. *Synth. Commun.* **2003**, *33*, 167.

²³⁹Tazaki, M.; Takagi, M. *Chem. Lett.* **1979**, 767.

²⁴⁰Evans, D.A.; Grimm, K.G.; Truesdale, L.K. *J. Am. Chem. Soc.* **1975**, *97*, 3229.


²⁴¹For example, see Ganguly, N.C.; Datta, M. *Synlett* **2004**, 659.

²⁴²Corsaro, A.; Pistarà, V. *Tetrahedron* **1998**, *54*, 15027.

²⁴³Ravindranathan, T.; Chavan, S.P.; Awachat, M.M.; Kelkar, S.V. *Tetrahedron Lett.* **1995**, *36*, 2277.

²⁴⁴Varma, R.S.; Kumar, D. *Synth. Commun.* **1999**, *29*, 1333.

are converted to amides with Caro's acid on SiO_2 .²⁴⁵ Lewis acids, such as aluminum chloride (AlCl_3) and mercuric salts, are common reagents and their use is referred to as the Corey–Seebach procedure.²⁴⁶ Other reagents include $\text{BF}_3 \cdot \text{OEt}_2$ in aq. THF containing mercuric oxide (HgO),²⁴⁷ NBS,²⁴⁸ iodine in DMSO,²⁴⁹ ceric ammonium nitrate, $\text{Ce}(\text{NH}_4)_2(\text{NO}_3)_6$,²⁵⁰ iodomethane in aqueous media,²⁵¹ Clayfen with microwave irradiation,²⁵² $\text{PhI}(\text{OAc})_2$ in aqueous acetone,²⁵³ and NCS with silver nitrate in aqueous acetonitrile.²⁵⁴ When aldehydes and ketones react with mercapto-alcohols, mixed acetals or ketals are formed. The use of 2-mercaptoethanol ($\text{HSCH}_2\text{CH}_2\text{OH}$), for example, leads to an oxathiolane²⁵⁵ and 3-mercaptopropanol ($\text{HSCH}_2\text{CH}_2\text{CH}_2\text{OH}$) leads to an oxathiane. Alternatively, the dithioketal can be desulfurized with Raney nickel (**14-27**), giving the overall conversion $\text{C}=\text{O} \rightarrow \text{CH}_2$.

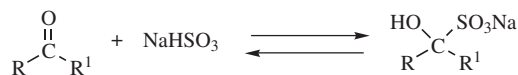


If an aldehyde or ketone possesses an α hydrogen, it can be converted to the corresponding enol thioether (**19**) by treatment with a thiol in the presence of TiCl_4 .²⁵⁶ Aldehydes and ketones have been converted to sulfides by treatment with thiols and pyridine–borane, $\text{RCOR}' + \text{R}^2\text{SH} \rightarrow \text{RR}'\text{CHSR}^2$,²⁵⁷ in a reductive alkylation reaction, analogous to **16-7**.

OS **II**, 610; **IV**, 927; **VI**, 109; **VII**, 124, 372. Also see OS **III**, 332; **IV**, 967; **V**, 780; **VI**, 556; **VIII**, 302.

16-12 Formation of Bisulfite Addition Products

O-Hydro-C-sulfonato-addition



²⁴⁵Movassagh, B.; Lakouraj, M.M.; Ghodrati, K. *Synth. Commun.* **2000**, *30*, 2353.

²⁴⁶Seebach, D.; Corey, E.J. *J. Org. Chem.* **1975**, *40*, 231; Seebach, D. *Synthesis* **1969**, 17; Vedejs, E.; Fuchs, P.L. *J. Org. Chem.* **1971**, *36*, 366.

²⁴⁷Vedejs, E.; Fuchs, P.L. *J. Org. Chem.* **1971**, *36*, 366.

²⁴⁸Cain, E.N.; Welling, L.L. *Tetrahedron Lett.* **1975**, 1353; Corey, E.J.; Erickson, B.W. *J. Org. Chem.* **1971**, *36*, 3553.

²⁴⁹Chattopadhyaya, J.B.; Rama Rao, A.V. *Tetrahedron Lett.* **1973**, 3735.

²⁵⁰Ho, T.-L.; Ho, H.C.; Wong, C.M. *J. Chem. Soc., Chem. Commun.* **1972**, 791a.

²⁵¹Fétizon, M.; Jurion, M. *J. Chem. Soc., Chem. Commun.* **1972**, 382; Takano, S.; Hatakeyama, S.; Ogasawara, K. *J. Chem. Soc., Chem. Commun.* **1977**, 68.

²⁵²Meshram, H.M.; Reddy, G.S.; Sumitra, G.; Yadav, J.S. *Synth. Commun.* **1999**, *29*, 1113.

²⁵³Shi, X.-X.; Wu, Q.-Q. *Synth. Commun.* **2000**, *30*, 4081.

²⁵⁴Corey, E.J.; Erickson, B.W. *J. Org. Chem.* **1971**, *36*, 3553.

²⁵⁵See Karimi, B.; Seradj, H. *Synlett* **2000**, 805; Ballini, R.; Bosica, G.; Maggi, R.; Mazzacani, A.; Righi, P.; Sartori, G. *Synthesis* **2001**, 1826; Mondal, E.; Sahu, P.R.; Khan, A.T. *Synlett* **2002**, 463.

²⁵⁶Mukaiyama, T.; Saigo, K. *Chem. Lett.* **1973**, 479.

²⁵⁷Kikugawa, Y. *Chem. Lett.* **1981**, 1157.

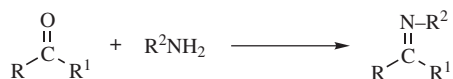
Bisulfite addition products are formed from aldehydes, methyl ketones, cyclic ketones (generally seven-membered and smaller rings), α -keto esters, and isocyanates, upon treatment with sodium bisulfite. Most other ketones do not undergo the reaction, probably for steric reasons. The reaction is reversible (by treatment of the addition product with either acid or base^{258,259}) and is useful for the purification of the starting compounds, since the addition products are soluble in water and many of the impurities are not.²⁶⁰

OS I, 241, 336; III, 438; IV, 903; V, 437.

D. Attack by NH_2 , NHR , or NR_2 (Addition of NH_3 , RNH_2 , R_2NH)

16-13 The Addition of Amines to Aldehydes and Ketones

Alkylimino-de-oxo-bisubstitution



The addition of ammonia²⁶¹ to aldehydes or ketones does not generally give useful products. According to the pattern followed by analogous nucleophiles, the initial products would be expected to be *hemiaminals*,²⁶² but these compounds are generally unstable. Most imines with a hydrogen on the nitrogen spontaneously polymerize.²⁶³ In the presence of an oxidizing agent, such as MnO_2 (see **19-3**), primary alcohols can be converted to imines.²⁶⁴

In contrast to ammonia, primary, secondary, and tertiary amines can add to aldehydes²⁶⁵ and ketones to give different kinds of products. Primary amines give imines²⁶⁶ and secondary amines gives enamines (**10-69**). This section will focus on imines. Reduction of ω -azido ketones leads to the amino-ketones, which cyclizes to form a 2-substituted pyrroline.²⁶⁷ Reduction of nitro-ketones in the presence

²⁵⁸For cleavage with ion-exchange resins, see Khusid, A.Kh.; Chizhova, N.V. *J. Org. Chem. USSR* **1985**, 21, 37.

²⁵⁹For a discussion of the mechanism, see Young, P.R.; Jencks, W.P. *J. Am. Chem. Soc.* **1978**, 100, 1228.

²⁶⁰The reaction has also been used to protect an aldehyde group in the presence of a keto group: Chihara, T.; Wakabayashi, T.; Taya, K. *Chem. Lett.* **1981**, 1657.

²⁶¹For a review of this reagent in organic synthesis, see Jeyaraman, R., in Pizey, J.S. *Synthetic Reagents*, Vol. 5, Wiley, NY, **1983**, pp. 9–83.

²⁶²These compounds have been detected by ¹³C NMR: Chudek, J.A.; Foster, R.; Young, D. *J. Chem. Soc. Perkin Trans. 2* **1985**, 1285.

²⁶³Methanimine $\text{CH}_2=\text{NH}$ is stable in solution for several hours at -95°C , but rapidly decomposes at -80°C : Braillon, B.; Lasne, M.C.; Ripoll, J.L.; Denis, J.M. *Nouv. J. Chim.*, **1982**, 6, 121. See also, Bock, H.; Dammel, R. *Chem. Ber.* **1987**, 120, 1961.

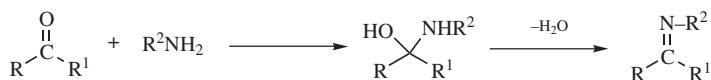
²⁶⁴Kanno, H.; Taylor, R.J.K. *Synlett* **2002**, 1287.

²⁶⁵For a review of the reactions between amines and formaldehyde, see Farrar, W.V. *Rec. Chem. Prog.*, **1968**, 29, 85.

²⁶⁶For reviews of reactions of carbonyl compounds leading to the formation of $\text{C}=\text{N}$ bonds, see Dayagi, S.; Degani, Y. in Patai, S. *The Chemistry of the Carbon-Nitrogen Double Bond*, Wiley, NY, **1970**, pp. 64–83; Reeves, R.L., in Patai, S. *The Chemistry of the Carbonyl Group*, pt. 1, Wiley, NY, **1966**, pp. 600–614.

²⁶⁷Prabhu, K.P.; Sivanand, P.S.; Chandrasekaran, S. *Synlett* **1998**, 47.

of ruthenium compounds and CO also leads to 1-substituted pyrrolines.²⁶⁸ In contrast to imines in which the nitrogen is attached to a hydrogen, these imines are stable enough for isolation. However, in some cases, especially with simple R groups, they rapidly decompose or polymerize unless there is at least one aryl group on the nitrogen or the carbon. When there is an aryl group, the compounds are quite stable. They are usually called *Schiff bases*, and this reaction is the best way to prepare them.²⁶⁹ The reaction is straightforward and proceeds in high yields. Even sterically hindered imines can be prepared.²⁷⁰ Both imines and enamines (see below) have been prepared on clay with microwave irradiation.²⁷¹ The initial *N*-substituted hemiaminals²⁷² lose water to give the stable Schiff bases:



In general, ketones react more slowly than aldehydes, and higher temperatures and longer reaction times are often required.²⁷³ In addition, the equilibrium must often be shifted, usually by removal of the water, either azeotropically by distillation, or with a drying agent, such as TiCl₄,²⁷⁴ or with a molecular sieve.²⁷⁵ Imines have been formed from aldehydes and amines in an ionic liquid.²⁷⁶

The reaction is often used to effect ring closure.²⁷⁷ The *Friedländer quinoline synthesis*²⁷⁸ is an example where ortho alkenyl aniline derivatives give the quinoline, **20**.²⁷⁹ The alkene derivative can be prepared *in situ* from an aldehyde and a suitably functionalized ylid.²⁸⁰



²⁶⁸Watanabe, Y.; Yamamoto, J.; Akazome, M.; Kondo, T.; Mitsudo, T. *J. Org. Chem.* **1995**, *60*, 8328.

²⁶⁹See Lai, J.T. *Tetrahedron Lett.* **2002**, *43*, 1965.

²⁷⁰Love, B.E.; Ren, J. *J. Org. Chem.* **1993**, *58*, 5556.

²⁷¹Varma, R.S.; Dahiya, R.; Kumar, S. *Tetrahedron Lett.* **1997**, *38*, 2039.

²⁷²Some of these have been observed spectrally; see Forlani, L.; Marianucci, E.; Todesco, P.E. *J. Chem. Res. (S)* **1984**, 126.

²⁷³For improved methods, see Morimoto, T.; Sekiya, M. *Chem. Lett.* **1985**, 1371; Eisch, J.J.; Sanchez, R. *J. Org. Chem.* **1986**, *51*, 1848.

²⁷⁴Weingarten, H.; Chupp, J.P.; White, W.A. *J. Org. Chem.* **1967**, *32*, 3246.

²⁷⁵Bonnett, R.; Emerson, T.R. *J. Chem. Soc.* **1965**, 4508; Roelofsen, D.P.; van Bekkum, H. *Recl. Trav. Chim. Pays-Bas* **1972**, *91*, 605.

²⁷⁶Andrade, C.K.Z.; Takada, S.C.S.; Alves, L.M.; Rodrigues, J.P.; Suarez, P.A.Z.; Brand, R.F.; Soares, V.C.D. *Synlett* **2004**, 2135.

²⁷⁷For a review of such ring closures, see Katritzky, A.R.; Ostercamp, D.L.; Yousaf, T.I. *Tetrahedron* **1987**, *43*, 5171.

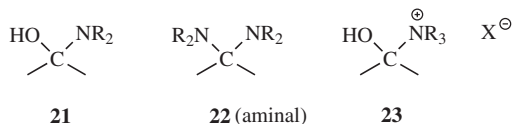
²⁷⁸For a review, see Cheng, C.; Yan, S. *Org. React.* **1982**, *28*, 37.

²⁷⁹See Arcadi, A.; Chiarini, M.; Di Giuseppe, S.; Marinelli, F. *Synlett* **2003**, 203; Yadav, J.S.; Reddy, B.V.S.; Premalatha, K. *Synlett* **2004**, 963.

²⁸⁰Hsiao, Y.; Rivera, N.R.; Yasuda, N.; Hughes, D.L.; Reider, P.J. *Org. Lett.* **2001**, *3*, 1101.

Pyrylium ions react with ammonia or primary amines to give pyridinium ions²⁸¹ (see p. 498). Primary amines react with 1,4-diketones, with microwave irradiation, to give *N*-substituted pyrroles.²⁸² Similar reactions in the presence of Montmorillonite KSF²⁸³ or by simply heating the components with tosic acid²⁸⁴ have been reported.

As mentioned, the reaction of secondary amines with ketones leads to enamines (**10-69**). When secondary amines are added to aldehydes or ketones, the initially formed *N,N*-disubstituted hemiaminals (**21**) cannot lose water in the same way, and in some cases it is possible to isolate them.²⁸⁵ However, they are generally unstable, and under the reaction conditions usually react further. If no α hydrogen is present, **10** is converted to



the more stable *aminal* (**22**).²⁸⁶ However, if an α hydrogen is present, water (from **21**) or RNH₂ (from **22**) can be lost in that direction to give an enamine, **24**.²⁸⁷ This is the most common method²⁸⁸ for the preparation of enamines and usually takes place when an aldehyde or ketone containing an α hydrogen is treated with a secondary amine. The water is usually removed azeotropically or with a drying agent,²⁸⁹ but molecular sieves can also be used.²⁹⁰ Silyl carbamates, such as Me₂NCO₂SiMe₃, have been used to convert ketones to enamines.²⁹¹ Stable primary enamines have also been prepared.²⁹² Enamino-ketones have been prepared from diketones and secondary amines using low molecular weight amines in water,²⁹³ or using microwave irradiation on silica gel.²⁹⁴ Secondary amine perchlorates react

²⁸¹For a review, see Zvezdina, E.A.; Zhadonva, M.P.; Dorofeenko, G.N. *Russ. Chem. Rev.* **1982**, *51*, 469.

²⁸²Danks, T.N. *Tetrahedron Lett.* **1999**, *40*, 3957.

²⁸³Banik, B.K.; Samajdar, S.; Banik, I. *J. Org. Chem.* **2004**, *69*, 213.

²⁸⁴Klappa, J.J.; Rich, A.E.; McNeill, K. *Org. Lett.* **2002**, *4*, 435.

²⁸⁵For example, see Duhamel, P.; Cantacuzène, J. *Bull. Soc. Chim. Fr.* **1962**, 1843.

²⁸⁶For a review of aminals, see Duhamel, P., in Patai, S. *The Chemistry of Functional Groups, Supplement F*, pt. 2, Wiley, NY, **1982**, pp. 849–907.

²⁸⁷For reviews of the preparation of enamines, see Haynes, L.W.; Cook, A.G., in Cook, A.G. *Enamines*, 2nd. ed., Marcel Dekker, NY, **1988**, pp. 103–163; Pitacco, G.; Valentin, E., in Patai, S. *The Chemistry of Functional Groups, Supplement F*, pt. 1, Wiley, NY, **1982**, pp. 623–714.

²⁸⁸For another method, see Katritzky, A.R.; Long, Q.; Lue, P.; Jozwiak, A. *Tetrahedron* **1990**, *46*, 8153.

²⁸⁹For example, TiCl₄; White, W.A.; Weingarten, H. *J. Org. Chem.* **1967**, *32*, 213; Kuo, S.C.; Daly, W.H. *J. Org. Chem.* **1970**, *35*, 1861; Nilsson, A.; Carlson, R. *Acta Chem. Scand. Ser. B* **1984**, *38*, 523.

²⁹⁰Brannock, K.C.; Bell, A.; Burpitt, R.D.; Kelly, C.A. *J. Org. Chem.* **1964**, *29*, 801; Taguchi, K.; Westheimer, F.H. *J. Org. Chem.* **1971**, *36*, 1570; Roelofsen, D.P.; van Bekkum, H. *Recl. Trav. Chim. Pays-Bas* **1972**, *91*, 605; Carlson, R.; Nilsson, A.; Strömquist, M. *Acta Chem. Scand. Ser. B* **1983**, *37*, 7.

²⁹¹Kardon, F.; Mörtl, M.; Knausz, D. *Tetrahedron Lett.* **2000**, *41*, 8937.

²⁹²Erker, G.; Riedel, M.; Koch, S.; Jödicke, T.; Würthwein, E.-U. *J. Org. Chem.* **1995**, *60*, 5284.

²⁹³Stefani, H.A.; Costa, I.M.; Silva, D. de O. *Synthesis* **2000**, 1526.

²⁹⁴Rechsteiner, B.; Texier-Boullet, F.; Hamelin, J. *Tetrahedron Lett.* **1993**, *34*, 5071.

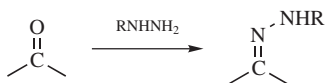
with aldehydes and ketones to give iminium salts (**10**, p. \$\$\$).²⁹⁵ Tertiary amines can only give salts (**23**). Enamines have been prepared by the reaction of an aldehyde, a secondary amine and a terminal alkyne in the presence of AgI at 100°C,²⁹⁶ AgI in an ionic liquid,²⁹⁷ CuI with microwave irradiation,²⁹⁸ or a gold catalyst.²⁹⁹



OS I, 80, 355, 381; II, 31, 49, 65, 202, 231, 422; III, 95, 328, 329, 332, 358, 374, 513, 753, 827; IV, 210, 605, 638, 824; V, 191, 277, 533, 567, 627, 703, 716, 736, 758, 808, 941, 1070; VI, 5, 448, 474, 496, 520, 526, 592, 601, 818, 901, 1014; VII, 8, 135, 144, 473; VIII, 31, 132, 403, 451, 456, 493, 586, 597. Also see OS IV, 283, 464; VII, 197; VIII, 104, 112, 241.

16-14 The Addition of Hydrazine Derivatives to Carbonyl Compounds

Hydrazono-de-oxo-bisubstitution



The product of condensation of a hydrazine and an aldehyde or ketone is called a *hydrazone*. Hydrazine itself gives hydrazones only with aryl ketones. With other aldehydes and ketones, either no useful product can be isolated, or the remaining NH₂ group condenses with a second equivalent of carbonyl compound to give an *azine*. This type of product is especially important for aromatic aldehydes:



However, in some cases azines can be converted to hydrazones by treatment with excess hydrazine and NaOH.³⁰⁰ Arylhydrazines, especially phenyl, *p*-nitrophenyl, and 2,4-dinitrophenyl,³⁰¹ are used much more often and give the corresponding hydrazones with most aldehydes and ketones.³⁰² Since these are usually solids, they make excellent derivatives and are commonly employed for this purpose. Cyclic hydrazones are also known,³⁰³ as are conjugated hydrazones.³⁰⁴ Azides react

²⁹⁵Leonard, N.J.; Paukstelis, J.V. *J. Org. Chem.* **1964**, 28, 3021.

²⁹⁶Wei, C.; Li, Z.; Li, C.-J. *Org. Lett.* **2003**, 5, 4473.

²⁹⁷In bmim BF₄, 1-butyl-3-methylimidazolium tetrafluoroborate: Li, Z.; Wei, C.; Chen, L.; Varma, R.S.; Li, C.-J. *Tetrahedron Lett.* **2004**, 45, 2443.

²⁹⁸Shi, L.; Tu, Y.-Q.; Wang, M.; Zhang, F.-M.; Fan, C.-A. *Org. Lett.* **2004**, 6, 1001.

²⁹⁹Wei, C.; Li, C.-J. *J. Am. Chem. Soc.* **2003**, 125, 9584.

³⁰⁰For example, see Day, A.C.; Whiting, M.C. *Org. Synth.* **VI**, 10.

³⁰¹For an improved procedure for the preparation of 2,4-dinitrophenylhydrazones, see Behforouz, M.; Bolan, J.L.; Flynt, M.S. *J. Org. Chem.* **1985**, 50, 1186.

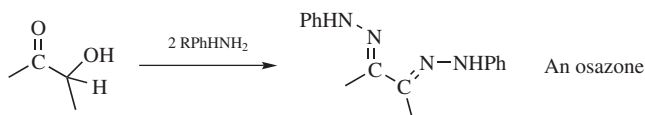
³⁰²For a review of arylhydrazones, see Buckingham, J. *Q. Rev. Chem. Soc.* **1969**, 23, 37.

³⁰³Nakamura, E.; Sakata, G.; Kubota, K. *Tetrahedron Lett.* **1998**, 39, 2157.

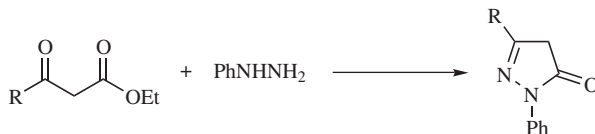
³⁰⁴Palacios, F.; Aparicio, D.; de los Santos, J.M. *Tetrahedron Lett.* **1993**, 34, 3481.

with *N,N*-dimethylhydrazine and ferric chloride to give the *N,N*-dimethylhydrazone.³⁰⁵ Alkenes react with CO/H₂, phenylhydrazine and a diphosphine catalyst to give a regioisomeric mixture of phenylhydrazones that favored “anti-Markovnikov” addition.³⁰⁶ Oximes are converted to hydrazones with water and hydrazine in refluxing ethanol.³⁰⁷

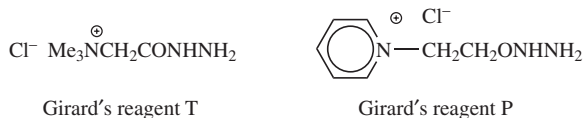
α -Hydroxy aldehydes and ketones and α -dicarbonyl compounds give *osazones*, in which two adjacent carbons have carbon–nitrogen double bonds:



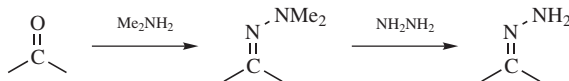
Osazones are particularly important in carbohydrate chemistry. In contrast to this behavior, β -diketones and β -keto esters give *pyrazoles* and *pyrazolones*, respectively (illustrated for β -keto esters):



Other hydrazine derivatives frequently used to prepare the corresponding hydrazone are semicarbazide NH₂NHCONH₂, in which case the hydrazone is called a semicarbazone, and *Girard's reagents T and P*, in which case the hydrazone is water soluble because of the ionic group. Girard's reagents are often used for purification of carbonyl compounds.³⁰⁸



Simple *N*-unsubstituted hydrazones can be obtained by an exchange reaction. The *N,N*-dimethylhydrazone is prepared first, and then treated with hydrazine:³⁰⁹



No azines are formed under these conditions.

³⁰⁵Barrett, I.C.; Langille, J.D.; Kerr, M.A. *J. Org. Chem.* **2000**, *65*, 6268.

³⁰⁶Ahmed, M.; Jackstell, R.; Seayad, A.M.; Klein, H.; Beller, M. *Tetrahedron Lett.* **2004**, *45*, 869.

³⁰⁷Pasha, M.A.; Nanjundaswamy, H.M. *Synth. Commun.* **2004**, *34*, 3827.

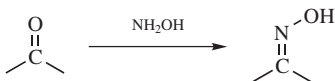
³⁰⁸For a study of the mechanism with Girard's reagent T, see Stachissini, A.S.; do Amaral, L. *J. Org. Chem.* **1991**, *56*, 1419.

³⁰⁹Newkome, G.R.; Fishel, D.L. *J. Org. Chem.* **1966**, *31*, 677.

OS II, 395; III, 96, 351; IV, 351, 377, 536, 884; V, 27, 258, 747, 929; VI, 10, 12, 62, 242, 293, 679, 791; VII, 77, 438. Also see OS III, 708; VI, 161; VIII, 597.

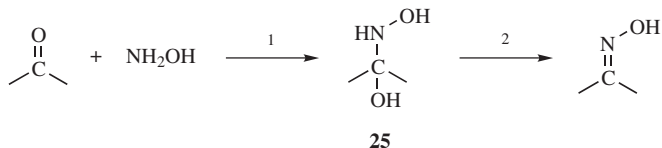
16-15 The Formation of Oximes

Hydroxyimino-de-oxo-bisubstitution



In a reaction very much like 16-14, oximes can be prepared by the addition of hydroxylamine to aldehydes or ketones. Derivatives of hydroxylamine [e.g., $\text{H}_2\text{NOSO}_3\text{H}$ and $\text{HON}(\text{SO}_3\text{Na})_2$] have also been used. For hindered ketones, such as hexamethylacetone, high pressures (as high as 10,000 atm) may be necessary.³¹⁰ The reaction of hydroxylamine with unsymmetrical ketones or with aldehydes leads to a mixture of (*E*)- and (*Z*)-isomers. For aromatic aldehydes, heating with K_2CO_3 led to the (*E*)- isomer whereas heating with CuSO_4 gave the (*Z*)-hydroxylamine.³¹¹ Hydroxylamines react with ketones in ionic liquids³¹² and on silica gel.³¹³

It has been shown³¹⁴ that the rate of formation of oximes is at a maximum at a pH that depends on the substrate but is usually ~ 4 , and that the rate decreases as the pH is either raised or lowered from this point. We have previously seen (p. 1256) that bell-shaped curves like this are often caused by changes in the rate-determining step. In this case, at low pH values step 2 is rapid (because it is acid-catalyzed), and step 1



is slow (and rate-determining), because under these acidic conditions most of the NH_2OH molecules have been converted to the conjugate NH_3OH^+ ions, which cannot attack the substrate. As the pH is slowly increased, the fraction of free NH_2OH molecules increases and consequently so does the reaction rate, until the maximum rate is reached at $\sim \text{pH } 4$. As the rising pH has been causing an increase in the rate of step 1, it has also been causing a *decrease* in the rate of the acid-catalyzed step 2, although this latter process has not affected the overall rate since step 2 was still faster than step 1. However, when the pH goes above ~ 4 , step 2 becomes rate-determining, and although the rate of step 1 is still increasing (as it will until essentially all the NH_2OH is unprotonated), it is now

³¹⁰Jones, W.H.; Tristram, E.W.; Benning, W.F. *J. Am. Chem. Soc.* **1959**, *81*, 2151.

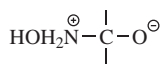
³¹¹Sharghi, H.; Sarvari, M.H. *Synlett* **2001**, 99.

³¹²In bmim PF_6 , 1-butyl-3-methylimidazolium hexafluorophosphate: Ren, R.X.; Ou, W. *Tetrahedron Lett.* **2001**, *42*, 8445.

³¹³Hajipour, A.R.; Mohammadpoor-Baltork, I.; Nikbaghat, K.; Imanzadeh, G. *Synth. Commun.* **1999**, *29*, 1697.

³¹⁴Jencks, W.P. *J. Am. Chem. Soc.* **1959**, *81*, 475; *Prog. Phys. Org. Chem.* **1964**, *2*, 63.

step 2 that determines the rate, and this step is slowed by the decrease in acid concentration. Thus the overall rate decreases as the pH rises beyond ~ 4 . It is likely that similar considerations apply to the reaction of aldehydes and ketones with amines, hydrazines, and other nitrogen nucleophiles.³¹⁵ There is evidence that when the nucleophile is 2-methylthiosemicarbazide, there is a second change in the rate-determining step: above pH ~ 10 basic catalysis of step 2 has increased the rate of this step to the point where step 1 is again rate determining.³¹⁶ Still a third change in the rate-determining step has been found at about pH 1, showing that at least in some cases step 1 actually consists of two steps: formation of a zwitterion, for example,



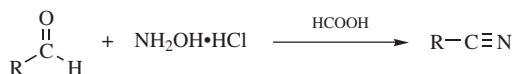
in the case shown above, and conversion of this to **25**.³¹⁷ The intermediate **25** has been detected by nmr in the reaction between NH_2OH and acetaldehyde.³¹⁸

In another type of process, oximes can be obtained by passing a mixture of ketone vapor, NH_3 , and O_2 over a silica-gel catalyst.³¹⁹ Ketones can also be converted to oximes by treatment with other oximes, in a transoximation reaction.³²⁰

OS I, 318, 327; II, 70, 204, 313, 622; III, 690, IV, 229; V, 139, 1031; VII, 149. See also, OS VI, 670.

16-16 The Conversion of Aldehydes to Nitriles

Nitrilo-de-hydro,oxo-tersubstitution



Aldehydes can be converted to nitriles in one step by treatment with hydroxylamine hydrochloride and either formic acid,³²¹ $\text{NaHSO}_4\cdot\text{SiO}_2$ with microwave irradiation,³²² or $(\text{Bu}_4\text{N})_2\text{S}_2\text{O}_8$ with $\text{Cu}(\text{HCO}_2)\cdot\text{Ni}(\text{COOH})_2$ and aq. KOH .³²³ Heating in NMP is also effective with aryl aldehydes³²⁴ and heating on dry alumina with

³¹⁵For reviews of the mechanism of such reactions, see Cockerill, A.F.; Harrison, R.G., in Patai, S. *The Chemistry of Functional Groups: Supplement A*, pt. 1, Wiley, NY, 1977, pp. 288–299; Sollenberger, P.Y.; Martin, R.B., in Patai, S. *The Chemistry of the Amino Group*, Wiley, NY, 1968, pp. 367–392. For isotope effect studies, see Rossi, M.H.; Stachissini, A.S.; do Amaral, L. *J. Org. Chem.* **1990**, 55, 1300.

³¹⁶Sayer, J.M.; Jencks, W.P. *J. Am. Chem. Soc.* **1972**, 94, 3262.

³¹⁷Sayer, J.M.; Edman, C. *J. Am. Chem. Soc.* **1979**, 101, 3010.

³¹⁸Cocivera, M.; Fyfe, C.A.; Effio, A.; Vaish, S.P.; Chen, H.E. *J. Am. Chem. Soc.* **1976**, 98, 1573; Cocivera, M.; Effio, A. *J. Am. Chem. Soc.* **1976**, 98, 7371.

³¹⁹Armor, J.N. *J. Am. Chem. Soc.* **1980**, 102, 1453.

³²⁰For example, see Block Jr., P.; Newman, M.S. *Org. Synth.* **V**, 1031.

³²¹Olah, G.A.; Keumi, T. *Synthesis* **1979**, 112.

³²²Das, B.; Ramesh, C.; Madhusudhan, P. *Synlett* **2000**, 1599.

³²³Chen, F.-E.; Fu, H.; Meng, G.; Cheng, Y.; Lü, Y.-X. *Synthesis* **2000**, 1519.

³²⁴Kumar, H.M.S.; Reddy, B.V.S.; Reddy, P.T.; Yadav, J.S. *Synthesis* **1999**, 586; Chakraborti, A.K.; Kaur, G. *Tetrahedron* **1999**, 55, 13265.

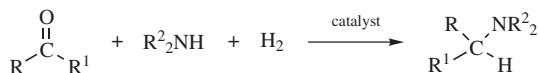
aliphatic aldehyde.³²⁵ The reaction is a combination of **16-15** and **17-29**. Direct nitrile formation has also been accomplished with certain derivatives of NH_2OH , notably, $\text{NH}_2\text{OSO}_2\text{OH}$.³²⁶ Treatment with hydroxylamine and NaI ³²⁷ or certain carbonates³²⁸ also converts aldehydes to the nitrile. Another method involves treatment with hydrazoic acid, though the Schmidt reaction (**18-16**) may compete.³²⁹ Aromatic aldehydes have been converted to nitriles in good yield with $\text{NH}_2\text{OH}/\text{HCOOH}$ on silica gel.³³⁰ Microwave irradiation has been used with $\text{NH}_2\text{OH}\cdot\text{HCl}$ and another reagent, which includes phthalic anhydride,³³¹ $\text{Bu}_2\text{SnO}\cdot\text{Al}_2\text{O}_3$,³³² or $\text{H}-\text{Y}$ zeolite.³³³ Other reagents include *N*-phenylurea with tosic acid,³³⁴ MnO_2 and ammonia,³³⁵ I_2 with aqueous ammonia,³³⁶ dimethylhydrazine followed by dimethyl sulfoxide,³³⁷ trimethylsilyl azide,³³⁸ and with hydroxylamine hydrochloride, MgSO_4 , and TsOH .³³⁹ The reaction of a conjugated aldehyde with ammonia, CuCl and 50% H_2O_2 gave the conjugated nitrile.³⁴⁰ Benzylic alcohols can be oxidized in the presence of ammonia to give the nitrile.³⁴¹ Trichloroisocyanuric acid with a catalytic amount of TEMPO (p. 274) converts aldehydes to nitriles at 0°C in dichloromethane.³⁴²

On treatment with 2 equivalents of dimethylaluminum amide Me_2AlNH_2 , carboxylic esters can be converted to nitriles: $\text{RCOOR}' \rightarrow \text{RCN}$.³⁴³ This is very likely a combination of **16-75** and **17-30**. See also, **19-5**.

OS V, 656.

16-17 Reductive Alkylation of Ammonia or Amines

Hydro,dialkylamino-de-oxo-bisubstitution



³²⁵Sharghi, H.; Sarvari, M.H. *Tetrahedron* **2002**, *58*, 10323. With wet alumina followed by MeSO_2Cl the product is an amide.

³²⁶Streith, J.; Fizet, C.; Fritz, H. *Helv. Chim. Acta* **1976**, *59*, 2786.

³²⁷Ballini, R.; Fiorini, D.; Palmieri, A. *Synlett* **2003**, 1841.

³²⁸Bose, D.S.; Goud, P.R. *Synth. Commun.* **2002**, *32*, 3621.

³²⁹For additional methods, see Gelas-Mialhe, Y.; Vessière, R. *Synthesis* **1980**, 1005; Arques, A.; Molina, P.; Soler, A. *Synthesis* **1980**, 702; Sato, R.; Itoh, K.; Itoh, K.; Nishina, H.; Goto, T.; Saito, M. *Chem. Lett.* **1984**, 1913; Reddy, P.S.N.; Reddy, P.P. *Synth. Commun.* **1988**, *18*, 2179; Neunhoeffer, H.; Diehl, W.; Karafiat, U. *Liebigs Ann. Chem.* **1989**, 105.

³³⁰Kabalka, G.W.; Yang, K. *Synth. Commun.* **1998**, *28*, 3807.

³³¹Veverková, E.; Toma, Š. *Synth. Commun.* **2000**, *30*, 3109.

³³²Yadav, J.S.; Reddy, B.V.S.; Madan, Ch. *J. Chem. Res. (S)* **2001**, 190.

³³³Srinivas, K.V.N.S.; Reddy, E.B.; Das, B. *Synlett* **2002**, 625.

³³⁴Cokun, N.; Arikan, N. *Tetrahedron* **1999**, *55*, 11943.

³³⁵Lai, G.; Bhamare, N.K.; Anderson, W.K. *Synlett* **2001**, 230.

³³⁶Talukdar, S.; Hsu, J.-L.; Chou, T.-C.; Fang, J.-M. *Tetrahedron Lett.* **2001**, *42*, 1103.

³³⁷Kamal, A.; Arifuddin, M.; Rao, N.V. *Synth. Commun.* **1998**, *28*, 4507.

³³⁸Nishiyama, K.; Oba, M.; Watanabe, A. *Tetrahedron* **1987**, *43*, 693.

³³⁹Ganboa, I.; Palomo, C. *Synth. Commun.* **1983**, *13*, 219.

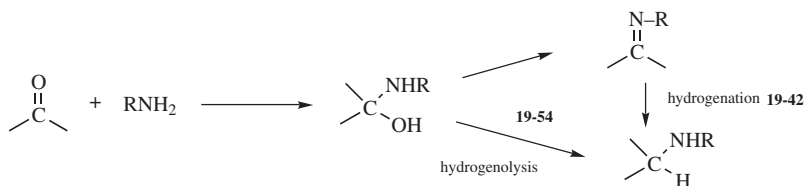
³⁴⁰Erman, M.B.; Snow, J.W.; Williams, M.J. *Tetrahedron Lett.* **2000**, *41*, 6749.

³⁴¹See Baxendale, I.R.; Ley, S.V.; Sneddon, H.F. *Synlett* **2002**, 775; McAllister, G.D.; Wilfred, C.D.; Taylor, R.J.K. *Synlett* **2002**, 1291.

³⁴²Chen, F.-E.; Kuang, Y.-Y.; Dai, H.-F.; Lu, L.; Huo, M. *Synthesis* **2003**, 2629.

³⁴³Wood, J.L.; Khatri, N.A.; Weinreb, S.M. *Tetrahedron Lett.* **1979**, 4907.

When an aldehyde or a ketone is treated with ammonia or a primary or secondary amine in the presence of hydrogen and a hydrogenation catalyst (heterogeneous or homogeneous),³⁴⁴ *reductive alkylation* of ammonia or the amine (or *reductive amination* of the carbonyl compound) takes place.³⁴⁵ The reaction can formally be regarded as occurring in the following manner (shown for a primary amine), which probably does correspond to the actual sequence of steps:³⁴⁶ In this regard, the reaction of an aldehyde with an amine to give an iminium salt (**16-31**) can be followed in a second chemical step of reduction of the C=N unit (**19-42**) using NaBH₄ or a variety of other reagents.³⁴⁷



Primary amines have been prepared from many aldehydes with at least five carbons and from many ketones by treatment with ammonia and a reducing agent. Smaller aldehydes are usually too reactive to permit isolation of the primary amine. Secondary amines have been prepared by both possible procedures: 2 equivalents of ammonia and 1 equivalent of aldehyde or ketone, and 1 equivalent of primary amine and 1 equivalent of carbonyl compound, the latter method being better for all but aromatic aldehydes. Tertiary amines can be prepared in three ways, but the method is seldom carried out with 3 equivalents of ammonia and 1 equivalent of carbonyl compound. Much more often they are prepared from primary or secondary amines.³⁴⁸ When the reagent is ammonia, it is possible for the initial product to react again and for this product to react again, so that secondary and tertiary amines are usually obtained as side products. Similarly, primary amines give tertiary as well as secondary amines. In order to minimize this, the aldehyde or ketone is treated with an excess of ammonia or primary amine (unless of course the higher amine is desired).

For ammonia and primary amines there are two possible pathways, but when secondary amines are involved, only the hydrogenolysis pathway is possible. The reaction is compatible with amino acids, giving the *N*-alkylated amino acid.³⁴⁹

³⁴⁴Rh: Kadyrov, R.; Riermeier, T.H.; Dingerdissen, U.; Tararov, V.; Börner, A. *J. Org. Chem.* **2003**, *68*, 4067; Gross, T.; Seayad, A.M.; Ahmad, M.; Beller, M. *Org. Lett.* **2002**, *4*, 2055. Ir: Chi, Y.; Zhou, Y.-G.; Zhang, X. *J. Org. Chem.* **2003**, *68*, 4120.

³⁴⁵For reviews, see Rylander, P.N. *Hydrogenation Methods*, Academic Press, NY, **1985**, pp. 82–93; Klyuev, M.V.; Khidekel, M.L. *Russ. Chem. Rev.* **1980**, *49*, 14; Rylander, P.N. *Catalytic Hydrogenation over Platinum Metals*, Academic Press, NY, **1967**, pp. 291–303.

³⁴⁶See, for example, Le Bris, A.; Lefebvre, G.; Coussemant, F. *Bull. Soc. Chim. Fr.* **1964**, 1366, 1374, 1584, 1594.

³⁴⁷For a simple example see, Bhattacharyya, S. *Synth. Commun.* **2000**, *30*, 2001.

³⁴⁸For a review of the preparation of tertiary amines by reductive alkylation, see Spialter, L.; Pappalardo, J.A. *The Acyclic Aliphatic Tertiary Amines*, Macmillan, NY, **1965**, pp. 44–52.

³⁴⁹Song, Y.; Sercel, A.D.; Johnson, D.R.; Colbry, N.L.; Sun, K.-L.; Roth, B.D. *Tetrahedron Lett.* **2000**, *41*, 8225.

Other reducing agents³⁵⁰ can be used instead of hydrogen and a catalyst, among them zinc and HCl, B₁₀H₁₄³⁵¹ or B₁₀H₁₄ with Pd/C,³⁵² a picolinyl borane complex in acetic acid–methanol,³⁵³ PhSiH₃ with 2% Bu₂SnCl₂,³⁵⁴ and polymethylhydrosiloxane.³⁵⁵ Several hydride reducing agents can be used, including NaBH₄,³⁵⁶ sodium borohydride with Ti(OiPr)₄,³⁵⁷ or NiCl₂,³⁵⁸ NaBH₄/H₃BO₄,³⁵⁹ borohydride-exchange resin,³⁶⁰ sodium cyanoborohydride (NaBH₃CN),³⁶¹ sodium triacetoxymethylborohydride,³⁶² or a polymer-bound triethylammonium acetoxymethylborohydride.³⁶³ A Hantzsch dihydropyridine in conjunction with a scandium catalyst has been used.³⁶⁴ An interesting variation uses a benzylic alcohol in a reaction with a primary amine, and a mixture of MnO₂ and NaBH₄, giving *in situ* oxidation to the aldehyde and reductive amination to give the amine as the final product.³⁶⁵

Formic acid is commonly used for reductive amination³⁶⁶ in what is called the *Wallach reaction*. Secondary amines react with formaldehyde and NaH₂PO₃ to give the *N*-methylated tertiary amine³⁶⁷ and microwave irradiation has also been used.³⁶⁸ Conjugated aldehydes are converted to alkenyl-amines with the amine/silica gel followed by reduction with zinc borohydride.³⁶⁹ In the particular case where primary or secondary amines are reductively methylated with formaldehyde and formic acid, the method is called the *Eschweiler–Clarke procedure*. Heating with paraformaldehyde and oxalyl chloride has been used to give the same result.³⁷⁰ It is

³⁵⁰For a list of many of these, with references, see Larock, R.C. *Comprehensive Organic Transformations*, 2nd ed., Wiley-VCH, NY, **1999**, pp. 835–840.

³⁵¹Bae, J.W.; Lee, S.H.; Cho, Y.J.; Yoon, C.M. *J. Chem. Soc., Perkin Trans. 1* **2000**, 145.

³⁵²Jung, Y.J.; Bae, J.W.; Park, E.S.; Chang, Y.M.; Yoon, C.M. *Tetrahedron* **2003**, *59*, 10331.

³⁵³Sato, S.; Sakamoto, T.; Miyazawa, E.; Kitugawa, Y. *Tetrahedron* **2004**, *60*, 7899.

³⁵⁴Apodaca, R.; Xiao, W. *Org. Lett.* **2001**, *3*, 1745.

³⁵⁵Chandrasekhar, S.; Reddy, Ch.R.; Ahmed, M. *Synlett* **2000**, 1655.

³⁵⁶Sondengam, B.L.; Hentchoya Hémo, J.; Charles, G. *Tetrahedron Lett.* **1973**, 261; Schellenberg, K.A. *J. Org. Chem.* **1963**, *28*, 3259; Gribble, G.W.; Nutaitis, C.F. *Synthesis* **1987**, 709.

³⁵⁷Neidigh, K.A.; Avery, M.A.; Williamson, J.S.; Bhattacharyya, S. *J. Chem. Soc. Perkin Trans. 1* **1998**, 2527; Bhattacharyya, S. *J. Org. Chem.* **1995**, *60*, 4928.

³⁵⁸Saxena, I.; Borah, R.; Sarma, J.C. *J. Chem. Soc., Perkin Trans. 1* **2000**, 503.

³⁵⁹This is a solvent-free reaction. See Cho, B.T.; Kang, S.K. *Synlett* **2004**, 1484.

³⁶⁰Yoon, N.M.; Kim, E.G.; Son, H.S.; Choi, J. *Synth. Commun.* **1993**, *23*, 1595.

³⁶¹Borch, R.F.; Bernstein, M.D.; Durst, H.D. *J. Am. Chem. Soc.* **1971**, *93*, 2897; Mattson, R.J.; Pham, K.M.; Leuck, D.J.; Cowen, K.A. *J. Org. Chem.* **1990**, *55*, 2552. See also, Barney, C.L.; Huber, E.W.; McCarthy, J.R. *Tetrahedron Lett.* **1990**, *31*, 5547. For reviews of NaBH₃CN, see Hutchins, R.O.; Natale, N.R. *Org. Prep. Proced. Int.* **1979**, *11*, 201; Lane, C.F. *Synthesis* **1975**, 135.

³⁶²Abdel-Magid, A.F.; Maryanoff, C.A.; Carson, K.G. *Tetrahedron Lett.* **1990**, *31*, 5595; Abdel-Magid, A.F.; Carson, K.G.; Harris, B.D.; Maryanoff, C.A.; Shah, R.D. *J. Org. Chem.* **1996**, *61*, 3849.

³⁶³Bhattacharyya, S.; Rana, S.; Gooding, O.W.; Labadie, J. *Tetrahedron Lett.* **2003**, *44*, 4957.

³⁶⁴Itoh, T.; Nagata, K.; Kurihara, A.; Miyazaki, M.; Ohsawa, A. *Tetrahedron Lett.* **2002**, *43*, 3105; Itoh, T.; Nagata, K.; Miyazaki, M.; Ishikawa, H.; Kurihara, A.; Ohsawa, A. *Tetrahedron* **2004**, *60*, 6649.

³⁶⁵Kanno, H.; Taylor, R.J.K. *Tetrahedron Lett.* **2002**, *43*, 7337.

³⁶⁶For a microwave induced reaction see Torchy, S.; Barbry, D. *J. Chem. Res. (S)* **2001**, 292.

³⁶⁷Davis, B.A.; Durden, D.A. *Synth. Commun.* **2000**, *30*, 3353.

³⁶⁸Barbry, D.; Torchy, S. *Synth. Commun.* **1996**, *26*, 3919.

³⁶⁹Ranu, B.C.; Majee, A.; Sarkar, A. *J. Org. Chem.* **1998**, *63*, 370.

³⁷⁰Rosenau, T.; Potthast, A.; Röhrling, J.; Hofinger, A.; Sixxa, H.; Kosma, P. *Synth. Commun.* **2002**, *32*, 457.

possible to use ammonium (or amine) salts of formic acid,³⁷¹ or formamides, as a substitute for the Wallach conditions. This method is called the *Leuckart reaction*,³⁷² and in this case the products obtained are often the *N*-formyl derivatives of the amines instead of the free amines. A transition-metal catalyzed variation has been reported.³⁷³ Primary and secondary amines can be *N*-ethylated (e.g., $\text{ArNHR} \rightarrow \text{ArNREt}$) by treatment with NaBH_4 in acetic acid.³⁷⁴ Aldehydes react with aniline in the presence of Montmorillonite K10 clay and microwaves to give the amine.³⁷⁵ Tributyltin hydride is used with an ammonium salt,³⁷⁶ or $\text{Bu}_2\text{SnClH}\cdot\text{HMPA}$ with an aromatic amine,³⁷⁷ in the presence of a ketone to give the corresponding amine. Allylic silanes react with aldehydes and carbamates, in the presence of bismuth catalysts,³⁷⁸ or $\text{BF}_3\cdot\text{OEt}_2$ ³⁷⁹ to give the corresponding allylic *N*-carbamoyl derivative, and trityl perchlorate has been used for the same purpose when *N*-trimethylsilyl carbamates are employed.³⁸⁰ The reaction can be done with aromatic amines in the presence of vinyl ethers and a copper complex to give β -amino ketones.³⁸¹ Reductive amination of an aryl amine and an aryl aldehyde that contains a ortho conjugated ketone substituents gives the amine, which adds 1,4- (**15-AA**) to the α,β -unsaturated ketone unit to give a bicyclic amine.³⁸² Alternative methods of reductive alkylation have been developed. Alkylation of an imine formed *in situ* is also possible.³⁸³

Reductive alkylation has also been carried out on nitro, nitroso, azo, and other compounds that are reduced *in situ* to primary or secondary amines. Azo compounds react with aldehydes, in the presence of proline, and subsequent reduction with NaBH_4 gives the chiral hydrazine derivative.³⁸⁴

³⁷¹F for a review of ammonium formate in organic synthesis, see Ram, S.; Ehrenkauffer, R.E. *Synthesis* **1988**, 91.

³⁷²F for a review, see Moore, M.L. *Org. React.* **1949**, 5, 301. For discussions of the mechanism, see Awachie, P.I.; Agwada, V.C. *Tetrahedron* **1990**, 46, 1899, and references cited therein. For a microwave-induced variation, see Loupy, A.; Montoux, D.; Petit, A.; Aizpurua, J.M.; Domínguez, E.; Palomo, C. *Tetrahedron Lett.* **1996**, 37, 8177. For the effects of added formamide, see Lejon, T.; Helland, I. *Acta Chem. Scand.* **1999**, 53, 76.

³⁷³Using a rhodium catalyst, see Kitamura, M.; Lee, D.; Hayashi, S.; Tanaka, S.; Yoshimura, M. *J. Org. Chem.* **2002**, 67, 8685. For a review of this reaction, see Riermeier, T.H.; Dingerdissen, U.; Börner, A. *Org. Prep. Proceed. Int.* **2004**, 36, 99.

³⁷⁴F for a review, see Gribble, G.W.; Nutaitis, C.F. *Org. Prep. Proceed. Int.* **1985**, 17, 317, pp. 336–350.

³⁷⁵Varma, R.S.; Dahiya, R. *Tetrahedron* **1998**, 54, 6293.

³⁷⁶Suwa, T.; Sugiyama, E.; Shibata, I.; Baba, A. *Synlett* **2000**, 556.

³⁷⁷Suwa, T.; Sugiyama, E.; Shibata, I.; Baba, A. *Synthesis* **2000**, 556.

³⁷⁸Ollevier, T.; Ba, T. *Tetrahedron Lett.* **2003**, 44, 9003.

³⁷⁹Billet, M.; Klotz, P.; Mann, A. *Tetrahedron Lett.* **2001**, 42, 631.

³⁸⁰Niimi, L.; Serita, K.-i.; Hiraoka, S.; Yokozawa, T. *Tetrahedron Lett.* **2000**, 41, 7075.

³⁸¹Kobayashi, S.; Ueno, M.; Suzuki, R.; Ishitani, H.; Kim, H.-S.; Wataya, Y. *J. Org. Chem.* **1999**, 64, 6833.

³⁸²Suwa, T.; Shibata, I.; Nishino, K.; Baba, A. *Org. Lett.* **1999**, 1, 1579.

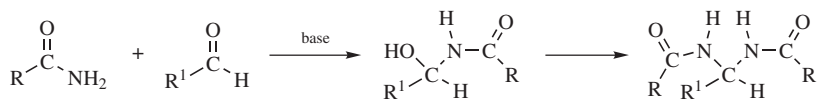
³⁸³See Choudary, B.M.; Jyothi, K.; Madhi, S.; Kantam, M.L. *Synlett* **2004**, 231. For an example in the ionic liquid bmim BF_4 , 1-butyl-3-methylimidazolium tetrafluoroborate, see Yadav, J.S.; Reddy, B.V.S.; Raju, A.K. *Synthesis* **2003**, 883.

³⁸⁴List, B. *J. Am. Chem. Soc.* **2002**, 124, 5656; Kumaragurubaran, N.; Juhl, K.; Zhuang, W.; Bøgevig, A.; Jørgensen, K.A. *J. Am. Chem. Soc.* **2002**, 124, 6254.

OS I, 347, 528, 531; II, 503; III, 328, 501, 717, 723; IV, 603; V, 552; VI, 499; VII, 27.

16-18 Addition of Amides to Aldehydes

Alkylamido-de-oxo-bisubstitution

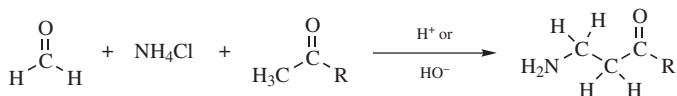


Amides can add to aldehydes in the presence of bases (so the nucleophile is actually RCONH^-) or acids to give acylated amino alcohols, which often react further to give alkylidene or arylidene bisamides.³⁸⁵ If the R' group contains an α hydrogen, water may split out.

Sulfonamides add to aldehydes to give the *N*-sulfonyl imine. Benzaldehyde reacts with TsNH_2 , for example, at 160°C in the presence of $\text{Si}(\text{OEt})_4$,³⁸⁶ with trifluoroacetic anhydride (TFAA) in refluxing dichloromethane,³⁸⁷ or with TiCl_4 in refluxing dichloroethane,³⁸⁸ to give the *N*-tosylimine, $\text{Ts}-\text{N}=\text{CHPh}$. In a similar manner, the reaction of $\text{ToISO}_2\text{Na} + \text{PhSO}_2\text{Na}$ with an aldehyde in aqueous formic acid gives the *N*-phenylsulfonyl imine.³⁸⁹ The reaction of an aldehyde with $\text{Ph}_3\text{P}=\text{NTs}$ and a ruthenium catalyst gives the *N*-tosyl imine.³⁹⁰ Reaction of aldehydes with $\text{LiAl}(\text{NHBn})_4$ also give the corresponding *N*-benzylimine.³⁹¹

16-19 The Mannich Reaction

Acyl,amino-de-oxo-bisubstitution, and so on



In the *Mannich reaction*, formaldehyde (or sometimes another aldehyde) is condensed with ammonia, in the form of its salt, and a compound containing an active hydrogen.³⁹² This can formally be considered as an addition of ammonia to give

³⁸⁵For reviews, see Challis, B.C.; Challis, J.A. in Zabicky, J. *The Chemistry of Amides*, Wiley, NY, **1970**, pp. 754–759; Zaugg, H.E.; Martin, W.B. *Org. React.* **1965**, *14*, 52, 91–95, 104–112. For a discussion, see Gilbert, E.E. *Synthesis* **1972**, 30.

³⁸⁶Love, B.E.; Raje, P.S.; Williams II, T.C. *Synlett* **1994**, 493.

³⁸⁷Lee, K.Y.; Lee, C.G.; Kim, J.N. *Tetrahedron Lett.* **2003**, *44*, 1231.

³⁸⁸Ram, R.N.; Khan, A.A. *Synth. Commun.* **2001**, *31*, 841.

³⁸⁹Chemla, F.; Hebbe, V.; Normant, J.-F. *Synthesis* **2000**, 75.

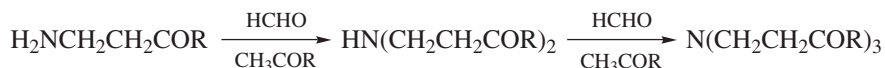
³⁹⁰Jain, S.L.; Sharma, V.B.; Sain, B. *Tetrahedron Lett.* **2004**, *45*, 4341.

³⁹¹Solladié-Cavallo, A.; Benchegroun, M.; Bonne, F. *Synth. Commun.* **1993**, *23*, 1683.

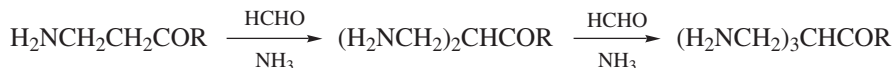
³⁹²For reviews, see Tramontini, M.; Angiolini, L. *Tetrahedron* **1990**, *46*, 1791; Gevorgyan, G.A.; Agababyan, A.G.; Mndzhoyan, O.L. *Russ. Chem. Rev.* **1984**, *53*, 561; Tramontini, M. *Synthesis* **1973**, 703; House, H.O. *Modern Synthetic Reactions*, 2nd ed., W.A. Benjamin, NY, **1972**, pp. 654–660. For reviews on the reactions of Mannich Bases, see Tramontini, M.; Angeloni, L. cited above; Gevorgyan, G.A.; Agababyan, A.G.; Mndzhoyan, O.L. *Russ. Chem. Rev.* **1985**, *54*, 495.

$\text{H}_2\text{NCH}_2\text{OH}$, followed by a nucleophilic substitution. Instead of ammonia, the reaction can be carried out with salts of primary or secondary amines,³⁹³ or with amides,³⁹⁴ in which cases the product is substituted on the nitrogen with R, R₂, and RCO, respectively. The imine can be generated *in situ*, and the reaction of a ketone, formaldehyde, and diethylamine with microwave irradiation gave the Mannich product, a β -amino ketone.³⁹⁵ Arylamines do not normally give the reaction. Hydrazines can be used.³⁹⁶ The product is referred to as a *Mannich base*. Many active hydrogen compounds give the reaction, including ketones and aldehydes, esters, nitroalkanes,³⁹⁷ and nitriles as well as ortho-carbons of phenols, the carbon of terminal alkynes, the oxygen of alcohols and the sulfur of thiols.³⁹⁸ Vinylogous Mannich reactions are known.³⁹⁹

The Mannich base can react further in three ways. If it is a primary or secondary amine, it may condense with one or two additional molecules of aldehyde and active compound, for example,



If the active hydrogen compound has two or three active hydrogens, the Mannich base may condense with one or two additional molecules of aldehyde and ammonia or amine, for example,



Another further reaction consists of condensation of the Mannich base with excess formaldehyde:



Sometimes it is possible to obtain these products of further condensation as the main products of the reaction. At other times they are side products.

When the Mannich base contains an amino group β to a carbonyl (and it usually does), ammonia is easily eliminated. This is a route to α,β -unsaturated aldehydes, ketones, esters, and so on.

³⁹³For a review where the amine component is an amino acid, see Agababayan, A.G.; Gevorgyan, G.A.; Mndzhoyan, O.L. *Russ. Chem. Rev.* **1982**, *51*, 387.

³⁹⁴Hellmann, H. *Angew. Chem.* **1957**, *69*, 463; *Newer Methods Prep. Org. Chem.* **1963**, *2*, 277.

³⁹⁵Gadhwal, S.; Baruah, M.; Prajapati, D.; Sandhu, J.S. *Synlett* **2000**, 341.

³⁹⁶El Kaim, L.; Grimaud, L.; Perroux, Y.; Tirla, C. *J. Org. Chem.* **2003**, *68*, 8733.

³⁹⁷Qian, C.; Gao, F.; Chen, R. *Tetrahedron Lett.* **2001**, *42*, 4673. See Baer, H.H.; Urbas, L., in Feuer, H. *The Chemistry of the Nitro and Nitroso Groups*, Wiley, NY, **1970**, pp. 117–130.

³⁹⁸see Massy, D.J.R. *Synthesis* **1987**, 589; Dronov, V.I.; Nikitin, Yu.E. *Russ. Chem. Rev.* **1985**, *54*, 554

³⁹⁹Bur, S.; Martin, S.F. *Tetrahedron* **2001**, *57*, 3221. For a review, see Martin, S.F. *Acc. Chem. Res.* **2002**, *35*, 895.

Another type of pre-formed reagent (**28**) has been used to carry out diastereoselective Mannich reactions. The lithium salts **27** are treated with TiCl_4 to give **28**, which is then treated with the enolate of a ketone.⁴⁰⁷ The palladium catalyzed Mannich reaction of enol ethers to imines is also known.⁴⁰⁸ The reaction of silyl enol ethers and imines is catalyzed by HBF_4 in aqueous methanol.⁴⁰⁹ Similarly, silyl enol ethers react with aldehydes and aniline in the presence of InCl_3 to give the β -amino ketone.⁴¹⁰ Imines react on Montmorillonite K10 clay and microwave irradiation gives β -amino esters.⁴¹¹ Enol ethers react similarly in the presence of $\text{Yb}(\text{OTf})_3$.⁴¹²

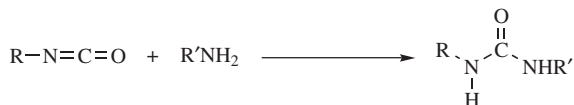
Enantioselective Mannich reactions are known.⁴¹³ The most common method uses a chiral catalyst, including proline,⁴¹⁴ proline derivatives or proline analogs.⁴¹⁵ Chiral diamine⁴¹⁶ or phosphine-imine⁴¹⁷ ligands have been used. Chiral auxiliaries on the carbonyl fragment can be used.⁴¹⁸ Chiral imines, in the form of chiral hydrazones have been used with silyl enol ethers and a scandium catalyst.⁴¹⁹ Chiral amine react with aldehydes, with silyl enol ethers and an InCl_3 catalyst in ionic liquids, to give the Mannich product with good enantioselectivity.⁴²⁰

Also see, **11-22**.

OS **III**, 305; **IV**, 281, 515, 816; **VI**, 474, 981, 987; **VII**, 34. See also, OS **VIII**, 358.

16-20 The Addition of Amines to Isocyanates

N-Hydro-*C*-alkylamino-addition



⁴⁰⁷Seebach, D.; Schiess, M.; Schweizer, W.B. *Chimia* **1985**, *39*, 272. See also, Heaney, H.; Papageorgiou, G.; Wilkins, R.F. *J. Chem. Soc., Chem. Commun.* **1988**, 1161; Katritzky, A.R.; Harris, P.A. *Tetrahedron* **1990**, *46*, 987.

⁴⁰⁸For a discussion of the mechanism, see Fujii, A.; Hagiwara, E.; Sodeoka, M. *J. Am. Chem. Soc.* **1999**, *121*, 5450.

⁴⁰⁹Akiyama, T.; Takaya, J.; Kagoshima, H. *Synlett* **1999**, 1045; Akiyama, T.; Takaya, J.; Kagoshima, H. *Tetrahedron Lett.* **2001**, *42*, 4025.

⁴¹⁰Loh, T.-P.; Wei, L.L. *Tetrahedron Lett.* **1998**, *39*, 323.

⁴¹¹Texier-Boulet, F.; Latouche, R.; Hamelin, J. *Tetrahedron Lett.* **1993**, *34*, 2123.

⁴¹²Kobayashi, S.; Ishitani, H. *J. Chem. Soc., Chem. Commun.* **1995**, 1379.

⁴¹³For a review, see Córdova, A. *Acc. Chem. Res.* **2004**, *37*, 102.

⁴¹⁴List, B.; Pojarliev, P.; Biller, W.T.; Martin, H.J. *J. Am. Chem. Soc.* **2004**, *124*, 827; Ibrahim, I.; Casas, J.; Córdova, A. *Angew. Chem. Int. Ed.* **2004**, *43*, 6528.

⁴¹⁵Notz, W.; Sakthivel, K.; Bui, T.; Zhong, G.; Barbas III, C.F. *Tetrahedron Lett.* **2000**, *42*, 199.

⁴¹⁶Kobayashi, S.; Hamada, T.; Manabe, K. *J. Am. Chem. Soc.* **2002**, *124*, 5640; Trost, B.M.; Terrell, C.R. *J. Am. Chem. Soc.* **2003**, *125*, 338.

⁴¹⁷Josephsohn, N.S.; Snapper, M.L.; Hoveyda, A.H. *J. Am. Chem. Soc.* **2004**, *126*, 3734.

⁴¹⁸Hata, S.; Iguchi, M.; Iwasawa, T.; Yamada, K.-i.; Tomioka, K. *Org. Lett.* **2004**, *6*, 1721.

⁴¹⁹Jacobsen, M.F.; Ionita, L.; Skrydstrup, T. *J. Org. Chem.* **2004**, *69*, 4792.

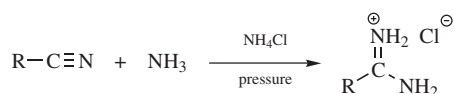
⁴²⁰In bmim BF_4 , 1-butyl-3-methylimidazolium tetrafluoroborate: Sun, W.; Xia, C.-G.; Wang, H.-W. *Tetrahedron Lett.* **2003**, *44*, 2409.

Ammonia and primary and secondary amines can be added to isocyanates⁴²¹ to give substituted ureas.⁴²² Isothiocyanates give thioureas.⁴²³ This is an excellent method for the preparation of ureas and thioureas, and these compounds are often used as derivatives for primary and secondary amines. Isocyanic acid (HNCO) also gives the reaction; usually its salts (e.g., NaNCO) are used. Wöhler's famous synthesis of urea involved the addition of ammonia to a salt of this acid.⁴²⁴

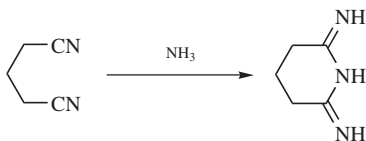
OS II, 79; III, 76, 617, 735; IV, 49, 180, 213, 515, 700; V, 555, 801, 802, 967; VI, 936, 951; VIII, 26.

16-21 The Addition of Ammonia or Amines to Nitriles

N-Hydro-C-amino-addition



Unsubstituted amidines (in the form of their salts) can be prepared by addition of ammonia to nitriles.⁴²⁵ Many amidines have been made in this way. Dinitriles of suitable chain length can give imidines:⁴²⁶



Primary and secondary amines can be used instead of ammonia, to give substituted amidines, but only if the nitrile contains electron-withdrawing groups; for example, Cl_3CCN gives the reaction. Ordinary nitriles do not react, and, in fact, acetonitrile is often used as a solvent in this reaction.⁴²⁷ Ordinary nitriles can be converted to amidines by treatment with an alkylchloroaluminum amide, $\text{MeAl}(\text{Cl})\text{NR}_2$ ($\text{R} = \text{H}$ or Me).⁴²⁸ The addition of ammonia to cyanamide (NH_2CN) gives guanidine, $(\text{NH}_2)_2\text{C}=\text{NH}$. Guanidines can also be formed from amines.⁴²⁹

⁴²¹For a review of the mechanism, see Satchell, D.P.N.; Satchell, R.S. *Chem. Soc. Rev.* **1975**, *4*, 231.

⁴²²For a review of substituted ureas, see Vishnyakova, T.P.; Golubeva, I.A.; Glebova, E.V. *Russ. Chem. Rev.* **1985**, *54*, 249.

⁴²³Herr, R.J.; Kuhler, J.L.; Meckler, H.; Opalka, C.J. *Synthesis* **2000**, 1569.

⁴²⁴For a history of the investigation of the mechanism of the Wöhler synthesis, see Shorter, J. *Chem. Soc. Rev.* **1978**, *7*, 1. See also, Williams, A.; Jencks, W.P. *J. Chem. Soc. Perkin Trans. 2* **1974**, 1753, 1760; Hall, K.J.; Watts, D.W. *Aust. J. Chem.* **1977**, *30*, 781, 903.

⁴²⁵For reviews of amidines, see Granik, V.G. *Russ. Chem. Rev.* **1983**, *52*, 377; Gautier, J.; Miocque, M.; Farnoux, C.C., in Patai, S. *The Chemistry of Amidines and Imidates*, Wiley, NY, **1975**, pp. 283–348.

⁴²⁶Elvidge, J.A.; Linstead, R.P.; Salaman, A.M. *J. Chem. Soc.* **1959**, 208.

⁴²⁷Grivas, J.C.; Taurins, A. *Can. J. Chem.* **1961**, *39*, 761.

⁴²⁸Garigipati, R.S. *Tetrahedron Lett.* **1990**, *31*, 1969.

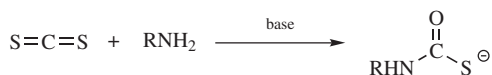
⁴²⁹Dräger, G.; Solodenko, W.; Messinger, J.; Schön, U.; Kirschning, A. *Tetrahedron Lett.* **2002**, *43*, 1401.

If water is present, in the presence of a ruthenium catalyst⁴³⁰ or a platinum catalyst,⁴³¹ the addition of a primary or secondary amine to a nitrile gives an amide: $\text{RCN} + \text{R}^1\text{NHR}^2 + \text{H}_2\text{O} \rightarrow \text{RCONR}^1\text{R}^2 + \text{NH}_3$ (R^2 may be H). When benzonitrile reacts with $\text{H}_2\text{PO}_3\text{Se}^-$ in aqueous methanol, a selenoamide, $\text{PhC}=\text{Se}(\text{NH}_2)$, is formed after treatment with aq. potassium carbonate.⁴³²

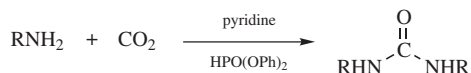
OS **I**, 302 [but also see OS **V**, 589]; **IV**, 245, 247, 515, 566, 769. See also, OS **V**, 39.

16-22 The Addition of Amines to Carbon Disulfide and Carbon Dioxide

S-Metallo-C-alkylamino-addition



Salts of dithiocarbamic acid can be prepared by the addition of primary or secondary amines to carbon disulfide.⁴³³ This reaction is similar to **16-10**. Hydrogen sulfide can be eliminated from the product, directly or indirectly, to give isothiocyanates (RNCS). Isothiocyanates can be obtained directly by the reaction of primary amines and CS_2 in pyridine in the presence of dicyclohexylcarbodiimide.⁴³⁴ Aniline derivatives react with CS_2 and NaOH , and then ethyl chloroformate to give the aryl isothiocyanate.⁴³⁵ In the presence of diphenyl phosphite and pyridine, primary amines add to CO_2 and to CS_2 to give, respectively, symmetrically substituted ureas and thioureas.⁴³⁶ Isoselenoureas, $\text{R}_2\text{NC}(=\text{NR}^1)\text{SeR}^2$, can also be formed.⁴³⁷



OS **I**, 447; **III**, 360, 394, 599, 763; **V**, 223.

⁴³⁰Murahashi, S.; Naota, T.; Saito, E. *J. Am. Chem. Soc.* **1986**, *108*, 7846.

⁴³¹Cobley, C.J.; van den Heuvel, M.; Abbadi, A.; de Vries, J.G. *Tetrahedron Lett.* **2000**, *41*, 2467.

⁴³²Kamiński, R.; Glass, R.S.; Skowrońska, A. *Synthesis* **2001**, 1308.

⁴³³For reviews, see Dunn, A.D.; Rudorf, W. *Carbon Disulfide in Organic Chemistry*, Ellis Horwood, Chichester, **1989**, pp. 226–315; Katritzky, A.R.; Faid-Allah, H.; Marson, C.M. *Heterocycles* **1987**, *26*, 1657; Yokoyama, M.; Imamoto, T. *Synthesis* **1984**, 797, see pp. 804–812. For a review of the addition of heterocyclic amines to CO_2 to give, for example, salts of pyrrole-1-carboxylic acid, see Katritzky, A.R.; Marson, C.M.; Faid-Allah, H. *Heterocycles* **1987**, *26*, 1333.

⁴³⁴Jochims, J.C. *Chem. Ber.* **1968**, *101*, 1746. For other methods, see Sakai, S.; Fujinami, T.; Aizawa, T. *Bull. Chem. Soc. Jpn.* **1975**, *48*, 2981; Gittos, M.W.; Davies, R.V.; Iddon, B.; Suschitzky, H. *J. Chem. Soc. Perkin Trans. 1* **1976**, 141; Shibanuma, T.; Shiono, M.; Mukaiyama, T. *Chem. Lett.* **1977**, 573; Molina, P.; Alajarin, M.; Arques, A. *Synthesis* **1982**, 596.

⁴³⁵Li, Z.; Qian, X.; Liu, Z.; Li, Z.; Song, G. *Org. Prep. Proceed. Int.* **2000**, *32*, 571.

⁴³⁶Yamazaki, N.; Higashi, F.; Iguchi, T. *Tetrahedron Lett.* **1974**, 1191. For other methods for the conversion of amines and CO_2 to ureas, see Ogura, H.; Takeda, K.; Tokue, R.; Kobayashi, T. *Synthesis* **1978**, 394; Fournier, J.; Bruneau, C.; Dixneuf, P.H.; Lécolier, S. *J. Org. Chem.* **1991**, *56*, 4456. See Chiarotto, I.; Feroci, M. *J. Org. Chem.* **2003**, *68*, 7137; Lemoucheux, L.; Rouden, J.; Ibazizene, M.; Sobrio, F.; Lasne, M.-C. *J. Org. Chem.* **2003**, *68*, 7289.

⁴³⁷Asanuma, Y.; Fujiwara, S.-i.; Shi-ike, T.; Kambe, N. *J. Org. Chem.* **2004**, *69*, 4845.

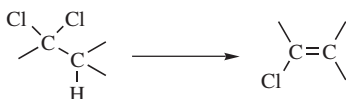
E. Halogen Nucleophiles

16-23 The Formation of *gem*-Dihalides from Aldehydes and Ketones

Dihalo-de-oxo-bisubstitution

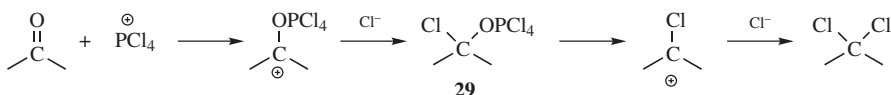


Aliphatic aldehydes and ketones can be converted to *gem*-dichlorides⁴³⁸ by treatment with PCl₅. The reaction fails for perhalo ketones.⁴³⁹ If the aldehyde or ketone has an α hydrogen, elimination of HCl may follow and a vinylic chloride is a frequent side product:⁴⁴⁰



or even the main product.⁴⁴¹ The PBr₅ does not give good yields of *gem*-dibromides,⁴⁴² but these can be obtained from aldehydes, by the use of Br₂ and triphenyl phosphite.⁴⁴³ *gem*-Dichlorides can be prepared by reacting an aldehyde with BiCl₃.⁴⁴⁴

The mechanism of *gem*-dichloride formation involves initial attack on PCl₄⁺ (which is present in solid PCl₅) at the oxygen, followed by addition of Cl⁻ to the carbon:⁴⁴⁵



This chloride ion may come from PCl₆⁻ (which is also present in solid PCl₅). There follows a two-step S_N1 process. Alternatively, **29** can be converted to the product without going through the chlorocarbocation, by an S_Ni process.

This reaction has sometimes been performed on carboxylic esters, though these compounds very seldom undergo any addition to the C=O bond. An example is the conversion of F₃CCOOPh to F₃CCCl₂OPh.⁴⁴⁶ However, formates commonly give the reaction.

⁴³⁸For a list of reagents that convert aldehydes and ketones to *gem*-dihalides or vinylic halides, with references, see Larock, R.C. *Comprehensive Organic Transformations*, 2nd ed., Wiley-VCH, NY, **1999**, pp. 719–722.

⁴³⁹Farah, B.S.; Gilbert, E.E. *J. Org. Chem.* **1965**, *30*, 1241.

⁴⁴⁰See, for example, Nikolenko, L.N.; Popov, S.I. *J. Gen. Chem. USSR* **1962**, *32*, 29.

⁴⁴¹See, for example, Newman, M.S.; Fraenkel, G.; Kim, W.N. *J. Org. Chem.* **1963**, *28*, 1851.

⁴⁴²For an indirect method of converting ketones to *gem*-dibromides, see Napolitano, E.; Fiaschi, R.; Mastrorilli, E. *Synthesis* **1986**, 122.

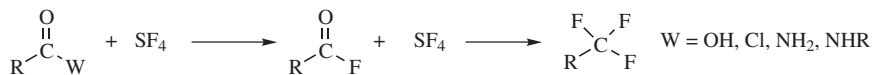
⁴⁴³Hoffmann, R.W.; Bovicelli, P. *Synthesis* **1990**, 657. See also, Lansinger, J.M.; Ronald, R.C. *Synth. Commun.* **1979**, *9*, 341.

⁴⁴⁴Kabalka, G.W.; Wu, Z. *Tetrahedron Lett.* **2000**, *41*, 579.

⁴⁴⁵Newman, M.S. *J. Org. Chem.* **1969**, *34*, 741.

⁴⁴⁶Kirsanov, A.V.; Molosnova, V.P. *J. Gen. Chem. USSR* **1958**, *28*, 31; Clark, R.F.; Simons, J.H. *J. Org. Chem.* **1961**, *26*, 5197.

Many aldehydes and ketones have been converted to *gem*-difluoro compounds with sulfur tetrafluoride SF₄,⁴⁴⁷ including quinones, which give 1,1,4,4-tetrafluorocyclohexadiene derivatives. With ketones, yields can be raised and the reaction temperature lowered, by the addition of anhydrous HF.⁴⁴⁸ Carboxylic acids, acyl chlorides, and amides react with SF₄ to give 1,1,1-trifluorides. In these cases the first product is the acyl fluoride, which then undergoes the *gem*-difluorination reaction:



The acyl fluoride can be isolated. Carboxylic esters also give trifluorides, but more vigorous conditions are required. In this case, the carbonyl group of the ester is attacked first, and RCF₂OR' can be isolated from RCOOR'⁴⁴⁹ and then converted to the trifluoride. Anhydrides can react in either manner. Both types of intermediate are isolable under the right conditions and SF₄ even converts carbon dioxide to CF₄. A disadvantage of reactions with SF₄ is that they require a pressure vessel lined with stainless steel. Selenium tetrafluoride SeF₄ gives similar reactions, but atmospheric pressure and ordinary glassware can be used.⁴⁵⁰ Another reagent that is often used to convert aldehydes and ketones to *gem*-difluorides is the commercially available diethylaminosulfur trifluoride (DAST, Et₂NSF₃), and CF₂Br₂ in the presence of zinc.⁴⁵¹ The mechanism with SF₄ is probably similar in general nature, if not in specific detail, to that with PCl₅.

Treatment with hydrazine to give the hydrazone, and then CuBr₂/*t*-BuOLi, generated the *gem*-dibromide.⁴⁵² Oximes gives *gem*-dichlorides upon treatment with chlorine and BF₃·OEt₂, and then HCl.⁴⁵³ Some dithianes can be converted to *gem*-difluorides with a mixture of fluorine and iodine in acetonitrile.⁴⁵⁴ Oximes give *gem*-difluorides with NO⁺BF₄⁻ and pyridinium polyhydrogen fluoride.⁴⁵⁵

In a related process, α -halo ethers can be prepared by treatment of aldehydes and ketones with an alcohol and HX. The reaction is applicable to aliphatic aldehydes and ketones and to primary and secondary alcohols. The addition of HX to an aldehyde or ketone gives α -halo alcohols, which are usually unstable, although exceptions are known, especially with perfluoro and perchloro species.⁴⁵⁶

⁴⁴⁷For reviews, see Wang, C.J. *Org. React.* **1985**, *34*, 319; Boswell, Jr., G.A.; Ripka, W.C.; Scribner, R.M.; Tullock, C.W. *Org. React.* **1974**, *21*, 1.

⁴⁴⁸Muratov, N.N.; Mohamed, N.M.; Kunshenko, B.V.; Burmakov, A.I.; Alekseeva, L.A.; Yagupol'skii, L.M. *J. Org. Chem. USSR* **1985**, *21*, 1292.

⁴⁴⁹For methods of converting RCOOR' to RCF₂OR', see Boguslavskaya, L.S.; Panteleeva, I.Yu.; Chuvatkin, N.N. *J. Org. Chem. USSR* **1982**, *18*, 198; Bunnelle, W.H.; McKinnis, B.R.; Narayanan, B.A. *J. Org. Chem.* **1990**, *55*, 768.

⁴⁵⁰Olah, G.A.; Nojima, M.; Kerekes, I. *J. Am. Chem. Soc.* **1974**, *96*, 925.

⁴⁵¹Hu, C.-M.; Qing, F.-L.; Shen, C.-X. *J. Chem. Soc. Perkin Trans. 1* **1993**, 335.

⁴⁵²Takeda, T.; Sasaki, R.; Nakamura, A.; Yamauchi, S.; Fujiwara, T. *Synlett* **1996**, 273.

⁴⁵³Tordeux, M.; Boumizane, K.; Wakselman, C. *J. Org. Chem.* **1993**, *58*, 1939.

⁴⁵⁴Chambers, R.D.; Sandford, G.; Atherton, M. *J. Chem. Soc., Chem. Commun.* **1995**, 177.

⁴⁵⁵York, C.; Prakash, G.K.S.; Wang, Q.; Olah, G.A. *Synlett* **1994**, 425.

⁴⁵⁶For example, see Andreades, S.; England, D.C. *J. Am. Chem. Soc.* **1961**, *83*, 4670; Clark, D.R.; Emsley, J.; Hibbert, F. *J. Chem. Soc. Perkin Trans. 2* **1988**, 1107.

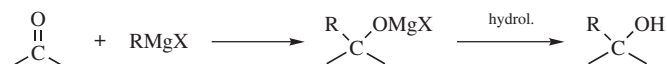
Aromatic aldehydes are converted to benzylic bromides with dibromoboranes, such as *c*-C₆H₁₁BBr₂.⁴⁵⁷ Aldehydes are converted directly to benzylic chlorides with HSiMe₂Cl and an In(OH)₃ catalyst.⁴⁵⁸ The reaction of BuBCl₂ and oxygen gives alkylation (**16-25**) and chlorination.⁴⁵⁹

OS II, 549; V, 365, 396, 1082; VI, 505, 845; VIII, 247. Also see OS I, 506. For α -halo-ethers, see OS I, 377; IV, 101 (see, however, OS V, 218), 748; VI, 101.

F. Attack at Carbon by Organometallic Compounds⁴⁶⁰

16-24 The Addition of Grignard Reagents and Organolithium Reagents to Aldehydes and Ketones

O-Hydro-C-alkyl-addition



Organomagnesium compounds, commonly known as Grignard reagents (RMgX), are formed by the reaction of alkyl, vinyl, or aryl halides with magnesium metal, usually in ether solvents such as diethyl ether or THF (**12-38**), although the reaction can be done in water⁴⁶¹ under certain conditions. Halogen–magnesium exchange generates a Grignard reagent by reaction of aryl halides with reactive aliphatic Grignard reagents.⁴⁶² The addition of Grignard reagents to aldehydes and ketones⁴⁶³ is known as the *Grignard reaction*.⁴⁶⁴ The initial product is a magnesium alkoxide, requiring a hydrolysis step to generate the final alcohol product. Formaldehyde gives primary alcohols; other aldehydes give secondary alcohols; and ketones give tertiary alcohols. The reaction is of very broad scope. In many cases, the hydrolysis step is carried out with dilute HCl or H₂SO₄, but this cannot be done for tertiary alcohols in which at least one R group is alkyl because such alcohols are easily dehydrated under acidic conditions (**17-1**). In such cases (and often for other alcohols as well), an aqueous solution of ammonium chloride is used instead of a strong acid. Grignard reagents have been used in solid phase synthesis.⁴⁶⁵

⁴⁵⁷Kabalka, G.W.; Wu, Z.; Ju, Y. *Tetrahedron Lett.* **2000**, *41*, 5161.

⁴⁵⁸Onishi, Y.; Ogawa, D.; Yasuda, M.; Baba, A. *J. Am. Chem. Soc.* **2002**, *124*, 13690.

⁴⁵⁹Kabalka, G.W.; Wu, Z.; Ju, Y. *Tetrahedron Lett.* **2001**, *42*, 6239.

⁴⁶⁰Discussions of most of the reactions in this section are found, in Hartley, F.R.; Patai, S. *The Chemistry of the Metal-Carbon Bond*, Vols. 2–4, Wiley, NY, **1985–1987**.

⁴⁶¹Li, C.-J. *Tetrahedron* **1996**, *52*, 5643.

⁴⁶²Song, J.J.; Yee, N.K.; Tan, Z.; Xu, J.; Kapadia, S.R.; Senanayake, C.H. *Org. Lett.* **2004**, *6*, 4905.

⁴⁶³For a discussion of the effect of addends on aggregation and reactivity, see Leung, S.S.-W.; Streitwieser, A. *J. Org. Chem.* **1999**, *64*, 3390.

⁴⁶⁴For reviews of the addition of organometallic compounds to carbonyl groups, see Eicher, T., in Patai, S. *The Chemistry of the Carbonyl Group*, pt. 1, Wiley, NY, **1966**, pp. 621–693; Kharasch, M.S.; Reinmuth, O. *Grignard Reactions of Nonmetallic Substances*, Prentice-Hall: Englewood Cliffs, NJ, **1954**, pp. 138–528. For a review of reagents that extend carbon chains by three carbons, with some functionality at the new terminus, see Stowell, J.C. *Chem. Rev.* **1984**, *84*, 409. For a computational study of this reaction, see Yamazaki, S.; Yamabe, S. *J. Org. Chem.* **2002**, *67*, 9346.

⁴⁶⁵Fránzén, R.G. *Tetrahedron* **2000**, *56*, 685.

Alternative methods to generate the arylmagnesium compound are available, including the reaction of an aryl bromide with Bu_3MgLi in THF.⁴⁶⁶ Subsequent addition of an aldehyde leads to addition of the aryl group to form an alcohol. An interesting method to form an alkylmagnesium halide used dibutylmagnesium (Bu_2Mg) and a chiral diamine, and subsequent reaction with an aldehyde led to the alcohol derived from acyl addition of a butyl group with good enantioselectivity.⁴⁶⁷

Organolithium reagents (RLi), prepared from alkyl halides and lithium metal or by exchange of an alkyl halide with a reactive organolithium (**12-38**) react with aldehydes and ketones by acyl addition to give the alcohol,⁴⁶⁸ after hydrolysis. Organolithium reagents are more basic than the corresponding Grignard reagent, which leads to problems of deprotonation in some cases. Organolithium reagents are generally more nucleophilic, and can add to hindered ketones with relative ease when compared to the analogous Grignard reagent.⁴⁶⁹ These reagents tend to form aggregates, which influences the reactivity and selectivity of the addition reaction.⁴⁷⁰ Alkyl, vinyl⁴⁷¹ and aryl organolithium reagents can be prepared and undergo this reaction. Structural variations are also possible. A lithio-epoxide was formed by treating an epoxide with *sec*-butyllithium in the presence of sparteine,⁴⁷² or with *n*-butyllithium/TMEDA,⁴⁷³ and subsequent reaction with an aldehyde led to an epoxy alcohol. Treatment of an allenic silyl enol ether ($\text{R}_3\text{SiOC}=\text{C}=\text{C}$) with *tert*-butyllithium and then a ketone leads to acyl addition of a vinylolithium reagents to give a product with a conjugated ketone in which the $\text{C}=\text{C}$ is allylic to the alcohol, $\text{R}_3\text{SiC}(\text{=O})\text{C}(\text{=CH}_2)\text{—C}(\text{OH})\text{R}_2$.⁴⁷⁴ The dilithio compound $\text{LiC}\equiv\text{CCH}_2\text{Li}$ reacts with ketones via acyl addition, and an interesting workup with formaldehyde and then aqueous ammonium chloride gave the homopropargyl alcohol, $\text{R}_2\text{C}(\text{OH})\text{CH}_2\text{C}\equiv\text{CH}$.⁴⁷⁵ Aryl sulfonamides can be treated with 2 equivalents of *n*-butyllithium to give an ortho aryllithium which can then be added to an aldehyde to give the resulting diaryl carbinol.⁴⁷⁶ A very interesting variation of the fundamental acyl addition reaction of organolithium reagents treated an aldehyde with an acyl-lithio amide, $\text{LiC}(\text{=O})\text{N}(\text{Me})\text{CH}_2\text{Me}$, to give an α -hydroxy amide derivative.⁴⁷⁷

The reaction of aldehydes or ketones with alkyl and aryl Grignard reagents has also been done without preliminary formation of RMgX , by mixing RX the carbonyl compound and magnesium metal in an ether solvent. This approach

⁴⁶⁶Inoue, A.; Kitagawa, K.; Shinokubo, H.; Oshima, K. *J. Org. Chem.* **2001**, *66*, 4333.

⁴⁶⁷Yong, K.H.; Taylor, N.J.; Chong, J.M. *Org. Lett.* **2002**, *4*, 3553.

⁴⁶⁸For a study of Hammett ρ values for this reaction, see Maclin, K.M.; Richey Jr., H.G. *J. Org. Chem.* **2002**, *67*, 4370.

⁴⁶⁹Lecomte, V.; Stéphan, E.; Le Bideau, F.; Jaouen, G. *Tetrahedron* **2003**, *59*, 2169.

⁴⁷⁰See Fressigné, C.; Maddaluno, J.; Marquez, A.; Giessner-Pretre, C. *J. Org. Chem.* **2000**, *65*, 8899; Granander, J.; Sott, R.; Hilmersson, G. *Tetrahedron* **2002**, *58*, 4717.

⁴⁷¹For a discussion of selectivity, see Spino, C.; Granger, M.-C.; Tremblay, M.-C. *Org. Lett.* **2002**, *4*, 4735.

⁴⁷²Hodgson, D.M.; Reynolds, N.J.; Coote, S.J. *Org. Lett.* **2004**, *6*, 4187.

⁴⁷³Florio, S.; Aggarwal, V.; Salomone, A. *Org. Lett.* **2004**, *6*, 4191.

⁴⁷⁴Stergiades, I.A.; Tius, M.A. *J. Org. Chem.* **1999**, *64*, 7547.

⁴⁷⁵Cabezas, J.A.; Pereira, A.R.; Amey, A. *Tetrahedron Lett.* **2001**, *42*, 6819.

⁴⁷⁶Stanetty, P.; Emerschitz, T. *Synth. Commun.* **2001**, *31*, 961.

⁴⁷⁷Cunico, R.F. *Tetrahedron Lett.* **2002**, *43*, 355.

preceded Grignard's work, and is now known as the *Barbier reaction*.⁴⁷⁸ The organolithium analog of this process is also known.⁴⁷⁹ Yields were generally satisfactory. Carboxylic ester, nitrile, and imide groups in the R are not affected by the reaction conditions.⁴⁸⁰ Modern versions of the Barbier reaction employ other metals and/or reaction conditions, and will be discussed in **16-25**. A retro-Barbier reaction has been reported in which a cyclic tertiary alcohol was treated to an excess of bromine and potassium carbonate to give 6-bromo-2-hexanone from 1-methylcyclopentanol.⁴⁸¹ This section will focus on variations of the Barbier reaction that employ Mg or Li derivatives. The reaction of allyl iodide, benzaldehyde and Mg/I₂, for example, gave the acyl addition product 1-phenylbut-3-en-1-ol.⁴⁸²

The reaction of RMgX or RLi with α,β -unsaturated aldehydes or ketones can proceed via 1,4-addition as well as normal 1,2-addition (see **15-25**).⁴⁸³ In general, alkyllithium reagents give less 1,4-addition than the corresponding Grignard reagents.⁴⁸⁴ Quinones add Grignard reagents on one or both sides or give 1,4-addition. In a compound containing both an aldehyde and a ketone it is possible to add RMgX chemoselectively to the aldehyde without significantly disturbing the carbonyl of the ketone group⁴⁸⁵ (see also, p. 1306). In conjunction with BeCl₂, organolithium reagents add to conjugated ketones. In THF, 1,4- addition is observed, but in diethyl ether the 1,2-addition product is formed.⁴⁸⁶ Organocerium reagents, generated from cerium chloride (CeCl₃) and a Grignard reagent or an organolithium reagent) gives an organometallic reagent that adds chemoselectively.⁴⁸⁷ Grignard reagents with a catalytic amount of InCl₃ to give a mixture of 1,2- and 1,4-addition products with the 1,4-product predominating, but there was an increased 1,2-addition relative to the uncatalyzed reaction.⁴⁸⁸

As with the reduction of aldehydes and ketones (**19-36**), the addition of organometallic compounds to these substrates can be carried out enantioselectively and diastereoselectively.⁴⁸⁹ Chiral secondary alcohols have been obtained with high

⁴⁷⁸ Barbier, P. *Compt. Rend.*, **1899**, 128, 110. For a review, with Mg, Li, and other metals, see Blomberg, C.; Hartog, F.A. *Synthesis* **1977**, 18. For a discussion of the mechanism, see Molle, G.; Bauer, P. *J. Am. Chem. Soc.* **1982**, 104, 3481. For a list of Barbier-type reactions, with references, see Larock, R.C. *Comprehensive Organic Transformations*, 2nd ed., Wiley-VCH, NY, **1999**, pp. 1125–1134.

⁴⁷⁹ Guijarro, A.; Yus, M. *Tetrahedron Lett.* **1993**, 34, 3487; de Souza-Barboza, J.D.; Pétrier, C.; Luche, J. *J. Org. Chem.* **1988**, 53, 1212.

⁴⁸⁰ Yeh, M.C.P.; Knochel, P.; Santa, L.E. *Tetrahedron Lett.* **1988**, 29, 3887.

⁴⁸¹ Zhang, W.-C.; Li, C.-J. *J. Org. Chem.* **2000**, 65, 5831.

⁴⁸² Zhang, W.-C.; Li, C.-J. *J. Org. Chem.* **1999**, 64, 3230.

⁴⁸³ For a discussion of the mechanism of this reaction, see Holm, T. *Acta Chem. Scand.* **1992**, 46, 985.

⁴⁸⁴ An example was given on p. \$\$\$.

⁴⁸⁵ Vaskan, R.N.; Kovalev, B.G. *J. Org. Chem. USSR* **1973**, 9, 501.

⁴⁸⁶ Krief, A.; de Vos, M.J.; De Lombart, S.; Bosret, J.; Couty, F. *Tetrahedron Lett.* **1997**, 38, 6295.

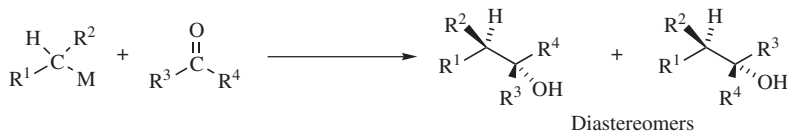
⁴⁸⁷ Bartoli, G.; Marcantoni, E.; Petrini, M. *Angew. Chem. Int. Ed.* **1993**, 32, 1061; Dimitrov, V.; Bratovanov, S.; Simova, S.; Kostova, K. *Tetrahedron Lett.* **1994**, 35, 6713; Greeves, N.; Lyford, L. *Tetrahedron Lett.* **1992**, 33, 4759.

⁴⁸⁸ Kelly, B.G.; Gilheany; D.G. *Tetrahedron Lett.* **2002**, 43, 887.

⁴⁸⁹ For reviews, see Solladié, G., in Morrison, J.D. *Asymmetric Synthesis*, Vol. 2, Academic Press, NY, **1983**, pp. 157–199, 158–183; Nógrádi, M. *Stereoselective Synthesis*, VCH, NY, **1986**, pp. 160–193; Noyori, R.; Kitamura, M. *Angew. Chem. Int. Ed.* **1991**, 30, 49.

enantioselectivity by addition of Grignard and organolithium compounds to aromatic aldehydes, in the presence of optically active amino alcohols as ligands.⁴⁹⁰

Diastereoselective addition⁴⁹¹ has been carried out with achiral reagents and chiral substrates,⁴⁹² similar to the reduction shown on p. 1802.⁴⁹³ Because the attacking atom in this case is carbon, not hydrogen, it is also possible to get diastereoselective addition with an achiral substrate and an optically active reagent.⁴⁹⁴ Use of suitable reactants creates, in the most general case, two new stereogenic centers, so the product can exist as two pairs of enantiomers:



Even if the organometallic compound is racemic, it still may be possible to get a diastereoselective reaction; that is, one pair of enantiomers is formed in greater amount than the other.⁴⁹⁵

In some cases, the Grignard reaction can be performed intramolecularly.⁴⁹⁶ For example, treatment of 5-bromo-2-pentanone with magnesium and a small amount

⁴⁹⁰Mukaiyama, T.; Soai, K.; Sato, T.; Shimizu, H.; Suzuki, K. *J. Am. Chem. Soc.* **1979**, *101*, 1455; Mazaleyra, J.; Cram, D.J. *J. Am. Chem. Soc.* **1981**, *103*, 4585; Eleveld, M.B.; Hogeveen, H. *Tetrahedron Lett.* **1984**, *25*, 5187; Schön, M.; Naef, R. *Tetrahedron Asymmetry* **1999**, *10*, 169; Arvidsson, P.I.; Davidsson, Ö.; Hilmersson, G. *Tetrahedron Asymmetry* **1999**, *10*, 527.

⁴⁹¹For a review, see Yamamoto, Y.; Maruyama, K. *Heterocycles* **1982**, *18*, 357. For a discussion of facial selectivity, see Tomoda, S.; Senju, T. *Tetrahedron* **1999**, *55*, 3871. See Schulze, V.; Nell, P.G.; Burton, A.; Hoffmann, R.W. *J. Org. Chem.* **2003**, *68*, 4546.

⁴⁹²For a review of cases in which the substrate bears a group that can influence the diastereoselectivity by chelating with the metal, see Reetz, M.T. *Angew. Chem. Int. Ed.* **1984**, *23*, 556. See also, Keck, G.E.; Castellino, S. *J. Am. Chem. Soc.* **1986**, *108*, 3847.

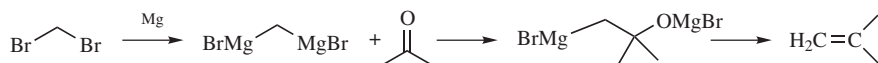
⁴⁹³See, for example, Eliel, E.L.; Morris-Natschke, S. *J. Am. Chem. Soc.* **1984**, *106*, 2937; Reetz, M.T.; Steinbach, R.; Westermann, J.; Peter, R.; Wenderoth, B. *Chem. Ber.* **1985**, *118*, 1441; Yamamoto, Y.; Matsuoka, K. *J. Chem. Soc., Chem. Commun.* **1987**, 923; Boireau, G.; Deberly, A.; Abenhaïm, D. *Tetrahedron Lett.* **1988**, *29*, 2175; Page, P.C.B.; Westwood, D.; Slawin, A.M.Z.; Williams, D.J. *J. Chem. Soc. Perkin Trans. 1* **1989**, 1158; Soai, K.; Niwa, S.; Hatanaka, T. *Bull. Chem. Soc. Jpn.* **1990**, *63*, 2129. For examples in which both reactants were chiral, see Roush, W.R.; Halterman, R.L. *J. Am. Chem. Soc.* **1986**, *108*, 294; Hoffmann, R.W.; Dresely, S.; Hildebrandt, B. *Chem. Ber.* **1988**, *121*, 2225; Paquette, L.A.; Learn, K.S.; Romine, J.L.; Lin, H. *J. Am. Chem. Soc.* **1988**, *110*, 879; Brown, H.C.; Bhat, K.S.; Randad, R.S. *J. Org. Chem.* **1989**, *54*, 1570.

⁴⁹⁴For a review of such reactions with crotylmetallic reagents, see Hoffmann, R.W. *Angew. Chem. Int. Ed.* **1982**, *21*, 555. For a discussion of the mechanism, see Denmark, S.E.; Weber, E.J. *J. Am. Chem. Soc.* **1984**, *106*, 7970. For some examples, see Greeves, N.; Pease, J.E. *Tetrahedron Lett.* **1996**, *37*, 5821; Zweifel, G.; Shoup, T.M. *J. Am. Chem. Soc.* **1988**, *110*, 5578; Gung, B.W.; Smith, D.T.; Wolf, M.A. *Tetrahedron Lett.* **1991**, *32*, 13.

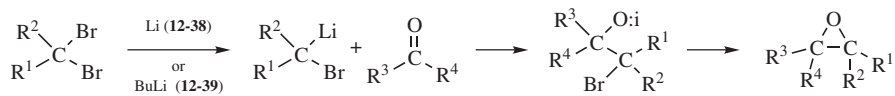
⁴⁹⁵For examples, see Coxon, J.M.; van Eyk, S.J.; Steel, P.J. *Tetrahedron Lett.* **1985**, *26*, 6121; Mukaiyama, T.; Ohshima, M.; Miyoshi, N. *Chem. Lett.* **1987**, 1121; Masuyama, Y.; Takahara, J.P.; Kurusu, Y. *Tetrahedron Lett.* **1989**, *30*, 3437.

⁴⁹⁶For a list of reagents, with references, see Larock, R.C. *Comprehensive Organic Transformations*, 2nd ed., Wiley-VCH, NY, **1999**, pp. 1134–1135.

of mercuric chloride in THF produced 1-methyl-1-cyclobutanol in 60% yield.⁴⁹⁷ Other four- and five-membered ring compounds were also prepared by this procedure. Similar closing of five- and six-membered rings was achieved by treatment of a δ - or ϵ -halocarbonyl compound, not with a metal, but with a dianion derived from nickel tetraphenylporphine.⁴⁹⁸



The *gem*-disubstituted magnesium compounds formed from CH_2Br_2 or CH_2I_2 (**12-38**) react with aldehydes or ketones to give alkenes in moderate-to-good yields.⁴⁹⁹ Wittig type reacts also produce alkenes and are discussed in **16-44**. The reaction could not be extended to other *gem*-dihalides. Similar reactions with *gem*-dimetallic compounds prepared with metals other than magnesium have also produced alkenes.⁵⁰⁰ An interesting variation is the reaction of methyl-lithium and CH_2I_2 with an aliphatic aldehyde to give an epoxide,⁵⁰¹ but this reagent reacted with lactones to give a cyclic hemiketal with a pendant iodomethyl unit.⁵⁰² Alkylidene oxetanes react with lithium, and then with an aldehyde to give a conjugated ketone.⁵⁰³ The α,α -dimetallic derivatives of phenyl sulfones ($\text{PhSO}_2\text{CM}_2\text{R}$) ($\text{M} = \text{Li}$ or Mg) react with aldehydes or ketones $\text{R}'\text{COR}^2$ to give good yields of the α,β -unsaturated sulfones $\text{PhSO}_2\text{CR}=\text{CR}'\text{R}^2$,⁵⁰⁴ which can be reduced with aluminum amalgam (see **10-67**) or with $\text{LiAlH}_4\text{-CuCl}_2$ to give the alkenes $\text{CHR}=\text{CR}'\text{R}^2$.⁵⁰⁵ On the other hand, *gem*-dihalides treated with a carbonyl compound and Li or BuLi give epoxides⁵⁰⁶ (see also, **16-46**).



⁴⁹⁷Leroux, Y. *Bull. Soc. Chim. Fr.* **1968**, 359.

⁴⁹⁸Corey, E.J.; Kuwajima, I. *J. Am. Chem. Soc.* **1970**, *92*, 395. For another method, see Molander, G.A.; McKie, J.A. *J. Org. Chem.* **1991**, *56*, 4112, and references cited therein.

⁴⁹⁹Bertini, F.; Grasselli, P.; Zubiani, G.; Cainelli, G. *Tetrahedron* **1970**, *26*, 1281.

⁵⁰⁰For example, see Zweifel, G.; Steele, R.B. *Tetrahedron Lett.* **1966**, 6021; Cainelli, G.; Bertini, F.; Grasselli, P.; Zubiani, G. *Tetrahedron Lett.* **1967**, 1581; Takai, K.; Hotta, Y.; Oshima, K.; Nozaki, H. *Bull. Chem. Soc. Jpn.* **1980**, *53*, 1698; Knochel, P.; Normant, J.F. *Tetrahedron Lett.* **1986**, *27*, 1039; Barluenga, J.; Fernández-Simón, J.L.; Concellón, J.M.; Yus, M. *J. Chem. Soc., Chem. Commun.* **1986**, 1665; Okazoe, T.; Takai, K.; Utimoto, K. *J. Am. Chem. Soc.* **1987**, *109*, 951; Piotrowski, A.M.; Malpass, D.B.; Boleslawski, M.P.; Eisch, J.J. *J. Org. Chem.* **1988**, *53*, 2829; Tour, J.M.; Bedworth, P.V.; Wu, R. *Tetrahedron Lett.* **1989**, *30*, 3927; Lombardo, L. *Org. Synth.* *65*, 81.

⁵⁰¹Concellón, J.M.; Cuervo, H.; Fernández-Fano, R. *Tetrahedron* **2001**, *57*, 8983.

⁵⁰²Bessieres, B.; Morin, C. *Synlett* **2000**, 1691.

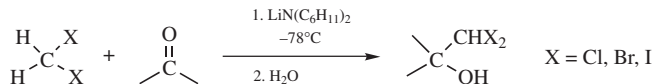
⁵⁰³Hashemsadeh, M.; Howell, A.R. *Tetrahedron Lett.* **2000**, *41*, 1855, 1859.

⁵⁰⁴Pascali, V.; Tangari, N.; Umani-Ronchi, A. *J. Chem. Soc. Perkin Trans. 1* **1973**, 1166.

⁵⁰⁵Pascali, V.; Umani-Ronchi, A. *J. Chem. Soc., Chem. Commun.* **1973**, 351.

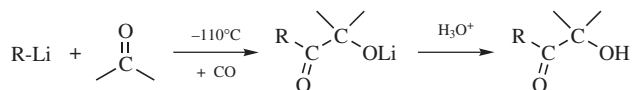
⁵⁰⁶Cainelli, G.; Tangari, N.; Umani-Ronchi, A. *Tetrahedron* **1972**, *28*, 3009, and references cited therein.

In other uses of *gem*-dihalo compounds, aldehydes and ketones add the CH_2I group [$\text{R}_2\text{CO} \rightarrow \text{R}_2\text{C}(\text{OH})\text{CH}_2\text{I}$] when treated with CH_2I_2 in the presence of SmI_2 ,⁵⁰⁷ and the CHX_2 group when treated with methylene halides and lithium dicyclohexylamide at low temperatures.⁵⁰⁸



A hydroxymethyl group can be added to an aldehyde or ketone with the masked reagent $\text{Me}_2((i\text{Pr})\text{O})\text{SiCH}_2\text{MgCl}$, which with R_2CO gives $\text{R}_2\text{C}(\text{OH})\text{CH}_2\text{Si}(\text{O}(i\text{Pr}))\text{Me}_2$, but with H_2O_2 give 1,2-diols $\text{R}_2\text{C}(\text{OH})\text{CH}_2\text{OH}$.⁵⁰⁹

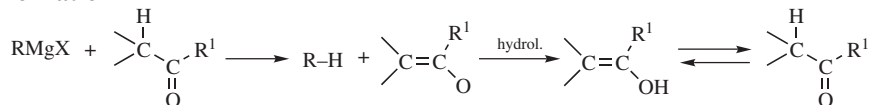
It is possible to add an acyl group to a ketone to give (after hydrolysis) an α -hydroxy ketone.⁵¹⁰ This can be done by adding RLi and CO to the ketone at -110°C :⁵¹¹



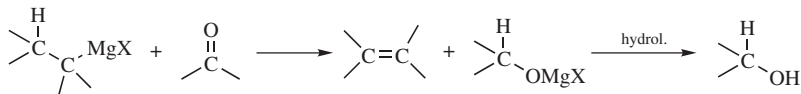
When the same reaction is carried out with carboxylic esters ($\text{R}'\text{COOR}^2$), α -diketones (RCOCOR') are obtained.⁵¹¹

Most aldehydes and ketones react with most Grignard reagents, but there are several potential side reactions⁵¹² that occur mostly with hindered ketones and with bulky Grignard reagents. The two most important of these are *enolization* and *reduction*. The former requires that the aldehyde or ketone have an α hydrogen, and the latter requires that the Grignard reagent have a β hydrogen:

Enolization



Reduction



⁵⁰⁷Imamoto, T.; Takeyama, T.; Koto, H. *Tetrahedron Lett.* **1986**, 27, 3243.

⁵⁰⁸Taguchi, H.; Yamamoto, H.; Nozaki, H. *Bull. Chem. Soc. Jpn.* **1977**, 50, 1588.

⁵⁰⁹Tamao, K.; Ishida, N. *Tetrahedron Lett.* **1984**, 25, 4245. For another method, see Imamoto, T.; Takeyama, T.; Yokoyama, M. *Tetrahedron Lett.* **1984**, 25, 3225.

⁵¹⁰For a review, see Seyferth, D.; Weinstein, R.M.; Wang, W.; Hui, R.C.; Archer, C.M. *Isr. J. Chem.* **1984**, 24, 167.

⁵¹¹Seyferth, D.; Weinstein, R.M.; Wang, W. *J. Org. Chem.* **1983**, 48, 1144; Seyferth, D.; Weinstein, R.M.; Wang, W.; Hui, R.C. *Tetrahedron Lett.* **1983**, 24, 4907.

⁵¹²Lajis, N. H.; Khan, M.N.; Hassan, H.A. *Tetrahedron* **1993**, 49, 3405.

Enolization is an acid–base reaction (**12-24**) in which a proton is transferred from the α carbon to the Grignard reagent. The carbonyl compound is converted to its enolate anion form, which, on hydrolysis, gives the original ketone or aldehyde. Enolization is important not only for hindered ketones but also for those that have a relatively high percentage of enol form (e.g., β -keto esters). In reduction, the carbonyl compound is reduced to an alcohol (**16-24**) by the Grignard reagent, which itself undergoes elimination to give an alkene. Two other side reactions are condensation (between enolate ion and excess ketone) and Wurtz-type coupling (**10-64**). Such highly hindered tertiary alcohols as triisopropylcarbinol, tri-*tert*-butylcarbinol, and diisopropylneopentylcarbinol cannot be prepared (or can be prepared only in extremely low yields) by the addition of Grignard reagents to ketones, because reduction and/or enolization become prominent.⁵¹³ However, these carbinols can be prepared by the use of alkyllithium reagents at -80°C ⁵¹⁴ because enolization and reduction are much less important.⁵¹⁵ Other methods of increasing the degree of addition at the expense of reduction include complexing the Grignard reagent with LiClO_4 or $\text{Bu}_4\text{N}^+ \text{Br}^-$,⁵¹⁶ or using benzene or toluene instead of ether as solvent.⁵¹⁷ Both reduction and enolization can be avoided by adding CeCl_3 to the Grignard reagent (see above).⁵¹⁸

Another way to avoid complications is to add $(\text{RO})_3\text{TiCl}$, TiCl_4 ,⁵¹⁹ $(\text{RO})_3\text{ZrCl}$, or $(\text{R}_2\text{N})_3\text{TiX}$ to the Grignard or lithium reagent. This produces organotitanium or organozirconium compounds that are much more selective than Grignard or organolithium reagents.⁵²⁰ An important advantage of these reagents is that they do not react with NO_2 or CN functions that may be present in the substrate, as Grignard and organolithium reagents do. The reaction of a β -keto amide with TiCl_4 , for example, gives a complex that allows selective reaction of the ketone unit with $\text{MeMgCl}-\text{CeCl}_3$ to give the corresponding alcohol.⁵²¹ Premixing an allylic Grignard reagent with ScCl_3 prior to reaction with the aldehyde gives direct acyl addition without allylic rearrangement as the major product, favoring the trans-alkene unit.⁵²²

⁵¹³Whitmore, F.C.; George, R.S. *J. Am. Chem. Soc.* **1942**, *64*, 1239.

⁵¹⁴Zook, H.D.; March, J.; Smith, D.F. *J. Am. Chem. Soc.* **1959**, *81*, 1617; Bartlett, P.D.; Tidwell, T.T. *J. Am. Chem. Soc.* **1968**, *90*, 4421. See also, Lomas, J.S. *Nouv. J. Chim.*, **1984**, *8*, 365; Molle, G.; Briand, S.; Bauer, P.; Dubois, J.E. *Tetrahedron* **1984**, *40*, 5113.

⁵¹⁵Buhler, J.D. *J. Org. Chem.* **1973**, *38*, 904.

⁵¹⁶Chastrette, M.; Amouroux, R. *Chem. Commun.* **1970**, 470; *Bull. Soc. Chim. Fr.* **1970**, 4348. See also, Richey Jr., H.G.; DeStephano, J.P. *J. Org. Chem.* **1990**, *55*, 3281.

⁵¹⁷Canonne, P.; Foscolos, G.; Caron H.; Lemay, G. *Tetrahedron* **1982**, *38*, 3563.

⁵¹⁸Imamoto, T.; Takiyama, N.; Nakamura, K.; Hatajima, T.; Kamiya, Y. *J. Am. Chem. Soc.* **1989**, *111*, 4392.

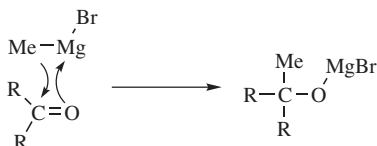
⁵¹⁹See Reetz, M.T.; Kyung, S.H.; Hüllmann, M. *Tetrahedron* **1986**, *42*, 2931.

⁵²⁰For a monograph, see Reetz, M.T. *Organotitanium Reagents in Organic Synthesis*, Springer, NY, **1986**. For reviews, see Weidmann, B.; Seebach, D. *Angew. Chem. Int. Ed.* **1983**, *22*, 31; Reetz, M.T. *Top. Curr. Chem.* **1982**, *106*, 1.

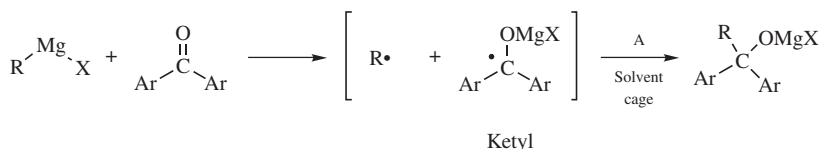
⁵²¹Bartoli, G.; Bosco, M.; Marcantoni, E.; Massaccesi, M.; Rinaldi, S.; Sambri, L. *Tetrahedron Lett.* **2001**, *42*, 6093.

⁵²²Matsukawa, S.; Funabashi, Y.; Imamoto, T. *Tetrahedron Lett.* **2003**, *44*, 1007.

There has been much controversy regarding the mechanism of addition of Grignard reagents to aldehydes and ketones.⁵²³ The reaction is difficult to study because of the variable nature of the species present in the Grignard solution (p. 260) and because the presence of small amounts of impurities in the magnesium seems to have a great effect on the kinetics of the reaction, making reproducible experiments difficult.⁵²⁴ There seem to be two basic mechanisms, depending on the reactants and the reaction conditions. In one of these, the R group is transferred to the carbonyl carbon with its electron pair. A detailed mechanism of this type has been proposed by Ashby and co-workers,⁵²⁵ based on the discovery that this reaction proceeds by two paths: one first order in MeMgBr and the other first order in Me₂Mg.⁵²⁶ According to this proposal, both MeMgBr and Me₂Mg add to the carbonyl carbon, though the exact nature of the step by which MeMgBr or Me₂Mg reacts with the substrate is not certain. One possibility is a four-centered cyclic transition state:⁵²⁷



The other type of mechanism is a single electron transfer (SET) process⁵²⁸ with a ketyl intermediate:⁵²⁹



This mechanism, which has been mostly studied with diaryl ketones, is more likely for aromatic and other conjugated aldehydes and ketones than it is for

⁵²³For reviews, see Holm, T. *Acta Chem. Scand. Ser. B* **1983**, 37, 567; Ashby, E.C. *Pure Appl. Chem.* **1980**, 52, 545; *Bull. Soc. Chim. Fr.* **1972**, 2133; *Q. Rev. Chem. Soc.* **1967**, 21, 259; Ashby, E.C.; Laemmle, J.; Neumann, H.M. *Acc. Chem. Res.* **1974**, 7, 272; Blomberg, C. *Bull. Soc. Chim. Fr.* **1972**, 2143. For a review of the stereochemistry of the reaction, see Ashby, E.C.; Laemmle, J. *Chem. Rev.* **1975**, 75, 521. For a review of the effects of the medium and the cation, see Solv'yanov, A.A.; Beletskaya, I.P. *Russ. Chem. Rev.* **1987**, 56, 465.

⁵²⁴See, for example, Ashby, E.C.; Neumann, H.M.; Walker, F.W.; Laemmle, J.; Chao, L. *J. Am. Chem. Soc.* **1973**, 95, 3330.

⁵²⁵Ashby, E.C.; Laemmle, J.; Neumann, H.M. *J. Am. Chem. Soc.* **1972**, 94, 5421.

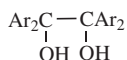
⁵²⁶Ashby, E.C.; Laemmle, J.; Neumann, H.M. *J. Am. Chem. Soc.* **1971**, 93, 4601; Laemmle, J.; Ashby, E.C.; Neumann, H.M. *J. Am. Chem. Soc.* **1971**, 93, 5120.

⁵²⁷Tuulmets, A. *Org. React. (USSR)* **1967**, 4, 5; House, H.O.; Oliver, J.E. *J. Org. Chem.* **1968**, 33, 929; Ashby, E.C.; Yu, S.H.; Roling, P.V. *J. Org. Chem.* **1972**, 37, 1918. See also, Billet, J.; Smith, S.G. *J. Am. Chem. Soc.* **1968**, 90, 4108; Lasperas, M.; Perez-Rubalcaba, A.; Quiroga-Feijoo, M.L. *Tetrahedron* **1980**, 36, 3403.

⁵²⁸For a review, see Dagonneau, M. *Bull. Soc. Chim. Fr.* **1982**, II-269.

⁵²⁹There is kinetic evidence that the solvent cage shown may not be necessary: Walling, C. *J. Am. Chem. Soc.* **1988**, 110, 6846.

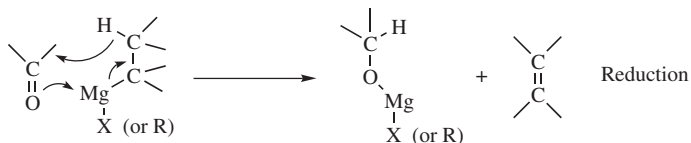
strictly aliphatic ones. Among the evidence⁵³⁰ for the SET mechanism are ESR spectra⁵³¹ and the fact that



side products are obtained (from dimerization of the ketyl).⁵³² In the case of addition of RMgX to benzil (PhCOCOPh), esr spectra of two different ketyl radicals were observed, both reported to be quite stable at room temperature.⁵³³ Note that a separate study failed to observe freely defusing radicals in the formation of Grignard reagents.⁵³⁴ Carbon isotope effect studies with $\text{Ph}^{14}\text{COPh}$ showed that the rate-determining step with most Grignard reagents is the carbon–carbon bond-forming step (marked A), though with allylmagnesium bromide it is the initial electron-transfer step.⁵³⁵ In the formation of Grignard reagents from bromocyclopropane, diffusing cyclopropyl radical intermediates were found.⁵³⁶ The concerted versus stepwise mechanism has been probed with chiral Grignard reagents.⁵³⁷

Mechanisms for the addition of organolithium reagents have been investigated much less.⁵³⁸ Addition of a cryptand that binds Li^+ inhibited the normal addition reaction, showing that the lithium is necessary for the reaction to take place.⁵³⁹

There is general agreement that the mechanism leading to reduction⁵⁴⁰ is usually as follows:



⁵³⁰For other evidence, see Savin, V.I.; Kitaev, Yu.P. *J. Org. Chem. USSR* **1975**, *11*, 2622; Ōkubo, M. *Bull. Chem. Soc. Jpn.* **1977**, *50*, 2379; Ashby, E.C.; Bowers Jr., J.R. *J. Am. Chem. Soc.* **1981**, *103*, 2242; Holm, T. *Acta Chem. Scand. Ser. B* **1988**, *42*, 685; Liotta, D.; Saindane, M.; Waykole, L. *J. Am. Chem. Soc.* **1983**, *105*, 2922; Yamataka, H.; Miyano, N.; Hanafusa, T. *J. Org. Chem.* **1991**, *56*, 2573.

⁵³¹Fauvarque, J.; Rouget, E. *C. R. Acad. Sci., Ser. C*, **1968**, *267*, 1355; Maruyama, K.; Katagiri, T. *Chem. Lett.* **1987**, 731, 735; *J. Phys. Org. Chem.* **1988**, *1*, 21.

⁵³²Blomberg, C.; Mosher, H.S. *J. Organomet. Chem.* **1968**, *13*, 519; Holm, T.; Crossland, I. *Acta Chem. Scand.* **1971**, *25*, 59.

⁵³³Maruyama, K.; Katagiri, T. *J. Am. Chem. Soc.* **1986**, *108*, 6263; *J. Phys. Org. Chem.* **1989**, *2*, 205. See also, Holm, T. *Acta Chem. Scand. Ser. B* **1987**, *41*, 278; Maruyama, K.; Katagiri, T. *J. Phys. Org. Chem.* **1991**, *4*, 158.

⁵³⁴Walter, R.I. *J. Org. Chem.* **2000**, *65*, 5014.

⁵³⁵Yamataka, H.; Matsuyama, T.; Hanafusa, T. *J. Am. Chem. Soc.* **1989**, *111*, 4912.

⁵³⁶Garst, J.F.; Ungváry, F. *Org. Lett.* **2001**, *3*, 605.

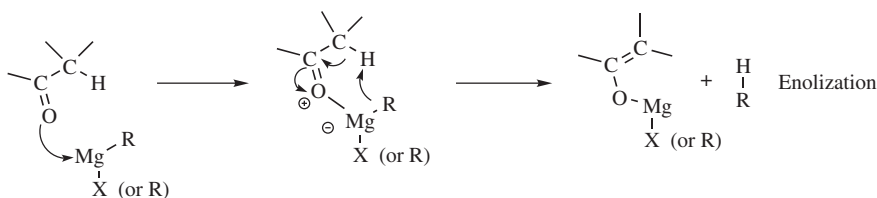
⁵³⁷Hoffmann, R.W.; Hölzer, B. *Chem. Commun.* **2001**, 491.

⁵³⁸See, for example, Al-Aseer, M.A.; Smith, S.G. *J. Org. Chem.* **1984**, *49*, 2608; Yamataka, H.; Kawafuji, Y.; Nagareda, K.; Miyano, N.; Hanafusa, T. *J. Org. Chem.* **1989**, *54*, 4706.

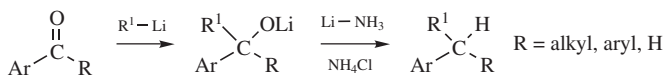
⁵³⁹Perraud, R.; Handel, H.; Pierre, J. *Bull. Soc. Chim. Fr.* **1980**, II-283.

⁵⁴⁰For discussions of the mechanism of reduction, see Singer, M.S.; Salinger, R.M.; Mosher, H.S. *J. Org. Chem.* **1967**, *32*, 3821; Denise, B.; Fauvarque, J.; Ducom, J. *Tetrahedron Lett.* **1970**, 335; Cabaret, D.; Welvert, Z. *J. Organomet. Chem.* **1974**, *80*, 199; Holm, T. *Acta Chem. Scand.* **1973**, *27*, 1552; Morrison, J.D.; Tomaszewski, J.E.; Mosher, H.S.; Dale, J.; Miller, D.; Elsenbaumer, R.L. *J. Am. Chem. Soc.* **1977**, *99*, 3167; Okuhara, K. *J. Am. Chem. Soc.* **1980**, *102*, 244.

There is evidence that the mechanism leading to enolization is also cyclic, but involves prior coordination with magnesium:⁵⁴¹



Aromatic aldehydes and ketones can be alkylated and reduced in one reaction vessel by treatment with an alkyl- or aryllithium, followed by lithium and ammonia and then by ammonium chloride.⁵⁴²

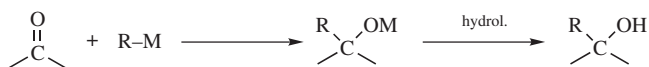


A similar reaction has been carried out with *N,N*-disubstituted amides: $\text{RCO}(\text{NR}_2) \rightarrow \text{RR}^2\text{CHNR}_2$.⁵⁴³

OS I, 188; **II**, 406, 606; **III**, 200, 696, 729, 757; **IV**, 771, 792; **V**, 46, 452, 608, 1058; **VI**, 478, 537, 542, 606, 737, 991, 1033; **VII**, 177, 271, 447; **VIII**, 179, 226, 315, 343, 386, 495, 507, 556; **IX**, 9, 103, 139, 234, 306, 391, 472; **75**, 12; **76**, 214; **X**, 200.

16-25 Addition of Other Organometallics to Aldehydes and Ketones

O-Hydro-*C*-alkyl-addition



A variety of organometallic reagents other than RMgX and RLi add to aldehydes and ketones. A simple example is formation of sodium, or potassium alkyne anions (e.g., $\text{RC}\equiv\text{CNa}$, **16-38**), which undergo acyl addition to ketones or aldehydes to give the propargylic alcohol. For the addition of acetylenic groups, sodium may be the metal used; while vinylic alanes (prepared as in **15-17**) are the reagents of choice for the addition of vinylic groups.⁵⁴⁴ A variation includes the use of tetraalkylammonium hydroxide to generate the alkyne anion,⁵⁴⁵ and terminal alkynes with CsOH react similarly.⁵⁴⁶ A solvent-free reaction was reported that mixed a ketone, a terminal alkyne and potassium *tert*-butoxide.⁵⁴⁷ The reagent $\text{Me}_3\text{Al}^-/\text{C}\equiv\text{CH}$

⁵⁴¹Pinkus, A.G.; Sabesan, A. *J. Chem. Soc. Perkin Trans. 2* **1981**, 273.

⁵⁴²Lipsky, S.D.; Hall, S.S. *Org. Synth.* **VI**, 537; McEnroe, F.J.; Sha, C.; Hall, S.S. *J. Org. Chem.* **1976**, *41*, 3465.

⁵⁴³Hwang, Y.C.; Chu, M.; Fowler, F.W. *J. Org. Chem.* **1985**, *50*, 3885.

⁵⁴⁴Newman, H. *Tetrahedron Lett.* **1971**, 4571. Vinylic groups can also be added with 9-vinylic-9-BBN compounds: Jacob III, P.; Brown, H.C. *J. Org. Chem.* **1977**, *42*, 579.

⁵⁴⁵Ishikawa, T.; Mizuta, T.; Hagiwara, K.; Aikawa, T.; Kudo, T.; Saito, S. *J. Org. Chem.* **2003**, *68*, 3702.

⁵⁴⁶Tzalis, D.; Knochel, P. *Angew. Chem. Int. Ed.* **1999**, *38*, 1463.

⁵⁴⁷Miyamoto, H.; Yasaka, S.; Tanaka, K. *Bull. Chem. Soc. Jpn.* **2001**, *74*, 185.

Na⁺ also adds to aldehydes to give the ethynyl alcohol.⁵⁴⁸ Dialkylzinc reagents have been used for the same purpose, and in the presence of a chiral titanium complex the propargylic alcohol was formed with good enantioselectivity.⁵⁴⁹ Zinc(II) chloride facilitates the addition of a terminal alkyne to an aldehyde to give a propargylic alcohol.⁵⁵⁰ Zinc(II) triflate can also be used for alkyne addition to aldehydes,⁵⁵¹ and in the presence of a chiral ligand leads to good enantioselectivity in the propargyl alcohol product.⁵⁵² Terminal alkynes add to aryl aldehydes in the presence of InBr₃ and NEt₃⁵⁵³ or SmI₂.⁵⁵⁴ 1-Iodoalkynes react with In metal and an aldehyde to give the propargylic alcohol.⁵⁵⁵ Potassium alkynyltrifluoroborates (p. 817) react with aldehydes and a secondary amine, in an ionic liquid, to give a propargylic amine.⁵⁵⁶

Propargylic acetate adds to aldehydes with good anti selectivity in the presence of Et₂Zn and a palladium catalyst.⁵⁵⁷ Propargylic bromide add to ketones in the presence of NaI/Dy,⁵⁵⁸ In,⁵⁵⁹ or Mn/Cr catalyst/TMSCl.⁵⁶⁰ Propargylic tin compounds react with aldehydes to give the alcohol, with good antiselectivity.⁵⁶¹

With other organometallic compounds, active metals, such as alkylzinc reagents,⁵⁶² are useful; and compounds such as alkylmercurys do not react. When the reagent is MeNbCl₄, ketones (R₂CO) are converted to R₂C(Cl)Me.⁵⁶³

⁵⁴⁸Joung, M.J.; Ahn, J.H.; Yoon, N.M. *J. Org. Chem.* **1996**, *61*, 4472.

⁵⁴⁹For a review, see Pu, L. *Tetrahedron* **2003**, *59*, 9873. For some leading references, see Gao, G.; Moore, D.; Xie, R.-G.; Pu, L. *Org. Lett.* **2002**, *4*, 4143; Li, Z.-B.; Pu, L. *Org. Lett.* **2004**, *6*, 1065; Dahmen, S. *Org. Lett.* **2004**, *6*, 2113; Kamble, R.M.; Singh, V.K. *Tetrahedron Lett.* **2003**, *44*, 5347; Lu, G.; Li, X.; Chen, G.; Chan, W.L.; Chan, A.S.C. *Tetrahedron Asymmetry* **2003**, *14*, 449; Kang, Y.-F.; Liu, L.; Wang, R.; Yan, W.-J.; Zhou, Y.-F. *Tetrahedron Asymmetry* **2004**, *15*, 3155; Lu, G.; Li, X.; Jia, X.; Chan, W.L.; Chan, A.S.C. *Angew. Chem. Int. Ed.* **2003**, *42*, 5057; Xu, Z.; Wang, R.; Xu, J.; Da, C.-s.; Yan, W.-j.; Chen, C. *Angew. Chem. Int. Ed.* **2003**, *42*, 5747.

⁵⁵⁰Jiang, B.; Si, Y.-G. *Tetrahedron Lett.* **2002**, *43*, 8323

⁵⁵¹Frantz, D.E.; Fässler, R.; Carreira, E.M. *J. Am. Chem. Soc.* **2000**, *122*, 1806.

⁵⁵²Anand, N.K.; Carreira, E.M. *J. Am. Chem. Soc.* **2001**, *123*, 9687; Sasaki, H.; Boyall, D.; Carreira, E.M. *Helv. Chim. Acta* **2001**, *84*, 964; Boyall, D.; Frantz, D.E.; Carreira, E.M. *Org. Lett.* **2002**, *4*, 2605; Xu, Z.; Chen, C.; Xu, J.; Miao, M.; Yan, W.; Wang, R. *Org. Lett.* **2004**, *6*, 1193; Jiang, B.; Chen, Z.; Xiong, W. *Chem. Commun.* **2002**, 1524. For an example using zinc (II) diflate, see Chen, Z.; Xiong, W.; Jiang, B. *Chem. Commun.* **2002**, 2098.

⁵⁵³Sakai, N.; Hirasawa, M.; Konakahara, T. *Tetrahedron Lett.* **2003**, *44*, 4171.

⁵⁵⁴Kwon, D.W.; Cho, M.S.; Kim, Y.H. *Synlett* **2001**, 627.

⁵⁵⁵Augé, J.; Lubin-Germain, N.; Seghrouchni, L. *Tetrahedron Lett.* **2002**, *43*, 5255.

⁵⁵⁶In bmic BF₄, 1-butyl-3-methylimidazolium tetrafluoroborate: Kabalka, G.W.; Venkataiah, B.; Dong, G. *Tetrahedron Lett.* **2004**, *45*, 729.

⁵⁵⁷Marshall, J.A.; Adams, N.D. *J. Org. Chem.* **1999**, *64*, 5201.

⁵⁵⁸Li, Z.; Jia, Y.; Zhou, J. *Synth. Commun.* **2000**, *30*, 2515.

⁵⁵⁹In the presence of (–)-cinchonidine: Loh, T.-P.; Lin, M.-J.; Tan, K.L. *Tetrahedron Lett.* **2003**, *44*, 507.

⁵⁶⁰Inoue, M.; Nakada, M. *Org. Lett.* **2004**, *6*, 2977.

⁵⁶¹Savall, B.M.; Powell, N.A.; Roush, W.R. *Org. Lett.* **2001**, *3*, 3057.

⁵⁶²For a review with respect to organozinc compounds, see Furukawa, J.; Kawabata, N. *Adv. Organomet. Chem.* **1974**, *12*, 103. For an example, see Sjöholm, R.; Rairama, R.; Ahonen, M. *J. Chem. Soc., Chem. Commun.* **1994**, 1217. For a review with respect to organocadmium compounds, see Jones, P.R.; Desio, P.J. *Chem. Rev.* **1978**, *78*, 491.

⁵⁶³Kauffmann, T.; Abel, T.; Neiteler, G.; Schreer, M. *Tetrahedron Lett.* **1990**, 503.

Furthermore, organotitanium reagents can be made to add chemoselectively to aldehydes in the presence of ketones.⁵⁶⁴ Organomanganese compounds are also chemoselective in this way.⁵⁶⁵ Aryl halides that have a pendant ketone unit react with a palladium catalyst to give cyclization via acyl addition.⁵⁶⁶ Chiral amides react with aldehydes in the presence of TiCl_4 to give syn-selective addition products,⁵⁶⁷ and titanium-catalyzed enantioselective additions are known.⁵⁶⁸ An alkene-ketone, where the alkene is a vinyl bromide, reacted with $\text{CrCl}_2/\text{NiCl}_2$ to give a vinyl organometallic, which cyclized to generate a cyclic allylic alcohol with the double bond within the ring.⁵⁶⁹ Aryl halides react with a nickel complex under electrolytic conditions to add the aryl group to aldehydes.⁵⁷⁰ The C-3 position of an indole adds to aldehydes in the presence of a palladium catalyst.⁵⁷¹ The addition of trifluoromethyl to an aldehyde was accomplished photochemically using CF_3I and $(\text{Me}_2\text{N})_2\text{C}=\text{C}(\text{NMe}_2)_2$.⁵⁷² α -Iodo phosphonate esters react with aldehydes and SmI_2 to give a β -hydroxy phosphonate ester.⁵⁷³

Dialkylzinc compounds react with aldehydes to give the secondary alcohol, and R_3ZnLi reagents also add R to a carbonyl.⁵⁷⁴ Dimethylzinc and diethylzinc are probably the most common reagents. An intramolecular version is possible by reaction of an allene-aldehyde with dimethylzinc. Addition to the allene in the presence of a nickel catalyst⁵⁷⁵ or a CeCl_3 catalyst⁵⁷⁶ is followed by addition of the intermediate organometallic to the aldehyde to give the cyclic product. Aryl halides react with Zn-Ni complexes to give acyl addition of the aryl group to an aldehyde.⁵⁷⁷ The reaction of an allylic halide and Zn ⁵⁷⁸ or Zn/TMSCl ⁵⁷⁹ leads to acyl addition of aldehydes.

⁵⁶⁴Reetz, M.T. *Organotitanium Reagents in Organic Synthesis*, Springer, NY, **1986** (monograph), pp. 75–86. See also, Reetz, M.T.; Maus, S. *Tetrahedron* **1987**, *43*, 101; Kim, S.-H.; Rieke, R.D. *Tetrahedron Lett.* **1999**, *40*, 4931.

⁵⁶⁵Cahiez, G.; Figadere, B. *Tetrahedron Lett.* **1986**, *27*, 4445. For other organometallic reagents with high selectivity towards aldehyde functions, see Kauffmann, T.; Hamsen, A.; Beirich, C. *Angew. Chem. Int. Ed.* **1982**, *21*, 144; Takai, K.; Kimura, K.; Kuroda, T.; Hiyama, T.; Nozaki, H. *Tetrahedron Lett.* **1983**, *24*, 5281; Soai, K.; Watanabe, M.; Koyano, M. *Bull. Chem. Soc. Jpn.* **1989**, *62*, 2124.

⁵⁶⁶Quan, L.G.; Lamrani, M.; Yamamoto, Y. *J. Am. Chem. Soc.* **2000**, *122*, 4827.

⁵⁶⁷Crimmins, M.T.; Chaudhary, K. *Org. Lett.* **2000**, *2*, 775.

⁵⁶⁸Walsh, P.J. *Acc. Chem. Res.* **2003**, *36*, 739.

⁵⁶⁹Trost, B.M.; Pinkerton, A.B. *J. Org. Chem.* **2001**, *66*, 7714.

⁵⁷⁰Durandetti, M.; Nédélec, J.-Y.; Périchon, J. *Org. Lett.* **2001**, *3*, 2073.

⁵⁷¹Hao, J.; Taktak, S.; Aikawa, K.; Yusa, Y.; Hatano, M.; Mikami, K. *Synlett* **2001**, 1443.

⁵⁷²Ait-Mohand, S.; Takechi, N.; Médebielle, M.; Dolbier Jr., W.R. *Org. Lett.* **2001**, *3*, 4271.

⁵⁷³Orsini, F.; Caselli, A. *Tetrahedron Lett.* **2002**, *43*, 7255.

⁵⁷⁴For a discussion of the electronic and steric effects, see Musser, C.A.; Richey, Jr., H.G. *J. Org. Chem.* **2000**, *65*, 7750. For a kinetic study of Et_3ZnLi and di-*tert*-butyl ketone, see Maclin, K.M.; Richey, Jr., H.G. *J. Org. Chem.* **2002**, *67*, 4602.

⁵⁷⁵Montgomery, J.; Song, M. *Org. Lett.* **2002**, *4*, 4009.

⁵⁷⁶Fischer, S.; Groth, U.; Jeske, M.; Schütz, T. *Synlett* **2002**, 1922.

⁵⁷⁷Majumdar, K.K.; Cheng, C.-H. *Org. Lett.* **2000**, *2*, 2295.

⁵⁷⁸Yavari, I.; Riazi-Kermani, F. *Synth. Commun.* **1995**, *25*, 2923; Ranu, B.C.; Majee, A.; Das, A.R. *Tetrahedron Lett.* **1995**, *36*, 4885; Durant, A.; Delplancke, J.-L.; Winand, R.; Reisse, J. *Tetrahedron Lett.* **1995**, *36*, 4257; Felpin, F.-X.; Bertrand, M.-J.; Lebreton, J. *Tetrahedron* **2002**, *58*, 7381.

⁵⁷⁹Ito, T.; Ishino, Y.; Mizuno, T.; Ishikawa, A.; Kobayashi, J.-i. *Synlett* **2002**, 2116.

Lithium dimethylcopper (Me_2CuLi) reacts with aldehydes⁵⁸⁰ and with certain ketones⁵⁸¹ to give the expected alcohols. The $\text{RCu}(\text{CN})\text{ZnI}$ reagents also react with aldehydes, in the presence of BF_3 –etherate, to give secondary alcohols. Vinyl-tellurium compounds react with $\text{BF}_3 \cdot \text{OEt}_2$ and cyano cuprates $[\text{R}(2\text{-thienyl})\text{CuCN-Li}_2]$ to give a reagent that adds 1,2- to the carbonyl of a conjugated ketone.⁵⁸² Vinyl tellurium compounds also react with *n*-butyllithium to give a reagent that adds to nonconjugated ketones.⁵⁸³

Many methods have been reported for the addition of allylic groups,⁵⁸⁴ including enantioselective reactions.⁵⁸⁵ One of the most common methods is the Barbier reaction, employing metals and metal compounds other than Mg or Li, although the method is not limited to allylic compounds. Allyl indium compounds⁵⁸⁶ add to aldehydes or ketones in various solvents.⁵⁸⁷ Indium metal is used for the acyl addition of allylic halides with a variety of aldehydes and ketones, including aliphatic aldehydes,⁵⁸⁸ aryl aldehydes⁵⁸⁹ and α -keto esters.⁵⁹⁰ Indium reacts with allylic bromides and ketones in water⁵⁹¹ and in aqueous media. Elimination of the homoallylic alcohol to a conjugated diene can accompany the addition in some cases.⁵⁹² The reaction of a propargyl halide, In, and an aldehyde in aq. THF leads to an allenic alcohol.⁵⁹³ The reaction of benzaldehyde with a propargylic bromide, indium metal and water give the alcohol.⁵⁹⁴ Allyl bromide reacts with Mn/TMSCl and an In catalyst in water to give the homoallylic

⁵⁸⁰Barreiro, E.; Luche, J.; Zweig, J.S.; Crabbé, P. *Tetrahedron Lett.* **1975**, 2353; Zweig, J.S.; Luche; Barreiro, E.; Crabbé, P. *Tetrahedron Lett.* **1975**, 2355; Reetz, M.T.; Rölfing, K.; Griebenow, N. *Tetrahedron Lett.* **1994**, 35, 1969.

⁵⁸¹House, H.O.; Prabhu, A.V.; Wilkins, J.M.; Lee, L.F. *J. Org. Chem.* **1976**, 41, 3067; Matsuzawa, S.; Isaka, M.; Nakamura, E.; Kuwajima, I. *Tetrahedron Lett.* **1989**, 30, 1975.

⁵⁸²Araújo, M.A.; Barrientos-Astigarraga, R.E.; Ellensohn, R.M.; Comasseto, J.V. *Tetrahedron Lett.* **1999**, 40, 5115.

⁵⁸³Dabdoub, M.J.; Jacob, R.G.; Ferreira, J.T.B.; Dabdoub, V.B.; Marques, F.de.A. *Tetrahedron Lett.* **1999**, 40, 7159.

⁵⁸⁴For a list of reagents and references, see Larock, R.C. *Comprehensive Organic Transformations*, 2nd ed., Wiley-VCH, NY, **1999**, pp. 1156–1170. For a discussion of a deuterium kinetic isotope effect in the addition of allylic reagents to benzaldehyde, see Gajewski, J.J.; Bocian, W.; Brichford, N.L.; Henderson, J.L. *J. Org. Chem.* **2002**, 67, 4236.

⁵⁸⁵For a review, see Denmark, S.E.; Fu, J. *Chem. Rev.* **2003**, 103, 2763.

⁵⁸⁶For a review, see Cintas, P. *Synlett* **1995**, 1087.

⁵⁸⁷Yi, X.-H.; Haberman, J.X.; Li, C.-J. *Synth. Commun.* **1998**, 28, 2999; Lloyd-Jones, G.C.; Russell, T. *Synlett* **1998**, 903; Li, C.-J.; Lu, Y.-Q. *Tetrahedron Lett.* **1995**, 36, 2721; Li, C.-J. *Tetrahedron Lett.* **1995**, 36, 517.

⁵⁸⁸Loh, T.-P.; Tan, K.-T.; Yang, J.-Y.; Xiang, C.-L. *Tetrahedron Lett.* **2001**, 42, 8701.

⁵⁸⁹Khan, F.A.; Prabhudas, B. *Tetrahedron* **2000**, 56, 7595.

⁵⁹⁰Loh, T.-P.; Huang, J.-M.; Xu, K.-C.; Goh, S.-H.; Vittal, J.J. *Tetrahedron Lett.* **2000**, 41, 6511; Kumar, S.; Kaur, P.; Chimni, S.S. *Synlett* **2002**, 573.

⁵⁹¹Chan, T.H.; Yang, Y. *J. Am. Chem. Soc.* **1999**, 121, 3228; Paquette, L.A.; Bennett, G.D.; Isaac, M.B.; Chhatrwalla, A. *J. Org. Chem.* **1998**, 63, 1836; Li, X.-R.; Loh, T.-P. *Tetrahedron Asymmetry* **1996**, 7, 1535; Isaac, M.B.; Chan, T.-H. *Tetrahedron Lett.* **1995**, 36, 8957.

⁵⁹²Kumar, V.; Chimni, S.; Kumar, S. *Tetrahedron Lett.* **2004**, 45, 3409.

⁵⁹³Lin, M.-J.; Loh, T.-P. *J. Am. Chem. Soc.* **2003**, 125, 13042.

⁵⁹⁴Lu, W.; Ma, J.; Yang, Y.; Chan, T.H. *Org. Lett.* **2000**, 2, 3469.

alcohols from aldehydes.⁵⁹⁵ When allyl iodide is mixed with In and TMSCl, reaction with a conjugated ketone proceed by 1,4-addition, but in the presence of 10% CuI, the major product is that of 1,2-addition.⁵⁹⁶ The reaction with indium is compatible with the presence of a variety of other functional groups in the molecule, including phosphonate,⁵⁹⁷ propargylic sulfides.⁵⁹⁸ Ethyl α -bromoacetate reacts with aldehydes using In with ultrasound.⁵⁹⁹ Vinyl epoxides can be added to aldehydes using InI and a palladium catalyst,⁶⁰⁰ and vinyl acetates react with indium metal to give a reactive intermediate that adds to the carbonyl of aldehydes.⁶⁰¹ A tandem reaction has been reported in which a bis(indium) reagent, $\text{Br}_2\text{InC}(\text{=CH}_2)\text{-C}(\text{=CH}_2)\text{InBr}_2$, reacts with 2 equivalents of an aldehyde in the presence of ZnF_2 to give a 3-hexyne-1,6-diol derivative.⁶⁰² Alkyl halides react with Zn/Cu and an InCl catalyst, in the presence of 0.07 M $\text{Na}_2\text{Cr}_2\text{O}_7$ to give an intermediate that adds to aldehydes.⁶⁰³ Analogous to aldehydes, 1,1-diacetates react with In and allyl bromide in aq. THF to give a homoallylic acetate,⁶⁰⁴ as do dimethyl ketals.⁶⁰⁵ Allylic alcohols react with InI and a nickel catalyst to give acyl addition of an allylic group to an aldehyde, giving the homoallylic alcohol.⁶⁰⁶

Another important metal for Barbier-type reaction is samarium. Allyl bromide reacts with a ketone and Sm to give the homoallylic alcohol.⁶⁰⁷ Samarium compounds, such as SmI_2 ,⁶⁰⁸ can also be used with allylic halides.

Allyltin compounds readily add to aldehydes and ketones.⁶⁰⁹ Allylic bromides react with tin to generate the organometallic *in situ*, which then adds to aldehydes.⁶¹⁰ Allylic chlorides react with aldehydes in the presence of ditin compounds such as $\text{Me}_3\text{Sn-SnMe}_3$ and a palladium catalyst.⁶¹¹ Allyltrialkyltin compounds⁶¹²

⁵⁹⁵ Augé, J.; Lubin-Germain, N.; Thiaw-Woaye, A. *Tetrahedron Lett.* **1999**, 40, 9245.

⁵⁹⁶ Lee, P.H.; Ahn, H.; Lee, K.; Sung, S.-y.; Kim, S. *Tetrahedron Lett.* **2001**, 42, 37.

⁵⁹⁷ Ranu, B.C.; Samanta, S.; Hajra, A. *J. Org. Chem.* **2001**, 66, 7519.

⁵⁹⁸ Mitzel, T.M.; Palomo, C.; Jendza, K. *J. Org. Chem.* **2002**, 67, 136.

⁵⁹⁹ Lee, P.H.; Bang, K.; Lee, K.; Sung, S.-y.; Chang, S. *Synth. Commun.* **2001**, 31, 3781.

⁶⁰⁰ Araki, S.; Kameda, K.; Tanaka, J.; Hirashita, T.; Yamamura, H.; Kawai, M. *J. Org. Chem.* **2001**, 66, 7919.

⁶⁰¹ Lombardo, M.; Girotti, R.; Morganti, S.; Trombini, C. *Org. Lett.* **2001**, 3, 2981.

⁶⁰² Miao, W.; Lu, W.; Chan, T.H.; *J. Am. Chem. Soc.* **2003**, 125, 2412.

⁶⁰³ Keh, C.C.K.; Wei, C.; Li, C.-J. *J. Am. Chem. Soc.* **2003**, 125, 4062.

⁶⁰⁴ Yadav, J.S.; Reddy, B.V.S.; Reddy, G.S.K.K. *Tetrahedron Lett.* **2000**, 41, 2695.

⁶⁰⁵ Kwon, J.S.; Pae, A.N.; Choi, K.L.; Koh, H.Y.; Kim, Y.; Cho, Y.S. *Tetrahedron Lett.* **2001**, 42, 1957.

⁶⁰⁶ Hirashita, T.; Kambe, S.; Tsuji, H.; Omori, H.; Araki, S. *J. Org. Chem.* **2004**, 69, 5054.

⁶⁰⁷ Basu, M.K.; Banik, B.K. *Tetrahedron Lett.* **2001**, 42, 187.

⁶⁰⁸ Kunishima, M.; Tawaka, S.; Kono, K.; Hioki, K.; Tani, S. *Tetrahedron Lett.* **1995**, 36, 3707; Hélon, F.; Namy, J.-L. *J. Org. Chem.* **1999**, 64, 2944.

⁶⁰⁹ Yasuda, M.; Kitahara, N.; Fujibayashi, T.; Baba, A. *Chem. Lett.* **1998**, 743; Marshall, J.A.; Palovich, M.R. *J. Org. Chem.* **1998**, 63, 4381; Kobayashi, S.; Nagayama, S. *J. Org. Chem.* **1996**, 61, 2256.

⁶¹⁰ Tan, K.-T.; Chng, S.-S.; Cheng, H.-S.; Loh, T.-P. *J. Am. Chem. Soc.* **2003**, 125, 2958. For a reaction using Sn and ultrasound, see Andres, P.C.; Peatt, A.C.; Raston, C.L. *Tetrahedron Lett.* **2002**, 43, 7541.

⁶¹¹ Wallner, O.A.; Szabó, K.J. *J. Org. Chem.* **2003**, 68, 2934.

⁶¹² For a high pressure version of this reaction, see Issacs, N.S.; Rintoul, G.B.; Young, D.J. *J. Chem. Soc., Chem. Commun.* **1992**, 1749; Isaacs, N.S.; Marshall, R.L.; Young, D.J. *Tetrahedron Lett.* **1992**, 33, 3023.

and tetraallyltin react with aldehydes or ketones in the presence of BF_3 -etherate,⁶¹³ $\text{Cu}(\text{OTf})_2$,⁶¹⁴ CeCl_3 with NaI ,⁶¹⁵ $\text{Bi}(\text{OTf})_3$,⁶¹⁶ PbI_2 ,⁶¹⁷ AgOTf ,⁶¹⁸ $\text{Cd}(\text{ClO}_4)_2$,⁶¹⁹ SnX_2 ,⁶²⁰ Ti (IV),⁶²¹ NbCl_5 ,⁶²² $\text{Zr}(\text{O}t\text{-Bu})_4$,⁶²³ or $\text{La}(\text{OTf})_3$.⁶²⁴ Tetraallyltin reacts via 1,2-addition to conjugated ketones in refluxing methanol.⁶²⁵ Aluminum catalysts, such as MABR, facilitate addition of allyltributyltin to aldehydes.⁶²⁶ Selectfluor has been used to induce 1,2-addition of the allyl group of allyltributyltin to a conjugated aldehyde.⁶²⁷ Allyltributyltin reacts with aldehydes in the presence of aqueous trifluoromethanesulfonic acid to give the homoallylic alcohol.⁶²⁸ Tetraallyltin reacts with aldehydes in ionic liquids⁶²⁹ and on wet silica,⁶³⁰ and allyltributyltin adds to aldehydes in ionic liquids with InCl_3 .⁶³¹ Tetraallyltin adds to ketones or aldehydes to give homoallylic alcohols with good enantioselectivity in the presence of a chiral titanium complex.⁶³² Allylic alcohols and homoallylic alcohols add to aldehydes in the presence of $\text{Sn}(\text{OTf})_2$,⁶³³ In/InCl_3 ,⁶³⁴ or with a rhodium catalyst.⁶³⁵ Vinyltin reagents, such as (2-butadiene)tributyltin, react with aldehydes in the presence of SnCl_4 and 3 equivalents of DMF to

⁶¹³Naruta, Y.; Ushida, S.; Maruyama, K. *Chem. Lett.* **1979**, 919. For a review, see Yamamoto, Y. *Aldrichimica Acta* **1987**, 20, 45.

⁶¹⁴Kamble, R.M.; Singh, V.K. *Tetrahedron Lett.* **2001**, 42, 7525.

⁶¹⁵Bartoli, G.; Bosco, M.; Giuliani, A.; Marcantoni, E.; Palmieri, A.; Petrini, M.; Sambri, L. *J. Org. Chem.* **2004**, 69, 1290.

⁶¹⁶Choudary, B.M.; Chidara, S.; Sekhar, Ch.V.R. *Synlett* **2002**, 1694.

⁶¹⁷Shibata, I.; Yoshimura, N.; Yabu, M.; Baba, A. *Eur. J. Org. Chem.* **2001**, 3207.

⁶¹⁸Yanagisawa, A.; Nakashima, H.; Nakatsuka, Y.; Ishiba, A.; Yamamoto, H. *Bull. Chem. Soc. Jpn.* **2001**, 74, 1129.

⁶¹⁹Kobayashi, S.; Aoyama, N.; Manabe, K. *Synlett* **2002**, 483.

⁶²⁰ SnCl_2 : Yasuda, M.; Hirata, K.; Nishino, M.; Yamamoto, A.; Baba, A. *J. Am. Chem. Soc.* **2002**, 124, 13442. SnI_2 : Masuyama, Y.; Ito, T.; Tachi, K.; Ito, A.; Kurusu, Y. *Chem. Commun.* **1999**, 1261.

⁶²¹Kii, S.; Maruoka, K. *Tetrahedron Lett.* **2001**, 42, 1935.

⁶²²Andrade, C.K.Z.; Azevedo, N.R. *Tetrahedron Lett.* **2001**, 42, 6473.

⁶²³Kurosa, M.; Lorca, M. *Tetrahedron Lett.* **2002**, 43, 1765.

⁶²⁴Aspinall, H.C.; Bissett, J.S.; Greeves, N.; Levin, D. *Tetrahedron Lett.* **2002**, 43, 319.

⁶²⁵Khan, A.T.; Mondal, E. *Synlett* **2003**, 694.

⁶²⁶Marx, A.; Yamamoto, H. *Synlett* **1999**, 584.

⁶²⁷Liu, J.; Wong, C.-H. *Tetrahedron Lett.* **2002**, 43, 3915.

⁶²⁸Loh, T.-P.; Xu, J. *Tetrahedron Lett.* **1999**, 40, 2431.

⁶²⁹In bmim BF_4 , 1-butyl-3-methylimidazolium tetrafluoroborate: Gordon, C.M.; McCluskey, A. *Chem. Commun.* **1999**, 1431.

⁶³⁰Jin, Y.Z.; Yasuda, N.; Furuno, H.; Inanaga, J. *Tetrahedron Lett.* **2003**, 44, 8765.

⁶³¹In bmim Cl, 1-butyl-3-methylimidazolium chloride: Lu, J.; Ji, S.-J.; Qian, R.; Chen, J.-P.; Liu, Y.; Loh, T.-P. *Synlett* **2004**, 534.

⁶³²Waltz, K.M.; Gavenonis, J.; Walsh, P.J. *Angew. Chem. Int. Ed.* **2002**, 41, 3697; Cunningham, A.; Woodward, S. *Synlett* **2002**, 43; Kim, J.G.; Waltz, K.M.; Garcia, I.F.; Kwiatkowski, D.; Walsh, P.J. *J. Am. Chem. Soc.* **2004**, 126, 12580.

⁶³³Nokami, J.; Yoshizane, K.; Matsuura, H.; Sumida, S.-i. *J. Am. Chem. Soc.* **1998**, 120, 6609.

⁶³⁴Jang, T.-S.; Keum, G.; Kang, S.B.; Chung, B.Y.; Kim, Y. *Synthesis* **2003**, 775.

⁶³⁵Masuyama, Y.; Kaneko, Y.; Kurusu, Y. *Tetrahedron Lett.* **2004**, 45, 8969.

give the dienyl alcohol.⁶³⁶ Allenyl tin compounds ($\text{CH}_2=\text{C}=\text{CHSnBu}_3$) also react with aldehydes in the presence of $\text{BF}_3\cdot\text{OEt}_2$ to give a 2-dienyl alcohol.⁶³⁷ The tin compound can be prepared *in situ* using an α -iodo ketone with an aldehyde and $\text{Bu}_2\text{SnI}_2\text{--LiI}$.⁶³⁸ A similar addition occurs with $(\text{allyl})_2\text{SnBr}_2$ in water.⁶³⁹ Asymmetric induction has been reported.⁶⁴⁰ The use of a chiral rhodium⁶⁴¹ or titanium⁶⁴² catalyst leads to enantioselective addition of allyltributyltin to aldehydes. Allyltributyltin reacts with aldehydes in the presence of SiCl_4 and a chiral phosphoramidate to give the homoallylic alcohol with moderate enantioselectivity.⁶⁴³ It is noted that tetraallyl germanium adds to aldehydes in a similar manner in the presence of a $\text{Sc}(\text{OTf})_3$ catalyst.⁶⁴⁴

A variety of other allylic metal compounds add to aldehydes or ketones.⁶⁴⁵ A variety of alkyl and allylic halides add to aldehydes or ketones in the presence of metals or metal compounds; the metal or compounds based on Ti,⁶⁴⁶ Mn,⁶⁴⁷ Fe,⁶⁴⁸ Ga,⁶⁴⁹

⁶³⁶Luo, M.; Iwabuchi, Y.; Hatakeyama, S. *Synlett* **1999**, 1109.

⁶³⁷Luo, M.; Iwabuchi, Y.; Hatakeyama, S. *Chem. Commun.* **1999**, 267; Yu, C.-M.; Lee, S.-J.; Jeon, M. *J. Chem. Soc., Perkin Trans. 1* **1999**, 3557.

⁶³⁸Shibata, I.; Suwa, T.; Sakakibara, H.; Baba, A. *Org. Lett.* **2002**, *4*, 301.

⁶³⁹Chan, T.H.; Yang, Y.; Li, C.J. *J. Org. Chem.* **1999**, *64*, 4452.

⁶⁴⁰Yanagisawa, A.; Narusawa, H.; Ishiba, A.; Yamamoto, H. *J. Am. Chem. Soc.* **1996**, *118*, 4723; Keck, G.E.; Krishnamurthy, D.; Grier, M.C. *J. Org. Chem.* **1993**, *58*, 6543; Motoyama, Y.; Nishiyama, H. *Synlett* **2003**, 1883; Xia, G.; Shibatomi, K.; Yamamoto, H. *Synlett* **2004**, 2437.

⁶⁴¹Moloyama, Y.; Narusawa, H.; Nishiyama, H. *Chem. Commun.* **1999**, 131.

⁶⁴²Doucet, H.; Santelli, M. *Tetrahedron Asymmetry* **2000**, *11*, 4163.

⁶⁴³Denmark, S.E.; Wynn, T. *J. Am. Chem. Soc.* **2001**, *123*, 6199.

⁶⁴⁴Akiyama, T.; Iwai, J.; Sugano, M. *Tetrahedron* **1999**, *55*, 7499.

⁶⁴⁵See, for example, Furuta, K.; Ikeda, Y.; Meguriya, N.; Ikeda, N.; Yamamoto H. *Bull. Chem. Soc. Jpn.* **1984**, *57*, 2781; Pétrier, C.; Luche, J.L. *J. Org. Chem.* **1985**, *50*, 910; Tanaka, H.; Yamashita, S.; Hamatani, T.; Ikemoto, Y.; Torii, S. *Chem. Lett.* **1986**, 1611; Guo, B.; Doubleday, W.; Cohen, T. *J. Am. Chem. Soc.* **1987**, *109*, 4710; Hosomi, A. *Acc. Chem. Res.* **1988**, *21*, 200; Araki, S.; Butsugan, Y. *Chem. Lett.* **1988**, 457; Minato, M.; Tsuji, J. *Chem. Lett.* **1988**, 2049; Coxon, J.M.; van Eyk, S.J.; Steel, P.J. *Tetrahedron* **1989**, *45*, 1029; Knochel, P.; Rao, S.A. *J. Am. Chem. Soc.* **1990**, *112*, 6146; Wada, M.; Ohki, H.; Akiba, K. *Bull. Chem. Soc. Jpn.* **1990**, *63*, 1738; Marton, D.; Tagliavini, G.; Zordan, M.; Wardell, J.L. *J. Organomet. Chem.* **1990**, *390*, 127; Wang, W.; Shi, L.; Xu, R.; Huang, Y. *J. Chem. Soc. Perkin Trans. 1* **1990**, 424; Shono, T.; Ishifune, M.; Kashimura, S. *Chem. Lett.* **1990**, 449.

⁶⁴⁶Rosales, A.; Oller-López, J.L.; Justicia, J.; Gansäuer, A.; Oltra, J.E.; Curerva, J.M. *Chem. Commun.* **2004**, 2628. For a discussion of the mechanism of titanium-mediated asymmetric addition see Balsells, J.; Davis, T.J.; Carroll, P.; Walsh, P.J. *J. Am. Chem. Soc.* **2002**, *124*, 10336; BourBouz, S.; Pradaux, F.; Cossy, J.; Ferrroud, C.; Falguières, A. *Tetrahedron Lett.* **2000**, *41*, 8877; Jana, S.; Guin, C.; Roy, S.C. *Tetrahedron Lett.* **2004**, *45*, 6575.

⁶⁴⁷Kakiya, H.; Nishimae, S.; Shinokubo, H.; Oshima, K. *Tetrahedron* **2001**, *57*, 8807. With a catalytic amount of CrCl_2 and a salen catalyst, see Berkessel, A.; Menche, D.; Sklorz, C.A.; Schröder, M.; Paterson, I. *Angew. Chem. Int. Ed.* **2003**, *42*, 1032. For a review of ligand effects for organomanganese and organocerium compounds, see Reetz, M.T.; Haning, H.; Stanchev, S. *Tetrahedron Lett.* **1992**, *33*, 6963.

⁶⁴⁸Chan, T.C.; Lau, C.P.; Chan, T.H. *Tetrahedron Lett.* **2004**, *45*, 4189.

⁶⁴⁹Han, Y.; Chi, Z.; Huang, Y.-Z. *Synth. Commun.* **1999**, *29*, 1287; Wang, Z.; Yuan, S.; Li, C.-J. *Tetrahedron Lett.* **2002**, *43*, 5097.

Ge,⁶⁵⁰ Zr,⁶⁵¹ Nb,⁶⁵² Cd,⁶⁵³ Sn,⁶⁵⁴ Sb,⁶⁵⁵ Te,⁶⁵⁶ Ba,⁶⁵⁷ Ce,⁶⁵⁸ Nd,⁶⁵⁹ Hg,⁶⁶⁰ Bi,⁶⁶¹ and Pb.⁶⁶² In addition, BiCl₃/NaBH₄,⁶⁶³ Mg–BiCl₃,⁶⁶⁴ and CrCl₂/NiCl₂,⁶⁶⁵ have been used. Allylic alcohols have been converted to organometallic reagents with diethyl zinc and a palladium catalyst⁶⁶⁶ or a ruthenium catalyst⁶⁶⁷ leading to the homoallylic alcohol upon reaction with an aldehyde. A chiral Cr/Mn complex has been used with allylic bromides in conjunction with trimethylsilyl chloride.⁶⁶⁸ Reagents of the type R–Yb have been prepared from RMgX.⁶⁶⁹ Vinyl bromides react with NiBr₂/CrCl₃/TMSCl to give a reagent that adds to aldehydes to give the allylic alcohol.⁶⁷⁰ Vinyl complexes generated from alkynes and SmI₂ add intramolecularly, and eight-membered rings have been formed in this way.⁶⁷¹ Allylic alcohols add to aldehydes in some cases, using SnCl₂ and a palladium catalyst.⁶⁷² Glyoxal reacted with 2 equivalents of allyl bromide and SnCl₂ with KI in water, to give the bis-homoallylic alcohol oct-1,7-diene-4,5-diol.⁶⁷³ The alkyl group of trialkyl aluminum compounds such as AlEt₃ add to aldehydes, enantioselectively in the presence of chiral transition-metal complexes.⁶⁷⁴ Certain functional groups (COOEt, CONMe₂, CN) can be present in the R group when

⁶⁵⁰Hashimoto, Y.; Kagoshima, H.; Saigo, K. *Tetrahedron Lett.* **1994**, *35*, 4805.

⁶⁵¹Hanzawa, Y.; Tabuchi, N.; Saito, K.; Noguchi, S.; Taguchi, T. *Angew. Chem. Int. Ed.* **1999**, *38*, 2395.

⁶⁵²Andrade, C.K.Z.; Azevedo, N.R.; Oliveira, G.R. *Synthesis* **2002**, 928.

⁶⁵³Zheng, Y.; Bao, W.; Zhang, Y. *Synth. Commun.* **2000**, *30*, 3517.

⁶⁵⁴For the use of nanoparticulate tin, see Wang, Z.; Zha, Z.; Zhou, C. *Org. Lett.* **2002**, *4*, 1683.

⁶⁵⁵Jin, Q.-H.; Ren, P.-D.; Li, Y.-Q.; Yao, Z.-P. *Synth. Commun.* **1998**, *28*, 4151; Li, L.-H.; Chan, T.H. *Can. J. Chem.* **2001**, *79*, 1536.

⁶⁵⁶For an example using a cyclopropylcarbonyl tosylate and an allyl surrogate, see Avilov, D.V.; Malasare, M.G.; Arslançan, E.; Dittmer, D.L. *Org. Lett.* **2004**, *6*, 2225.

⁶⁵⁷Yanagisawa, A.; Habaue, S.; Yasue, K.; Yamamoto, H. *J. Am. Chem. Soc.* **1994**, *116*, 6130.

⁶⁵⁸Loh, T.-P.; Zhou, J.-R. *Tetrahedron Lett.* **1999**, *40*, 9115.

⁶⁵⁹Evans, W.J.; Workman, P.S.; Allen, N.T. *Org. Lett.* **2003**, *5*, 2041.

⁶⁶⁰Chan, T.H.; Yang, Y. *Tetrahedron Lett.* **1999**, *40*, 3863.

⁶⁶¹Miyamoto, H.; Daikawa, N.; Tanaka, K. *Tetrahedron Lett.* **2003**, *44*, 6963; Wada, S.; Hayashi, N.; Suzuki, H. *Org. Biomol. Chem.* **2003**, *1*, 2160; Smith, K.; Lock, S.; El-Hiti, G.A.; Wada, M.; Miyoshi, N. *Org. Biomol. Chem.* **2004**, *2*, 935; Xu, X.; Zha, Z.; Miao, Q.; Wang, Z. *Synlett* **2004**, 1171.

⁶⁶²Zhou, J.-Y.; Jia, Y.; Sun, G.-F.; Wu, S.-H. *Synth. Commun.* **1997**, *27*, 1899.

⁶⁶³Ren, P.-D.; Shao, D.; Dong, T.-W. *Synth. Commun.* **1997**, *27*, 2569.

⁶⁶⁴Wada, M.; Fukuma, T.; Morioka, M.; Takahashi, T.; Miyoshi, N. *Tetrahedron Lett.* **1997**, *38*, 8045.

⁶⁶⁵Taylor, R.E.; Ciavarrì, J.P. *Org. Lett.* **1999**, *1*, 467.

⁶⁶⁶Kimura, M.; Shimizu, M.; Shibata, K.; Tazoe, M.; Tamaru, Y. *Angew. Chem. Int. Ed.* **2003**, *42*, 3392.

⁶⁶⁷Wang, M.; Yang, X.-F.; Li, C.-J. *Eur. J. Org. Chem.* **2003**, 998.

⁶⁶⁸Inoue, M.; Suzuki, T.; Nakada, M. *J. Am. Chem. Soc.* **2003**, *125*, 1140.

⁶⁶⁹Matsubara, S.; Ikeda, T.; Oshima, K.; Otimoto, K. *Chem. Lett.* **2001**, 1226.

⁶⁷⁰Kuroboshi, M.; Tanaka, M.; Kishimoto, S.; Goto, K.; Mochizuki, M.; Tanaka, H. *Tetrahedron Lett.* **2000**, *41*, 81.

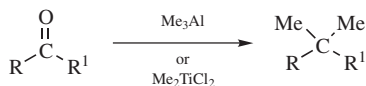
⁶⁷¹Hölemann, A.; Reissig, H.-U. *Synlett* **2004**, 2732.

⁶⁷²Márquez, F.; Llebaria, A.; Delgado, A. *Tetrahedron Asymmetry* **2001**, *12*, 1625.

⁶⁷³Samoshin, V.V.; Gremyachinskiy, D.E.; Smith, L.I.; Bliznets, I.V.; Gross, P.H. *Tetrahedron Lett.* **2002**, *43*, 6329.

⁶⁷⁴Lu, J.-F.; You, J.-S.; Gau, H.-M. *Tetrahedron Asymmetry* **2000**, *11*, 2531.

organotin reagents RSnEt_3 are added to aldehydes.⁶⁷⁵ Trimethylaluminum⁶⁷⁶ and dimethyltitanium dichloride⁶⁷⁷ exhaustively methylate ketones to give *gem*-dimethyl compounds⁶⁷⁸ (see also **10-63**):



The titanium reagent also dimethylates aromatic aldehydes.⁶⁷⁹ Triethylaluminum reacts with aldehydes, however, to give the mono-ethyl alcohol, and in the presence of a chiral additive the reaction proceeds with good asymmetric induction.⁶⁸⁰ A complex of $\text{Me}_3\text{Ti}\cdot\text{MeLi}$ has been shown to be selective for 1,2-addition with conjugated ketones, in the presence of nonconjugated ketones.⁶⁸¹ In other variations, the organometallic reagent is generated *in situ*. 1,4-Dimethoxybenzene reacts with ethyl glyoxylate ($\text{EtO}_2\text{C}-\text{CHO}$) in the presence of 5% $\text{Yb}(\text{OTf})_3$, to give the alcohol formed by addition of the aryl group to the aldehyde unit.⁶⁸²

High ee values have also been obtained with organometallics,⁶⁸³ including organotitanium compounds (methyl, aryl, allylic) in which an optically active ligand is coordinated to the titanium,⁶⁸⁴ allylic boron compounds, and organozinc compounds. As for the organozinc reagents, very high enantioselection was obtained from R_2Zn reagents ($\text{R} = \text{alkyl}$)⁶⁸⁵ and aromatic⁶⁸⁶ aldehydes by the use of a small

⁶⁷⁵Kashin, A.N.; Tulchinsky, M.L.; Beletskaya, I.P. *J. Organomet. Chem.* **1985**, 292, 205.

⁶⁷⁶Meisters, A.; Mole, T. *Aust. J. Chem.* **1974**, 27, 1655. See also, Jeffery, E.A.; Meisters, A.; Mole, T. *Aust. J. Chem.* **1974**, 27, 2569. For discussions of the mechanism of this reaction, see Ashby, E.C.; Smith, R.S. *J. Organomet. Chem.* **1982**, 225, 71. For a review of organoaluminum compounds in organic synthesis, see Maruoka, H.; Yamamoto, H. *Tetrahedron* **1988**, 44, 5001.

⁶⁷⁷Reetz, M.T.; Westermann, J.; Kyung, S. *Chem. Ber.* **1985**, 118, 1050.

⁶⁷⁸For the *gem*-diallylation of anhydrides, with an indium reagent, see Araki, S.; Katsumura, N.; Ito, H.; Butsugan, Y. *Tetrahedron Lett.* **1989**, 30, 1581.

⁶⁷⁹Reetz, M.T.; Kyung, S. *Chem. Ber.* **1987**, 120, 123.

⁶⁸⁰Chan, A.S.C.; Zhang, F.-Y.; Yip, C.-W. *J. Am. Chem. Soc.* **1997**, 119, 4080.

⁶⁸¹Markó, I.E.; Leung, C.W. *J. Am. Chem. Soc.* **1994**, 116, 371.

⁶⁸²Zhang, W.; Wang, P.G. *J. Org. Chem.* **2000**, 65, 4732.

⁶⁸³For examples involving other organometallic compounds, see Abenhaim, D.; Boireau, G.; Deberly, A. *J. Org. Chem.* **1985**, 50, 4045; Minowa, N.; Mukaiyama, T. *Bull. Chem. Soc. Jpn.* **1987**, 60, 3697; Takai, Y.; Kataoka, Y.; Utimoto, K. *J. Org. Chem.* **1990**, 55, 1707.

⁶⁸⁴Reetz, M.T.; K ukenh ohner, T.; Weinig, P. *Tetrahedron Lett.* **1986**, 27, 5711; Wang, J.; Fan, X.; Feng, X.; Quian, Y. *Synthesis* **1989**, 291; Riediker, M.; Duthaler, R.O. *Angew. Chem. Int. Ed.* **1989**, 28, 494; Riediker, M.; Hafner, A.; Piantini, U.; Rihs, G.; Togni, A. *Angew. Chem. Int. Ed.* **1989**, 30, 499.

⁶⁸⁵For a discussion of transition states in the amino alcohol promoted reaction, see Rasmussen, T.; Norrby, P.-O. *J. Am. Chem. Soc.* **2001**, 123, 2464.

⁶⁸⁶For catalysts that are also successful for aliphatic aldehydes, see Takahashi, H.; Kawakita, T.; Yoshioka, M.; Kobayashi, S.; Ohno, M. *Tetrahedron Lett.* **1989**, 30, 7095; Tanaka, K.; Ushio, H.; Suzuki, H. *J. Chem. Soc., Chem. Commun.* **1989**, 1700; Soai, K.; Yokoyama, S.; Hayasaka, T. *J. Org. Chem.* **1991**, 56, 4264.

amount of various catalysts.⁶⁸⁷ The enantioselectivity is influenced by additives, such as LiCl.⁶⁸⁸ Silica-immobilized chiral ligands⁶⁸⁹ can be used in conjunction with dialkylzinc reagents, and polymer-supported ligands have been used.⁶⁹⁰ Chiral dendritic titanium catalysts have been used to give moderate enantioselectivity.⁶⁹¹

Enantioselective reaction of a carbonyl with a dialkylzinc is possible when other functional groups are present in the molecule. Examples include keto esters.⁶⁹² An enzyme-mediated addition of dialkylzinc reagents to aldehydes has also been reported.⁶⁹³ When benzaldehyde was treated with Et₂Zn in the presence of the optically active catalyst 1-piperidino-3,3-dimethyl-2-butanol, a surprising result was obtained. Although the catalyst had only 10.7% excess of one enantiomer, the

⁶⁸⁷For a review, see Pu, L.; Yu, H.-B. *Chem. Rev.* **2001**, *101*, 757. See also, Richmond, M.I.; Seto, C.T. *J. Org. Chem.* **2003**, *68*, 7505; Sprout, C.M.; Seto, C.T. *J. Org. Chem.* **2003**, *68*, 7788; Nugent, W.A. *Org. Lett.* **2002**, *4*, 2133; García, C.; Walsh, P.J. *Org. Lett.* **2003**, *5*, 3641; Kang, S.-W.; Ko, D.-H.; Kim, K.H.; Ha, D.-C. *Org. Lett.* **2003**, *5*, 4517; Mao, J.; Wan, B.; Wang, R.; Wu, F.; Lu, S. *J. Org. Chem.* **2004**, *69*, 9123; Superchi, S.; Giorgio, E.; Scafato, P.; Rosini, C. *Tetrahedron Asymmetry* **2002**, *13*, 1385; Bastin, S.; Ginj, M.; Brocarrd, J.; Pélineski, L.; Novogrocki, G. *Tetrahedron Asymmetry* **2003**, *14*, 1701; Joshi, S.N.; Malhotra, S.V. *Tetrahedron Asymmetry* **2003**, *14*, 1763; Prieto, O.; Ramón, D.J.; Yus, M. *Tetrahedron Asymmetry* **2003**, *14*, 1955; Lesma, G.; Danieli, B.; Passarella, D.; Sacchetti, A.; Silovani, A. *Tetrahedron Asymmetry* **2003**, *14*, 2453; Danilova, T.I.; Rozenberg, V.I.; Starikova, Z.A.; Bräse, S. *Tetrahedron Asymmetry* **2004**, *15*, 223; Scarpi, D.; Lo Galbo, F.; Occhiato, E.G.; Guarna, A. *Tetrahedron Asymmetry* **2004**, *15*, 1319; Funabashi, K.; Jachmann, M.; Kanai, M.; Shibasaki, M. *Angew. Chem. Int. Ed.* **2003**, *42*, 5489; Lake, F.; Moberg, C. *Eur. J. Org. Chem.* **2002**, 3179; Reddy, K.S.; Solà, L.; Huang, W.-S.; Pu, L. *J. Org. Chem.* **1999**, *64*, 4222; Paleo, M.R.; Cabeza, I.; Sardina, F.J. *J. Org. Chem.* **2000**, *65*, 2108; Yang, L.; Shen, J.; Da, C.; Wang, R.; Choi, M.C.K.; Yang, L.; Wong, K.-y. *Tetrahedron Asymmetry* **1999**, *10*, 133; Shi, M.; Jiang, J.-K. *Tetrahedron Asymmetry* **1999**, *10*, 1673; Kawanami, Y.; Mitsuie, T.; Miki, M.; Sakamoto, T.; Nishitani, K. *Tetrahedron* **2000**, *56*, 175; Hanyu, N.; Aoki, T.; Mino, T.; Sakamoto, M.; Fujita, T. *Tetrahedron Asymmetry* **2000**, *11*, 2971; Arroyo, N.; Haslinger, U.; Mereiter, K.; Widhalm, M. *Tetrahedron Asymmetry* **2000**, *11*, 4207; Jimeno, C.; Moyano, A.; Pericàs, M.A.; Riera, A. *Synlett* **2001**, 1155; Hermesen, P.J.; Cremers, J.G.O.; Thijs, L.; Zwanenburg, B. *Tetrahedron Lett.* **2001**, *42*, 4243; Xu, Q.; Wang, H.; Pan, X.; Chan, A.S.C.; Yang, T.-k. *Tetrahedron Lett.* **2001**, *42*, 6171; Yang, X.-w.; Shen, J.-h.; Da, C.-s.; Wang, H.-s.; Su, W.; Liu, D.-x.; Wang, R.; Choi, M.C.K.; Chan, A.S.C. *Tetrahedron Lett.* **2001**, *42*, 6573; Ohga, T.; Umeda, S.; Kawanami, Y. *Tetrahedron* **2001**, *57*, 4825; Zhao, G.; Li, X.-G.; Wang, X.-R. *Tetrahedron Asymmetry* **2001**, *12*, 399; You, J.-S.; Shao, M.-Y.; Gau, H.-M. *Tetrahedron Asymmetry* **2001**, *12*, 2971; Priego, J.; Mancheño, O.G.; Cabrera, S.; Carretero, J.C. *Chem. Commun.* **2001**, 2026; Bolm, C.; Kesselgruber, M.; Hermanns, N.; Hildebrand, J.P.; Raabe, G. *Angew. Chem. Int. Ed.* **2001**, *40*, 1488; Wipf, P.; Wang, X. *Org. Lett.* **2002**, *4*, 1197; Braga, A.L.; Milani, P.; Paixão, M.W.; Zeni, G.; Rodrigues, O.E.D.; Alves, E.F. *Chem. Commun.* **2004**, 2488; Sibi, M.P.; Stanley, L.M. *Tetrahedron Asymmetry* **2004**, *15*, 3353; Tseng, S.-L.; Yang, T.-K. *Tetrahedron Asymmetry* **2004**, *15*, 3375; Harada, T.; Kanda, K.; Hiraoka, Y.; Marutani, Y.; Nakatsugawa, M. *Tetrahedron Asymmetry* **2004**, *15*, 3879; Casey, M.; Smyth, M.P. *Synlett* **2003**, 102.

⁶⁸⁸Sosa-Rivadeneira, M.; Muñoz-Muñiz, O.; de Parrodi, C.A.; Quintero, L.; Juaristi, E. *J. Org. Chem.* **2003**, *68*, 2369; García, C.; La Rochelle, L.K.; Walsh, P.J. *J. Am. Chem. Soc.* **2002**, *124*, 10970; Priego, J.; Mancheño, O.G.; Cabrera, S.; Carretero, J.C. *J. Org. Chem.* **2002**, *67*, 1346.

⁶⁸⁹Frailé, J.M.; Mayoral, J.A.; Servano, J.; Pericàs, M.A.; Solà, L.; Castellnou, D. *Org. Lett.* **2003**, *5*, 4333.

⁶⁹⁰Sung, D.W.L.; Hodge, P.; Stratford, P.W. *J. Chem. Soc., Perkin Trans. 1* **1999**, 1463; Lipshutz, B.H.; Shin, Y.-J. *Tetrahedron Lett.* **2000**, *41*, 9515.

⁶⁹¹Fan, O.-H.; Liu, G.-H.; Chen, X.-M.; Deng, G.-J.; Chan, A.S.C. *Tetrahedron Asymmetry* **2001**, *12*, 1559.

⁶⁹²DiMauro, E.F.; Kozlowski, M.C. *Org. Lett.* **2002**, *4*, 3781.

⁶⁹³Yang, W.K.; Cho, B.T. *Tetrahedron Asymmetry* **2000**, *11*, 2947.

product PhCH(OH)Me had an ee of 82%.⁶⁹⁴ When the catalyst ee was increased to 20.5%, the product ee rose to 88%. The question is, how could a catalyst produce a product with an ee much higher than itself? One possible explanation⁶⁹⁵ is that (*R*) and (*S*) molecules of the catalyst form a complex with each other, and that only the uncomplexed molecules are actually involved in the reaction. Since initially the number of (*R*) and (*S*) molecules was not the same, the (*R/S*) ratio of the uncomplexed molecules must be considerably higher (or lower) than that of the initial mixture.

Although organoboranes do not generally add to aldehydes and ketones,⁶⁹⁶ allylic boranes are exceptions.⁶⁹⁷ When they add, an allylic rearrangement always takes place. Allylic rearrangements take place with the other reagents as well. The use of a chiral catalyst leads to asymmetric induction⁶⁹⁸ and chiral allylic boranes have been prepared.⁶⁹⁹ It is noted that chloroboranes (R_2BCl) react with aldehydes via acyl addition of the alkyl group, giving the corresponding alcohol after treatment with water.⁷⁰⁰ A variation is the reaction of a diketone, where one carbonyl is conjugated. Treatment with catecholborane gives addition to the conjugated ketone, and subsequent cyclization of the resulting organometallic at the nonconjugated ketone gives a cyclic alcohol with a pendant ketone unit, after treatment with methanol.⁷⁰¹ In the presence of ruthenium complexes, $RB(OH)_2$ and arylboronic acids $ArB(OH)_2$ (p. 815) add to aldehydes to give the corresponding alcohol.⁷⁰² Polymer-bound aryl borates add an aryl group to aldehydes in the presence of a rhodium catalyst.⁷⁰³ An intramolecular version of the phenylboronic acid-induced reaction is known, where a molecule with ketone and conjugated ketone units is converted to a cyclic alcohol using a chiral rhodium catalyst.⁷⁰⁴ Allylic boronates add to aldehydes.⁷⁰⁵

⁶⁹⁴Oguni, N.; Matsuda, Y.; Kaneko, T. *J. Am. Chem. Soc.* **1988**, *110*, 7877.

⁶⁹⁵See Wynberg, H. *Chimia* **1989**, *43*, 150.

⁶⁹⁶For another exception, involving a vinylic borane, see Satoh, Y.; Tayano, T.; Hara, S.; Suzuki, A. *Tetrahedron Lett.* **1989**, *30*, 5153.

⁶⁹⁷For reviews, see Hoffmann, R.W.; Niel, G.; Schlapbach, A. *Pure Appl. Chem.* **1990**, *62*, 1993; Pelter, A.; Smith, K.; Brown, H.C. *Borane Reagents*, Academic Press, NY, **1988**, pp. 310–318. For a review of allylic boranes, see Bubnov, Yu.N. *Pure Appl. Chem.* **1987**, *21*, 895. For an example that proceeds with asymmetric induction, see Buynak, J.D.; Geng, B.; Uang, S.; Strickland, J.B. *Tetrahedron Lett.* **1994**, *35*, 985.

⁶⁹⁸Ishiyama, T.; Ahiko, T.-a.; Miyaura, N. *J. Am. Chem. Soc.* **2002**, *124*, 12414; Wada, R.; Oisaki, K.; Kanai, M.; Shibasaki, M. *J. Am. Chem. Soc.* **2004**, *126*, 8910.

⁶⁹⁹Lachance, H.; Lu, X.; Gravel, M.; Hall, D.G. *J. Am. Chem. Soc.* **2003**, *125*, 10160; Ramachandran, P.V.; Krezeminski, M.P.; Reddy, M.V.R.; Brown, H.C. *Tetrahedron Asymmetry* **1999**, *10*, 11; Roush, W.R.; Pinchuk, A.N.; Micalizio, G.C. *Tetrahedron Lett.* **2000**, *41*, 9413; Wu, T.R.; Shen, L.; Chong, J.M. *Org. Lett.* **2004**, *6*, 2701.

⁷⁰⁰Kabalka, G.W.; Wu, Z.; Ju, Y. *Tetrahedron* **2001**, *57*, 1663; Kabalka, G.W.; Wu, Z.; Ju, Y. *Tetrahedron* **2002**, *58*, 3243.

⁷⁰¹Huddleston, R.R.; Cauble, D.F.; Krische, M.J. *J. Org. Chem.* **2003**, *68*, 11.

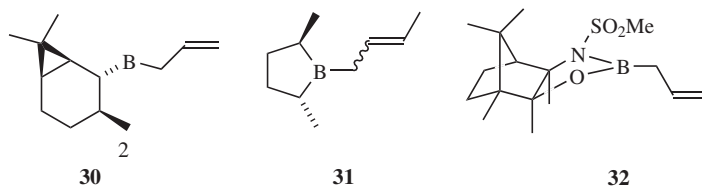
⁷⁰²Ueda, M.; Miyaura, N. *J. Org. Chem.* **2000**, *65*, 4450 and references cited therein.

⁷⁰³Pourbaix, C.; Carreaux, F.; Carboni, B. *Org. Lett.* **2001**, *3*, 803; Rudolph, J.; Schmidt, F.; Bolm, C. *Synthesis* **2005**, 840.

⁷⁰⁴Cauble, D.F.; Gipson, J.D.; Krische, M.J. *J. Am. Chem. Soc.* **2003**, *125*, 1110.

⁷⁰⁵For a review of the scandium-catalyzed enantioselective addition, see Gravel, M.; Lachance, H.; Lu, X.; Hall, D.G. *Synthesis* **2004**, 1290.

A number of optically active allylic boron compounds have been used, including ⁷⁰⁶ B-allylbis(2-isocaranyl)borane (**30**), ⁷⁰⁷ (*E*)- and (*Z*)-crotyl-(*R,R*)-2,5-dimethylborolanes (**31**), ⁷⁰⁸ and the borneol



derivative **32**,⁷⁰⁹ all of which add an allyl group to aldehydes, with good enantioselectivity. Where the substrate possesses an aryl group or a triple bond, enantioselectivity is enhanced by using a metal carbonyl complex of the substrate.⁷¹⁰

Alkenes and alkynes add to aldehydes or ketones by conversion to a reactive organometallic. A radical-type addition is possible using alkenes with BEt_3 . Benzaldehyde reacted with isoprene in the presence of BEt_3 and $\text{Ni}(\text{acac})_2$ to give an anti-Markovnikov-type addition to the carbonyl, $\text{C}=\text{C}-\text{C}(\text{Me})=\text{C} + \text{PhCHO} \rightarrow \text{C}=\text{CCHMeCH}_2\text{CH}(\text{OH})\text{Ph}$.⁷¹¹ Alkynes add to aldehydes elsewhere in the same molecule in the presence of BEt_3 and a nickel catalyst to give a cyclic allylic alcohol.⁷¹² Alkene aldehydes react similarly using Me_3SiOTf .⁷¹³ In a similar manner, dienes add to aldehydes in the presence of a nickel catalyst.⁷¹⁴ Propargylic halides add to aldehydes to give an allenic alcohol using $\beta\text{-SnO}[\text{Rd}(\text{cod})\text{Cl}]_2$.⁷¹⁵ Allylic acetates react with ketones to give the homoallylic alcohol under electrochemical conditions that include bipyridyl, tetrabutylammonium tetrafluoroborate and FeBr_2 .⁷¹⁶ Terminal alkynes react with zirconium complexes and Me_2Zn to give an allylic tertiary alcohol.⁷¹⁷ Internal alkynes also give allylic alcohols in the presence of BEt_3 and a nickel catalysts.⁷¹⁸ Reaction of an aldehyde containing a conjugated diene unit with diethylzinc and a nickel catalyst leads to cyclic

⁷⁰⁶For some others, see Hoffmann, R.W. *Pure Appl. Chem.* **1988**, *60*, 123; Corey, E.J.; Yu, C.; Kim, S.S. *J. Am. Chem. Soc.* **1989**, *111*, 5495; Roush, W.R.; Ando, K.; Powers, D.B.; Palkowitz, A.D.; Halterman, R.L. *J. Am. Chem. Soc.* **1990**, *112*, 6339; Brown, H.C.; Randad, R.S. *Tetrahedron Lett.* **1990**, *31*, 455; Stürmer, R.; Hoffmann, R.W. *Synlett* **1990**, 759.

⁷⁰⁷Racherla, U.S.; Brown, H.C. *J. Org. Chem.* **1991**, *56*, 401, and references cited therein.

⁷⁰⁸Garcia, J.; Kim, B.M.; Masamune, S. *J. Org. Chem.* **1987**, *52*, 4831.

⁷⁰⁹Reetz, M.T.; Zierke, T. *Chem. Ind. (London)* **1988**, 663.

⁷¹⁰Roush, W.R.; Park, J.C. *J. Org. Chem.* **1990**, *55*, 1143.

⁷¹¹Kimura, M.; Fujimatsu, H.; Ezoe, A.; Shibata, K.; Shimizu, M.; Matsumoto, S.; Tamaru, Y. *Angew. Chem. Int. Ed.* **1999**, *38*, 397.

⁷¹²Miller, K.M.; Huang, W.-S.; Jamison, T.F. *J. Am. Chem. Soc.* **2003**, *125*, 3442; Miller, K.M.; Luanphaisarnmont, T.; Molinaro, C.; Jamison, T.F. *J. Am. Chem. Soc.* **2004**, *126*, 4130.

⁷¹³Suginome, M.; Iwanami, T.; Yamamoto, A.; Ito, Y. *Synlett* **2001**, 1042.

⁷¹⁴Sawaki, R.; Sato, Y.; Mori, M. *Org. Lett.* **2004**, *6*, 1131.

⁷¹⁵Banerjee, M.; Roy, S. *Org. Lett.* **2004**, *6*, 2137.

⁷¹⁶Durandetti, M.; Meignin, C.; Périchon, J. *J. Org. Chem.* **2003**, *68*, 3121.

⁷¹⁷Li, H.; Walsh, P.J. *J. Am. Chem. Soc.* **2004**, *126*, 6538.

⁷¹⁸Miller, K.M.; Jamison, T.F. *J. Am. Chem. Soc.* **2004**, *126*, 15342.

alcohols having a pendant allylic unit.⁷¹⁹ A similar reaction was reported using a copper catalyst.⁷²⁰ Vinyl iodides also react with Cp_2ZrCl_2 to give a vinylzirconium complex that reacts with aldehydes.⁷²¹ The intramolecular addition of an alkene to an aldehyde leads to a saturated cyclic alcohol using PhSiH_3 and a cobalt catalyst.⁷²² Intramolecular addition of a conjugated ester (via the β -carbon) to an aldehyde generates a cyclic ketone.⁷²³ This type of coupling has been called the *Stetter reaction*,⁷²⁴ which actually involves the addition of aldehydes to activated double bonds (**15-34**), mediated by a catalytic amount of thiazolium salt in the presence of a weak base. The intramolecular addition of the allene moiety to an aldehyde is catalyzed by a palladium complex in the presence of $\text{Me}_3\text{SiSn-Bu}_3$.⁷²⁵ A highly enantio- and diastereoselective intramolecular Stetter reaction has been developed.⁷²⁶ Alkynyl aldehydes react with silanes such as Et_3SiH and a nickel catalyst to give a cyclic compound having a silyl ether and an exocyclic vinylidene unit.⁷²⁷ Alkene-aldehydes give cyclic alcohols via intramolecular addition of the $\text{C}=\text{C}$ unit to the carbonyl under electrolytic conditions using a phase-transfer catalyst.⁷²⁸ A similar cyclization was reported using SnCl_4 .⁷²⁹ Vinylidene cycloalkanes react with aldehydes in the presence of a palladium catalyst to give a homoallylic alcohol where addition occurs at the carbon exocyclic to the ring.⁷³⁰ Alkenes having an allylic hydrogen react with α -keto aldehydes, with a cobalt catalyst, to give α -hydroxy ketones where the alcohol is homoallylic relative to the $\text{C}=\text{C}$ unit.⁷³¹ Allenes react with benzaldehyde using HCl-SnCl_2 with a palladium catalyst.⁷³² Silyl allenenes react with aldehydes in the presence of a chiral scandium catalyst to give homopropargylic alcohols with good enantioselectivity.⁷³³ Intramolecular addition of an allene to aldehyde via addition of phenyl when treated with PhI and a palladium catalyst.⁷³⁴ Allenes add to ketones

⁷¹⁹Shibata, K.; Kimura, M.; Shimizu, M.; Tamaru, Y. *Org. Lett.* **2001**, *3*, 2181.

⁷²⁰Agapiou, K.; Cauble, D.F.; Krische, M.J. *J. Am. Chem. Soc.* **2004**, *126*, 4528.

⁷²¹Namba, K.; Kishi, Y. *Org. Lett.* **2004**, *6*, 5031.

⁷²²Baik, T.-G.; Luis, A.L.; Wang, L.-C.; Krische, M.J. *J. Am. Chem. Soc.* **2001**, *123*, 5112.

⁷²³Kerr, M.S.; Rovis, T. *J. Am. Chem. Soc.* **2004**, *126*, 8876.

⁷²⁴Stetter, H.; Schreckenberger, M. *Angew. Chem., Int. Ed.* **1973**, *12*, 81; Stetter, H. *Angew. Chem., Int. Ed.* **1976**, *15*, 639; Stetter, H.; Kuhlmann, H. *Org. React.* **1991**, *40*, 407; Enders, D.; Breuer, K.; Runsink, J.; Teles, J.H. *Helv. Chim. Acta* **1996**, *79*, 1899; Kerr, M.S.; Rovis, T. *J. Am. Chem. Soc.* **2004**, *126*, 8876; Pesch, J.; Harms, K.; Bach, T. *Eur. J. Org. Chem.* **2004**, 2025; Mennen, S.; Blank, J.; Tran-Dube, M.B.; Imbriglio, J.E.; Miller, S.J. *Chem. Commun.* **2005**, 195. For examples of the Stetter reaction with acyl silanes, see Mattson, A.E.; Bharadwaj, A.R.; Scheidt, K.A. *J. Am. Chem. Soc.* **2004**, *126*, 2314.

⁷²⁵Kang, S.-K.; Ha, Y.-H.; Ko, B.-S.; Lim, Y.; Jung, J. *Angew. Chem. Int. Ed.* **2002**, *41*, 343.

⁷²⁶Read de Alaniz, J.; Rovis, T. *J. Am. Chem. Soc.* **2005**, *127*, 6284; Kerr, M.S.; Read de Alaniz, J.; Rovis, T. *J. Am. Chem. Soc.* **2002**, *124*, 10298.

⁷²⁷Tang, X.-Q.; Montgomery, J. *J. Am. Chem. Soc.* **1999**, *121*, 6098.

⁷²⁸Locher, C.; Peerzada, N. *J. Chem. Soc., Perkin Trans. 1* **1999**, 179.

⁷²⁹Alcaide, B.; Pardo, C.; Rodríguez-Ranera, C.; Rodríguez-Vicente, A. *Org. Lett.* **2001**, *3*, 4205.

⁷³⁰Hao, J.; Hatano, M.; Mikami, K. *Org. Lett.* **2000**, *2*, 4059.

⁷³¹Kezuka, S.; Ikeno, T.; Yamada, T. *Org. Lett.* **2001**, *3*, 1937.

⁷³²Chang, H.-M.; Cheng, C.-H. *Org. Lett.* **2000**, *2*, 3439.

⁷³³Evans, D.A.; Sweeney, Z.K.; Rovis, T.; Tedrow, J.S. *J. Am. Chem. Soc.* **2001**, *123*, 12095.

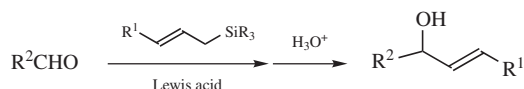
⁷³⁴Kang, S.-K.; Lee, S.-W.; Jung, J.; Lim, Y. *J. Org. Chem.* **2002**, *67*, 4376.

to give homoallylic alcohols in the presence of SmI_2 and HMPA.⁷³⁵ Allenes add to carbonyl groups in the presence of 2.2 equivalents of SmI_2 and an excess of HMPA.⁷³⁶ Alkenes have an allylic methyl group add to formaldehyde, in the presence of $\text{BF}_3 \cdot \text{OEt}_2$, to give a homoallylic alcohol.⁷³⁷ Conjugated dienes react with aldehyde via acyl addition of a terminal carbon of the diene, in the presence of $\text{Ni}(\text{acac})_2$ and Et_2Zn .⁷³⁸ Aldehydes having an allylic acetate unit elsewhere in the molecule undergo cyclization in CO and a ruthenium catalyst to give a cyclic alcohol with a pendant vinyl group.⁷³⁹

Allylic trifluoroborates (p. 817) react with aldehydes to give the homoallylic alcohol. Pivaldehyde reacts with potassium 2-butenyltrifluoroborate and a catalytic amount of tetrabutylammonium iodide to give 2,2,4-trimethylhex-5-en-3-ol.⁷⁴⁰ Aliphatic aldehydes react with this reagent, in the presence of $\text{BF}_3 \cdot \text{OEt}_2$, to give the homoallylic alcohol with allylic rearrangement and a preference for the syn diastereomer,⁷⁴¹ and aryl aldehydes react as well.⁷⁴²

16-26 Addition of Trialkylallylsilanes to Aldehydes and Ketones

O-Hydro-C-alkyl-addition



Allylic trialkyl, trialkoxy, and trihalosilanes add to aldehydes to give the homoallylic alcohols in the presence of a Lewis acid⁷⁴³ (including TaCl_5 ⁷⁴⁴ and YbCl_3 ⁷⁴⁵), Me_3SiOTf ,⁷⁴⁶ fluoride ion,⁷⁴⁷ proazaphosphatranes,⁷⁴⁸ or a catalytic amount of iodine.⁷⁴⁹ The mechanism of this reaction has been examined.⁷⁵⁰ A ruthenium catalyst has also been used in conjunction with an arylsilane and an aldehyde.⁷⁵¹

⁷³⁵Hölemann, A.; Reissig, H.-U. *Org. Lett.* **2003**, *5*, 1463.

⁷³⁶Hölemann, A.; Reißig, H.-U. *Chem. Eur. J.* **2004**, *10*, 5493.

⁷³⁷Okachi, T.; Fujimoto, K.; Onaka, M. *Org. Lett.* **2002**, *4*, 1667.

⁷³⁸Loh, T.-P.; Song, H.-Y.; Zhou, Y. *Org. Lett.* **2002**, *4*, 2715.

⁷³⁹Yu, C.-M.; Lee, S.; Hong, Y.-T.; Yoon, S.-K. *Tetrahedron Lett.* **2004**, *45*, 6557.

⁷⁴⁰Thadani, A.N.; Batey, R.A. *Org. Lett.* **2002**, *4*, 3827.

⁷⁴¹Batey, R.A.; Thadani, A.N.; Smil, D.V. *Tetrahedron Lett.* **1999**, *40*, 4289.

⁷⁴²Batey, R.A.; Thadani, A.N.; Smil, D.V.; Lough, A.J. *Synthesis* **2000**, 990.

⁷⁴³For reviews, see Fleming, I.; Dunoguès, J.; Smithers, R. *Org. React.* **1989**, *37*, 57, 113–125, 290–328; Parnes, Z.N.; Bolestova, G.I. *Synthesis* **1984**, 991, see pp. 997–1000. For studies of the mechanism, see Denmark, S.E.; Weber, E.J.; Wilson, T.; Willson, T.M. *Tetrahedron* **1989**, *45*, 1053; Keck, G.E.; Andrus, M.B.; Castellino, S. *J. Am. Chem. Soc.* **1989**, *111*, 8136. For examples, see Aggarwal, V.K.; Vennall, G.P. *Tetrahedron Lett.* **1996**, *37*, 3745.

⁷⁴⁴Chandrasekhar, S.; Mohanty, P.K.; Raza, A. *Synth. Commun.* **1999**, *29*, 257.

⁷⁴⁵Fang, X.; Watkin, J.G.; Warner, B.P. *Tetrahedron Lett.* **2000**, *41*, 447.

⁷⁴⁶Davis, A.P.; Jaspars, M. *Angew. Chem. Int. Ed.* **1992**, *31*, 470.

⁷⁴⁷See Cossy, J.; Lutz, F.; Alauze, V.; Meyer, C. *Synlett* **2002**, 45.

⁷⁴⁸Wang, Z.; Kisanga, P.; Verkade, J.G. *J. Org. Chem.* **1999**, *64*, 6459.

⁷⁴⁹Yadav, J.S.; Chand, P.K.; Anjaneyulu, S. *Tetrahedron Lett.* **2002**, *43*, 3783.

⁷⁵⁰Bottoni, A.; Costa, A.L.; DiTommaso, D.; Rossi, I.; Tagliavini, E. *J. Am. Chem. Soc.* **1997**, *119*, 12131.

⁷⁵¹Fujii, T.; Koike, T.; Mori, A.; Osakada, K. *Synlett* **2002**, 298.

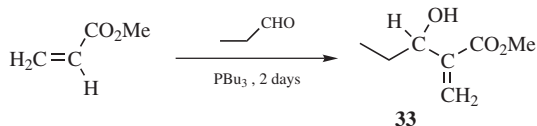
The reaction of an allene aldehyde with Et_3SiH , CO and a rhodium catalyst leads to addition to the alkene followed by intramolecular addition to the aldehyde to give the cyclic alcohol.⁷⁵² Allyl(trimethoxy)silane adds an allyl group to aldehydes using a CdF_2 ⁷⁵³ catalyst or a chiral AgF complex.⁷⁵⁴ Allyltrichlorosilanes have also been used in addition reactions with aldehydes.⁷⁵⁵ Hünig's base ($i\text{Pr}_2\text{NET}$) and a sulfoxide have also been used to facilitate the addition of an allyl group to an aldehyde from allyltrichlorosilane.⁷⁵⁶

Allyltrichlorosilane reacts with benzaldehyde in the presence of Bu_4NF to give 1-phenylbut-3-en-1-ol,⁷⁵⁷ and with a chiral additive the reaction proceeds with good enantioselectivity. When chiral titanium complexes are used in the reaction, allylic alcohols are produced with good asymmetric induction.⁷⁵⁸ Other chiral additives have been used,⁷⁵⁹ as well as chiral catalysts,⁷⁶⁰ and chiral complexes of allyl silanes.⁷⁶¹ Chiral allylic silyl derivatives add to aldehydes to give the chiral homoallylic alcohol.⁷⁶²

Allylic silanes react with *gem*-diacetates in the presence of InCl_3 to give a homoallylic acetate⁷⁶³ or with dimethyl acetals and TMSOTf in an ionic liquid to give the homoallylic methyl ether.⁷⁶⁴ Allylic alcohols can be treated with TMS-Cl and NaI, and then Bi to give an organometallic reagent that adds to aldehydes.⁷⁶⁵

16-27 Addition of Conjugated Alkenes to Aldehydes (the Baylis-Hillman Reaction)⁷⁶⁶

O-Hydro-*C*-alkenyl-addition



⁷⁵²Kang, S.-K.; Hong, Y.-T.; Lee, J.-H.; Kim, W.-Y.; Lee, I.; Yu, C.-M. *Org. Lett.* **2003**, *5*, 2813.

⁷⁵³Aoyama, N.; Hamada, T.; Manabe, K.; Kobayashi, S. *Chem. Commun.* **2003**, 676.

⁷⁵⁴Yanagisawa, A.; Kageyama, H.; Nakatsuka, Y.; Asakawa, K.; Matsumoto, Y.; Yamamoto, H. *Angew. Chem. Int. Ed.* **1999**, *38*, 3701.

⁷⁵⁵Kobayashi, S.; Nishio, K. *J. Org. Chem.* **1994**, *59*, 6620.

⁷⁵⁶Massa, A.; Malkov, A.V.; Kočovský, P.; Scettri, A. *Tetrahedron Lett.* **2003**, *44*, 7179.

⁷⁵⁷Malkov, A.V.; Bell, M.; Orsini, M.; Pernazza, D.; Massa, A.; Herrmann, P.; Meghani, P.; Kočovský, P. *J. Org. Chem.* **2003**, *68*, 9659.

⁷⁵⁸Gauthier Jr., D.R.; Carreira, E.M. *Angew. Chem. Int. Ed.* **1996**, *35*, 2363.

⁷⁵⁹Angell, R.M.; Barrett, A.G.M.; Braddock, D.C.; Swallow, S.; Vickery, B.D. *Chem. Commun.* **1997**, 919.

⁷⁶⁰Malkov, A.V.; Dufková, L.; Farrugia, L.; Kočovský, P. *Angew. Chem. Int. Ed.* **2003**, *42*, 3802; Bode, J.W.; Gauthier, Jr., D.R.; Carreira, E.M. *Chem. Commun.* **2001**, 2560.

⁷⁶¹Zhang, L.C.; Sakurai, H.; Kira, M. *Chem. Commun.* **1997**, 129; Iseki, K.; Mizuno, S.; Kuroki, Y.; Kobayashi, Y. *Tetrahedron* **1999**, *55*, 977

⁷⁶²Wang, X.; Meng, Q.; Nation, A.J.; Leighton, J.L. *J. Am. Chem. Soc.* **2002**, *124*, 10672; Kubota, K.; Leighton, J.L. *Angew. Chem. Int. Ed.* **2003**, *42*, 946; Hackman, B.M.; Lombardi, P.J.; Leighton, J.L. *Org. Lett.* **2004**, *6*, 4375.

⁷⁶³Yadav, J.S.; Reddy, B.V.S.; Madhuri, Ch.; Sabitha, G. *Chem. Lett.* **2001**, 18.

⁷⁶⁴In bmim PF₆, 1-butyl-3-methylimidazolium hexafluorophosphate: Zerth, H.M.; Leonard, N.M.; Mohan, R.S. *Org. Lett.* **2003**, *5*, 55.

⁷⁶⁵Miyoshi, N.; Nishio, M.; Murakami, S.; Fukuma, T.; Wada, M. *Bull. Chem. Soc. Jpn.* **2000**, *73*, 689.

⁷⁶⁶For a review, see Basavaih, D.; Rao, A.J.; Satyanarayana, T. *Chem. Rev.* **2003**, *103*, 811.

In the presence of a base,⁷⁶⁷ such as 1,4-diazabicyclo[2.2.2]octane (DABCO) or trialkylphosphines, conjugated carbonyl compounds (ketones, esters,⁷⁶⁸ thioesters,⁷⁶⁹ and amides⁷⁷⁰) add to aldehydes via the α -carbon to give α -alkenyl- β -hydroxy esters or amides. This sequence is called the *Baylis–Hillman reaction*,⁷⁷¹ and a simple example is the formation of **33**.⁷⁷² It was observed that methyl vinyl ketone gave other products in the Baylis–Hillman reaction, whereas conjugated esters did not.⁷⁷³ Methods that are catalytic in base have been developed for the Baylis–Hillman reaction.⁷⁷⁴ Both microwave irradiation⁷⁷⁵ and ultrasound⁷⁷⁶ have been used to induce the reaction. Under certain conditions, rate enhancements have been observed.⁷⁷⁷ Rate acceleration occurs with bis-aryl(thio)ureas in a DABCO-promoted reaction.⁷⁷⁸ The reaction has been done in ionic liquids⁷⁷⁹ and polyethylene glycol (PEG)⁷⁸⁰ or sulpholane.⁷⁸¹ Alkynyl carbonyl compounds can be used as partners in the Baylis–Hillman reaction.⁷⁸² Transition metal compounds can facilitate the Baylis–Hillman reaction, and $\text{BF}_3 \cdot \text{OEt}_2$ has been used.⁷⁸³ With the boron trifluoride

⁷⁶⁷For an example using NaOMe, see Luo, S.; Mi, X.; Xu, H.; Wang, P.G.; Cheng, J.-P. *J. Org. Chem.* **2004**, *69*, 8413.

⁷⁶⁸For an example with a conjugated lactone, see Karur, S.; Hardin, J.; Headley, A.; Li, G. *Tetrahedron Lett.* **2003**, *44*, 2991.

⁷⁶⁹Pei, W.; Wei, H.-X.; Li, G. *Chem. Commun.* **2002**, 1856.

⁷⁷⁰See Yu, C.; Hu, L. *J. Org. Chem.* **2002**, *67*, 219; Faltin, C.; Fleming, E.M.; Connon, S.J. *J. Org. Chem.* **2004**, *69*, 6496.

⁷⁷¹Baylis, A.B.; Hillman, M.E.D. Ger. Offen. 2,155,133 *Chem. Abstr.*, **1972**, *77*, 34174q [U.S. Patent 3,743,668]; Drewes, S.E.; Roos, G.H.P. *Tetrahedron* **1988**, *44*, 4653. For a review, see Basavaiah, D.; Rao, P.D.; Hyma, R.S. *Tetrahedron* **1996**, *52*, 8001.

⁷⁷²Rafel, S.; Leahy, J.W. *J. Org. Chem.* **1997**, *62*, 1521. Also see, Drewes, S.E.; Rohwer, M.B. *Synth. Commun.* **1997**, *27*, 415.

⁷⁷³Shi, M.; Li, C.-Q.; Jiang, J.-K. *Chem. Commun.* **2001**, 833.

⁷⁷⁴With imidazole: Gatri, R.; El Gaïed, M.M. *Tetrahedron Lett.* **2002**, *43*, 7835. With azoles: Luo, S.; Mi, X.; Wang, P.G.; Cheng, J.-P. *Tetrahedron Lett.* **2004**, *45*, 5171. With proazaphosphatranes/ TiCl_4 : You, J.; Xu, J.; Verkade, J.G. *Angew. Chem. Int. Ed.* **2003**, *42*, 5054. See Leadbeater, N.E.; van der Pol, C. *J. Chem. Soc., Perkin Trans. 1* **2001**, 2831. For a discussion of $\text{p}K_a$ and reactivity, see Aggarwal, V.K.; Emme, I.; Fulford, S.Y. *J. Org. Chem.* **2003**, *68*, 692.

⁷⁷⁵Kundu, M.K.; Mukherjee, S.B.; Balu, N.; Padmakumar, R.; Bhat, S.V. *Synlett* **1994**, 444.

⁷⁷⁶Coelho, F.; Almeida, W.P.; Veronese, D.; Mateus, C.R.; Lopes, E.C.S.; Rossi, R.C.; Silveira, G.P.C.; Pavam, C.H. *Tetrahedron* **2002**, *58*, 7437.

⁷⁷⁷See Rafel, S.; Leahy, J.W. *J. Org. Chem.* **1997**, *62*, 1521; Lee, W.-D.; Yang, K.-S.; Chen, K. *Chem. Commun.* **2001**, 1612. For rate acceleration in water or aqueous media, see Augé, J.; Lubin, N.; Lubineau, A. *Tetrahedron Lett.* **1994**, *35*, 7947; Luo, S.; Wang, P.G.; Cheng, J.-P. *J. Org. Chem.* **2004**, *69*, 555; Cai, J.; Zhou, Z.; Zhao, G.; Tang, C. *Org. Lett.* **2002**, *4*, 4723. For rate acceleration in polar solvents, see Aggarwal, V.K.; Dean, D.K.; Mereu, A.; Williams, R. *J. Org. Chem.* **2002**, *67*, 510. For a discussion of salt effects, see Kumar, A.; Pawar, S.S. *Tetrahedron* **2003**, *59*, 5019.

⁷⁷⁸Maher, D.J.; Connon, S.J. *Tetrahedron Lett.* **2004**, *45*, 1301.

⁷⁷⁹Rosa, J.N.; Afonso, C.A.M.; Santos, A.G. *Tetrahedron* **2001**, *57*, 4189. For an example in a chiral ionic liquid, see Pégot, B.; Vo-Thanh, G.; Gori, D.; Loupy, A. *Tetrahedron Lett.* **2004**, *45*, 6425.

⁷⁸⁰Chandrasekhar, S.; Narsihmulu, Ch.; Saritha, B.; Sultana, S.S. *Tetrahedron Lett.* **2004**, *45*, 5865.

⁷⁸¹Krishna, P.R.; Manjuvani, A.; Kannan, V.; Sharma, G.V.M. *Tetrahedron Lett.* **2004**, *45*, 1183.

⁷⁸²Matsuya, Y.; Hayashi, K.; Nemoto, H. *J. Am. Chem. Soc.* **2003**, *125*, 646; Wei, H.-X.; Jasoni, R.L.; Hu, J.; Li, G.; Paré, P.W. *Tetrahedron* **2004**, *60*, 10233; Shi, M.; Wang, C.-J. *Helv. Chim. Acta* **2002**, *85*, 841.

⁷⁸³Walsh, L.M.; Winn, C.L.; Goodman, J.M. *Tetrahedron Lett.* **2002**, *43*, 8219.

induced reaction between an aldehyde and a conjugated ketone, a saturated β -hydroxy ketone was formed with good antiselectivity.⁷⁸⁴ The coupling of aldehydes with conjugated ketones was accomplished with TiCl_4 ,⁷⁸⁵ dialkylaluminum halides,⁷⁸⁶ and with (polymethyl)hydrosiloxane and a copper catalyst.⁷⁸⁷ Conjugated esters were coupled to aldehydes with DABCO and a lanthanum catalyst.⁷⁸⁸ Aldehydes were coupled to conjugated nitriles with TiCl_4 .⁷⁸⁹ The reaction of a conjugated ester, an aldehyde and LiClO_4 , with 15% DABCO gave the allylic alcohol product.⁷⁹⁰ *N*-Tosyl imines can be used in place of aldehydes, and the reaction of the imine, a conjugated ester and DABCO gave the allylic *N*-tosylimine.⁷⁹¹ Aldehydes are coupled to conjugated esters with a chiral quinuclidine catalyst and a titanium catalyst, and in the presence of tosylamine, the final product was the allylic *N*-tosylamine formed with modest enantioselectivity.⁷⁹²

An intramolecular version of the Baylis–Hillman reaction generated cyclopentene derivatives from alkyne-aldehydes and a rhodium catalyst.⁷⁹³ Another intramolecular reaction gave cyclopentenols via cyclization of an aldehyde-conjugated thioester upon treatment with DBU and DMAP.⁷⁹⁴ Cyclization of a conjugated ester using DABCO, where the “alcohol” group contained an aldehyde unit (an α -hydroxy aldehyde derivative) gave a lactone with an hydroxy unit at C3 relative to the carbonyl and an α -vinylidene.⁷⁹⁵ A “double Baylis–Hillman” reaction has also been reported using *N*-tosylimines and conjugated ketones.⁷⁹⁶

Using a chiral auxiliary via an amide⁷⁹⁷ or ester⁷⁹⁸ leads to asymmetric induction.⁷⁹⁹ Aryl aldehydes and conjugated ketones were condensed using proline, leading to modest enantioselectivity.⁸⁰⁰ Chiral biaryl catalysts have been used with trialkylphosphines, giving good enantioselectivity.⁸⁰¹ Chiral quinuclidine catalysts lead to

⁷⁸⁴ Chandrasekhar, S.; Narsihmulu, Ch.; Reddy, N.R.; Reddy, M.S. *Tetrahedron Lett.* **2003**, *44*, 2583.

⁷⁸⁵ Li, G.; Wei, H.-X.; Gao, J.J.; Caputo, T.D. *Tetrahedron Lett.* **2000**, *41*, 1; Shi, M.; Jiang, J.-K.; Feng, Y.-S. *Org. Lett.* **2000**, *2*, 2397.

⁷⁸⁶ Pei, W.; Wei, H.X.; Li, G. *Chem. Commun.* **2002**, 2412.

⁷⁸⁷ Arnold, L.A.; Imbos, R.; Mandoli, A.; de Vries, A.H.M.; Naasz, R.; Feringa, B.L. *Tetrahedron* **2000**, *56*, 2865.

⁷⁸⁸ Balan, D.; Adolfsson, H. *J. Org. Chem.* **2001**, *66*, 6498; Yang, K.-S.; Lee, W.-D.; Pan, J.-F.; Chen, K. *J. Org. Chem.* **2003**, *68*, 915.

⁷⁸⁹ Shi, M.; Feng, Y.-S. *J. Org. Chem.* **2001**, *66*, 406.

⁷⁹⁰ Kawamura, M.; Kobayashi, S. *Tetrahedron Lett.* **1999**, *40*, 1539.

⁷⁹¹ Xu, Y.-M.; Shi, M. *J. Org. Chem.* **2004**, *69*, 417.

⁷⁹² Balan, D.; Adolfsson, H. *Tetrahedron Lett.* **2003**, *44*, 2521.

⁷⁹³ Tanaka, K.; Fu, G.C. *J. Am. Chem. Soc.* **2001**, *123*, 11492.

⁷⁹⁴ Keck, G.E.; Welch, D.S. *Org. Lett.* **2000**, *4*, 3687.

⁷⁹⁵ Krishna, P.R.; Kannan, V.; Sharma, G.V.M. *J. Org. Chem.* **2004**, *69*, 6467.

⁷⁹⁶ Shi, M.; Xu, Y.-M. *J. Org. Chem.* **2003**, *68*, 4784.

⁷⁹⁷ Brzezinski, L.J.; Rafel, S.; Leahy, J.W. *J. Am. Chem. Soc.* **1997**, *119*, 4317.

⁷⁹⁸ Perlmutter, P.; Puniani, E.; Westman, G. *Tetrahedron Lett.* **1996**, *37*, 1715; Wei, H.-X.; Chen, D.; Xu, X.; Li, G.; Paré, P.W. *Tetrahedron Asymmetry* **2003**, *14*, 971.

⁷⁹⁹ Also see, Markó, I.E.; Giles, P.R.; Hindley, N.J. *Tetrahedron* **1997**, *53*, 1015.

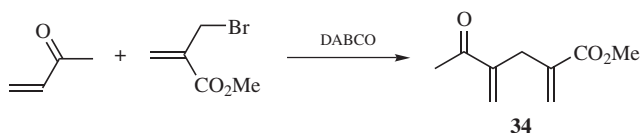
⁸⁰⁰ Imbriglio, J.E.; Vasbinder, M.M.; Miller, S.J. *Org. Lett.* **2003**, *5*, 3741. See also, Shi, M.; Jiang, J.-K.; Li, C.-Q. *Tetrahedron Lett.* **2002**, *43*, 127.

⁸⁰¹ McDougal, N.T.; Schaus, S.E. *J. Am. Chem. Soc.* **2003**, *125*, 12094.

asymmetric induction.⁸⁰² A combination of a chiral sulfinamide, an In catalyst and 3-hydroxyquinuclidine led to the allylic amine derivative with modest enantioselectivity.⁸⁰³ Sugars have been used as ester auxiliaries, and in reaction with aryl aldehydes and 20% DABCO gave the allylic alcohol with modest enantioselectivity.⁸⁰⁴

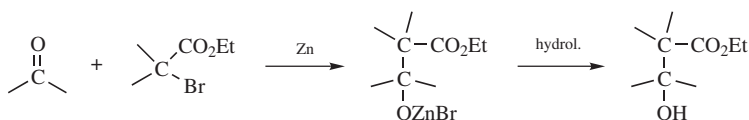
The reaction can be modified to give additional products, as with the reaction of *o*-hydroxybenzaldehyde and methyl vinyl ketone with DABCO, where the initial Baylis–Hillman product cyclized via conjugate addition of the phenolic oxygen to the conjugated ketone (**15-31**).⁸⁰⁵ Aldehydes and conjugated esters can be coupled with a sulfonamide to give an allylic amine.⁸⁰⁶

A variant of this reaction couples halides with alkenes. α -Bromomethyl esters react with conjugated ketones and DABCO to give a coupling product, **34**.⁸⁰⁷ A similar DBU-induced reaction was reported using α -bromomethyl esters and conjugated nitro compounds.⁸⁰⁸



16-28 The Reformatsky Reaction

O-Hydro-*C*- α -ethoxycarbonylalkyl-addition



The *Reformatsky reaction*⁸⁰⁹ is very similar to **16-24**. An aldehyde or ketone is treated with zinc and a halide; the halide is usually an α -halo ester or a vinylog of an α -halo ester (e.g., RCHBrCH=CHCOOEt), though α -halo nitriles,⁸¹⁰ α -halo ketones,⁸¹¹ and α -halo *N,N*-disubstituted amides have also been used. Especially

⁸⁰²Shi, M.; Jiang, J.-K. *Tetrahedron Asymmetry* **2002**, *13*, 1941. See Shi, M.; Xu, Y.-M. *Angew. Chem. Int. Ed.* **2002**, *41*, 4507.

⁸⁰³Aggarwal, V.K.; Castro, A.M.M.; Mereu, A.; Adams, H. *Tetrahedron Lett.* **2002**, *43*, 1577.

⁸⁰⁴Filho, E.P.S.; Rodrigues, J.A.R.; Moran, P.J.S. *Tetrahedron Asymmetry* **2001**, *12*, 847.

⁸⁰⁵Kaye, P.T.; Nocanda, X.W. *J. Chem. Soc., Perkin Trans. 1* **2000**, 1331.

⁸⁰⁶Balan, D.; Adolfsson, H. *J. Org. Chem.* **2002**, *67*, 2329.

⁸⁰⁷Basavaiah, D.; Sharada, D.S.; Kumaragurubaran, N.; Reddy, R.M. *J. Org. Chem.* **2002**, *67*, 7135.

⁸⁰⁸Ballini, R.; Barboni, L.; Bosica, G.; Fiorini, D.; Mignini, E.; Palmieri, A. *Tetrahedron* **2004**, *60*, 4995.

⁸⁰⁹For reviews, see Fürstner, A. *Synthesis* **1989**, 571; Rathke, M.W. *Org. React.* **1975**, *22*, 423; Gaudemar, M. *Organomet. Chem. Rev. Sect. A* **1972**, *8*, 183. For a review of the Reformatsky reaction in synthesis, see Ocampo, R.; Dolbier, Jr., W.R. *Tetrahedron* **2004**, *60*, 9325.

⁸¹⁰Vinograd, L.Kh.; Vul'fson, N.S. *J. Gen. Chem. USSR* **1959**, *29*, 248, 1118, 2656, 2659; Palomo, C.; Aizpurua, J.M.; López, M.C.; Aurrekoetxea, N. *Tetrahedron Lett.* **1990**, *31*, 2205; Zheng, J.; Yu, Y.; Shen, Y. *Synth. Commun.* **1990**, *20*, 3277.

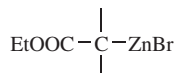
⁸¹¹For examples (with R₃Sb and CrCl₂, respectively, instead of Zn), see Huang, Y.; Chen, C.; Shen, Y. *J. Chem. Soc. Perkin Trans. 1* **1988**, 2855; Dubois, J.E.; Axiotis, G.; Bertounesque, E. *Tetrahedron Lett.* **1985**, *26*, 4371.

high reactivity can be achieved with activated zinc,⁸¹² with zinc/silver-graphite,⁸¹³ and with zinc and ultrasound.⁸¹⁴ The reaction is catalytic in zinc in the presence of iodine and ultrasound.⁸¹⁵ Metals other than zinc can be used, including In,⁸¹⁶ Mn,⁸¹⁷ low valent Ti,⁸¹⁸ and metal compounds, such as TiI₄,⁸¹⁹ TiCl₂,⁸²⁰ Cp₂TiCl₂,⁸²¹ (Bu₃Sn)₂/Bu₂SnCl₂,⁸²² SmI₂,⁸²³ and Sc(OTf)₃/PPh₃.⁸²⁴ A combination of Zn and an α -bromo ester can be used in conjunction with BF₃·OEt₂, followed by reaction with dibenzoyl peroxide.⁸²⁵ The aldehyde or ketone can be aliphatic, aromatic, or heterocyclic or contain various functional groups. Solvents used are generally ethers, including Et₂O, THF, and 1,4-dioxane, although the reaction can be done in water⁸²⁶ using dibenzoyl peroxide and MgClO₄.

Dialkylzinc compounds are an alternative source of zinc in the Reformatsky reaction. When an α -bromo ester, an aldehyde, and diethylzinc were reacted in THF with a rhodium catalyst, the β -hydroxy ester was formed.⁸²⁷

The use of additives, such as germanium, can lead to highly diastereoselective reactions.⁸²⁸ Using chiral auxiliaries⁸²⁹ or chiral additives,⁸³⁰ good enantioselectivity⁸³¹ can be achieved.

Formally, the reaction can be regarded as if it were analogous to the Grignard reaction (16-24), with



⁸¹²Rieke, R.D.; Uhm, S.J. *Synthesis* **1975**, 452; Bouhleb, E.; Rathke, M.W. *Synth. Commun.* **1991**, *21*, 133.

⁸¹³Csuk, R.; Fürstner, A.; Weidmann, H. *J. Chem. Soc., Chem. Commun.* **1986**, 775.

⁸¹⁴Han, B.; Boudjouk, P. *J. Org. Chem.* **1982**, *47*, 5030.

⁸¹⁵Ross, N.A.; Bartsch, R.A. *J. Org. Chem.* **2003**, *68*, 360.

⁸¹⁶Araki, S.; Yamada, M.; Butsugan, Y. *Bull. Chem. Soc. Jpn.* **1994**, *67*, 1126.

⁸¹⁷Cahiez, G.; Chavant, P. *Tetrahedron Lett.* **1989**, *30*, 7373; Suh, Y.S.; Rieke, R.D. *Tetrahedron Lett.* **2004**, *45*, 1807.

⁸¹⁸Aoyagi, Y.; Tanaka, W.; Ohta, A. *J. Chem. Soc., Chem. Commun.* **1994**, 1225.

⁸¹⁹Shimizu, M.; Kobayashi, F.; Hayakawa, R. *Tetrahedron* **2001**, *57*, 9591.

⁸²⁰Kagayama, A.; Igarashi, K.; Shiina, I.; Mukaiyama, T. *Bull. Chem. Soc. Jpn.* **2000**, *73*, 2579.

⁸²¹Parrish, J.D.; SheHon, D.R.; Little, R.D. *Org. Lett.* **2003**, *5*, 3615.

⁸²²Shibata, I.; Kawasaki, M.; Yasuda, M.; Baba, A. *Chem. Lett.* **1999**, 689.

⁸²³Utimoto, K.; Matsui, T.; Takai, T.; Matsubara, S. *Chem. Lett.* **1995**, 197; Arime, T.; Takahashi, H.; Kobayashi, S.; Yamaguchi, S.; Mori, N. *Synth. Commun.* **1995**, *25*, 389; Park, H.S.; Lee, I.S.; Kim, Y.H. *Tetrahedron Lett.* **1995**, *36*, 1673; Molander, G.A.; Etter, J.B. *J. Am. Chem. Soc.* **1987**, *109*, 6556.

⁸²⁴Kagoshima, H.; Hashimoto, Y.; Saigo, K. *Tetrahedron Lett.* **1998**, *39*, 8465.

⁸²⁵Chattopadhyay, A.; Salaskar, A. *Synthesis* **2000**, 561.

⁸²⁶Bieber, L.W.; Malvestiti, I.; Storch, E.C. *J. Org. Chem.* **1997**, *62*, 9061.

⁸²⁷Kanai, K.; Wakabayashi, H.; Honda, T. *Org. Lett.* **2000**, *2*, 2549.

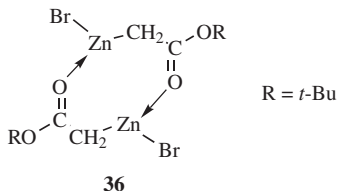
⁸²⁸Kagoshima, H.; Hashimoto, Y.; Oguro, D.; Saigo, K. *J. Org. Chem.* **1998**, *63*, 691.

⁸²⁹Fukuzawa, S.-i.; Tatsuzawa, M.; Hirano, K. *Tetrahedron Lett.* **1998**, *39*, 6899.

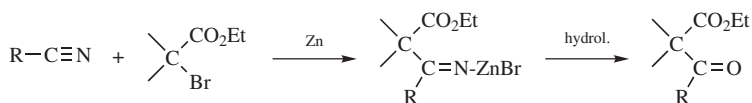
⁸³⁰Soai, K.; Hirose, Y.; Sakata, S. *Tetrahedron Asymmetry* **1992**, *3*, 677.

⁸³¹Pini, D.; Uccello-Barretta, G.; Mastantuono, A.; Salvadori, P. *Tetrahedron* **1997**, *53*, 6065; Andrés, J.M.; Martín, Y.; Pedrosa, R.; Pérez-Encabo, A. *Tetrahedron* **1997**, *53*, 3787; Mi, A.; Wang, Z.; Zhang, J.; Jiang, Y. *Synth. Commun.* **1997**, *27*, 1469; Ribeiro, C.M.R.; de S. Santos, E.; de O. Jardim, A.H.; Maia, M.P.; da Silva, F.C.; Moreira, A.P.D.; Ferreira, V.F. *Tetrahedron Asymmetry* **2002**, *13*, 1703.

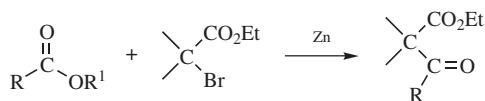
(35) as an intermediate analogous to RMgX .⁸³² There is an intermediate derived from zinc and the ester, the structure of which has been shown to be **36**, by X-ray crystallography of the solid intermediate prepared from $t\text{-BuOCOCH}_2\text{Br}$ and Zn .⁸³³ As can be seen, it has some of the characteristics of **35**.



After hydrolysis, the alcohol is the usual product, but sometimes (especially with aryl aldehydes) elimination follows directly and the product is an alkene. By the use of Bu_3P along with Zn , the alkene can be made the main product,⁸³⁴ making this an alternative to the Wittig reaction (**16-44**). The alkene is also the product when $\text{K}_2\text{CO}_3/\text{NaHCO}_3$ is used with 2% PEG-telluride.⁸³⁵ Since Grignard reagents cannot be formed from α -halo esters, the method is quite useful, though there are competing reactions and yields are sometimes low. A similar reaction (called the *Blaise reaction*) has been carried out on nitriles:⁸³⁶



Carboxylic esters have also been used as substrates, but then, as might be expected (p. 1252), the result is substitution and not addition:



The product in this case is the same as with the corresponding nitrile, though the pathways are different. The reaction is compatible with amine substituents, and α -(*N,N*-dibenzyl)amino aldehydes have been used to prepare β -hydroxy- γ -(*N,N*-dibenzylamino) esters with good anti-selectivity.⁸³⁷

⁸³²For a study of transition structures, see Maiz, J.; Arrieta, A.; Lopez, X.; Ugalde, J.M.; Cossio, F.P.; Fakultatea, K.; Unibertsitatea, E.H.; Lecea, B. *Tetrahedron Lett.* **1993**, *34*, 6111.

⁸³³Dekker, J.; Budzelaar, P.H.M.; Boersma, J.; van der Kerk, G.J.M.; Spek, A.L. *Organometallics*, **1984**, *3*, 1403.

⁸³⁴Shen, Y.; Xin, Y.; Zhao, J. *Tetrahedron Lett.* **1988**, *29*, 6119. For another method, see Huang, Y.; Shi, L.; Li, S.; Wen, X. *J. Chem. Soc. Perkin Trans. 1* **1989**, 2397.

⁸³⁵Huang, Z.-Z.; Ye, S.; Xia, W.; Yu, Y.-H.; Tang, Y. *J. Org. Chem.* **2002**, *67*, 3096.

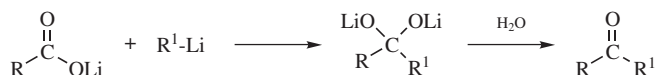
⁸³⁶See Cason, J.; Rinehart Jr., K.L.; Thornton, S.D. *J. Org. Chem.* **1953**, *18*, 1594; Bellassoued, M.; Gaudemar, M. *J. Organomet. Chem.* **1974**, *81*, 139; Hannick, S.M.; Kishi, Y. *J. Org. Chem.* **1983**, *48*, 3833.

⁸³⁷Andrés, J.M.; Pedrosa, R.; Pérez, A.; Pérez-Encabo, A. *Tetrahedron* **2001**, *57*, 8521.

For an alternative approach involving ester enolates (see **16-36**).
OS **III**, 408; **IV**, 120, 444; **IX**, 275.

16-29 The Conversion of Carboxylic Acid Salts to Ketones with Organometallic Compounds

Alkyl-de-oxido-substitution




Good yields of ketones can often be obtained by treatment of the lithium salt of a carboxylic acid with an alkyllithium reagent, followed by hydrolysis.⁸³⁸ The R' group may be aryl or primary, secondary, or tertiary alkyl and R may be alkyl or aryl. The compounds MeLi and PhLi have been employed most often. Tertiary alcohols are side products. Lithium acetate can be used, but generally gives low yields.

A variation of this transformation reacts the acid with lithium naphthalenide in the presence of 1-chlorobutane. The product is the ketone.⁸³⁹ A related reaction treats the lithium carboxylate with lithium metal and the alkyl halide, with sonication, to give the ketone.⁸⁴⁰ Phenylboronic acid (p. 815) reacts with aryl carboxylic acids in the presence of a palladium catalyst and disuccinoyl carbonate to give a diaryl ketone.⁸⁴¹

OS **V**, 775.

16-30 The Addition of Organometallic Compounds to CO₂ and CS₂

C-Alkyl-O-halomagnesio-addition



Grignard reagents add to one C=O bond of CO₂ exactly as they do to an aldehyde or a ketone.⁸⁴² Here, of course, the product is the salt of a carboxylic acid. The reaction is usually performed by adding the Grignard reagent to dry ice. Many carboxylic acids have been prepared in this manner, and this constitutes an important way of increasing a carbon chain by one unit. Since labeled CO₂ is commercially

⁸³⁸For a review, see Jorgenson, M.J. *Org. React.* **1970**, *18*, 1. For an improved procedure, see Rubottom, G.M.; Kim, C. *J. Org. Chem.* **1983**, *48*, 1550.

⁸³⁹Alonso, F.; Lorenzo, E.; Yus, M. *J. Org. Chem.*, **1996**, *61*, 6058.

⁸⁴⁰Aurell, M.J.; Danhui, Y.; Einhorn, J.; Einhorn, C.; Luche, J.L. *Synlett* **1995**, 459. Also see, Aurell, M.J.; Einhorn, C.; Einhorn, J.; Luche, J.L. *J. Org. Chem.* **1995**, *60*, 8.

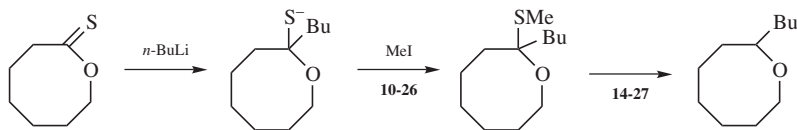
⁸⁴¹Gooben, L.J.; Ghosh, K. *Chem. Commun.* **2001**, 2084.

⁸⁴²For reviews of the reaction between organometallic compounds and CO₂, see Volpin, M.E.; Kolomnikov, I.S. *Organomet. React.* **1975**, *5*, 313; Sneeden, R.P.A., in Patat, S. *The Chemistry of Carboxylic Acids and Esters*, Wiley, NY, **1969**, pp. 137-173; Kharasch, M.S.; Reinmuth, O. *Grignard Reactions of Nonmetallic Substances*, Prentice-Hall, Englewood Cliffs, NJ, **1954**, pp. 913-948. For a more general review, see Lapidus, A.L.; Ping, Y.Y. *Russ. Chem. Rev.* **1981**, *50*, 63.

available, this is a good method for the preparation of carboxylic acids labeled in the carboxyl group. Other organometallic compounds have also been used (RLi,⁸⁴³ RNa, RCaX, RBa,⁸⁴⁴ etc.), but much less often. The formation of the salt of a carboxylic acid after the addition of CO₂ to a reaction mixture is regarded as a positive test for the presence of a carbanion or of a reactive organometallic intermediate in that reaction mixture (see also, **16-42**).

When chiral additives, such as (–)-sparteine, have added to the initial reaction with the organolithium reagent, quenching with CO₂ produces carboxylic acids with good asymmetric induction.⁸⁴⁵

In a closely related reaction, Grignard reagents add to CS₂ to give salts of dithiocarboxylic acids.⁸⁴⁶ These salts can be trapped with amines to form thioamides.⁸⁴⁷ Two other reactions are worthy of note. (1) Lithium dialkylcopper reagents react with dithiocarboxylic esters to give tertiary thiols⁸⁴⁸ (2) Thiono lactones can be converted to cyclic ethers,⁸⁴⁹ for example:



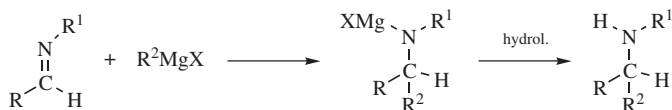
This is a valuable procedure because medium and large ring ethers are not easily made, while the corresponding thiono lactones can be prepared from the readily available lactones (see, e.g., **16-63**) by reaction **16-11**.

A terminal alkyne can be converted to the anion under electrolytic conditions, in the presence of CO₂, to give propargylic acids, R–C≡C–COOH.⁸⁵⁰

OS I, 361, 524; II, 425; III, 413, 553, 555; V, 890, 1043; VI, 845; IX, 317.

16-31 The Addition of Organometallic Compounds to C=N Compounds

N-Hydro-C-alkyl-addition



⁸⁴³The kinetics of this reaction have been studied, see Nudelman, N.S.; Doctorovich, F. *J. Chem. Soc. Perkin Trans. 2* **1994**, 1233.

⁸⁴⁴Yanagisawa, A.; Yasue, K.; Yamamoto, H. *Synlett* **1992**, 593.

⁸⁴⁵Park, Y.S.; Beak, P. *J. Org. Chem.* **1997**, 62, 1574.

⁸⁴⁶For a review of the addition of Grignard reagents to C=S bonds, see Paquer, D. *Bull. Soc. Chim. Fr.* **1975**, 1439. For a review of the synthesis of dithiocarboxylic acids and esters, see Ramadas, S.R.; Srinivasan, P.S.; Ramachandran, J.; Sastry, V.V.S.K. *Synthesis* **1983**, 605.

⁸⁴⁷Katritzky, A.R.; Moutou, J.-L.; Yang, Z. *Synlett* **1995**, 99.

⁸⁴⁸Bertz, S.H.; Dabbagh, G.; Williams, L.M. *J. Org. Chem.* **1985**, 50, 4414.

⁸⁴⁹Nicolaou, K.C.; McGarry, D.G.; Somers, P.K.; Veale, C.A.; Furst, G.T. *J. Am. Chem. Soc.* **1987**, 109, 2504.

⁸⁵⁰Köster, F.; Dinjus, E.; Duñach, E. *Eur. J. Org. Chem.* **2001**, 2507.

Aldimines can be converted to secondary amines by treatment with Grignard reagents.⁸⁵¹ Ketimines generally give reduction instead of addition. However, organolithium compounds give the normal addition product with both aldimines and ketimines.⁸⁵² For the addition of an organometallic compound to an imine to give a primary amine, R' in RCH=NR' would have to be H, and such compounds are seldom stable. However, the conversion has been done, for R = aryl, by the use of the masked reagents (ArCH=N)₂SO₂ [prepared from an aldehyde RCHO and sulfamide (NH₂)₂SO₂]. Addition of R²MgX or R²Li to these compounds gives ArCHR²NH₂ after hydrolysis.⁸⁵³ An intramolecular version of the addition or organolithium reagents is known, and treatment of the *N*-(3-chloropropyl)aldimine of benzaldehyde with lithium and DTBB, followed by hydrolysis with water, gave 2-phenylpyrrolidine.⁸⁵⁴ Grignard reagents add to imines in the presence of various transition metal catalysts, including Sc(OTf)₃⁸⁵⁵ or Cp₂ZrCl₂.⁸⁵⁶ When chiral additives are used in conjunction with the organolithium reagent, chiral amines are produced⁸⁵⁷ with good asymmetric induction.⁸⁵⁸ Chiral auxiliaries have been used in addition reactions to imines,⁸⁵⁹ and to oxime derivatives.⁸⁶⁰ Chiral catalysts lead to enantioselective addition of alkynes to imines to give a homopropargylic amine.⁸⁶¹

Zinc metal reacts with allylic bromides to form an allylic zinc complex, which reacts with imines to give the homoallylic amine.⁸⁶² This reaction is catalyzed by TMSCl.⁸⁶³ Allylzinc bromide adds to imines.⁸⁶⁴ Dialkylzinc reagents add to imines to give the amine, and in the presence of a chiral ligand the reaction proceeds with

⁸⁵¹For reviews of the addition of organometallic reagents to C=N bonds, see Harada, K., in Patai, S. *The Chemistry of the Carbon-Nitrogen Double Bond*, Wiley, NY, 1970, pp. 266–272; Kharasch, M.S.; Reinmuth, O. *Grignard Reactions of Nonmetallic Substances*, Prentice-Hall, Englewood Cliffs, NJ, 1954, pp. 1204–1227. For recent examples, see Wang, D.-K.; Dai, L.-X.; Hou, X.-L.; Zhang, Y. *Tetrahedron Lett.* **1996**, 37, 4187; Bambridge, K.; Begley, M.J.; Simpkins, N.S. *Tetrahedron Lett.* **1994**, 35, 3391.

⁸⁵²Huet, J. *Bull. Soc. Chim. Fr.* **1964**, 952, 960, 967, 973.

⁸⁵³Davis, F.A.; Giangordano, M.A.; Starner, W.E. *Tetrahedron Lett.* **1986**, 27, 3957.

⁸⁵⁴Yus, M.; Soler, T.; Foubelo, F. *J. Org. Chem.* **2001**, 66, 6207.

⁸⁵⁵Saito, S.; Hatanaka, K.; Yamamoto, H. *Synlett* **2001**, 1859.

⁸⁵⁶Gandon, V.; Bertus, P.; Szymoniak, J. *Eur. J. Org. Chem.* **2001**, 3677.

⁸⁵⁷For a review see Enders, D.; Reinhold, U. *Tetrahedron Asymmetry*, **1997**, 8, 1895.

⁸⁵⁸Andersson, P.G.; Johansson, F.; Tanner, D. *Tetrahedron* **1998**, 54, 11549; Tomioka, K.; Inoue, I.; Shindo, M.; Koga, K. *Tetrahedron Lett.* **1991**, 32, 3095; Denmark, S.E.; Stiff, C.M. *J. Org. Chem.* **2000**, 65, 5875; Chrzanowska, M.; Sokołowska, J. *Tetrahedron Asymmetry* **2001**, 12, 1435.

⁸⁵⁹Hashimoto, Y.; Kobayashi, N.; Kai, A.; Saigo, K. *Synlett* **1995**, 961.

⁸⁶⁰Dieter, R.K.; Datar, R. *Can. J. Chem.* **1993**, 71, 814.

⁸⁶¹Benaglia, M.; Negri, D.; Dell'Anna, G. *Tetrahedron Lett.* **2004**, 45, 8705.

⁸⁶²Lee, C.-L.K.; Ling, H.-Y.; Loh, T.-P. *J. Org. Chem.* **2004**, 69, 7787.

⁸⁶³Legros, J.; Meyer, F.; Coliboeuf, M.; Crousse, B.; Bonnet-Delpon, D.; Bégué, J.-P. *J. Org. Chem.* **2003**, 68, 6444.

⁸⁶⁴van der Sluis, M.; Dalmolen, J.; de Lange, B.; Kaptein, B.; Kellogg, R.M.; Broxterman, Q.B. *Org. Lett.* **2001**, 3, 3943.

good enantioselectivity.⁸⁶⁵ Dialkylzinc reagents add to *N*-tosyl imines using a copper catalyst, and with a chiral ligand leads to good enantioselectivity.⁸⁶⁶ α -Bromo esters are converted to an organometallic reagent with Zn/Cu, and addition to *N*-arylimines gives *N*-aryl β -amino esters.⁸⁶⁷ The reaction of imines, such as $\text{ArN}=\text{CHCO}_2\text{Et}$, where R = a chiral benzylic substituent, and ZnBr_2 , followed by $\text{R}'\text{ZnBr}$ leads to a chiral α -amino ester.⁸⁶⁸ Terminal alkynes add to imines using ZnCl_2 and TMSCl , and with a chiral ligand attached to nitrogen the reaction proceeds with some enantioselectivity.⁸⁶⁹

Other organometallic compounds,⁸⁷⁰ including allylic stannanes,⁸⁷¹ allylic samarium,⁸⁷² allylic germanium,⁸⁷³ and allylic indium compounds⁸⁷⁴ add to aldimines in the same manner. Aryltrialkylstannanes also add the aryl group to *N*-tosyl imines using a rhodium catalyst and sonication.⁸⁷⁵ Catalytic enantioselective addition reactions are well known,⁸⁷⁶ including reactions in an ionic liquid.⁸⁷⁷ Allylic

⁸⁶⁵For an example using a Zr catalyst with a chiral ligand, see Porter J.R.; Traverse, J.F.; Hoveyda, A.H.; Snapper, M.L. *J. Am. Chem. Soc.* **2001**, *123*, 984. With a Pd catalyst, see Inoue, A.; Shinokubo, H.; Oshima, K. *J. Am. Chem. Soc.* **2003**, *125*, 1484. With a Zr catalyst, see Porter, J.R.; Traverse, J.F.; Hoveyda, A.H.; Snapper, M.L. *J. Am. Chem. Soc.* **2001**, *123*, 10409. See also, Zhang, X.-M.; Zhang, H.-L.; Lin, W.-Q.; Gong, L.-Z.; Mi, A.-Q.; Cui, X.; Jiang, Y.-Z.; Yu, K.B. *J. Org. Chem.* **2003**, *68*, 4322; Jensen, D.R.; Schultz, M.J.; Mueller, J.A.; Sigman, M.S. *Angew. Chem. Int. Ed.* **2003**, *42*, 3810.

⁸⁶⁶Fujihara, H.; Nagai, K.; Yomioka, K. *J. Am. Chem. Soc.* **2000**, *122*, 12055. See Wang, C.-J.; Shi, M. *J. Org. Chem.* **2003**, *68*, 6229.

⁸⁶⁷Adrian Jr., J.C.; Barkin, J.L.; Hassib, L. *Tetrahedron Lett.* **1999**, *40*, 2457.

⁸⁶⁸Chiev, K.P.; Roland, S.; Mangeney, P. *Tetrahedron Asymmetry* **2001**, *13*, 2205.

⁸⁶⁹Jiang, B.; Si, Y.-G. *Tetrahedron Lett.* **2003**, *44*, 6767.

⁸⁷⁰For a list of reagents, with references, see Larock, R.C. *Comprehensive Organic Transformations*, 2nd ed., Wiley-VCH, NY, **1999**, pp. 847–863.

⁸⁷¹Keck, G.E.; Enholm, E.J. *J. Org. Chem.* **1985**, *50*, 146; Nakamura, H.; Nakamura, K.; Yamamoto, Y. *J. Am. Chem. Soc.* **1998**, *120*, 4242; Kobayashi, S.; Iwamoto, S.; Nagayama, S. *Synlett* **1997**, 1099; Wang, D.-K.; Dai, L.-X.; Hou, X.-L. *Tetrahedron Lett.* **1995**, *36*, 8649. Catalytic amounts of metal compounds can be used with the allyl stannane, including: **Pd**: Nakamura, H.; Iwama, H.; Yamamoto, Y. *Chem. Commun.* **1996**, 1459 and Fernandes, R.A.; Yamamoto, Y. *J. Org. Chem.* **2004**, *69*, 3562; **Zr**: Gastner, T.; Ishitani, H.; Akiyama, R.; Kobayashi, S. *Angew. Chem. Int. Ed.* **2001**, *40*, 1896; **Ta**: Shibata, I.; Nose, K.; Sakamoto, K.; Yasuda, M.; Baba, A. *J. Org. Chem.* **2004**, *69*, 2185; **La**: Aspinall, H.C.; Bissett, J.S.; Greeves, N.; Levin, D. *Tetrahedron Lett.* **2002**, *43*, 323; **Al**: Niwa, Y.; Shimizu, M. *J. Am. Chem. Soc.* **2003**, *125*, 3720; **Nb**: Andrade, C.K.Z.; Oliveira, G.R. *Tetrahedron Lett.* **2002**, *43*, 1935; Akiyama, T.; Onuma, Y. *J. Chem. Soc., Perkin Trans. 1* **2002**, 1157. With LiClO_4 : Yadav, J.S.; Reddy, B.V.S.; Reddy, P.S.R.; Rao, M.S. *Tetrahedron Lett.* **2002**, *43*, 6245.

⁸⁷²Wang, J.; Zhang, Y.; Bao, W. *Synth. Commun.* **1996**, *26*, 2473. For an example using an allylic bromide with SmI_2 , see Kim, B.; Han, R.; Park, R.; Bai, K.; Jun, Y.; Baik, W. *Synth. Commun.* **2001**, *31*, 2297.

⁸⁷³Akiyama, T.; Iwai, J.; Onuma, Y.; Kagoshima, H. *Chem. Commun.* **1999**, 2191.

⁸⁷⁴Chan, T.H.; Lu, W. *Tetrahedron Lett.* **1998**, *39*, 8605; Jin, S.-J.; Araki, S.; Butsugan, Y. *Bull. Chem. Soc. Jpn.* **1993**, *66*, 1528; Beuchet, P.; Le Marrec, N.; Mosset, P. *Tetrahedron Lett.* **1992**, *33*, 5959; Vilaivan, T.; Winotapan, C.; Shinada, T.; Ohfuné, Y. *Tetrahedron Lett.* **2001**, *42*, 9073.

⁸⁷⁵Ding, R.; Zhao, C.H.; Chen, Y.J.; Lu, L.; Wang, D.; Li, C.J. *Tetrahedron Lett.* **2004**, *45*, 2995.

⁸⁷⁶For a review, see Kobayashi, Sh.; Ishitani, H. *Chem. Rev.* **1999**, *99*, 1069.

⁸⁷⁷In bmim BF_4 , 1-butyl-3-methylimidazolium tetrafluoroborate: Chowdari, N.S.; Ramachary, D.B.; Barbas III, C.F. *Synlett* **2003**, 1906.

halides react with imines in the presence of indium metal⁸⁷⁸ or InCl_3 ⁸⁷⁹ to give the homoallylic amine, and with *N*-sulfonyl imines to give the homoallylic sulfonamide.⁸⁸⁰ In this latter reaction, antiselectivity was observed when the reaction was done in water, and syn selectivity when done in aqueous THF.⁸⁸¹ Propargylic halides add to imines in the presence of indium metal, in aq. THF.⁸⁸² Imines react with allylic halides and gallium metal, with ultrasound.⁸⁸³ Imines also react with allylic halides and Yb, in the presence of Me_3SiCl .⁸⁸⁴ Aryl iodides add to *N*-aryl imines in the presence of a rhodium catalyst.⁸⁸⁵ Titanium enolates add to imines to give β -amino esters.⁸⁸⁶ Terminal alkynes react with aryl aldehydes and aryl amines to give propargylic amine without a catalyst,⁸⁸⁷ and an iridium⁸⁸⁸ or a copper catalyst⁸⁸⁹ also leads to a propargylic amine.⁸⁹⁰ Terminal alkynes add to imines to give a propargylic amine with high enantioselectivity using a chiral copper complex.⁸⁹¹ Triethylaluminum adds an ethyl group to an imine in the presence of a europium catalyst. Reaction with PhSnMe_3 and *N*-tosylimines with a rhodium catalyst, for example, leads to addition of a phenyl group to the carbon of the $\text{C}=\text{N}$ bond.⁸⁹² Other *N*-sulfonyl imines react similarly to give the corresponding sulfonamide, and in the presence of a chiral ligand the reaction proceeds to good enantioselectivity.⁸⁹³ *N*-Tosyl imines also react with dialkylzinc reagents, giving the sulfonamide with modest enantioselectivity.⁸⁹⁴ *N*-Sulfinyl imines, $\text{R}_2\text{CH}=\text{NS}(=\text{O})\text{R}'$,⁸⁹⁵ react with Grignard reagents (R^2MgX) to give the corresponding *N*-sulfinylamine, $\text{R}_2\text{CH}(\text{R}^2)\text{NHS}(=\text{O})\text{R}'$.⁸⁹⁶ Enolate anions, generated by reaction of dimethylaminopyridine and a conjugated ketone, add to *N*-tosylimines.⁸⁹⁷ *N*-Carbamoyl imines add acetonitrile (via carbon) using DBU and a ruthenium catalyst.⁸⁹⁸

⁸⁷⁸Choucair, B.; Léon, H.; Miré, M.-A.; Lebreton, C.; Mosset, P. *Org. Lett.* **2000**, *2*, 1851. See Hirashita, T.; Hayashi, Y.; Mitsui, K.; Araki, S. *J. Org. Chem.* **2003**, *68*, 1309.

⁸⁷⁹Under electrolysis conditions, see Hilt, G.; Smolko, K.I.; Waloch, C. *Tetrahedron Lett.* **2002**, *43*, 1437.

⁸⁸⁰Lu, W.; Chan, T.H. *J. Org. Chem.* **2000**, *65*, 8589.

⁸⁸¹Lu, W.; Chan, T.H. *J. Org. Chem.* **2001**, *66*, 3467.

⁸⁸²Prajapati, D.; Laskar, D.D.; Gogoi, B.J.; Devi, G. *Tetrahedron Lett.* **2003**, *44*, 6755.

⁸⁸³Andrews, P.C.; Peatt, A.C.; Raston, C.L. *Tetrahedron Lett.* **2004**, *45*, 243.

⁸⁸⁴Su, W.; Li, J.; Zhang, Y. *Synth. Commun.* **2001**, *31*, 273.

⁸⁸⁵Ishiyama, T.; Hartwig, J. *J. Am. Chem. Soc.* **2000**, *122*, 12043.

⁸⁸⁶Adrian, Jr., J.C.; Barkin, J.L.; Fox, R.J.; Chick, J.E.; Hunter, A.D.; Nicklow, R.A. *J. Org. Chem.* **2000**, *65*, 6264.

⁸⁸⁷Li, C.-J.; Wei, C. *Chem. Commun.* **2002**, 268.

⁸⁸⁸Fischer, C.; Carreira, E.M. *Org. Lett.* **2001**, *3*, 4319; Fischer, C.; Carreira, E.M. *Synthesis* **2004**, 1497.

⁸⁸⁹Koradin, C.; Gommermann, N.; Polborn, K.; Knochel, P. *Chem. Eur. J.* **2003**, *9*, 2797.

⁸⁹⁰Wei, C.; Li, C.-J. *J. Am. Chem. Soc.* **2002**, *124*, 5638.

⁸⁹¹Tselikhovsky, D.; Gelman, D.; Molander, G.A.; Blum, J. *Org. Lett.* **2004**, *6*, 1995.

⁸⁹²Oi, S.; Moro, M.; Fukuhara, H.; Kawanishi, T.; Inoue, Y. *Tetrahedron Lett.* **1999**, *40*, 9259.

⁸⁹³Hayashi, T.; Ishigedani, M. *J. Am. Chem. Soc.* **2000**, *122*, 976.

⁸⁹⁴Soeta, T.; Nagai, K.; Fujihara, H.; Kuriyama, M.; Tomioka, K. *J. Org. Chem.* **2003**, *68*, 9723.

⁸⁹⁵For a review of these reagents, see Ellman, J.A.; Owens, T.D.; Tang, T.P. *Acc. Chem. Res.* **2002**, *35*, 984.

⁸⁹⁶Tang, T.P.; Volkman, S.K.; Ellman, J.A. *J. Org. Chem.* **2001**, *66*, 8772.

⁸⁹⁷Shi, M.; Xu, Y.-M. *Chem. Commun.* **2001**, 1876.

⁸⁹⁸Kumagai, N.; Matsunaga, S.; Shibasaki, M. *J. Am. Chem. Soc.* **2004**, *126*, 13632.

Activated aromatic compounds add to *N*-carbamoyl imines in the presence of copper catalysts, and with good enantioselectivity when a chiral catalyst is used.⁸⁹⁹ A combination of AuCl₃/AgOTf facilitates the addition of arenes to *N*-tosyl imines.⁹⁰⁰ Furan derivatives add via C-2 with good enantioselectivity using a chiral phosphoric acid catalyst.⁹⁰¹ Alkenes add to *N*-tosyl imines with a Yb catalyst⁹⁰² and allenes add to *N*-carbamoyl imines in the presence of vanadium catalyst.⁹⁰³ *N*-Carbamoyl imines, formed *in situ*, react with allylic silanes in the presence of an iodine catalyst.⁹⁰⁴ The intramolecular addition of an alkene to an imine, facilitated by Cp₂ZrBu₂, gave a cycloalkyl amine.⁹⁰⁵

Arylboronates (p. 815) add to *N*-sulfonyl imines in the presence of a rhodium catalyst to give the corresponding sulfonamide.⁹⁰⁶ Vinyl boronates also add to nitrones in the presence of Me₂Zn, transferring the vinyl group to the C=N unit.⁹⁰⁷ Aryl boronic acids (p. 815) add the aryl group to *N*-tosyl imines using a rhodium catalyst.⁹⁰⁸ Allylic boronates also add to aldehydes, and subsequent treatment with ammonia give the homoallylic amine.⁹⁰⁹

Allylic silanes, such as allyltrimethylsilane, add to *N*-substituted imines in the presence of a palladium catalyst to give the homoallylic amine.⁹¹⁰ Similar results are obtained when the allylic silane and imine are treated with a catalytic amount of tetrabutylammonium fluoride.⁹¹¹ *N*-Tosyl imines also react with allylic silanes, and the reaction of EtO₂C–CH=NTs and allyltrimethylsilane with a chiral copper catalyst gave EtO₂C–CH(NHTs)CH₂CH=CH₂, albeit in poor yield with modest enantioselectivity.⁹¹² Another addition reaction converts aryl aldehydes to the imine using Me₂N–SiMe₃ and LiClO₄, and subsequent reaction with Me₂PhSiCl gave the corresponding amine, ArCH(SiMe₂Ph)NMe₂.⁹¹³ Allylic trichlorosilanes add to hydrazones to give homoallylic hydrazine derivatives with excellent anti-selectivity⁹¹⁴

⁸⁹⁹Saaby, S.; Fang, X.; Gathergood, N.; Jørgensen, K.A. *Angew. Chem. Int. Ed.* **2000**, *39*, 4114. See also, Saaby, S.; Bayón, P.; Aburel, P.S.; Jørgensen, K.A. *J. Org. Chem.* **2002**, *67*, 4352.

⁹⁰⁰Luo, Y.; Li, C.-J. *Chem. Commun.* **2004**, 1930.

⁹⁰¹Uraguchi, D.; Sorimachi, K.; Terada, M. *J. Am. Chem. Soc.* **2004**, *126*, 11804. See also, Spanedda, M.V.; Ourévitch, M.; Crouse, B.; Bégué, J.-P.; Bonnet-Delpon, D. *Tetrahedron Lett.* **2004**, *45*, 5023.

⁹⁰²Yamanaka, M.; Nishida, A.; Nakagawa, M. *J. Org. Chem.* **2003**, *68*, 3112.

⁹⁰³Trost, B.M.; Jonasson, C. *Angew. Chem. Int. Ed.* **2003**, *42*, 2063.

⁹⁰⁴Phukan, P. *J. Org. Chem.* **2004**, *69*, 4005.

⁹⁰⁵Makabe, M.; Sato, Y.; Mori, M. *J. Org. Chem.* **2004**, *69*, 6238.

⁹⁰⁶Ueda, M.; Saito, A.; Miyaura, N. *Synlett* **2000**, 1637.

⁹⁰⁷Pandya, A.; S.U.; Pinet, S.; Chavant, P.Y.; Vallée, Y. *Eur. J. Org. Chem.* **2003**, 3621.

⁹⁰⁸Kuriyama, M.; Soeta, T.; Hao, X.; Chen, Q.; Tomioka, K. *J. Am. Chem. Soc.* **2004**, *126*, 8128.

⁹⁰⁹Sugiura, M.; Hirano, K.; Kobayashi, S. *J. Am. Chem. Soc.* **2004**, *126*, 7182.

⁹¹⁰Nakamura, K.; Nakamura, H.; Yamamoto, Y. *J. Org. Chem.* **1999**, *64*, 2614.

⁹¹¹Wang, D.-K.; Zhou, Y.-G.; Tang, Y.; Hou, X.-L.; Dai, L.-X. *J. Org. Chem.* **1999**, *64*, 4233. Tetraallylsilane and TBAF, with a chiral palladium catalyst, gives chiral homoallylic amines, see Fernandes, R.A.; Yamamoto, Y. *J. Org. Chem.* **2004**, *69*, 735.

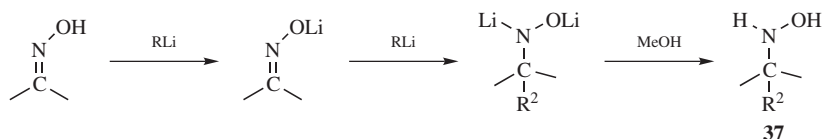
⁹¹²Fang, X.; Johannsen, M.; Yao, S.; Gathergood, N.; Hazell, R.G.; Jørgensen, K.A. *J. Org. Chem.* **1999**, *64*, 4844.

⁹¹³Naimi-Jamal, M.R.; Mojtahedi, M.M.; Ipaktschi, J.; Saidi, M.R. *J. Chem. Soc., Perkin Trans. 1* **1999**, 3709.

⁹¹⁴Hirabayashi, R.; Ogawa, C.; Sugiura, M.; Kobayashi, S. *J. Am. Chem. Soc.* **2001**, *123*, 9493.

and with good enantioselectivity using a chiral ligand.⁹¹⁵ Chiral allyl silane derivatives have been developed, and add to hydrazones with good enantioselectivity.⁹¹⁶

Aldehydes add via the α -carbon using proline, to give β -amino aldehydes with good selectivity to give chiral β -amino aldehydes.⁹¹⁷ Silyl enol ethers add to hydrazones in the presence of ZnF_2 and a chiral ligand to give chiral β -hydrazino ketones.⁹¹⁸ Nitro compounds add to *N*-carbamoyl imines with a chiral diamine catalyst with some enantioselectivity.⁹¹⁹ Nitro compounds add via carbon using a copper catalyst, and with good enantioselectivity when a chiral ligand is used.⁹²⁰ Similar addition to imine derivatives was accomplished using ketene silyl acetals and Amberlyst-15.⁹²¹ Alternatively, an imine is reacted first with $\text{Zn}(\text{OTf})_2$ and then with a ketene silyl acetal.⁹²² The conjugate bases of nitro compounds (formed by treatment of the nitro compound with BuLi) react with Grignard reagents in the presence of $\text{ClCH}=\text{NMe}_2^+ \text{Cl}^-$ to give oximes: $\text{RCH}=\text{N}(\text{O})\text{OLi} + \text{R}'\text{MgX} \rightarrow \text{RR}'\text{C}=\text{NOH}$.⁹²³



Many other $\text{C}=\text{N}$ systems (phenylhydrazones, oxime ethers, etc.) give normal addition when treated with Grignard reagents; others give reductions; others give miscellaneous reactions. Organocerium reagents add to hydrazones.⁹²⁴ Oximes can be converted to hydroxylamines (**37**) by treatment with 2 equivalents of an alkyl lithium reagent, followed by methanol.⁹²⁵ Oxime ethers add an allyl group upon reaction with allyl bromide and indium metal in water.⁹²⁶ Nitrones, $\text{R}_2\text{C}=\text{N}^+(\text{R}')-\text{O}^-$, react with allylic bromides and Sm to give homoallylic oximes,⁹²⁷ and with terminal alkynes and a zinc catalyst to give propargylic oximes.⁹²⁸

⁹¹⁵Kobayashi, S.; Ogawa, C.; Konishi, H.; Sugiura, M. *J. Am. Chem. Soc.* **2003**, *125*, 6610.

⁹¹⁶Berger, R.; Duff, K.; Leighton, J.L. *J. Am. Chem. Soc.* **2004**, *126*, 5686.

⁹¹⁷Córdova, A.; Barbas III, C.F. *Tetrahedron Lett.* **2003**, *44*, 1923; Notz, W.; Tanaka, F.; Watanabe, S.; Chowdari, N.S.; Turner, J.M.; Thayumanavan, R.; Barbas III, C.F. *J. Org. Chem.* **2003**, *68*, 9624; Chowdari, N.S.; Suri, J.T.; Barbas III, C.F. *Org. Lett.* **2004**, *6*, 2507.

⁹¹⁸Hamada, T.; Manabe, K.; Kobayashi, S. *J. Am. Chem. Soc.* **2004**, *126*, 7768. For a similar reaction using a bismuth catalyst, see Ollevier, T.; Nadeau, E. *J. Org. Chem.* **2004**, *69*, 9292.

⁹¹⁹Nugent, B.M.; Yoder, R.A.; Johnston, J.N. *J. Am. Chem. Soc.* **2004**, *126*, 3418.

⁹²⁰Nishiwaki, N.; Knudson, K.R.; Gothelf, K.V.; Jørgensen, K.A. *Angew. Chem. Int. Ed.* **2001**, *40*, 2992.

⁹²¹Shimizu, M.; Itoharu, S.; Hase, E. *Chem. Commun.* **2001**, 2318.

⁹²²Ishimaru, K.; Kojima, T. *J. Org. Chem.* **2003**, *68*, 4959.

⁹²³Fujisawa, T.; Kurita, Y.; Sato, T. *Chem. Lett.* **1983**, 1537.

⁹²⁴Denmark, S.E.; Edwards, J.P.; Nicaise, O. *J. Org. Chem.* **1993**, *58*, 569.

⁹²⁵Richey Jr., H.G.; McLane, R.C.; Phillips, C.J. *Tetrahedron Lett.* **1976**, 233.

⁹²⁶Bernardi, L.; Cerè, V.; Femoni, C.; Pollicino, S.; Ricci, A. *J. Org. Chem.* **2003**, *68*, 3348.

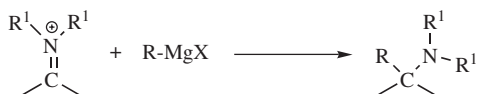
⁹²⁷Laskar, D.D.; Prajapati, D.; Sandu, J.S. *Tetrahedron Lett.* **2001**, *42*, 7883.

⁹²⁸Frantz, D.E.; Fässler, R.; Carreira, E.M. *J. Am. Chem. Soc.* **1999**, *121*, 11245. See Pinet, S.; Pandya, S.U.; Chavant, P.Y.; Ayling, A.; Vallee, Y. *Org. Lett.* **2002**, *4*, 1463.

Grignard reagents also add to nitrones.⁹²⁹ Nitrones react with $\text{CH}_2=\text{CHCH}_2\text{InBr}$ in aq. DMF to give the homoallylic oxime⁹³⁰ and silyl ketene acetals add in the presence of a chiral titanium catalyst to good enantioselectivity.⁹³¹ Hydrazone derivatives react with iodoalkenes in the presence of InCl_3 and $\text{Mn}_2(\text{CO})_{10}$ under photochemical conditions to give the hydrazone derivative.⁹³² Indium metal promotes the addition of alkyl iodides to hydrazones.⁹³³ A hydrazone can be formed *in situ* by reacting an aldehyde with a hydrazine derivative, and in the presence of tetrallyltin and a scandium catalysts, homoallylic hydrazone derivatives are formed.⁹³⁴ Ketene dithioacetals add to hydrazones using a chiral zirconium catalyst to give a pyrazolidine.⁹³⁵

Radical addition to imines is known. Carbon-centered radicals add to imines.⁹³⁶ The reaction of an alkyl halide with BEt_3 in aqueous methanol, for example, gives the imine addition product, an alkylated amine.⁹³⁷ Secondary alkyl iodides add to *O*-alkyl oximes in the presence of BEt_3 and AIBN, and this methodology was used to convert $\text{MeO}_2\text{C}-\text{CH}=\text{NOBn}$ to $\text{MeO}_2\text{C}-\text{CH}(\text{R})\text{NOBn}$.⁹³⁸ Benzylic halides adds to imines under photochemical conditions, and in the presence of 1-benzyl-1,4-dihydronicotinamide⁹³⁹ or with BEt_3 in aqueous methanol.⁹⁴⁰ Tertiary alkyl iodides add to oxime ethers using $\text{BF}_3\cdot\text{OEt}_2$ in the presence of BEt_3/O_2 .⁹⁴¹

Iminium salts⁹⁴² give tertiary amines directly, with just R adding:



Chloroiminium salts $\text{ClCH}=\text{NR}'_2 \text{Cl}^-$ (generated *in situ* from an amide HCONR'_2 and phosgene COCl_2) react with 2 equivalents of a Grignard reagent RMgX , one adding to the $\text{C}=\text{N}$ and the other replacing the Cl , to give tertiary amines $\text{R}_2\text{CHNR}'_2$.⁹⁴³

OS IV, 605; VI, 64. Also see OS III, 329.

⁹²⁹See Merino, P.; Tejero, T. *Tetrahedron* **2001**, *57*, 8125.

⁹³⁰Kumar, H.M.S.; Anjaneyulu, S.; Reddy, E.J.; Yadav, J.S. *Tetrahedron Lett.* **2000**, *41*, 9311.

⁹³¹Murahashi, S.-I.; Imada, Y.; Kawakami, T.; Harada, K.; Yonemushi, Y.; Tomita, N. *J. Am. Chem. Soc.* **2002**, *124*, 2888.

⁹³²Friedstad, G.K.; Qin, J. *J. Am. Chem. Soc.* **2001**, *123*, 9922.

⁹³³Miyabe, H.; Ueda, M.; Nishimura, A.; Naito, T. *Tetrahedron* **2004**, *60*, 4227.

⁹³⁴Kobayashi, S.; Hamada, T.; Manabe, K. *Synlett* **2001**, 1140.

⁹³⁵Yamshita, Y.; Kobayashi, S. *J. Am. Chem. Soc.* **2004**, *126*, 11279.

⁹³⁶For a review, see Friedstad, G.K. *Tetrahedron* **2001**, *57*, 5461.

⁹³⁷Miyabe, H.; Ueda, M.; Naito, T. *J. Org. Chem.* **2000**, *65*, 5043.

⁹³⁸Miyabe, H.; Ueda, M.; Yoshioka, N.; Yamakawa, K.; Naito, T. *Tetrahedron* **2000**, *56*, 2413.

⁹³⁹Jin, M.; Zhang, D.; Yang, L.; Liu, Y.; Liu, Z. *Tetrahedron Lett.* **2000**, *41*, 7357.

⁹⁴⁰McNabb, S.B.; Ueda, M.; Naito, T. *Org. Lett.* **2004**, *6*, 1911.

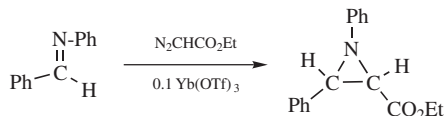
⁹⁴¹Halland, N.; Jørgensen, K.A. *J. Chem. Soc., Perkin Trans. 1* **2001**, 1290.

⁹⁴²For a review of nucleophilic addition to iminium salts, see Paukstelis, J.V.; Cook, A.G., in Cook, A.G. *Enamines*, 2nd ed., Marcel Dekker, NY, **1988**, pp. 275–356.

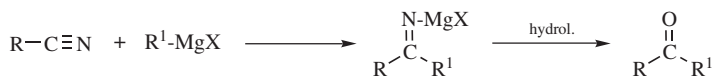
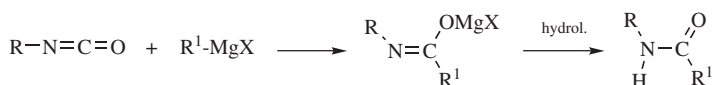
⁹⁴³Wieland, G.; Simchen, G. *Liebigs Ann. Chem.* **1985**, 2178.

16-32 Addition of Carbenes and Diazoalkanes to C=N Compounds

In the presence of metal catalysts such as $\text{Yb}(\text{OTf})_3$, diazoalkanes add to imines to generate aziridines. An example is:⁹⁴⁴



The reaction is somewhat selective for the *cis*-diastereomer. The use of chiral additives in this reaction leads to aziridines enantioselectively.⁹⁴⁵ Imines can be formed by the reaction of an aldehyde and an amine, and subsequent treatment with Me_3SiI and butyllithium gives an aziridine.⁹⁴⁶ *N*-Tosyl imines react with diazoalkenes to form *N*-tosyl aziridines, with good *cis*-selectivity⁹⁴⁷ and modest enantioselectivity in the presence of a chiral copper catalyst,⁹⁴⁸ but excellent enantioselectivity with a chiral rhodium catalyst.⁹⁴⁹ It is noted that *N*-tosyl aziridines are formed by the reaction of an alkene with $\text{PhI}=\text{NTs}$ and a copper catalyst.⁹⁵⁰ The reaction of alkenes with diazo compounds is discussed in **15-53**.

16-33 The Addition of Grignard Reagents to Nitriles and Isocyanates**Alkyl,oxo-de-nitrilo-tersubstitution** (Overall transformation)***N*-Hydro-*C*-alkyl-addition**

Ketones can be prepared by addition of Grignard reagents to nitriles, followed by hydrolysis of the initially formed imine anion. Many ketones have been made in this manner, though when both R groups are alkyl, yields are not high.⁹⁵¹ Yields

⁹⁴⁴Nagayama, S.; Kobayashi, S. *Chem Lett.* **1998**, 685. Also see, Rasmussen, K.G.; Jørgensen, K.A. *J. Chem. Soc., Chem. Commun.* **1995**, 1401.

⁹⁴⁵Hansen, K.B.; Finney, N.S.; Jacobsen, E.N. *Angew. Chem. Int. Ed.* **1995**, *34*, 676.

⁹⁴⁶Reetz, M.T.; Lee, W.K. *Org. Lett.* **2001**, *3*, 3119.

⁹⁴⁷Aggarwal, V.K.; Ferrara, M. *Org. Lett.* **2000**, *2*, 4107; Hori, R.; Aoyama, T.; Shioiri, T. *Tetrahedron Lett.* **2000**, *41*, 9455; Krumper, J.R.; Gerisch, M.; Suh, J.M.; Bergman, R.G.; Tilley, T.D. *J. Org. Chem.* **2003**, *68*, 9705; Williams, A.L.; Johnston, J.N. *J. Am. Chem. Soc.* **2004**, *126*, 1612; Sun, W.; Xia, C.-G.; Wang, H.-W. *Tetrahedron Lett.* **2003**, *44*, 2409.

⁹⁴⁸Juhl, K.; Hazell, R.G.; Jørgensen, K.A. *J. Chem. Soc., Perkin Trans. 1* **1999**, 2293.

⁹⁴⁹Aggarwal, V.K.; Alonso, E.; Fang, G.; Ferrara, M.; Hynd, G.; Porcelloni, M. *Angew. Chem. Int. Ed.* **2001**, *40*, 1433.

⁹⁵⁰Handy, S.T.; Czopp, M. *Org. Lett.* **2001**, *3*, 1423.

⁹⁵¹For a review, see Kharasch, M.S.; Reinmuth, O. *Grignard Reactions of Nonmetallic Substances*, Prentice-Hall, Englewood Cliffs, NJ, **1954**, pp. 767–845.

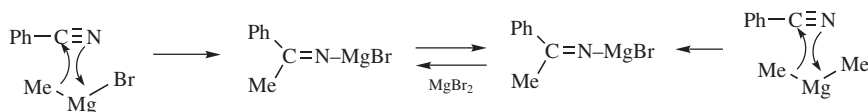
can be improved by the use of Cu(I) salts⁹⁵² or by using benzene containing one equivalent of ether as the solvent, rather than ether alone.⁹⁵³ The ketimine salt does not in general react with Grignard reagents: Hence tertiary alcohols or tertiary alkyl amines are not often side products.⁹⁵⁴ By careful hydrolysis of the salt it is sometimes possible to isolate ketimines,⁹⁵⁵



especially when R and R' = aryl. The addition of Grignard reagents to the C≡N group is normally slower than to the C=O group, and cyano group containing aldehydes add the Grignard reagent without disturbing the CN group.⁹⁵⁶ Other metal compounds have been used, including Sm with allylic halides⁹⁵⁷ and organocerium compounds such as MeCeCl₂.⁹⁵⁸ Allylic halides react with an excess of zinc metal in the presence of 40% AlCl₃, and in the presence of a nitrile homoallylic ketones are produced after hydrolysis.⁹⁵⁹ Benzonitrile reacts as with iodopropane and a mixture of SmI₂ and NiI₂ catalysts to give 1-phenyl-1-butanone.⁹⁶⁰

Addition of Grignard reagents⁹⁶¹ or organolithium reagents⁹⁶² to ω-halo nitriles leads to 2-substituted cyclic imines.

The following mechanism has been proposed for the reaction of the methyl Grignard reagent with benzonitrile:⁹⁶³



Arenes add to nitriles in the presence of a palladium catalyst in DMSO/trifluoroacetic acid to give a diaryl ketone.⁹⁶⁴

The addition of Grignard reagents to isocyanates gives, after hydrolysis, *N*-substituted amides.⁹⁶⁵ This is a very good reaction and can be used to prepare

⁹⁵²Weiberth, F.J.; Hall, S.S. *J. Org. Chem.* **1987**, *52*, 3901.

⁹⁵³Canonne, P.; Foscolos, G.B.; Lemay, G. *Tetrahedron Lett.* **1980**, 155.

⁹⁵⁴For examples where tertiary amines have been made the main products, see Alvernhe, G.; Laurent, A. *Tetrahedron Lett.* **1973**, 1057; Gauthier, R.; Axiotis, G.P.; Chastrette, M. *J. Organomet. Chem.* **1977**, *140*, 245.

⁹⁵⁵Pickard, P.L.; Toblert, T.L. *J. Org. Chem.* **1961**, 26,4886.

⁹⁵⁶Cason, J.; Kraus, K.W.; McLeod Jr., W.D. *J. Org. Chem.* **1959**, *24*, 392.

⁹⁵⁷Yu, M.; Zhang, Y.; Guo, H. *Synth. Commun.* **1997**, *27*, 1495.

⁹⁵⁸Ciganek, E. *J. Org. Chem.* **1992**, *57*, 4521.

⁹⁵⁹Lee, A.S.-Y.; Lin, L.-S. *Tetrahedron Lett.* **2000**, *41*, 8803.

⁹⁶⁰Kang, H.-Y.; Song, S.-E. *Tetrahedron Lett.* **2000**, *41*, 937.

⁹⁶¹Fry, D.F.; Fowler, C.B.; Dieter, R.K. *Synlett* **1994**, 836.

⁹⁶²Gallulo, V.; Dimas, L.; Zezza, C.A.; Smith, M.B. *Org. Prep. Proceed. Int.* **1989**, *21*, 297.

⁹⁶³Ashby, E.C.; Chao, L.; Neumann, H.M. *J. Am. Chem. Soc.* **1973**, *95*, 4896, 5186.

⁹⁶⁴Zhou, C.; Larock, R.C. *J. Am. Chem. Soc.* **2004**, *126*, 2302.

⁹⁶⁵For a review of this and related reactions, see Screttas, C.G.; Steele, B.R. *Org. Prep. Proceed. Int.* **1990**, *22*, 271.

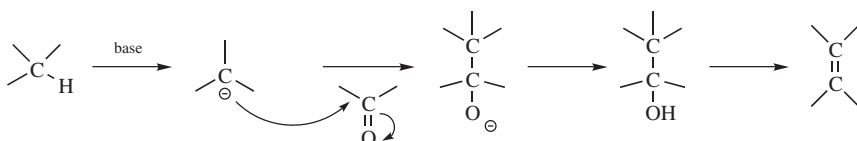
derivatives of alkyl and aryl halides. The reaction has also been performed with alkyllithium compounds.⁹⁶⁶ Isothiocyanates give *N*-substituted thioamides. Other organometallic compounds add to isocyanates. Vinyltin reagents lead to conjugated amides.⁹⁶⁷

It is noted that terminal alkynes add to the carbon of an isonitrile in the presence of a uranium complex, giving a propargylic imine.⁹⁶⁸

OS III, 26, 562; V, 520.

G. Carbon Attack by Active Hydrogen Compounds

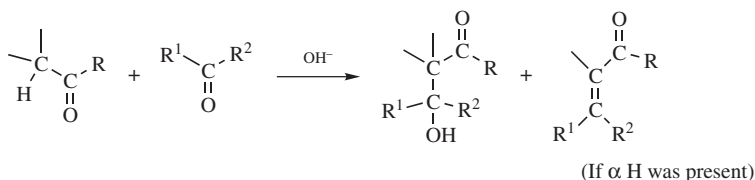
Reactions 16-34–16-50 are base-catalyzed condensations (although some of them are also catalyzed to acids).⁹⁶⁹ In 16-34–16-44, a base removes a C–H proton to give a carbanion, which then adds to a C=O. The oxygen acquires a proton, and the resulting alcohol may or may not be dehydrated, depending on whether an α hydrogen is present and on whether the new double bond would be in conjugation with double bonds already present:



The reactions differ in the nature of the active hydrogen component and the carbonyl component. Table 16.2 illustrates the differences. Reaction 16-50 is an analogous reaction involving addition to $C\equiv N$.

16-34 The Aldol Reaction⁹⁷⁰

O-Hydro-*C*-(α -acylalkyl)-addition; α -Acylalkylidene-de-oxo-bisubstitution



⁹⁶⁶LeBel, N.A.; Cherluck, R.M.; Curtis, E.A. *Synthesis* **1973**, 678; Cooke, Jr., M.P.; Pollock, C.M. *J. Org. Chem.* **1993**, 58, 7474. For another method, see Einhorn, J.; Luche, J.L. *Tetrahedron Lett.* **1986**, 27, 501.

⁹⁶⁷Niestroj, M.; Neumann, W.P.; Thies, O. *Chem. Ber.* **1994**, 127, 1131.

⁹⁶⁸Barnea, E.; Andrea, T.; Kapon, M.; Berthet, J.-C.; Ephritikhine, M.; Eisen, M.S. *J. Am. Chem. Soc.* **2004**, 126, 10860.

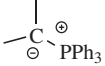
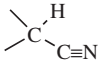
⁹⁶⁹For reviews, see House, H.O. *Modern Synthetic Reactions*, 2nd ed., W.A. Benjamin, NY, **1972**, pp. 629–682; Reeves, R.L., in Patai, S. *The Chemistry of the Carbonyl Group*, pt. 1, Wiley, NY, **1966**, pp. 567–619. See also, Stowell, J.C. *Carbanions in Organic Synthesis*, Wiley, NY, **1979**.

⁹⁷⁰See Smith, M.B. *Organic Synthesis*, 2nd ed., McGraw-Hill, NY, **2001**, pp. 740–745.

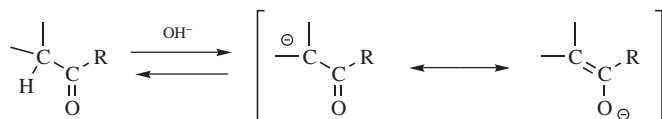
TABLE 16.2. Base-Catalyzed Condensations Showing the Active-Hydrogen Components and the Carbonyl Compounds

Reaction	Active-Hydrogen Component	Carbonyl Component	Subsequent Reaction
16-34	Aldehyde $\begin{array}{c} \text{H} \\ \\ \text{C} \\ \\ \text{CHO} \end{array}$	Aldehyde, ketone	Dehydration may follow
	Ketone $\begin{array}{c} \text{H} \\ \\ \text{C} \\ \\ \text{C} \\ \\ \text{O} \\ \\ \text{R} \end{array}$		
Aldol reaction			
16-36	Ester $\begin{array}{c} \text{H} \\ \\ \text{C} \\ \\ \text{C} \\ \\ \text{O} \\ \\ \text{OR} \end{array}$	Aldehyde, ketone (usually without α -hydrogens)	Dehydration may follow
16-38	$\begin{array}{c} \text{H} \\ \\ \text{C} \\ \\ \text{H} \end{array} \begin{array}{c} \text{Z} \\ \\ \text{Z}' \end{array}, \begin{array}{c} \text{R} \\ \\ \text{C} \\ \\ \text{H} \end{array} \begin{array}{c} \text{Z} \\ \\ \text{Z}' \end{array}$ and similar molecules	Aldehyde, ketone (usually without α -hydrogens)	Dehydration (usually follows)
Knoevenagel reaction			
16-41	$\begin{array}{c} \text{H} \\ \\ \text{C} \\ \\ \ominus \\ \\ \text{SiMe}_3 \end{array}$	Aldehyde, ketone may follow	Dehydration
Peterson reaction			
16-42	$\begin{array}{c} \text{H} \\ \\ \text{C} \\ \\ \text{Z} \end{array}$ $\text{Z} = \text{COR}, \text{COOR}, \text{NO}_2$	CO_2, CS_2	
16-39	Anhydride $\begin{array}{c} \text{H} \\ \\ \text{C} \\ \\ \text{C} \\ \\ \text{O} \end{array} \text{O} \begin{array}{c} \text{C} \\ \\ \text{O} \\ \\ \text{OR} \end{array}$	Aromatic aldehyde usually follows	Dehydration
Perkin reaction			
16-40	α -Halo Ester $\begin{array}{c} \text{X} \\ \\ \text{C} \\ \\ \text{C} \\ \\ \text{O} \end{array} \begin{array}{c} \text{H} \\ \\ \text{C} \\ \\ \text{OR} \end{array}$	Aldehyde, Ketone (S_N reaction) follows	Epoxidation
Darzen's reaction			
16-43	Aldehyde $\begin{array}{c} \text{H} \\ \\ \text{C} \\ \\ \text{CHO} \end{array}$	Formaldehyde reaction follows	Crossed-Cannizzaro
	Ketone $\begin{array}{c} \text{H} \\ \\ \text{C} \\ \\ \text{C} \\ \\ \text{O} \\ \\ \text{R} \end{array}$		

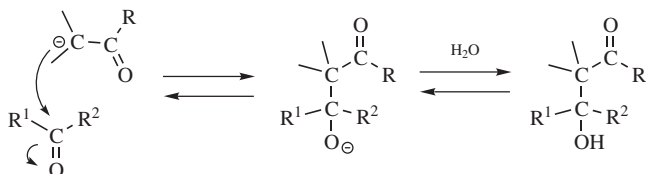
TABLE 16.2. (Continued)

Reaction	Active-Hydrogen Component	Carbonyl Component	Subsequent Reaction
Tollens' reaction			
16-44	Phosphorous ylid 	Aldehyde, ketone	“Dehydration” always follows
Wittig reaction			
16-50	Nitrile 	Nitrile	
Thorpe reaction			

In the *aldol reaction*,⁹⁷¹ the α carbon of one aldehyde or ketone molecule adds to the carbonyl carbon of another.⁹⁷² Although acid-catalyzed aldol reactions are known,⁹⁷³ the most common form of the reaction uses a base. There is evidence that an SET mechanism can intervene when the substrate is an aromatic ketone.⁹⁷⁴ Although hydroxide was commonly used in early versions of this reaction, stronger bases, such as alkoxides (RO^-) or amides (R_2N^-), are also common. Amine bases have been used.⁹⁷⁵ Hydroxide ion is not a strong enough base to convert substantially all of an aldehyde or ketone molecule to the corresponding enolate ion, that is., the equilibrium lies well to the left, for both aldehydes and



ketones. Nevertheless, enough enolate ion is present for the reaction to proceed:



⁹⁷¹This reaction is also called the *aldol condensation*, though, strictly speaking, this term applies to the formation only of the α,β -unsaturated product, and not the aldol.

⁹⁷²For reviews, see Thebtaranonth, C.; Thebtaranonth, Y., in Patai, S.; Rappoport, Z. *The Chemistry of Enones*, pt. 1, Wiley, NY, **1989**, pp. 199–280, 199–212; Hajos, Z.G., in Augustine, R.L. *Carbon–Carbon Bond Formation*, Vol. 1; Marcel Dekker, NY, **1979**; pp. 1–84; Nielsen, A.T.; Houlihan, W.J. *Org. React.* **1968**, *16*, 1.

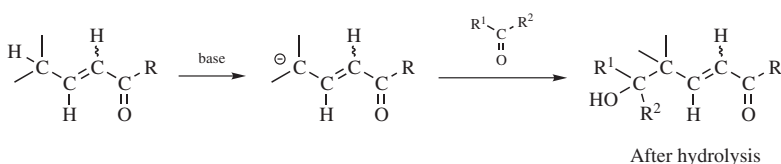
⁹⁷³For example, see Mahrwald, R.; Gündogan, B. *J. Am. Chem. Soc.* **1998**, *120*, 413.

⁹⁷⁴Ashby, E.C.; Argyropoulos, J.N. *J. Org. Chem.* **1986**, *51*, 472.

⁹⁷⁵Trost, B.M.; Silcoff, E.R.; Ito, H. *Org. Lett.* **2001**, *3*, 2497.

This equilibrium lies further to the right with alkoxide and especially with amide bases, depending on the solvent. Protic solvents, such as water or alcohol, are acidic enough to react with the enolate anion and shift the equilibrium to the left. In an aprotic solvent, such as ether or THF, with a strong amide base, such as lithium diisopropylamide (LDA, p. 389), the equilibrium lies more to the right.⁹⁷⁶ A variety of amide bases can be used to deprotonate the ketone or aldehyde, and in the case of an unsymmetrical ketone removal of the more acidic proton leads to the kinetic enolate anion.⁹⁷⁷ Note that a polymer-bound amide base has been used⁹⁷⁸ and solid-phase chiral lithium amides are known.⁹⁷⁹ A polymer-supported phosphoramidate has been used as a catalyst for the aldol condensation.⁹⁸⁰ The product is a β -hydroxy aldehyde (called an *aldol*) or ketone, which in some cases is dehydrated during the course of the reaction. In aprotic solvents with a mild workup procedure, however, the aldol is readily isolated unless the substrate is an aromatic aldehyde or ketone. The aldol reaction has been done in ionic liquids.⁹⁸¹ Even if the dehydration is not spontaneous, it can usually be done easily, since the new double bond is in conjugation with the C=O bond; so that this is a method of preparing α,β -unsaturated aldehydes and ketones, as well as β -hydroxy aldehydes and ketones. One-pot procedures have been reported to give the conjugated product.⁹⁸² The entire reaction is an equilibrium (including the dehydration step), and α,β -unsaturated and β -hydroxy aldehydes and ketones can be cleaved by treatment with ^-OH (the *retrograde aldol reaction*). The *retro*-aldol condensation has been exploited for crossed-aldol reactions.⁹⁸³ A vinylogous aldol reaction is known⁹⁸⁴ as is a 1 “double” aldol.⁹⁸⁵ Enzyme-mediated aldol reactions have been reported using two aldehydes, including formaldehyde.⁹⁸⁶

Under the principle of vinylogy, the active hydrogen can be one in the γ position of an α,β -unsaturated carbonyl compound:



⁹⁷⁶For a discussion of solvent and temperature effects, see Cainelli, G.; Galletti, P.; Giacomini, D.; Orioli, P. *Tetrahedron Lett.* **2001**, *42*, 7383.

⁹⁷⁷See Xie, L.; Vanlandeghem, K.; Isenberger, K.M.; Bernier, C. *J. Org. Chem.* **2003**, *68*, 641; Zhao, P.; Lucht, B.L.; Kenkre, S.L.; Collum, D.B. *J. Org. Chem.* **2004**, *69*, 242; Zhao, P.; Condo, A.; Keresztes, I.; Collum, D.B. *J. Am. Chem. Soc.* **2004**, *126*, 3113.

⁹⁷⁸Seki, A.; Ishiwata, F.; Takizawa, Y.; Asami, M. *Tetrahedron* **2004**, *60*, 5001.

⁹⁷⁹Johansson, A.; Abrahamsson, P.; Davidsson, Ö. *Tetrahedron Asymmetry* **2003**, *14*, 1261.

⁹⁸⁰Flowers II, R.A.; Xu, X.; Timmons, C.; Li, G. *Eur. J. Org. Chem.* **2004**, 2988.

⁹⁸¹In bmim BF₄, 1-butyl-3-methylimidazolium tetrafluoroborate: Zheng, X.; Zhang, Y. *Synth. Commun.* **2003**, *161*.

⁹⁸²Kourouli, T.; Kefalas, P.; Ragoussis, N.; Ragoussis, V. *J. Org. Chem.* **2002**, *67*, 4615.

⁹⁸³For an example, see Simpura, I.; Nevalainen, V. *Angew. Chem. Int. Ed.* **2000**, *39*, 3422.

⁹⁸⁴For reviews, see Casiraghi, G.; Zanardi, F.; Appendino, G.; Rasso, G.; *Chem. Rev.* **2000**, *100*, 1929; Casiraghi, G.; Zanardi, E.; Rasso, G. *Pure Appl. Chem.* **2000**, *72*, 1645.

⁹⁸⁵For a discussion of the mechanism of this reaction see Abiko, A.; Inoue, T.; Masamune, S. *J. Am. Chem. Soc.* **2002**, *124*, 10759.

⁹⁸⁶Demir, A.S.; Ayhan, P.; Iğdir, A.C.; Duygu, A.N. *Tetrahedron* **2004**, *60*, 6509.

The scope of the aldol reaction may be discussed under five headings:

1. *Reaction between Two Molecules of the Same Aldehyde.* Hydroxide or alkoxide bases are used in protic solvents,⁹⁸⁷ and the reaction is quite feasible. Many aldehydes have been converted to aldols and/or their dehydration products in this manner. The most effective catalysts are basic ion-exchange resins. Of course, the aldehyde must possess an α hydrogen.
2. *Reaction between Two Molecules of the Same Ketone.* With hydroxide or alkoxide bases in protic solvents the equilibrium lies well to the left,⁹⁸⁸ and the reaction is feasible only if the equilibrium can be shifted. This can often be done by allowing the reaction to proceed in a Soxhlet extractor (e.g., see OS I, 199). Two molecules of the same ketone can also be condensed without a Soxhlet extractor,⁹⁸⁹ by treatment with basic Al_2O_3 .⁹⁹⁰ Unsymmetrical ketones condense on the side that has more hydrogens. An exception is butanone, which reacts at the CH_2 group with acid catalysts, though with basic catalysts, it too reacts at the CH_3 group.

Alternatively, the use of an amide base, such as LDA or lithium hexamethyldisilazide (p. 389), in aprotic solvents, such as ether or THF, at low temperatures, generates an enolate anion under conditions where the equilibrium lies more to the right. A second equivalent of the ketone can then be added. Clearly, this technique is effective in reactions of aldehydes.

3. *Reaction between Two Different Aldehydes.* In the most general case, this will produce a mixture of four products (eight, if the alkenes are counted). However, if one aldehyde does not have an α hydrogen, only two aldols are possible, and in many cases the crossed product is the main one. The crossed-aldol reaction is often called the *Claisen–Schmidt reaction*.⁹⁹¹ The crossed aldol is readily accomplished using amide bases in aprotic solvent. The first aldehyde is treated with LDA in THF at -78°C , for example, to form the enolate anion. Subsequent treatment with a second aldehyde leads to the mixed aldol product. The crossed aldol of two aldehydes has been done using potassium *tert*-butoxide and $\text{Ti}(\text{OBu})_4$.⁹⁹²
4. *Reaction between Two Different Ketones.* This is seldom attempted with hydroxide or alkoxide bases in protic solvents since similar considerations apply to those discussed for aldehydes. This reaction is commonly done with amide bases in aprotic solvents, but with somewhat more difficulty than with aldehydes.

⁹⁸⁷For discussions of equilibrium constants in aldol reactions, see Guthrie, J.P.; Wang, X. *Can. J. Chem.* **1991**, *69*, 339; Guthrie, J.P. *J. Am. Chem. Soc.* **1991**, *113*, 7249, and references cited therein.

⁹⁸⁸The equilibrium concentration of the product from acetone in pure acetone was determined to be 0.01%: Maple, S.R.; Allerhand, A. *J. Am. Chem. Soc.* **1987**, *109*, 6609.

⁹⁸⁹For another method, see Barot, B.C.; Sullins, D.W.; Eisenbraun, E.J. *Synth. Commun.* **1984**, *14*, 397.

⁹⁹⁰Muzart, J. *Synthesis* **1982**, 60; *Synth. Commun.* **1985**, *15*, 285.

⁹⁹¹For an aqueous version, see Buonora, P.T.; Rosauer, K.G.; Dai, L. *Tetrahedron Lett.* **1995**, *36*, 4009.

⁹⁹²Han, Z.; Yorimitsu, H.; Shinokubo, H.; Oshima, K. *Tetrahedron Lett.* **2000**, *41*, 4415.

5. *Reaction between an Aldehyde and a Ketone.* This is usually feasible with hydroxide or alkoxides bases in protic solvents, particularly when the aldehyde has no α hydrogen, since there is no competition from ketone condensing with itself.⁹⁹³ This is also called the *Claisen–Schmidt reaction*. Even when the aldehyde has an α hydrogen, it is generally the α carbon of the ketone that adds to the carbonyl of the aldehyde, not the other way around. Mixtures are usually produced, however. If the ketone or the aldehyde is treated with an amide base in aprotic solvents, a second aldehyde or ketone can be added to give the aldolate with high regioselectivity. The reaction can be also made regioselective by preparing an enol derivative of the ketone separately⁹⁹⁴ and then adding this to the aldehyde (or ketone). Other types of preformed derivatives that react with aldehydes and ketones are enamines (with a Lewis acid catalyst),⁹⁹⁵ and enol borinates $R'CH=CR^2-OBR_2$ ⁹⁹⁶ (which can be synthesized by **15-27**) or directly from an aldehyde or ketone⁹⁹⁷). Preformed metallic enolates are also used. For example, lithium enolates⁹⁹⁸ (prepared by **12-23**) react with the substrate in the presence of $ZnCl_2$;⁹⁹⁹ in this case the aldol product is stabilized by chelation of its two oxygen atoms with the zinc ion.¹⁰⁰⁰ Other metallic enolates can be used for aldol reactions, either preformed or generated *in situ* with a catalytic amount of a metal compound. Metals used for this purpose include Mg,¹⁰⁰¹ Ti,¹⁰⁰² Zr,¹⁰⁰³ Pd,¹⁰⁰⁴

⁹⁹³For a study of the rate and equilibrium constants in the reaction between acetone and benzaldehyde, see Guthrie, J.P.; Cossar, J.; Taylor, K.F. *Can. J. Chem.* **1984**, *62*, 1958. For a microwave induced reaction using aqueous NaOH, see Kad, G.L.; Kaur, K.P.; Singh, V.; Singh, J. *Synth. Commun.* **1999**, *29*, 2583.

⁹⁹⁴For some other aldol reactions with preformed enol derivatives, see Mukaiyama, T. *Isr. J. Chem.* **1984**, *24*, 162; Caine, D., in Augustine, R.L., *Carbon–Carbon Bond Formation*, Vol. 1, Marcel Dekker, NY, **1979**, pp. 264–276.

⁹⁹⁵Takazawa, O.; Kogami, K.; Hayashi, K. *Bull. Chem. Soc. Jpn.* **1985**, *58*, 2427.

⁹⁹⁶Inoue, T.; Mukaiyama, T. *Bull. Chem. Soc. Jpn.* **1980**, *53*, 174; Hooz, J.; Oudenes, J.; Roberts, J.L.; Benderly, A. *J. Org. Chem.* **1987**, *52*, 1347; Nozaki, K.; Oshima, K.; Utimoto, K. *Tetrahedron Lett.* **1988**, *29*, 1041. For a review, see Pelter, A.; Smith, K.; Brown, H.C. *Borane Reagents*, Academic Press, NY, **1988**, pp. 324–333. For an *ab initio* study see Murga, J.; Falomir, E.; Carda, M.; Marco, J.A. *Tetrahedron* **2001**, *57*, 6239.

⁹⁹⁷For conversion of ketones to either (*Z*) or (*E*) enol borinates, see, for example, Evans, D.A.; Nelson, J.V.; Vogel, E.; Taber, T.R. *J. Am. Chem. Soc.* **1981**, *103*, 3099; Brown, H.C.; Dhar, R.K.; Bakshi, R.K.; Pandiarajan, P.K.; Singaram, B. *J. Am. Chem. Soc.* **1989**, *111*, 3441; Brown, H.C.; Ganesan, K. *Tetrahedron Lett.* **1992**, *33*, 3421.

⁹⁹⁸For a complete structure–energy analysis of one such reaction, see Arnett, E.M.; Fisher, F.J.; Nichols, M.A.; Ribeiro, A.A. *J. Am. Chem. Soc.* **1990**, *112*, 801.

⁹⁹⁹House, H.O.; Crumrine, D.S.; Teranishi, A.Y.; Olmstead, H.D. *J. Am. Chem. Soc.* **1973**, *95*, 3310.

¹⁰⁰⁰It has been contended that such stabilization is not required: Mulzer, J.; Brüntrup, G.; Finke, J.; Zippel, M. *J. Am. Chem. Soc.* **1979**, *101*, 7723.

¹⁰⁰¹Wei, H.-X.; Jasoni, R.L.; Shao, H.; Hu, J.; Paré, P.W. *Tetrahedron* **2004**, *60*, 11829.

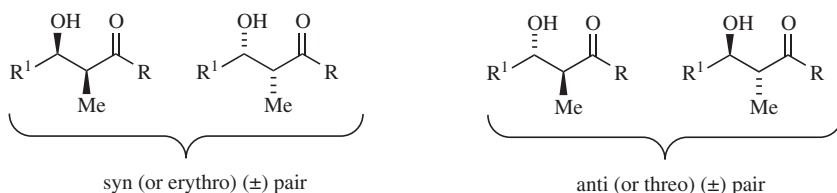
¹⁰⁰²Stille, J.R.; Grubbs, R.H. *J. Am. Chem. Soc.* **1983**, *105*, 1664; Mahrwald, R.; Costisella, B.; Gündogan, B. *Tetrahedron Lett.* **1997**, *38*, 4543. For the use of $Ti(OiPr)_4$ to modify syn/anti ratios of aldol products, see Mahrwald, R.; Costisella, B.; Gündogan, B. *Synthesis* **1998**, 262.

¹⁰⁰³Evans, D.A.; McGee, L.R. *Tetrahedron Lett.* **1980**, *21*, 3975; *J. Am. Chem. Soc.* **1991**, *103*, 2876.

¹⁰⁰⁴Nokami, J.; Mandai, T.; Watanabe, H.; Ohyama, H.; Tsuji, J. *J. Am. Chem. Soc.* **1989**, *111*, 4126.

In,¹⁰⁰⁵ Sn,¹⁰⁰⁶ La,¹⁰⁰⁷ and Sm,¹⁰⁰⁸ all of which give products with moderate to excellent diastereoselectivity¹⁰⁰⁹ and regioselectivity. α -Alkoxy ketones react with lithium enolates particularly rapidly.¹⁰¹⁰ A bis(aldol) condensation has been reported with epoxy ketones and aldehydes using SmI₂.¹⁰¹¹ Vinyl silanes react with aldehydes in the presence of a copper catalyst to give the aldol product.¹⁰¹²

The reactions with preformed enol derivatives provide a way to control the stereoselectivity of the aldol reaction.¹⁰¹³ As with the Michael reaction (15-24), the aldol reaction creates two new stereogenic centers, and, in the most general case, there are four stereoisomers of the aldol product (two racemic diastereomers), which can be represented as



Among the preformed enol derivatives used for diastereoselective aldol condensations have been enolates of Li,¹⁰¹⁴ Mg, Ti,¹⁰¹⁵ Zr,³⁴³ and Sn,¹⁰¹⁶ silyl enol

¹⁰⁰⁵Loh, T.-P.; Wei, L.-L.; Feng, L.-C. *Synlett* **1999**, 1059. For an example using ultrasound and InCl₃, see Loh, T.-P.; Feng, L.-C.; Wei, L.-L. *Tetrahedron* **2001**, 57, 4231.

¹⁰⁰⁶Yanagisawa, A.; Kimura, K.; Nakatsuka, Y.; Yamamoto, H. *Synlett* **1998**, 958.

¹⁰⁰⁷Kobayashi, S.; Hachiya, I.; Takahori, T. *Synthesis* **1993**, 371.

¹⁰⁰⁸Yokoyama, Y.; Mochida, K. *Synlett* **1996**, 445; Sasai, H.; Arai, S.; Shibasaki, M. *J. Org. Chem.* **1994**, 59, 2661. Also see, Bao, W.; Zhang, Y.; Wang, J. *Synth. Commun.* **1996**, 26, 3025.

¹⁰⁰⁹For a review, see Mahrwald, R. *Chem. Rev.* **1999**, 99, 1095.

¹⁰¹⁰Das, G.; Thornton, E.R. *J. Am. Chem. Soc.* **1990**, 112, 5360.

¹⁰¹¹Mukaiyama, T.; Arai, H.; Shiina, I. *Chem. Lett.* **2000**, 580.

¹⁰¹²Yang, B.-Y.; Chen, X.-M.; Deng, G.-J.; Zhang, Y.-L.; Fan, Q.-H. *Tetrahedron Lett.* **2003**, 44, 3535.

¹⁰¹³For reviews, see Heathcock, C.H. *Aldrichimica Acta* **1990**, 23, 99; *Science* **1981**, 214, 395; N \acute{o} gr \acute{a} di, M. *Stereoselective Synthesis*, VCH, NY, **1986**, pp. 193–220; Heathcock, C.H., in Morrison, J.D. *Asymmetric Synthesis*, Vol. 3, Academic Press, NY, **1984**, pp. 111–212; Heathcock, C.H., in Buncl, E.; Durst, T. *Comprehensive Carbanion Chemistry*, pt. B, Elsevier, NY, **1984**, pp. 177–237; Evans, D.A.; Nelson, J.V.; Taber, T.R. *Top. Stereochem.* **1982**, 13, 1; Evans, D.A. *Aldrichimica Acta* **1982**, 15, 23; Braun, M.; Sacha, H.; Galle, D.; Baskaran, S. *Pure Appl. Chem.* **1996**, 68, 561. For a discussion of how configuration and conformation influence the stereochemistry of aldols, see Kitamura, M.; Nakano, K.; Miki, T.; Okada, M.; Noyori, R. *J. Am. Chem. Soc.* **2001**, 123, 8939.

¹⁰¹⁴Fellmann, P.; Dubois, J.E. *Tetrahedron* **1978**, 34, 1349; Heathcock, C.H.; Pirroy, M.C.; Montgomery, S.H.; Lampe, J. *Tetrahedron* **1981**, 37, 4087; Masamune, S.; Ellingboe, J.W.; Choy, W. *J. Am. Chem. Soc.* **1982**, 104, 5526; Ertas, M.; Seebach, D. *Helv. Chim. Acta* **1985**, 68, 961.

¹⁰¹⁵Nerz-Stormes, M.; Thornton, E.R. *Tetrahedron Lett.* **1986**, 897; Evans, D.A.; Rieger, D.L.; Bilodeau, M.T.; Urp \acute{i} , F. *J. Am. Chem. Soc.* **1991**, 113, 1047; Cosp. A.; Larrosa, I.; Vilas \acute{a} s, I.; Romea, P.; Urp \acute{i} , F.; Vilarrasa, J. *Synlett* **2003**, 1109.

¹⁰¹⁶Mukaiyama, T.; Iwasawa, N.; Stevens, R.W.; Haga, T. *Tetrahedron* **1984**, 40, 1381; Labadie, S.S.; Stille, J.K. *Tetrahedron* **1984**, 40, 2329; Yura, T.; Iwasawa, N.; Mukaiyama, T. *Chem. Lett.* **1986**, 187. See also, Nakamura, E.; Kuwajima, I. *Tetrahedron Lett.* **1983**, 24, 3347.

ethers,¹⁰¹⁷ enol borinates,¹⁰¹⁸ and enol borates $R'CH=CR^2-OB(OR)_2$.¹⁰¹⁹ The nucleophilicity of silyl enol ethers has been examined.¹⁰²⁰ Base-induced formation of the enolate anion generally leads to a mixture of (*E*)- and (*Z*)-isomers, and dialkyl amide bases are used in most cases. The (*E/Z*) stereoselectivity depends on the structure of the lithium dialkylamide base, with the highest (*E/Z*) ratios obtained with LiTMP-butyllithium mixed aggregates in THF.¹⁰²¹ The use of LiHMDS resulted in a reversal of the (*E/Z*) selectivity. In general, metallic (*Z*) enolates give the syn (or erythro) pair, and this reaction is highly useful for the diastereoselective synthesis of these products.¹⁰²² The (*E*) isomers generally react nonstereoselectively. However, anti (or threo) stereoselectivity has been achieved in a number of cases, with titanium enolates,¹⁰²³ with magnesium enolates,¹⁰²⁴ with certain enol borinates,¹⁰²⁵ and with lithium enolates at -78°C .¹⁰²⁶ Enolization accounts for syn–anti isomerization of aldols.¹⁰²⁷ In another variation, a β -keto Weinreb amide (see **16-82**) reacted with $TiCl_4$ and Hünig's base ($iPr_2N\text{Et}$) and then an aldehyde to give the β -hydroxy ketone.¹⁰²⁸

¹⁰¹⁷Matsuda, I.; Izumi, Y. *Tetrahedron Lett.* **1981**, 22, 1805; Yamamoto, Y.; Maruyama, K.; Matsumoto, K. *J. Am. Chem. Soc.* **1983**, 105, 6963; Sakurai, H.; Sasaki, K.; Hosomi, A. *Bull. Chem. Soc. Jpn.* **1983**, 56, 3195; Hagiwara, H.; Kimura, K.; Uda, H. *J. Chem. Soc., Chem. Commun.* **1986**, 860.

¹⁰¹⁸Evans, D.A.; Nelson, J.V.; Vogel, E.; Taber, T.R. *J. Am. Chem. Soc.* **1981**, 103, 3099; Evans, D.A.; Bartroli, J.; Shih, T.L. *J. Am. Chem. Soc.* **1981**, 103, 2127; Masamune, S.; Choy, W.; Kerdesky, F.A.J.; Imperiali, B. *J. Am. Chem. Soc.* **1981**, 103, 1566; Paterson, I.; Goodman, J.M.; Lister, M.A.; Schumann, R.C.; McClure, C.K.; Norcross, R.D. *Tetrahedron* **1990**, 46, 4663; Walker, M.A.; Heathcock, C.H. *J. Org. Chem.* **1991**, 56, 5747. For reviews, see Paterson, I. *Chem. Ind. (London)* **1988**, 390; Pelter, A.; Smith, K.; Brown, H.C. *Borane Reagents*, Academic Press, NY, **1988**, p. 324.

¹⁰¹⁹Hoffmann, R.W.; Ditrich, K.; Fröch, S. *Liebigs Ann. Chem.* **1987**, 977.

¹⁰²⁰Patz, M.; Mayr, H. *Tetrahedron Lett.* **1993**, 34, 3393.

¹⁰²¹Pratt, L. M.; Newman, A.; Cyr, J. S.; Johnson, H.; Miles, B.; Lattier, A.; Austin, E.; Henderson, S.; Hershey, B.; Lin, M.; Balamraju, Y.; Sammonds, L.; Cheramie, J.; Karnes, J.; Hymel, E.; Woodford, B.; Carter, C. *J. Org. Chem.* **2003**, 68, 6387.

¹⁰²²For discussion of transition-state geometries in this reaction, see Hoffmann, R.W.; Ditrich, K.; Froech, S.; Cremer, D. *Tetrahedron* **1985**, 41, 5517; Anh, N.T.; Thanh, B.T. *Nouv. J. Chim.*, **1986**, 10, 681; Li, Y.; Paddon-Row, M.N.; Houk, K.N. *J. Org. Chem.* **1990**, 55, 481; Denmark, S.E.; Henke, B.R. *J. Am. Chem. Soc.* **1991**, 113, 2177.

¹⁰²³See Murphy, P.J.; Procter, G.; Russell, A.T. *Tetrahedron Lett.* **1987**, 28, 2037; Nerz-Stormes, M.; Thornton, E.R. *J. Org. Chem.* **1991**, 56, 2489.

¹⁰²⁴Swiss, K.A.; Choi, W.; Liotta, D.; Abdel-Magid, A.F.; Maryanoff, C.A. *J. Org. Chem.* **1991**, 56, 5978.

¹⁰²⁵Masamune, S.; Sato, T.; Kim, B.M.; Wollmann, T.A. *J. Am. Chem. Soc.* **1986**, 108, 8279; Danda, H.; Hansen, M.M.; Heathcock, C.H. *J. Org. Chem.* **1990**, 55, 173. See also, Corey, E.J.; Kim, S.S. *Tetrahedron Lett.* **1990**, 31, 3715.

¹⁰²⁶Hirama, M.; Noda, T.; Takeishi, S.; Itô, S. *Bull. Chem. Soc. Jpn.* **1988**, 61, 2645; Majewski, M.; Gleave, D.M. *Tetrahedron Lett.* **1989**, 30, 5681.

¹⁰²⁷Ward, D.E.; Sales, M.; Sasmal, P.K. *Org. Lett.* **2001**, 3, 3671; Ward, D.E.; Sales, M.; Sasmal, P.K. *J. Org. Chem.* **2004**, 69, 4808.

¹⁰²⁸Calter, M.A.; Guo, X.; Liao, W. *Org. Lett.* **2001**, 3, 1499.

These reactions can also be made enantioselective¹⁰²⁹ (in which case only one of the four isomers predominates)¹⁰³⁰ by using¹⁰³¹ chiral enol derivatives,¹⁰³² chiral aldehydes or ketones,¹⁰³³ or both.¹⁰³⁴ Chiral bases¹⁰³⁵ can be used, such as proline,¹⁰³⁶ proline derivatives,¹⁰³⁷ or chiral additives, used in conjunction with the base.¹⁰³⁸ A chiral binaphthol dianion has been used to catalyze the reaction.¹⁰³⁹ Chiral auxiliaries¹⁰⁴⁰ have been developed that can be used in conjunction with the aldol condensation, as well as chiral catalysts¹⁰⁴¹ and chiral ligands¹⁰⁴²

¹⁰²⁹For a review, see Allemann, C.; Gordillo, R.; Clemente, F.R.; Cheong, P.H.-Y.; Houk, K.N. *Acc. Chem. Res.* **2004**, *37*, 558; Saito, S.; Yamamoto, H. *Acc. Chem. Res.* **2004**, *37*, 570. For a discussion of chelation versus nonchelation control, see Yan, T.-H.; Tan, C.-W.; Lee, H.-C.; Lo, H.-C.; Huang, T.-Y. *J. Am. Chem. Soc.* **1993**, *115*, 2613. For the effects of lithium salts on enantioselective deprotonation, see Majewski, M.; Lazny, R.; Nowak, P. *Tetrahedron Lett.* **1995**, *36*, 5465. Also see, Smith, M.B. *Organic Synthesis*, 2nd ed., McGraw-Hill, NY, **2001**, pp. 779–790.

¹⁰³⁰For anti-selective aldol reactions, see Oppolzer, W.; Lienard, P. *Tetrahedron Lett.* **1993**, *34*, 4321. For a “non-Evans” *syn*-aldol, see Yan, T.-H.; Lee, H.-C.; Tan, C.-W. *Tetrahedron Lett.* **1993**, *34*, 3559.

¹⁰³¹For reviews, see Klein, J., in Patai, S. *Supplement A: The Chemistry of Double-Bonded Functional Groups*, Vol. 2, pt. 1, Wiley, NY, **1989**, pp. 567–677; Braun, M. *Angew. Chem. Int. Ed.* **1987**, *26*, 24.

¹⁰³²For examples, see Eichenauer, H.; Friedrich, E.; Lutz, W.; Enders, D. *Angew. Chem. Int. Ed.* **1978**, *17*, 206; Meyers, A.I.; Yamamoto, Y. *Tetrahedron* **1984**, *40*, 2309; Ando, A.; Shioiri, T. *J. Chem. Soc., Chem. Commun.* **1987**, 1620; Muraoka, M.; Kawasaki, H.; Koga, K. *Tetrahedron Lett.* **1988**, *29*, 337; Paterson, I.; Goodman, J.M. *Tetrahedron Lett.* **1989**, *30*, 997; Siegel, C.; Thornton, E.R. *J. Am. Chem. Soc.* **1989**, *111*, 5722; Gennari, C.; Molinari, F.; Cozzi, P.; Oliva, A. *Tetrahedron Lett.* **1989**, *30*, 5163; Faunce, J.A.; Grisso, B.A.; Mackenzie, P.B. *J. Am. Chem. Soc.* **1991**, *113*, 3418.

¹⁰³³For example, see Ojima, I.; Yoshida, K.; Inaba, S. *Chem. Lett.* **1977**, 429; Heathcock, C.H.; Flippin, L.A. *J. Am. Chem. Soc.* **1983**, *105*, 1667; Reetz, M.T.; Kessler, K.; Jung, A. *Tetrahedron* **1984**, *40*, 4327.

¹⁰³⁴For example, see Heathcock, C.H.; White, C.T.; Morrison, J.J.; VanDerveer, D. *J. Org. Chem.* **1981**, *46*, 1296; Short, R.P.; Masamune, S. *Tetrahedron Lett.* **1987**, *28*, 2841.

¹⁰³⁵For a review, see Notz, W.; Tanaka, F.; Barbas III, C.F. *Acc. Chem. Res.* **2004**, *37*, 580.

¹⁰³⁶Notz, W.; List, B. *J. Am. Chem. Soc.* **2000**, *122*, 7386; List, B.; Pojarliev, P.; Castello, C. *Org. Lett.* **2001**, *3*, 573; Sakthivel, K.; Notz, W.; Bui, T.; Barbas III, C.F. *J. Am. Chem. Soc.* **2001**, *123*, 5260; Northrup, A.B.; MacMillan, D.W.C. *J. Am. Chem. Soc.* **2002**, *124*, 6798. See Peng, Y.-Y.; Ding, Q.-P.; Li, Z.; Wang, P.G.; Cheng, J.-P. *Tetrahedron Lett.* **2003**, *44*, 3871; Darbre, T.; Machuqueiro, M. *Chem. Commun.* **2003**, 1090; Nyberg, A.I.; Usano, A.; Pihko, P.M. *Synlett* **2004**, 1891. For an example with formaldehyde, see Casas, J.; Sundén, H.; Córdova, A. *Tetrahedron Lett.* **2004**, *45*, 6117. For a proline-catalyzed high pressure reaction, see Sekiguchi, Y.; Sasaoka, A.; Shimomoto, A.; Fujioka, S.; Kotsuki, H. *Synlett* **2003**, 1655.

¹⁰³⁷Tang, Z.; Jiang, F.; Yu, L.-T.; Cui, X.; Gong, L.-Z.; Mi, A.-Q.; Jiang, Y.-Z.; Wu, Y.-D. *J. Am. Chem. Soc.* **2003**, *125*, 5262; Zhong, G.; Fan, J.; Barbas III, C.F. *Tetrahedron Lett.* **2004**, *45*, 5681.

¹⁰³⁸See Mahrwald, R. *Org. Lett.* **2000**, *2*, 4011.

¹⁰³⁹Nakajima, M.; Orito, Y.; Ishizuka, T.; Hashimoto, S. *Org. Lett.* **2004**, *6*, 3763.

¹⁰⁴⁰Hein, J.E.; Hultin, P.G. *Synlett* **2003**, 635.

¹⁰⁴¹Suzuki, T.; Yamagiwa, N.; Matsuo, Y.; Sakamoto, S.; Yamaguchi, K.; Shibasaki, M.; Noyori, R. *Tetrahedron Lett.* **2001**, *42*, 4669. For a review, see Alcaidi, B.; Almendros, P. *Eur. J. Org. Chem.* **2002**, 1595.

¹⁰⁴²Trost, B.M.; Ito, H. *J. Am. Chem. Soc.* **2000**, *122*, 12003.

in catalytic reactions. Aldehydes are condensed with ketones with potassium hexamethyldisilazide (KHMDs) and 8% of a chiral lithium catalyst, giving the aldol product with moderate enantioselectivity.¹⁰⁴³ Structural variations in the aldehyde or ketone are compatible with many enantioselective condensation reactions. An α -hydroxy ketone was condensed with an aldehyde using a chiral zinc catalyst to give the aldol (an α,β -dihydroxy ketone) with good syn selectivity and good enantioselectivity.¹⁰⁴⁴ A catalytic amount of a nicotine metabolite allows an enantioselective reaction in aqueous media.¹⁰⁴⁵ Chiral vinylogous aldol reactions have been reported.¹⁰⁴⁶

Silyl enol ethers react with aldehydes in the presence of chiral boranes¹⁰⁴⁷ or other additives¹⁰⁴⁸ to give aldols with good asymmetric induction (see the Mukaiyama aldol reaction in **16-35**). Chiral boron enolates have been used.¹⁰⁴⁹ Since both new stereogenic centers are formed enantioselectively, this kind of process is called *double asymmetric synthesis*.¹⁰⁵⁰ Where both the enolate derivative and substrate were achiral, carrying out the reaction in the presence of an optically active boron compound¹⁰⁵¹ or a diamine coordinated with a tin compound¹⁰⁵² gives the aldol product with excellent enantioselectivity for one stereoisomer. Formation of the magnesium enolate anion of a chiral amide, adds to aldehydes to give the alcohol enantioselectively.¹⁰⁵³

Diamine protonic acids have been used for catalytic asymmetric aldol reaction.¹⁰⁵⁴ Boron triflate derivatives, R₂BOTf, have been used for the condensation of ketals and ketone to give β -alkoxy ketones.¹⁰⁵⁵

¹⁰⁴³Yoshikawa, N.; Yamada, Y.M.A.; Das, J.; Sasai, H.; Shibasaki, M. *J. Am. Chem. Soc.* **1999**, *121*, 4168.

¹⁰⁴⁴Kumagai, N.; Matsunaga, S.; Yoshikawa, N.; Ohshima, T.; Shibasaki, M. *Org. Lett.* **2001**, *3*, 1539; Yoshikawa, N.; Kumagai, N.; Matsunaga, S.; Moll, G.; Ohshima, T.; Suzuki, T.; Shibasaki, M. *J. Am. Chem. Soc.* **2001**, *123*, 2466; Trost, B.M.; Ito, H.; Silcoff, E.R. *J. Am. Chem. Soc.* **2001**, *123*, 3367.

¹⁰⁴⁵Dickerson, T.J.; Janda, K.D. *J. Am. Chem. Soc.* **2002**, *124*, 3220.

¹⁰⁴⁶Takikawa, H.; Ishihara, K.; Saito, S.; Yamamoto, H. *Synlett* **2004**, 732; Denmark, S.E.; Heemstra, Jr., J.R. *Synlett* **2004**, 2411.

¹⁰⁴⁷Ishihara, K.; Maruyama, T.; Mouri, M.; Gao, Q.; Furuta, K.; Yamamoto, H. *Bull. Chem. Soc. Jpn.* **1993**, *66*, 3483.

¹⁰⁴⁸Corey, E.J.; Cywin, C.L.; Roper, T.D. *Tetrahedron Lett.* **1992**, *33*, 6907.

¹⁰⁴⁹See Yoshida, K.; Ogasawara, M.; Hayashi, T. *J. Org. Chem.* **2003**, *68*, 1901.

¹⁰⁵⁰For a review, see Masamune, S.; Choy, W.; Petersen, J.S.; Sita, L.R. *Angew. Chem. Int. Ed.* **1985**, *24*, 1.

¹⁰⁵¹Corey, E.J.; Kim, S.S. *J. Am. Chem. Soc.* **1990**, *112*, 4976; Furuta, K.; Maruyama, T.; Yamamoto, H. *J. Am. Chem. Soc.* **1991**, *113*, 1041; Kiyooka, S.; Kaneko, Y.; Komura, M.; Matsuo, H.; Nakano, M. *J. Org. Chem.* **1991**, *56*, 2276. For a review, see Bernardi, A.; Gennari, C.; Goodman, J.M.; Paterson, I. *Tetrahedron Asymmetry* **1995**, *6*, 2613.

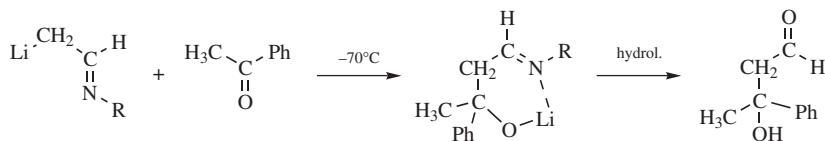
¹⁰⁵²Mukaiyama, T.; Uchiro, H.; Kobayashi, S. *Chem. Lett.* **1990**, 1147.

¹⁰⁵³Evans, D.A.; Tedrow, J.S.; Shaw, J.T.; Downey, C.W. *J. Am. Chem. Soc.* **2002**, *124*, 392.

¹⁰⁵⁴Saito, S.; Nakadai, M.; Yamamoto, H. *Synlett* **2001**, 1245; Trost, B.M.; Fettes, A.; Shireman, B.T. *J. Am. Chem. Soc.* **2004**, *126*, 2660.

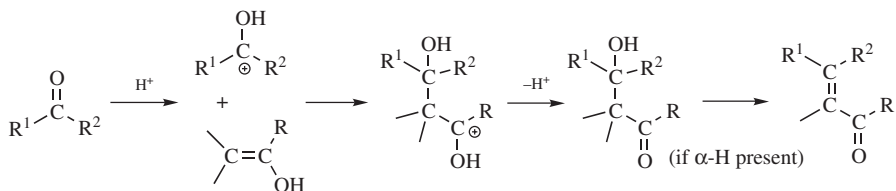
¹⁰⁵⁵Li, L.-S.; Das, S.; Sinha, S.C. *Org. Lett.* **2004**, *6*, 127.

It is possible to make the α carbon of the aldehyde add to the carbonyl carbon of the ketone, by using an imine instead of an aldehyde, and $\text{LiN}(i\text{Pr})_2$ as the base.¹⁰⁵⁶



This is known as a *directed aldol reaction*. Similar reactions have been performed with α -lithiated dimethylhydrazones of aldehydes or ketones¹⁰⁵⁷ and with α -lithiated aldoximes.¹⁰⁵⁸

The aldol reaction can also be performed with acid catalysts, as mentioned above, in which case dehydration usually follows. Here, there is initial protonation of the carbonyl group, which attacks the α carbon of the *enol* form of the other molecule.¹⁰⁵⁹



With respect to the enol, this mechanism is similar to that of halogenation (12-4). A side reaction that is sometimes troublesome is further condensation, since the product of an aldol reaction is still an aldehyde or ketone. The aldol condensation of aldehydes has also been done using a mixture of pyrrolidine and benzoic acid.¹⁰⁶⁰

The intramolecular aldol condensation is well known, and aldol reactions are often used to close five- and six-membered rings. Because of the favorable entropy (p. 303), such ring closures generally take place with ease¹⁰⁶¹ when using hydroxide or alkoxide bases in protic solvents. In aprotic solvents with amide bases,

¹⁰⁵⁶Wittig, G.; Frommheld, H.D.; Suchanek, P. *Angew. Chem. Int. Ed.* **1963**, *2*, 683. For reviews, see Mukaiyama, T. *Org. React.* **1982**, *28*, 203; Wittig, G. *Top. Curr. Chem.* **1976**, *67*, 1; *Rec. Chem. Prog.* **1967**, *28*, 45; Wittig, G.; Reiff, H. *Angew. Chem. Int. Ed.* **1968**, *7*, 7; Reiff, H. *Newer Methods Prep. Org. Chem.* **1971**, *6*, 48.

¹⁰⁵⁷Corey, E.J.; Enders, D. *Tetrahedron Lett.* **1976**, 11. See also, Beam, C.F.; Thomas, C.W.; Sandifer, R.M.; Foote, R.S.; Hauser, C.R. *Chem. Ind. (London)* **1976**, 487; Sugawara, T.; Toyoda, T.; Sasakura, K. *Synth. Commun.* **1979**, *9*, 515; Depezay, J.; Le Merrer, Y. *Bull. Soc. Chim. Fr.* **1981**, II-306.

¹⁰⁵⁸Hassner, A.; Näumann, F. *Chem. Ber.* **1988**, *121*, 1823.

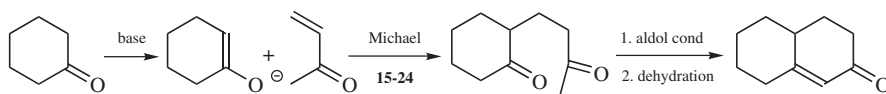
¹⁰⁵⁹There is evidence (in the self-condensation of acetaldehyde) that a water molecule acts as a base (even in concentrated H_2SO_4) in assisting the addition of the enol to the protonated aldehyde: Baigrie, L.M.; Cox, R.A.; Slebocka-Tilk, H.; Tencer, M.; Tidwell, T.T. *J. Am. Chem. Soc.* **1985**, *107*, 3640.

¹⁰⁶⁰Ishikawa, T.; Uedo, E.; Okada, S.; Saito, S. *Synlett* **1999**, 450.

¹⁰⁶¹For rate and equilibrium constants, see Guthrie, J.P.; Guo, J. *J. Am. Chem. Soc.* **1996**, *118*, 11472. For neighboring-group effects, see Eberle, M.K. *J. Org. Chem.* **1996**, *61*, 3844.

formation of the enolate anion occurs by deprotonation of the more acidic site, followed by cyclization to the second carbonyl. The acid-catalyzed intramolecular aldol condensation is known, and the mechanism has been studied.¹⁰⁶² Stereoselective proline-catalyzed intramolecular aldol reactions give the cyclize product with good enantioselectivity.¹⁰⁶³

An important extension of the intramolecular aldol condensation is the *Robinson annulation* reaction,¹⁰⁶⁴ which has often been used in the synthesis of steroids and terpenes. In original versions of this reaction, a cyclic ketone is converted to another cyclic ketone under equilibrium conditions using hydroxide or alkoxide bases in a protic solvent, forming one additional six-membered ring containing a double bond. The reaction can be done in a stepwise manner using amide bases in aprotic solvents. In the reaction with hydroxide or alkoxide bases in alcohol or water solvents, the substrate is treated with methyl vinyl ketone (or a simple derivative of methyl vinyl ketone) and a base.¹⁰⁶⁵ The enolate ion of the substrate adds to the methyl vinyl ketone in a Michael reaction (**15-24**) to give a diketone that undergoes or is made to undergo an internal aldol



reaction and subsequent dehydration to give the product.¹⁰⁶⁶ The Robinson annulation can be combined with alkylation.¹⁰⁶⁷ Enantioselective Robinson annulation techniques have been developed, including a proline-catalyzed reaction.¹⁰⁶⁸ The Robinson annulation has been done in ionic liquids¹⁰⁶⁹ and a solvent-free version of the reaction is known.¹⁰⁷⁰

Because methyl vinyl ketone has a tendency to polymerize, precursors are often used instead, that is., compounds that will give methyl vinyl ketone when treated with a base. One common example, $\text{MeCOCH}_2\text{CH}_2\text{NEt}_2\text{Me}^+ \text{I}^-$ (see **17-9**), is easily prepared by quaternization of $\text{MeCOCH}_2\text{CH}_2\text{NEt}_2$, which itself is prepared

¹⁰⁶²Bouillon, J.-P.; Portella, C.; Bouquant, J.; Humbel, S. *J. Org. Chem.* **2000**, *65*, 5823.

¹⁰⁶³Bahmanyar, S.; Houk, K.N. *J. Am. Chem. Soc.* **2001**, *123*, 12911; Pidathala, C.; Hoang, L.; Vignola, N.; List, B. *Angew. Chem. Int. Ed.* **2003**, *42*, 2785.

¹⁰⁶⁴For reviews of this and related reactions, see Gawley, R.E. *Synthesis* **1976**, 777; Jung, M.E. *Tetrahedron* **1976**, *32*, 1; Mundy, B.P. *J. Chem. Educ.* **1973**, *50*, 110. For a list of references, see Larock, R.C. *Comprehensive Organic Transformations*, 2nd ed., Wiley-VCH, NY, **1999**, pp. 1356–1358.

¹⁰⁶⁵Acid catalysis has also been used: see Heathcock, C.H.; Ellis, J.E.; McMurry, J.E.; Coppolino, A. *Tetrahedron Lett.* **1971**, 4995.

¹⁰⁶⁶For improved procedures, see Sato, T.; Wakahara, Y.; Otera, J.; Nozaki, H. *Tetrahedron Lett.* **1990**, *31*, 1581, and references cited therein.

¹⁰⁶⁷Tai, C.-L.; Ly, T.W.; Wu, J.-D.; Shia, K.-S.; Liu, H.-J. *Synlett* **2001**, 214.

¹⁰⁶⁸Bui, T.; Barbas III, C.F. *Tetrahedron Lett.* **2000**, *41*, 6951; Rajagopal, D.; Narayanan, R.; Swaminathan, S. *Tetrahedron Lett.* **2001**, *42*, 4887.

¹⁰⁶⁹Morrison, D.W.; Forbes, D.C.; Davis Jr., J.H. *Tetrahedron Lett.* **2001**, *42*, 6053.

¹⁰⁷⁰Miyamoto, H.; Kanetaka, S.; Tanaka, K.; Yoshizawa, K.; Toyota, S.; Toda, F. *Chem. Lett.* **2000**, 888.

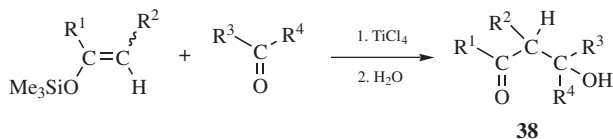
by a Mannich reaction (**16-19**) involving acetone, formaldehyde, and diethylamine. α -Silylated vinyl ketones $\text{RCOC}(\text{SiMe}_3)=\text{CH}_2$ have also been used successfully in annulation reactions.¹⁰⁷¹ The SiMe_3 group is easily removed. 1,5-Diketones prepared in other ways are also frequently cyclized by internal aldol reactions. When the ring closure of a 1,5-diketone is catalyzed by the amino acid (*S*)-proline, the product is optically active with high enantiomeric excess.¹⁰⁷² *Stryker's reagent* $^{1073}[(\text{Ph}_3\text{P})\text{CuH}]_6$ has been used for an intramolecular addition where ketone enolate anion to a conjugated ketone, giving cyclic alcohol with a pendant ketone unit.¹⁰⁷⁴

OS **I**, 77, 78, 81, 199, 283, 341; **II**, 167, 214; **III**, 317, 353, 367, 747, 806, 829; **V**, 486, 869; **VI**, 496, 666, 692, 781, 901; **VII**, 185, 190, 332, 363, 368, 473; **VIII**, 87, 208, 241, 323, 339, 620; **IX**, 432, 610; **X**, 339.

16-35 Mukaiyama Aldol and Related Reactions¹⁰⁷⁵

O-Hydro-*C*-(α -acylalkyl)-addition

An important variation of the aldol condensation involves treatment of an aldehyde or ketone with a silyl ketene acetal $\text{R}_2\text{C}=\text{C}(\text{OSiMe}_3)\text{OR}$ ¹⁰⁷⁶ in the presence of TiCl_4 ¹⁰⁷⁷, to give **38**. The silyl ketene acetal can be considered a preformed enolate that gives aldol product



with TiCl_4 in aqueous solution, or with no catalyst at all.¹⁰⁷⁸ A combination of TiCl_4 and a *N*-tosyl imine has also been used to facilitate the Mukaiyama aldol

¹⁰⁷¹Stork, G.; Singh, J. *J. Am. Chem. Soc.* **1974**, *96*, 6181; Boeckman, Jr., R.K. *J. Am. Chem. Soc.* **1974**, *96*, 6179.

¹⁰⁷²Eder, U.; Sauer, G.; Wiechert, R. *Angew. Chem. Int. Ed.* **1971**, *10*, 496; Hajos, Z.G.; Parrish, D.R. *J. Org. Chem.* **1974**, *39*, 1615. For a review of the mechanism, see Agami, C. *Bull. Soc. Chim. Fr.* **1988**, 499.

¹⁰⁷³Mahoney, W.S.; Brestensky, D.M.; Stryker, J.M. *J. Am. Chem. Soc.* **1988**, *110*, 291; Brestensky, D.M.; Stryker, J.M. *Tetrahedron Lett.* **1989**, *30*, 5677.

¹⁰⁷⁴Chiu, P.; Szeto, C.-P.; Geng, Z.; Cheng, K.-F. *Org. Lett.* **2001**, *3*, 1901.

¹⁰⁷⁵See Smith, M.B. *Organic Synthesis*, 2nd ed., McGraw-Hill, NY, **2001**, pp.755–759.

¹⁰⁷⁶For a list of references, see Larock, R.C. *Comprehensive Organic Transformations*, 2nd ed., Wiley-VCH, NY, **1999**, pp. 1745–1752. For methods of preparing silyl ketene acetals, see Revis, A.; Hilty, T.K. *Tetrahedron Lett.* **1987**, *28*, 4809, and references cited therein.

¹⁰⁷⁷Mukaiyama, T. *Pure Appl. Chem.* **1983**, *55*, 1749; Kohler, B.A.B. *Synth. Commun.* **1985**, *15*, 39; Mukaiyama, T.; Narasaka, K. *Org. Synth.*, *65*, 6. For a discussion of the mechanism, see Gennari, C.; Colombo, L.; Bertolini, G.; Schimperna, G. *J. Org. Chem.* **1987**, *52*, 2754. For a review of this and other applications of TiCl_4 in organic synthesis, see Mukaiyama, T. *Angew. Chem. Int. Ed.* **1977**, *16*, 817. See also, Reetz, M.T. *Organotitanium Reagents in Organic Synthesis*, Spinger, NY, **1986**.

¹⁰⁷⁸Lubineau, A.; Meyer, E. *Tetrahedron* **1988**, *44*, 6065; Miura, K.; Sato, H.; Tamaki, K.; Ito, H.; Hosomi, A. *Tetrahedron Lett.* **1998**, *39*, 2585. For an uncatalyzed reaction under high pressure, see Bellassoued, M.; Reboul, E.; Dumas, F. *Tetrahedron Lett.* **1997**, *38*, 5631.

reaction.¹⁰⁷⁹ The mechanism of this reaction has been explored.¹⁰⁸⁰ Other catalysts have been used for this reaction as well, including InCl_3 ,¹⁰⁸¹ SmI_2 ,¹⁰⁸² $\text{Sc}(\text{OTf})_3$,¹⁰⁸³ HgI_2 ,¹⁰⁸⁴ $\text{Yb}(\text{OTf})_3$,¹⁰⁸⁵ $\text{Cu}(\text{OTf})_2$,¹⁰⁸⁶ $[\text{Cp}_2\text{Zr}(\text{O}t\text{-Bu})\text{THF}]^+[\text{BPh}_4]^-$,¹⁰⁸⁷ LiClO_4 ,¹⁰⁸⁸ VOCl_3 ,¹⁰⁸⁹ an iron catalyst,¹⁰⁹⁰ and $\text{Bi}(\text{OTf})_3$.¹⁰⁹¹ The reaction can be done in water using a scandium catalyst¹⁰⁹² or a Montmorillonite K10 clay.¹⁰⁹³ Silyl enol ethers react with aqueous formaldehyde in the presence of TBAF to give the aldol product.¹⁰⁹⁴ A catalytic amount of Me_3SiCl facilitates the titanium mediated reaction.¹⁰⁹⁵ Sulfonamides, such as HNTf_2 , have been used as a catalyst¹⁰⁹⁶ as has pyridine *N*-oxide.¹⁰⁹⁷ A combination of Ph_2BOH and benzoic acid in water catalyzes the reaction.¹⁰⁹⁸ Lithium perchlorate in acetonitrile (5 *M*) can be used for the reaction of an aldehyde and a silyl enol ether.¹⁰⁹⁹ When the catalyst is dibutyltin bis(triflate) $\text{Bu}_2\text{Sn}(\text{OTf})_2$, aldehydes react, but not their acetals, while acetals of ketones react, but not the ketones themselves.¹¹⁰⁰ Reaction at the carbonyl of saturated carbonyl compounds is significantly faster than 1,2-addition to unsaturated carbonyl compounds.¹¹⁰¹ Propargylic acetals react with silyl enol ethers and a scandium catalyst to give β -alkoxy ketones.¹¹⁰² Imines react with silyl enol ethers in the presence of $\text{BF}_3\cdot\text{OEt}_2$ to give β -amino ketones.¹¹⁰³ α -Silyl silyl enol ethers

¹⁰⁷⁹Miura, K.; Nakagawa, T.; Hosomi, A. *J. Am. Chem. Soc.* **2002**, *124*, 536.

¹⁰⁸⁰Hollis, T.K.; Bosnich, B. *J. Am. Chem. Soc.* **1995**, *117*, 4570. For the transition-state geometry, see Denmark, S.E.; Lee, W. *J. Org. Chem.* **1994**, *59*, 707.

¹⁰⁸¹Loh, T.-P.; Pei, J.; Cao, G.-Q. *Chem. Commun.* **1996**, 1819; Kobayashi, S.; Busujima, T.; Nagayama, S. *Tetrahedron Lett.* **1998**, *39*, 1579. Both InCl_3 and CeCl_3 have been used in aqueous media, see Muñoz-Muñiz, O.; Quintanar-Audelo, M.; Juaristi, E. *J. Org. Chem.* **2003**, *68*, 1622.

¹⁰⁸²Van de Weghe, P.; Collin, J. *Tetrahedron Lett.* **1993**, *34*, 3881.

¹⁰⁸³Kobayashi, S.; Wakabayashi, T.; Nagayama, S.; Oyamada, H. *Tetrahedron Lett.* **1997**, *38*, 4559; Komoto, I.; Kobayashi, S. *Chem. Commun.* **2001**, 1842; Komoto, I.; Kobayashi, S. *J. Org. Chem.* **2004**, *69*, 680.

¹⁰⁸⁴Dicker, I.B. *J. Org. Chem.* **1993**, *58*, 2324.

¹⁰⁸⁵This catalyst is tolerated in water. See Kobayashi, S.; Hachiya, I. *J. Org. Chem.* **1994**, *59*, 3590.

¹⁰⁸⁶Kobayashi, S.; Nagayama, S.; Busujima, T. *Chem. Lett.* **1997**, 959.

¹⁰⁸⁷Hong, Y.; Norris, D.J.; Collins, S. *J. Org. Chem.* **1997**, *58*, 3591.

¹⁰⁸⁸Reetz, M.T.; Fox, D.N.A. *Tetrahedron Lett.* **1993**, *34*, 1119.

¹⁰⁸⁹Kurihara, M.; Hayashi, T.; Miyata, N. *Chem. Lett.* **2001**, 1324.

¹⁰⁹⁰Bach, T.; Fox, D.N.A.; Reetz, M.T. *J. Chem. Soc., Chem. Commun.* **1992**, 1634.

¹⁰⁹¹LeRoux, C.; Ciliberti, L.; Laurent-Robert, H.; Laporterie, A.; Dubac, J. *Synlett* **1998**, 1249.

¹⁰⁹²Manabe, K.; Kobayashi, S. *Tetrahedron Lett.* **1999**, *40*, 3773. For a discussion of the effect of surfactants on this reaction, see Tian, H.-Y.; Chen, Y.-J.; Wang, D.; Bu, Y.-P.; Li, C.-J. *Tetrahedron Lett.* **2001**, *42*, 1803.

¹⁰⁹³Loh, T.-P.; Li, X.-R. *Tetrahedron* **1999**, *55*, 10789.

¹⁰⁹⁴Ozasa, N.; Wadamoto, M.; Ishihara, K.; Yamamoto, H. *Synlett* **2003**, 2219.

¹⁰⁹⁵Yoshida, Y.; Matsumoto, N.; Hamasaki, R.; Tanabe, Y. *Tetrahedron Lett.* **1999**, *40*, 4227.

¹⁰⁹⁶Ishihara, K.; Hiraiwa, Y.; Yamamoto, H. *Synlett* **2001**, 1851.

¹⁰⁹⁷Denmark, S.E.; Fan, Y. *J. Am. Chem. Soc.* **2002**, *124*, 4233.

¹⁰⁹⁸Mori, Y.; Kobayashi, J.; Manabe, K.; Kobayashi, S. *Tetrahedron* **2002**, *58*, 8263.

¹⁰⁹⁹Sudha, R.; Sankararaman, S. *J. Chem. Soc., Perkin Trans. 1* **1999**, 383.

¹¹⁰⁰Sato, T.; Otera, J.; Nozaki, H. *J. Am. Chem. Soc.* **1990**, *112*, 901.

¹¹⁰¹Shirakawa, S.; Maruoka, K. *Tetrahedron Lett.* **2002**, *43*, 1469.

¹¹⁰²Yoshimatsu, M.; Kuribayashi, M.; Koike, T. *Synlett* **2001**, 1799.

¹¹⁰³Akiyama, T.; Takaya, J.; Kagoshima, H. *Chem. Lett.* **1999**, 947.

$\text{RCH}=\text{CH}(\text{OTMS})\text{SiMe}_3$ react with acetals in the presence of SnCl_4 to give β -alkoxy silyl ketones.¹¹⁰⁴

An interesting variation in this reaction combined an intermolecular Mukaiyama aldol followed by an intramolecular reaction (a “domino” Mukaiyama aldol) that gave cyclic conjugated ketone products.¹¹⁰⁵ Borane derivatives such as $\text{C}=\text{C}-\text{OB}(\text{NMe}_2)_2$ react with aldehydes to give β -amino ketones.¹¹⁰⁶

Silyl enol ethers¹¹⁰⁷ derived from esters (silyl ketene acetals) react with aldehydes in the presence of various catalysts to give β -hydroxy esters. Water accelerates the reaction of an aldehyde and a ketene silyl acetal with no other additives.¹¹⁰⁸ The reaction is catalyzed by triphenylphosphine¹¹⁰⁹ and also by SiCl_4 with a chiral bis(phosphoramidate) catalyst.¹¹¹⁰ The reaction was done without a catalyst in an ionic liquid.¹¹¹¹ A vinylogous reaction is known that gives δ -hydroxy- α,β -unsaturated esters.¹¹¹² Under different conditions, silyl ketene acetals of conjugated esters react with aldehydes to give conjugated lactones.¹¹¹³ Imines react with silyl ketene acetals in the presence of SmI_2 to give β -amino esters.¹¹¹⁴ Another variation converted a *N*-(1-trimethylsilyloxyvinyl) imine to a conjugated amide by initial reaction with 2 equivalents of *n*-butyllithium and a zirconium complex followed by reaction with an aldehyde.¹¹¹⁵ Silyl ketene acetals also undergo conjugate addition in reactions with conjugated ketones.¹¹¹⁶ Silyl ketene acetals of thio esters also react with aldehydes to give β -hydroxy thioesters.¹¹¹⁷

Asymmetric Mukaiyama aldol reactions and reactions of silyl ketene acetals have been reported,¹¹¹⁸ usually using chiral additives¹¹¹⁹ although chiral auxiliaries

¹¹⁰⁴Honda, M.; Oguchi, W.; Segi, M.; Nakajima, T. *Tetrahedron* **2002**, *58*, 6815.

¹¹⁰⁵Langer, P.; Köhler, V. *Org. Lett.* **2000**, *2*, 1597.

¹¹⁰⁶Suginome, M.; Uehlin, L.; Yamamoto, A.; Murakami, M. *Org. Lett.* **2004**, *6*, 1167.

¹¹⁰⁷For a discussion of enantioselective deprotonation to form chiral silyl enol ethers, see Carswell, E.L.; Hayes, D.; Henderson, K.W.; Kerr, W.J.; Russell, C.J. *Synlett* **2003**, 1017.

¹¹⁰⁸Loh, T.-P.; Feng, L.-C.; Wei, L.-L. *Tetrahedron* **2000**, *56*, 7309.

¹¹⁰⁹Matsukawa, S.; Okano, N.; Imamoto, T. *Tetrahedron Lett.* **2000**, *41*, 103.

¹¹¹⁰Denmark, S.E.; Heemstra, Jr., J.R. *Org. Lett.* **2003**, *5*, 2303; Denmark, S.E.; Wynn, T.; Beutner, G.L. *J. Am. Chem. Soc.* **2002**, *124*, 13405.

¹¹¹¹In omim Cl, 1-octyl-3-methylimidazolium chloride or in bmim PF_6 , 1-butyl-3-methylimidazolium hexafluorophosphate: Chen, S.-L.; Ji, S.-J.; Loh, T.-P. *Tetrahedron Lett.* **2004**, *45*, 375.

¹¹¹²Bluet, G.; Campagne, J.-M. *J. Org. Chem.* **2001**, *66*, 4293; Christmann, M.; Kalesse, M. *Tetrahedron Lett.* **2001**, *42*, 1269.

¹¹¹³Bluet, G.; Bazán-Tejeda, B.; Campagne, J.-M. *Org. Lett.* **2001**, *3*, 3807.

¹¹¹⁴Hayakawa, R.; Shimizu, M. *Chem. Lett.* **1999**, 591.

¹¹¹⁵Gandon, V.; Bertus, P.; Szymoniak, J. *Tetrahedron* **2000**, *56*, 4467.

¹¹¹⁶Harada, T.; Iwai, H.; Takatsuki, H.; Fujita, K.; Kubu, M.; Oku, A. *Org. Lett.* **2001**, *3*, 2101.

¹¹¹⁷Hamada, T.; Manabe, K.; Ishikawa, S.; Nagayama, S.; Shiro, M.; Kobayashi, S. *J. Am. Chem. Soc.* **2003**, *125*, 2989.

¹¹¹⁸Bach, T. *Angew. Chem. Int. Ed.* **1994**, *33*, 417. For a discussion of stereocontrol, see Annunziata, R.; Cinquini, M.; Cozzi, F.; Cozzi, P.G.; Consolandi, E. *J. Org. Chem.* **1992**, *57*, 456.

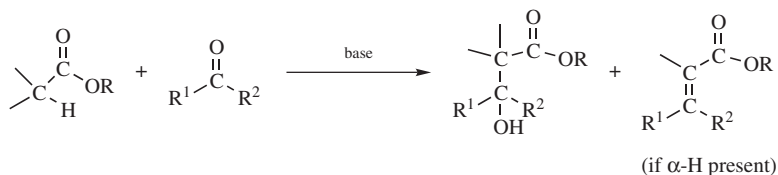
¹¹¹⁹For examples, see Kobayashi, S.; Kawasuji, T.; Mori, N. *Chem. Lett.* **1994**, 217; Kobayashi, S.; Uchiro, H.; Shiina, I.; Mukaiyama, T. *Tetrahedron* **1993**, *49*, 1761; Mikami, K.; Matsukawa, S. *J. Am. Chem. Soc.* **1994**, *116*, 4077; Kaneko, Y.; Matsuo, T.; Kiyooka, S. *Tetrahedron Lett.* **1994**, *35*, 4107; Kiyooka, S.; Kido, Y.; Kaneko, Y. *Tetrahedron Lett.* **1994**, *35*, 5243.

have also been used.¹¹²⁰ Chiral catalysts, usually transition-metal complexes using chiral ligands, are quite effective,¹¹²¹ but chiral bis(oxazolones)¹¹²² and chiral quaternary ammonium salts¹¹²³ have also been used. A zirconium BINOL complex gave good enantioselectivity in reactions of silyl ketene acetals, and also good anti selectivity in the product.¹¹²⁴ This reaction can also be run with the aldehyde or ketone in the form of its acetal $R^3R^4C(OR')_2$, in which case the product is the ether $R^1COCHR_2CR^3R^4OR'$ instead of **38**.¹¹²⁵ Trichlorosilyl enol ethers react with aldehydes directly in the presence of a chiral phosphoramidate to give the aldol with good syn selectivity and good enantioselectivity.¹¹²⁶ Vinylogous silyl ketene acetals with a chiral oxazolidinone auxiliary attached to the α -vinylic carbon react with aldehydes and $TiCl_4$ to give a δ -hydroxy- α,β -unsaturated amide (an acyl oxazolidinone).¹¹²⁷

Enol acetates and enol ethers also give this product when treated with acetals and $TiCl_4$ or a similar catalyst.¹¹²⁸ A variation of this condensation uses an enol acetate with an aldehyde in the presence of Et_2AlOEt to give the aldol product.¹¹²⁹

16-36 Aldol-Type Reactions between Carboxylic Acid Derivatives and Aldehydes or Ketones

O-Hydro-C-(α -alkoxycarbonylalkyl)-addition; α -Alkoxycarbonylalkylidene-de-oxo-bisubstitution



¹¹²⁰For an example, see Vasconcellos, M.L.; Desmaële, D.; Costa, P.R.R.; d'Angelo, J. *Tetrahedron Lett.* **1992**, 33, 4921.

¹¹²¹Titanium complexes: Imashiro, R.; Kuroda, T. *J. Org. Chem.* **2003**, 68, 974. Copper complexes: Kobayashi, S.; Nagayama, S.; Busujima, T. *Tetrahedron* **1999**, 55, 8739. Lead complexes: Nagayama, S.; Kobayashi, S. *J. Am. Chem. Soc.* **2000**, 122, 11531. Cerium complexes: Kobayashi, S.; Hamada, T.; Nagayama, S.; Manabe, K. *Org. Lett.* **2001**, 3, 165. Silver complexes: Yanagisawa, A.; Nakatsuka, Y.; Asakawa, K.; Kageyama, H.; Yamamoto, H. *Synlett* **2001**, 69; Yanigisawa, A.; Nakatsuka, Y.; Asakawa, K.; Wadamoto, M.; Kageyama, H.; Yamamoto, H. *Bull. Chem. Soc. Jpn.* **2001**, 74, 1477; Wadamoto, M.; Ozasa, N.; Yanigisawa, A.; Yamamoto, H. *J. Org. Chem.* **2003**, 68, 5593. Zirconium complexes: Kobayashi, S.; Ishitani, H.; Yamashita, Y.; Ueno, M.; Shimizu, H. *Tetrahedron* **2001**, 57, 861. Scandium complexes: Ishikawa, S.; Hamada, T.; Manabe, K.; Kobayashi, S. *J. Am. Chem. Soc.* **2004**, 126, 12236.

¹¹²²Kobayashi, S.; Nagayama, S.; Busujima, T. *Chem. Lett.* **1999**, 71.

¹¹²³Zhang, F.-Y.; Corey, E.J. *Org. Lett.* **2001**, 3, 639.

¹¹²⁴Ishitani, H.; Yamashita, Y.; Shimizu, H.; Kobayashi, S. *J. Am. Chem. Soc.* **2000**, 122, 5403.

¹¹²⁵Mukaiyama, T.; Kobayashi, S.; Murakami, M. *Chem. Lett.* **1984**, 1759; Murata, S.; Suzuki, M.; Noyori, R. *Tetrahedron* **1988**, 44, 4259. For a review of cross-coupling reactions of acetals, see Mukaiyama, T.; Murakami, M. *Synthesis* **1987**, 1043.

¹¹²⁶Denmark, S.E.; Pham, S.M. *J. Org. Chem.* **2003**, 68, 5045; Denmark, S.E.; Stavenger, R.A. *J. Am. Chem. Soc.* **2000**, 122, 8837; Denmark, S.E.; Ghosh, S.K. *Angew. Chem. Int. Ed.* **2001**, 40, 4759.

¹¹²⁷Shirokawa, S.-i.; Kamiyama, M.; Nakamura, T.; Okada, M.; Nakazaki, A.; Hosokawa, S.; Kobayashi, S. *J. Am. Chem. Soc.* **2004**, 126, 13604.

¹¹²⁸Kitazawa, E.; Imamura, T.; Saigo, K.; Mukaiyama, T. *Chem. Lett.* **1975**, 569.

¹¹²⁹Mukaiyama, T.; Shibata, J.; Shimamura, T.; Shiina, I. *Chem. Lett.* **1999**, 951.

In the presence of a strong base, the α carbon of a carboxylic ester or other acid derivative can condense with the carbonyl carbon of an aldehyde or ketone to give a β -hydroxy ester,¹¹³⁰ amide, and so on., which may or may not be dehydrated to the α,β -unsaturated derivative. This reaction is sometimes called the *Claisen reaction*,¹¹³¹ an unfortunate usage since that name is more firmly connected to **16-85**. Early reactions used hydroxide or an alkoxide base in water or alcohol solvents, where self-condensation was the major process. Under such conditions, the aldehyde or ketone was usually chosen for its lack of an α -proton. Much better control of the reaction was achieved when amide bases in aprotic solvents, such as ether or THF, were used. The reaction of *tert*-butyl acetate and LDA¹¹³² in hexane or more commonly THF at -78°C gives the enolate anion of *tert*-butyl acetate,¹¹³³ (**12-23**, e.g., although self-condensation is occasionally a problem even here. Subsequent reaction a ketone provides a simple rapid alternative to the Reformatsky reaction (**16-28**) as a means of preparing β -hydroxy *tert*-butyl esters. It is also possible for the α carbon of an aldehyde or ketone to add to the carbonyl carbon of a carboxylic ester, but this is a different reaction (**16-86**) involving nucleophilic substitution and not addition to a C=O bond. It can, however, be a side reaction if the aldehyde or ketone has an α hydrogen.

Transition-metal mediated condensation of esters and aldehydes is known. The reaction of a thioester and an aryl aldehyde with $\text{TiCl}_4\text{-NBu}_3$, for example, gave a β -hydroxy thioester with good syn selectivity.¹¹³⁴ Selenoamides $[\text{RCH}_2\text{C(=Se)NR}'_2]$ react with LDA and then an aldehyde to give β -hydroxy selenoamides.¹¹³⁵

Besides ordinary esters (containing an α hydrogen), the reaction can also be carried out with lactones and, as in **16-34**, with the γ position of α,β -unsaturated esters (vinylogy). The enolate anion of an amide can be condensed with an aldehyde.¹¹³⁶

There are a number of variations of the condensation reaction of acid derivatives. The reaction between a cyclic ketone having a pendant alkynyl ester unit and tetrabutylammonium fluoride leads to cyclization to a bicyclic alcohol with an exocyclic allene moiety.¹¹³⁷ A chain-extension reaction culminates in acyl addition of an ester enolate. The reaction of a β -keto ester, such as methyl 3-oxobutanate and EtZnCH_2I , leads to chain extension via a carbenoid-like insertion reaction (p. 803), which reacts with an aldehyde in a second step to give a methyl 3-oxopentanoate derivative with a $-\text{CH(OH)R}$ group at C-2 relative to the ester carbonyl.¹¹³⁸

¹¹³⁰If the reagent is optically active because of the presence of a chiral sulfoxide group, the reaction can be enantioselective. For a review of such cases, see Solladié, G. *Chimia* **1984**, *38*, 233.

¹¹³¹Because it was discovered by Claisen, L. *Ber.* **1890**, *23*, 977.

¹¹³²Huerta, F.F.; Bäckvall, J.-E. *Org. Lett.* **2001**, *3*, 1209.

¹¹³³Rathke, M.W.; Sullivan, D.F. *J. Am. Chem. Soc.* **1973**, *95*, 3050.

¹¹³⁴Tanabe, Y.; Matsumoto, N.; Funakoshi, S.; Manta, N. *Synlett* **2001**, 1959.

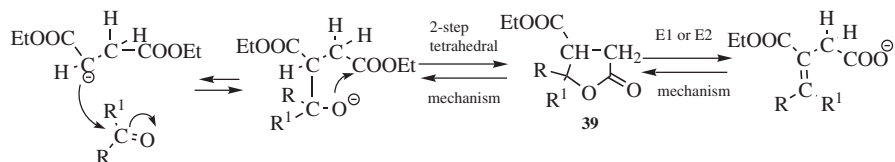
¹¹³⁵Murai, T.; Suzuki, A.; Kato, S. *J. Chem. Soc., Perkin Trans. 1* **2001**, 2711.

¹¹³⁶For a case using CeCl_3 to promote the reaction, see Shang, X.; Liu, H.-J. *Synth. Commun.* **1994**, *24*, 2485.

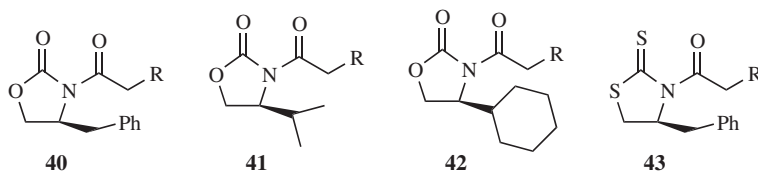
¹¹³⁷Wending, F.; Miesch, M. *Org. Lett.* **2001**, *3*, 2689.

¹¹³⁸Lai, S.; Zercher, C.K.; Jasinski, J.P.; Reid, S.N.; Staples, R.J. *Org. Lett.* **2001**, *3*, 4169.

For most esters, a much stronger base is needed than for aldol reactions; (*i*Pr)₂NLi (LDA, p. 389), Ph₃CNa and LiNH₂ are among those employed. However, one type of ester reacts more easily, and such strong bases are not needed: diethyl succinate and its derivatives condense with aldehydes and ketones in the presence of bases such as NaOEt, NaH, or KOCMe₃. This reaction is called the *Stobbe condensation*.¹¹³⁹ One of the ester groups (sometimes both) is hydrolyzed in the course of the reaction. The following mechanism accounts for (1) the fact the succinic esters react so much better than others; (2) one ester group is always cleaved; and (3) the alcohol is not the product but the alkene. In addition, intermediate lactones **39** have been isolated from the mixture.¹¹⁴⁰ The Stobbe condensation has been extended to di-*tert*-butyl esters of glutaric acid.¹¹⁴¹ The boron-mediated reaction is known.¹¹⁴²



Chiral additives, such as diazaborolidines can be added to an ester, and subsequent treatment with a base and then an aldehyde leads to a chiral β-hydroxy ester.¹¹⁴³ A variety of chiral amide or oxazolidinone derivatives have been used to form amide linkages to carboxylic acid derivatives. These chiral auxiliaries lead to chirality transfer from the enolate anion of such derivatives, in both alkylation reactions and acyl substitution reactions with aldehydes and ketones. The so-called Evans auxiliaries (**40–42**) are commonly used and give good enantioselectivity.¹¹⁴⁴ A variation is the magnesium halide-catalyzed anti-aldol reaction of chiral *N*-acylthiazolidinethiones (see **43**).¹¹⁴⁵ The use of chiral *N*-acyloxazolidinethiones with TiCl₄ and sparteine also gave good selectivity in the acyl addition.¹¹⁴⁶ Chiral diazaboron derivatives have also been used to facilitate the condensation of an α-phenylthio ester with an aldehyde.¹¹⁴⁷



¹¹³⁹For a review, see Johnson, W.S.; Daub, G.H. *Org. React.* **1951**, *6*, 1.

¹¹⁴⁰Robinson, R.; Seijo, E. *J. Chem. Soc.* **1941**, 582.

¹¹⁴¹Puterbaugh, W.H. *J. Org. Chem.* **1962**, *27*, 4010. See also, El-Newaihy, M.F.; Salem, M.R.; Enayat, E.I.; El-Bassiouny, F.A. *J. Prakt. Chem.* **1982**, *324*, 379.

¹¹⁴²For a review, see Abiko, A. *Acc. Chem. Res.* **2004**, *37*, 387.

¹¹⁴³Corey, E.J.; Choi, S. *Tetrahedron Lett.* **2000**, *41*, 2769.

¹¹⁴⁴Evans, D.A.; Takacs, J.M. *Tetrahedron Lett.* **1980**, *21*, 4233; Sonnet, P.E.; Heath, R.R. *J. Org. Chem.* **1980**, *45*, 3137; Evans, D.A.; Chapman, K.T.; Bisaha, J. *Tetrahedron Lett.* **1984**, *25*, 4071.

¹¹⁴⁵Evans, D.A.; Downey, C.W.; Shaw, J.T.; Tedrow, J.S. *Org. Lett.* **2002**, *4*, 1127.

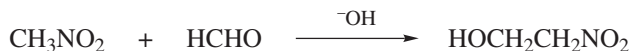
¹¹⁴⁶Crimmins, M.T.; McDougall, P.J. *Org. Lett.* **2003**, *5*, 591.

¹¹⁴⁷Corey, E.J.; Choi, S. *Tetrahedron Lett.* **2000**, *41*, 2769.

The condensation of an ester enolate and a ketone¹¹⁴⁸ can be used as part of a Robinson annulation-like sequence (see **16-34**).

OS I, 252; **III**, 132; **V**, 80, 564; **70**, 256; **X**, 437; **81**, 157. Also see OS **IV**, 278, 478; **V**, 251.

16-37 The Henry Reaction¹¹⁴⁹



When aliphatic nitro compounds are used instead of aldehydes or ketones, no reduction occurs, and the reaction has been referred to as a Tollens' reaction (see **16-43**). However, the classical condensation of an aliphatic nitro compound with an aldehyde or ketone is usually called the *Henry reaction*¹¹⁵⁰ or the *Kamlet reaction*, and is essentially a nitro aldol reaction. A variety of conditions have been reported, including the use of a silica catalyst,¹¹⁵¹ Mg–Al hydrotalcite,¹¹⁵² a tetraalkylammonium hydroxide,¹¹⁵³ proazaphosphatranes,¹¹⁵⁴ or an ionic liquid.¹¹⁵⁵ A solvent free Henry reaction was reported in which a nitroalkane and an aldehyde were reacted on KOH powder.¹¹⁵⁶ Potassium phosphate has been used with nitromethane and aryl aldehydes.¹¹⁵⁷ The Henry reaction has been done using ZnEt₂ and 20% ethanolamine.¹¹⁵⁸ A gel-entrapped base has been used to catalyze this reaction.¹¹⁵⁹

¹¹⁴⁸Posner, G.H.; Lu, S.; Asirvatham, E.; Silversmith, E.F.; Shulman, E.M. *J. Am. Chem. Soc.* **1986**, *108*, 511. For an extension of this work to the coupling of four components, see Posner, G.H.; Webb, K.S.; Asirvatham, E.; Jew, S.; Degl'Innocenti, A. *J. Am. Chem. Soc.* **1988**, *110*, 4754.

¹¹⁴⁹For a review of this reaction with respect to nitroalkanes (the *Henry reaction*, **16-37**), see Baer, H.H.; Urbas, L., in Feuer, H. *The Chemistry of the Nitro and Nitroso Groups*, Wiley, NY, **1970**, pp. 76–117. See also, Rosini, G.; Ballini, R.; Sorrenti, P. *Synthesis* **1983**, 1014; Matsumoto, K. *Angew. Chem. Int. Ed.* **1984**, *23*, 617; Eyer, M.; Seebach, D. *J. Am. Chem. Soc.* **1985**, *107*, 3601. For reviews of the nitroalkenes that are the products of this reaction, see Barrett, A.G.M.; Graboski, G.G. *Chem. Rev.* **1986**, *86*, 751; Kabalka, G.W.; Varma, R.S. *Org. Prep. Proced. Int.* **1987**, *19*, 283.

¹¹⁵⁰Henry, L. *Compt. Rend.* **1895**, *120*, 1265; Kamlet, J. *U.S. Patent* 2,151,171 **1939** [*Chem. Abstr.*, *33*: 5003' **1939**]; Hass, H.B.; Riley, E.F. *Chem. Rev.* **1943**, *32*, 373 (see p. 406); Lichtenthaler, F.W. *Angew. Chem. Int. Ed.* **1964**, *3*, 211. For a review, see Luzzio, F.A. *Tetrahedron* **2001**, *57*, 915.

¹¹⁵¹Demicheli, G.; Maggi, R.; Mazzacani, A.; Righi, P.; Sartori, G.; Bigi, F. *Tetrahedron Lett.* **2001**, *42*, 2401.

¹¹⁵²Bulbule, V.J.; Deshpande, V.H.; Velu, S.; Sudalai, A.; Sivasankar, S.; Sathe, V.T. *Tetrahedron* **1999**, *55*, 9325.

¹¹⁵³Bulbule, V.J.; Jnaneshwara, G.K.; Deshmukh, R.R.; Borate, H.B.; Deshpande, V.H. *Synth. Commun.* **2001**, *31*, 3623.

¹¹⁵⁴Kisanga, P.B.; Verkade, J.G. *J. Org. Chem.* **1999**, *64*, 4298.

¹¹⁵⁵In TMG Lac, tetramethylguanidinium lactate: Jiang, T.; Gao, H.; Han, B.; Zhao, G.; Chang, Y.; Wu, W.; Gao, L.; Yang, G. *Tetrahedron Lett.* **2004**, *45*, 2699.

¹¹⁵⁶Ballini, R.; Bosica, G.; Parrini, M. *Chem. Lett.* **1999**, 1105.

¹¹⁵⁷Desai, U.V.; Pore, D.M.; Mane, R.B.; Solabannavar, S.B.; Wadgaonkar, P.P. *Synth. Commun.* **2004**, *34*, 19.

¹¹⁵⁸Klein, G.; Pandiaraju, S.; Reiser, O. *Tetrahedron Lett.* **2002**, *43*, 7503.

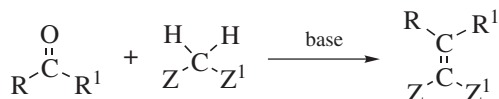
¹¹⁵⁹Bandgar, B.P.; Uppalla, L.S. *Synth. Commun.* **2000**, *30*, 2071.

Catalytic enantioselective Henry reactions are known,¹¹⁶⁰ such as the use of a chiral copper catalyst¹¹⁶¹ or a zinc catalyst.¹¹⁶² The Henry reaction of nitromethane on a chiral aldehyde under high pressure gives the β -nitro alcohol with excellent enantioselectivity.¹¹⁶³

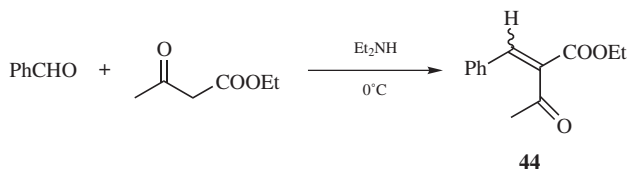
A variation of this reaction converts nitro compounds to nitronates $\text{RCH}=\text{N}^+(\text{OTMS})-\text{O}^-$, which react with aldehydes in the presence of a copper catalyst to give the β -nitro alcohol.¹¹⁶⁴

16-38 The Knoevenagel Reaction

Bis(ethoxycarbonyl)methylene-de-oxo-bisubstitution, and so on



The condensation of aldehydes or ketones, usually not containing an α hydrogen, with compounds of the form $\text{Z}-\text{CH}_2-\text{Z}'$ or $\text{Z}-\text{CHR}-\text{Z}'$ is called the *Knoevenagel reaction*.¹¹⁶⁵ Both Z and Z' may be CHO, COR, COOH, COOR, CN, NO₂, SOR, SO₂R, SO₂OR, or similar groups. Such compounds have a significantly higher enol content¹¹⁶⁶ and the α -proton is much more acidic (Table 8.1 on p. 360). When Z = COOH, decarboxylation of the product often takes place *in situ*.¹¹⁶⁷ If a strong enough base is used, the reaction can be performed on compounds possessing only a single Z (e.g., CH₃Z or RCH₂Z). Other active hydrogen compounds can also be employed, among them CHCl₃, 2-methylpyridines, terminal acetylenes, cyclopentadienes, and so on.; in fact any compound that contains a C–H bond the hydrogen of which can be removed by a base. As shown in the example, the reaction of β -keto esters and aldehydes to give **44** is promoted by diethylamine at 0°C. Nitroalkanes¹¹⁴⁹ as well as β -keto sulfoxides¹¹⁶⁸ undergo the reaction.



¹¹⁶⁰Christensen, C.; Juhl, K.; Jørgensen, K.A. *Chem. Commun.* **2001**, 2222; Christensen, C.; Juhl, K.; Hazell, R.G.; Jørgensen, K.A. *J. Org. Chem.* **2002**, *67*, 4875.

¹¹⁶¹Evans, D.A.; Seidel, D.; Rueping, M.; Lam, H.W.; Shaw, J.T.; Downey, C.W. *J. Am. Chem. Soc.* **2003**, *125*, 12692.

¹¹⁶²Trost, B.M.; Yeh, V.S.C. *Angew. Chem. Int. Ed.* **2002**, *41*, 861.

¹¹⁶³Misumi, Y.; Matsumoto, K. *Angew. Chem. Int. Ed.* **2002**, *41*, 1031.

¹¹⁶⁴Risgaard, T.; Gothelf, K.V.; Jørgensen, K.A. *Org. Biomol. Chem.* **2003**, *1*, 153.

¹¹⁶⁵For reviews, see Jones, G. *Org. React.* **1967**, *15*, 204; Wilk, B.K. *Tetrahedron* **1997**, *53*, 7097.

¹¹⁶⁶Rochlin, E.; Rappoport, Z. *J. Org. Chem.* **2003**, *68*, 1715.

¹¹⁶⁷For a discussion of the mechanism when the reaction is accompanied by decarboxylation, see Tanaka, M.; Oota, O.; Hiramatsu, H.; Fujiwara, K. *Bull. Chem. Soc. Jpn.* **1988**, *61*, 2473.

¹¹⁶⁸Kuwajima, I.; Iwasawa, H. *Tetrahedron Lett.* **1974**, 107. See also, Huckin, S.N.; Weiler, L. *Can. J. Chem.* **1974**, *52*, 2157.

As with **16-34**, these reactions have sometimes been performed with acid catalysts.¹¹⁶⁹ Ionic liquid solvents have been used,¹¹⁷⁰ and heating on quaternary ammonium salts without solvent leads to a Knoevenagel reaction.¹¹⁷¹ Other solvent-free reactions are known.¹¹⁷² Ultrasound has been used to promote the reaction,¹¹⁷³ and it has also been done using microwave irradiation¹¹⁷⁴ or on silica,¹¹⁷⁵ with microwave irradiation. Another solid-state variation is done on moist LiBr,¹¹⁷⁶ heating with sodium carbonate and molecular sieves 4 Å promotes the reaction,¹¹⁷⁷ as do zeolites.¹¹⁷⁸ High-pressure conditions have been used.¹¹⁷⁹ Transition-metal compounds such as palladium complexes,¹¹⁸⁰ SmI₂¹¹⁸¹ or BiCl₃¹¹⁸² have been used to promote the Knoevenagel reaction.

In the reaction with terminal acetylenes,¹¹⁸³ sodium acetylides are the most common reagents (when they are used, the reaction is often called the *Nef reaction*), but lithium,¹¹⁸⁴ magnesium, and other metallic acetylides have also been used. A particularly convenient reagent is lithium acetylide–ethylenediamine complex,¹¹⁸⁵ a stable, free-flowing powder that is commercially available. Alternatively, the substrate may be treated with the alkyne itself in the presence of

¹¹⁶⁹For example, see Rappoport, Z.; Patai, S. *J. Chem. Soc.* **1962**, 731.

¹¹⁷⁰In bmim Cl, 1-butyl-3-methylimidazolium chloride, with AlCl₃: Harjani, J.R.; Nara, S.J.; Salunkhe, M.M. *Tetrahedron Lett.* **2002**, *43*, 1127. See Morrison, D.W.; Forbes, D.C.; Davis Jr., J.H. *Tetrahedron Lett.* **2001**, *42*, 6053. In bmim BF₄, 1-butyl-3-methylimidazolium tetrafluoroborate: Su, C.; Chen, Z.-C.; Zheng, Q.G. *Synthesis* **2003**, 555.

¹¹⁷¹Bose, D.S.; Narsaiah, A.V. *J. Chem. Res. (S)* **2001**, 36.

¹¹⁷²McCluskey, A.; Robinson, P.J.; Hill, T.; Scott, J.L.; Edwards, J.K. *Tetrahedron Lett.* **2002**, *43*, 3117; Ren, Z.; Cao, W.; Tong, W. *Synth. Commun.* **2002**, *32*, 3475; Mogilaiah, K.; Prashanthi, M.; Reddy, G.R.; Reddy, Ch.S.; Reddy, N.V. *Synth. Commun.* **2003**, *33*, 2309; Zuo, W.-X.; Hua, R.; Qiu, X. *Synth. Commun.* **2004**, *34*, 3219.

¹¹⁷³McNulty, J.; Steeve, J.A.; Wolf, S. *Tetrahedron Lett.* **1998**, *39*, 8013; Li, J.-T.; Zang, H.-J.; Feng, Y.-Y.; Li, L.-J.; Li, T.-S. *Synth. Commun.* **2001**, *31*, 653.

¹¹⁷⁴de la Cruz, P.; Díez-Barra, E.; Loupy, A.; Langa, F. *Tetrahedron Lett.* **1996**, *37*, 1113; Mitra, A.K.; De, A.; Karchaudhuri, N. *Synth. Commun.* **1999**, *29*, 2731; Balalaie, S.; Nemati, N. *Synth. Commun.* **2000**, *30*, 869; Loupy, A.; Song, S.-J.; Sohn, S.-M.; Lee, Y.-M.; Kwon, T.W.; *J. Chem. Soc., Perkin Trans. 1* **2001**, 1220; Yadav, J.S.; Reddy, B.V.S.; Basak, A.K.; Visali, B.; Narsaiah, A.V.; Nagaiah, K. *Eur. J. Org. Chem.* **2004**, 546.

¹¹⁷⁵Kumar, H.M.S.; Reddy, B.V.S.; Reddy, P.T.; Srinivas, D.; Yadav, J.S. *Org. Prep. Proceed. Int.* **2000**, *32*, 81; Peng, Y.; Song, G.; Qian, X. *J. Chem. Res. (S)* **2001**, 188.

¹¹⁷⁶Prajapati, D.; Lekhok, K.C.; Sandhu, J.S.; Ghosh, A.C. *J. Chem. Soc. Perkin Trans. 1* **1996**, 959.

¹¹⁷⁷Siebenhaar, B.; Casagrande, B.; Studer, M.; Blaser, H.-U. *Can. J. Chem.* **2001**, *79*, 566.

¹¹⁷⁸Reddy, T.I.; Varma, R.S. *Tetrahedron Lett.* **1997**, *38*, 1721.

¹¹⁷⁹Jenner, G. *Tetrahedron Lett.* **2001**, *42*, 243.

¹¹⁸⁰You, J.; Verkade, J.G. *J. Org. Chem.* **2003**, *68*, 8003.

¹¹⁸¹Chandrasekhar, S.; Yu, J.; Falck, J.R.; Mioskowski, C. *Tetrahedron Lett.* **1994**, *35*, 5441.

¹¹⁸²This catalyst was used in the reaction without solvent. See Prajapati, D.; Sandhu, J.S. *Chem. Lett.* **1992**, 1945.

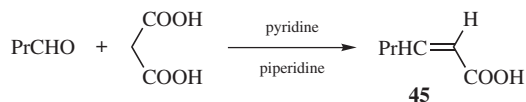
¹¹⁸³For reviews, see Ziegenbein, W., in *Viehe, H.G. Acetylenes*, Marcel Dekker, NY, **1969**, pp. 207–241; Ried, W. *Newer Methods Prep. Org. Chem.* **1968**, *4*, 95.

¹¹⁸⁴See Midland, M.M. *J. Org. Chem.* **1975**, *40*, 2250, for the use of amine-free monolithium acetylide.

¹¹⁸⁵Beumel Jr., O.F.; Harris, R.F. *J. Org. Chem.* **1963**, *28*, 2775.

a base, so that the acetylide is generated *in situ*. This procedure is called the *Favorskii reaction*, not to be confused with the Favorskii rearrangement (**18-7**).¹¹⁸⁶

With most of these reagents the alcohol is not isolated (only the alkene) if the alcohol has a hydrogen in the proper position.¹¹⁸⁷ However, in some cases the alcohol is the major product. A β -keto allylic ester was shown to react with an aldehyde to give a β -hydroxy ketone, with loss of the allyl ester moiety, upon treatment with YbCl_3 and a palladium catalyst.¹¹⁸⁸ With suitable reactants, the Knoevenagel reaction, like the aldol (**16-2**), has been carried out diastereoselectively¹¹⁸⁹ and enantioselectively.¹¹⁹⁰ When the reactant is of the form $\text{ZCH}_2\text{Z}'$, aldehydes react much better than ketones and few successful reactions with ketones have been reported. However, it is possible to get good yields of alkene from the condensation of diethyl malonate, $\text{CH}_2(\text{COOEt})_2$, with ketones, as well as with aldehydes, if the reaction is run with TiCl_4 and pyridine in THF.¹¹⁹¹ In reactions with $\text{ZCH}_2\text{Z}'$, the catalyst is most often a secondary amine (piperidine is the most common, but see formation of **44**), though many other catalysts have been used. When the catalyst is pyridine (to which piperidine may or may not be added) the reaction is known as the *Doebner modification* of the Knoevenagel reaction and the product is usually the conjugated acid **45**. Alkoxides are also common catalysts. Microwave-induced Doebner condensation reactions are known.¹¹⁹²



A number of special applications of the Knoevenagel reaction follow:

1. The dilithio derivative of *N*-methanesulfinyl-*p*-toluidine¹¹⁹³ (**46**) adds to aldehydes and ketones to give, after hydrolysis, the hydroxysulfinamides

¹¹⁸⁶For a discussion of the mechanism of the Favorskii addition reaction, see Kondrat'eva, L.A.; Potapova, I.M.; Grigina, I.N.; Glazunova, E.M.; Nikitin, V.I. *J. Org. Chem. USSR* **1976**, *12*, 948.

¹¹⁸⁷For lists of reagents (with references) that condense with aldehydes and ketones to give alkene products, see Larock, R.C. *Comprehensive Organic Transformations*, 2nd ed., Wiley-VCH, NY, **1999**, pp. 317–325, 341–350. For those that give the alcohol product, see Larock, R.C. *Comprehensive Organic Transformations*, 2nd ed., Wiley-VCH, NY, **1999**, pp. 1178–1179, 1540–1541, 1717–1724, 1727, 1732–1736, 1778–1780, 1801–1805.

¹¹⁸⁸Lou, S.; Westbrook J.A.; Schaus, S.E. *J. Am. Chem. Soc.* **2004**, *126*, 11440.

¹¹⁸⁹See, for example, Trost, B.M.; Florez, J.; Jebaratnam, D.J. *J. Am. Chem. Soc.* **1987**, *109*, 613; Mahler, U.; Devant, R.M.; Braun, M. *Chem. Ber.* **1988**, *121*, 2035; Ronan, B.; Marchalin, S.; Samuel, O.; Kagan, H.B. *Tetrahedron Lett.* **1988**, *29*, 6101; Barrett, A.G.M.; Robyr, C.; Spilling, C.D. *J. Org. Chem.* **1989**, *54*, 1233; Pyne, S.G.; Boche, G. *J. Org. Chem.* **1989**, *54*, 2663.

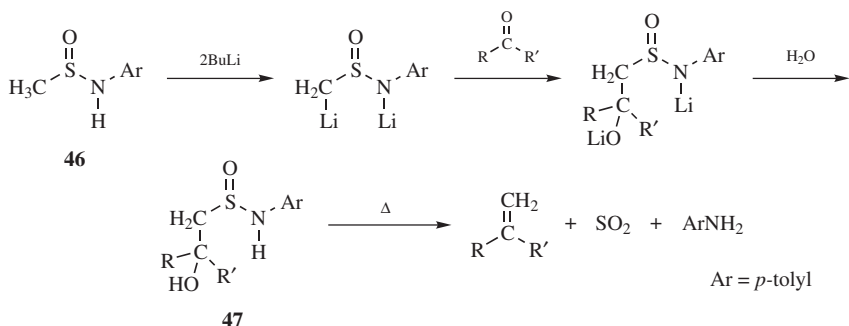
¹¹⁹⁰See, for example, Enders, D.; Lotter, H.; Maigrot, N.; Mazaleyra, J.; Welvert, Z. *Nouv. J. Chim.*, **1984**, *8*, 747; Ito, Y.; Sawamura, M.; Hayashi, T. *J. Am. Chem. Soc.* **1986**, *108*, 6405; Togni, A.; Pastor, S.D. *J. Org. Chem.* **1990**, *55*, 1649; Sakuraba, H.; Ushiki, S. *Tetrahedron Lett.* **1990**, *31*, 5349; Niwa, S.; Soai, K. *J. Chem. Soc. Perkin Trans. 1* **1990**, 937.

¹¹⁹¹Lehnert, W. *Tetrahedron* **1973**, *29*, 635; *Synthesis* **1974**, 667, and references cited therein.

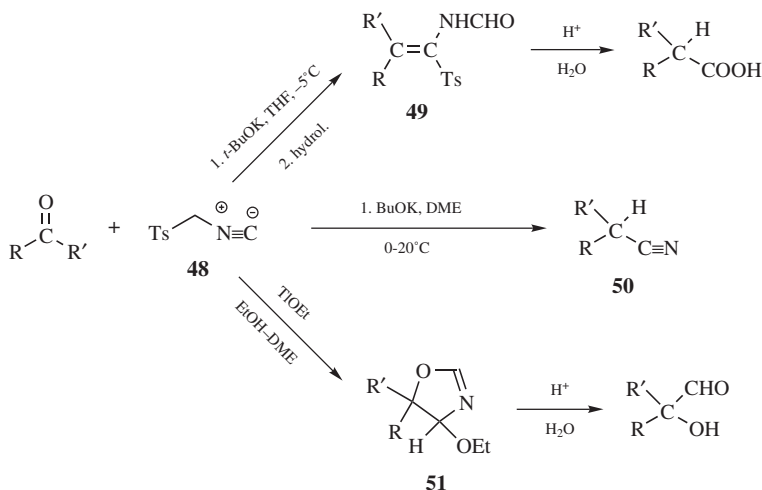
¹¹⁹²Mitra, A.K.; De, A.; Karchaudhuri, N. *Synth. Commun.* **1999**, *29*, 573; Pellón, R.F.; Mamposo, T.; González, E.; Calderón, O. *Synth. Commun.* **2000**, *30*, 3769.

¹¹⁹³For a method of preparing **46**, see Bowlus, S.B.; Katzenellenbogen, J.A. *Synth. Commun.* **1974**, *4*, 137.

47, which, upon heating, undergo stereospecifically syn eliminations to give alkenes.¹¹⁹⁴ The reaction is thus a method for achieving the conversion $RR'CO \rightarrow RR'C=CH_2$ and represents an alternative to the Wittig reaction.¹¹⁹⁵ Note that sulfones with an amide group at the α -position, $ArSO_2CH(R)N(R)C=O$, react with ketones via acyl addition in the presence of SmI_2 .¹¹⁹⁶



2. The reaction of ketones with tosylmethylisocyanide (**48**) gives different products,¹¹⁹⁷ depending on the reaction conditions.



¹¹⁹⁴Corey, E.J.; Durst, T. *J. Am. Chem. Soc.* **1968**, *90*, 5548, 5553.

¹¹⁹⁵For similar reactions, see Jung, F.; Sharma, N.K.; Durst, T. *J. Am. Chem. Soc.* **1973**, *95*, 3420; Kuwajima, I.; Uchida, M. *Tetrahedron Lett.* **1972**, 649; Johnson, C.R.; Shanklin, J.R.; Kirchhoff, R.A. *J. Am. Chem. Soc.* **1973**, *95*, 6462; Lau, P.W.K.; Chan, T.H. *Tetrahedron Lett.* **1978**, 2383; Yamamoto, K.; Tomo, Y.; Suzuki, S. *Tetrahedron Lett.* **1980**, *21*, 2861; Martin, S.F.; Phillips, G.W.; Puckette, T.A.; Colapret, J.A. *J. Am. Chem. Soc.* **1980**, *102*, 5866; Arenz, T.; Vostell, M.; Frauenrath, H. *Synlett* **1991**, 23.

¹¹⁹⁶Yoda, H.; Ujihara, Y.; Takabe, K. *Tetrahedron Lett.* **2001**, *42*, 9225.

¹¹⁹⁷For reviews of α -metalated isocyanides, see Schöllkopf, U. *Pure Appl. Chem.* **1979**, *51*, 1347; *Angew. Chem. Int. Ed.* **1977**, *16*, 339; Hoppe, D. *Angew. Chem. Int. Ed.* **1974**, *13*, 789.

When the reaction is run with potassium *tert*-butoxide in THF at -5°C , one obtains (after hydrolysis) the normal Knoevenagel product **49**, except that the isocyano group has been hydrated (**16-97**).¹¹⁹⁸ With the same base but with 1,2-dimethoxyethane (DME) as solvent the product is the nitrile **50**.¹¹⁹⁹ When the ketone is treated with **48** and thallium(I) ethoxide in a 4:1 mixture of absolute ethanol and DME at room temperature, the product is a 4-ethoxy-2-oxazoline **51**.¹²⁰⁰ Since **50** can be hydrolyzed¹²⁰¹ to a carboxylic acid¹¹⁹⁸ and **51** to an α -hydroxy aldehyde,¹²⁰⁰ this versatile reaction provides a means for achieving the conversion of RCOR' to $\text{RCHR}'\text{COOH}$, $\text{RCHR}'\text{CN}$, or $\text{RCR}'(\text{OH})\text{CHO}$. The conversions to $\text{RCHR}'\text{COOH}$ and to $\text{RCHR}'\text{CN}$ ¹²⁰² have also been carried out with certain aldehydes ($\text{R}' = \text{H}$).

- Aldehydes and ketones RCOR' react with α -methoxyvinyl lithium, $\text{CH}_2=\text{C}(\text{Li})\text{OMe}$, to give hydroxy enol ethers, $\text{RR}'\text{C}(\text{OH})\text{C}(\text{OMe})=\text{CH}_2$, which are easily hydrolyzed to acyloins, $\text{RR}'\text{C}(\text{OH})\text{COMe}$.¹²⁰³ In this reaction, the $\text{CH}_2=\text{C}(\text{Li})\text{OMe}$ is a synthon for the unavailable $\text{H}_3\text{C}-\overset{\ominus}{\text{C}}=\text{O}$,¹²⁰⁴ and is termed an *acyl anion equivalent*. The reagent also reacts with esters RCOOR' to give $\text{RC}(\text{OH})(\text{COMe}=\text{CH}_2)_2$. A synthon for the $\text{Ph}-\text{C}=\text{O}$ ion is $\text{PhC}(\text{CN})\text{OSiMe}_3$, which adds to aldehydes and ketones RCOR' to give, after hydrolysis, the α -hydroxy ketones, $\text{RR}'\text{C}(\text{OH})\text{C}(\text{OH})\text{COPh}$.¹²⁰⁵
- Lithiated allylic carbamates (**52**) (prepared as shown) react with aldehydes or ketones ($\text{R}^6\text{COR}'$), in a reaction accompanied by an allylic rearrangement, to give (after hydrolysis) γ -hydroxy aldehydes or ketones.¹²⁰⁶ The reaction is called *the homoaldol reaction*, since the product is a homolog of the product of **16-34**. The reaction has been performed enantioselectively.¹²⁰⁷

¹¹⁹⁸Schöllkopf, U.; Schröder, U.; Blume, E. *Liebigs Ann. Chem.* **1972**, 766, 130; Schöllkopf, U.; Schröder, U. *Angew. Chem. Int. Ed.* **1972**, 11, 311.

¹¹⁹⁹Oldenziel, O.H.; van Leusen, D.; van Leusen, A.M. *J. Org. Chem.* **1977**, 42, 3114.

¹²⁰⁰Oldenziel, O.H.; van Leusen, A.M. *Tetrahedron Lett.* **1974**, 163, 167. For conversions to α,β -unsaturated ketones and diketones, see, respectively, Moskal, J.; van Leusen, A.M. *Tetrahedron Lett.* **1984**, 25, 2585; van Leusen, A.M.; Oosterwijk, R.; van Echten, E.; van Leusen, D. *Recl. Trav. Chim. Pays-Bas* **1985**, 104, 50.

¹²⁰¹Compound **49** can also be converted to a nitrile; see **17-30**.

¹²⁰²van Leusen, A.M.; Oomkes, P.G. *Synth. Commun.* **1980**, 10, 399.

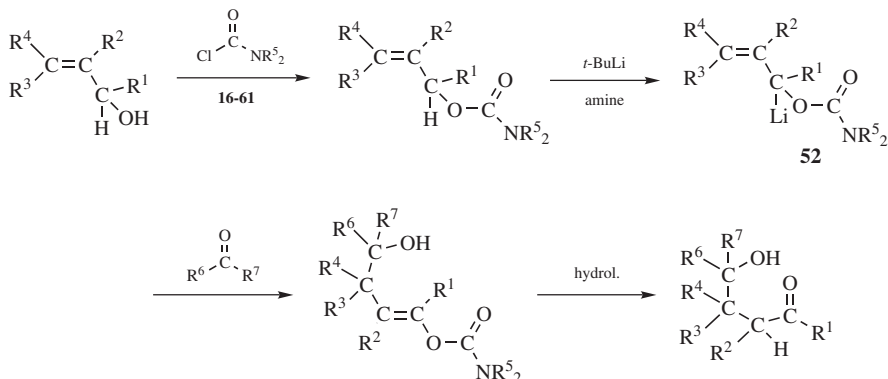
¹²⁰³Baldwin, J.E.; Höfle, G.A.; Lever Jr., O.W. *J. Am. Chem. Soc.* **1974**, 96, 7125. For a similar reaction, see Tanaka, K.; Nakai, T.; Ishikawa, N. *Tetrahedron Lett.* **1978**, 4809.

¹²⁰⁴For a synthon for the $\overset{\ominus}{\text{C}}\text{COCOOEt}$ ion, see Reetz, M.T.; Heimbach, H.; Schwelanus, K. *Tetrahedron Lett.* **1984**, 25, 511.

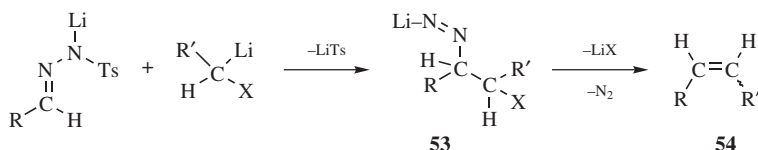
¹²⁰⁵Hünig, S.; Wehner, G. *Synthesis* **1975**, 391.

¹²⁰⁶For a review, see Hoppe, D. *Angew. Chem. Int. Ed.* **1984**, 23, 932.

¹²⁰⁷Krämer, T.; Hoppe, D. *Tetrahedron Lett.* **1987**, 28, 5149.



5. The lithium salt of an active hydrogen compound adds to the lithium salt of the tosylhydrazone of an aldehyde to give product **53**. If X = CN, SPh, or SO₂R, **53** spontaneously loses N₂ and LiX to give the alkene **54**. The entire process is done in one reaction vessel: The active hydrogen compound is mixed with the tosylhydrazone and the mixture is treated with (*i*Pr)₂NLi to form both salts at once.¹²⁰⁸ This process is another alternative to the Wittig reaction for forming double bonds.



OS **I**, 181, 290, 413; **II**, 202; **III**, 39, 165, 317, 320, 377, 385, 399, 416, 425, 456, 479, 513, 586, 591, 597, 715, 783; **IV**, 93, 210, 221, 234, 293, 327, 387, 392, 408, 441, 463, 471, 549, 573, 730, 731, 777; **V**, 130, 381, 572, 585, 627, 833, 1088, 1128; **VI**, 41, 95, 442, 598, 683; **VII**, 50, 108, 142, 276, 381, 386, 456; **VIII**, 258, 265, 309, 353, 391, 420; **X**, 271. Also see, OS **III**, 395; **V**, 450.

16-39 The Perkin Reaction

α -Carboxyalkylidene-de-oxo-bisubstitution



The condensation of aromatic aldehydes with anhydrides is called the *Perkin reaction*.¹²⁰⁹ When the anhydride has two α hydrogens (as shown), dehydration

¹²⁰⁸Vedejs, E.; Dolphin, J.M.; Stolle, W.T. *J. Am. Chem. Soc.* **1979**, *101*, 249.

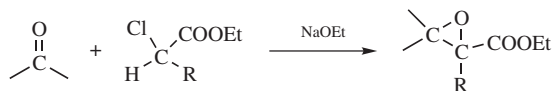
¹²⁰⁹For a review, see Johnson, J.R. *Org. React.* **1942**, *1*, 210.

always occurs; the β -hydroxy acid salt is never isolated. In some cases, anhydrides of the form $(R_2CHCO)_2O$ have been used, and then the hydroxy compound is the product since dehydration cannot take place. The base in the Perkin reaction is nearly always the salt of the acid corresponding to the anhydride. Although the Na and K salts have been most frequently used, higher yields and shorter reaction times have been reported for the Cs salt.¹²¹⁰ Besides aromatic aldehydes, their vinyls $ArCH=CHCHO$ also give the reaction. Otherwise, the reaction is not suitable for aliphatic aldehydes.¹²¹¹

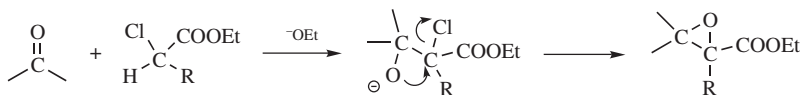
OS I, 398; II, 61, 229; III, 426.

16-40 Darzens Glycidic Ester Condensation

(2 + 1)OC,CC-cyclo- α -Alkoxy carbonylmethylene-addition



Aldehydes and ketones condense with α -halo esters in the presence of bases to give α,β -epoxy esters, called *glycidic esters*. This is called *the Darzens condensation*.¹²¹² The reaction consists of an initial Knoevenagel-type reaction (16-38), followed by an internal S_N^2 reaction (10-9):¹²¹³



Although the intermediate halo alkoxide is generally not isolated,¹²¹⁴ it has been done, not only with α -fluoro esters (since fluorine is such a poor leaving group in nucleophilic substitutions), but also with α -chloro esters.¹²¹⁵ This is only one of several types of evidence that rule out a carbene intermediate.¹²¹⁶ Sodium ethoxide is often used as the base, though other bases, including sodium amide, are sometimes used. Aromatic aldehydes and ketones give good yields, but aliphatic aldehydes react poorly. However, the reaction can be made to give good yields

¹²¹⁰Koopp, E.; Vögtle, F. *Synthesis* **1987**, 177.

¹²¹¹Crawford, M.; Little, W.T. *J. Chem. Soc.* **1959**, 722.

¹²¹²For a review, see Berti, G. *Top. Stereochem.* **1973**, 7, 93, pp. 210–218. Also see Bakó, P.; Szöllösy, Á.; Bombicz, P.; Töke, L. *Synlett* **1997**, 291.

¹²¹³For discussions of the mechanism of the reaction, and especially of the stereochemistry, see Roux-Schmitt, M.; Seyden-Penne, J.; Wolfe, S. *Tetrahedron* **1972**, 28, 4965; Bansal, R.K.; Sethi, K. *Bull. Chem. Soc. Jpn.* **1980**, 53, 1197.

¹²¹⁴The transition state for this reaction has been examined. See Yliniemelä, A.; Brunow, G.; Flügge, J.; Teleman, O. *J. Org. Chem.* **1996**, 61, 6723.

¹²¹⁵Ballester, M.; Pérez-Blanco, D. *J. Org. Chem.* **1958**, 23, 652; Martynov, V.F.; Titov, M.I. *J. Gen. Chem. USSR* **1963**, 33, 1350; **1964**, 34, 2139; Elkik, E.; Francesch, C. *Bull. Soc. Chim. Fr.* **1973**, 1277, 1281.

¹²¹⁶Another, based on the stereochemistry of the products, is described by Zimmerman, H.E.; Ahramjian, L. *J. Am. Chem. Soc.* **1960**, 82, 5459.

(~80%) with simple aliphatic aldehydes, as well as with aromatic aldehydes and ketones by treatment of the α -halo ester with the base lithium bis(trimethylsilyl) amide, $\text{LiN}(\text{SiMe}_3)_2$, in THF at -78°C (to form the conjugate base of the ester) and addition of the aldehyde or ketone to this solution.¹²¹⁷ If a preformed dianion

of an α -halo carboxylic acid $\text{Cl}-\overset{\ominus}{\text{C}}\text{R}-\text{COO}^\ominus$ is used instead, α,β -epoxy acids are produced directly.¹²¹⁸ The Darzens reaction has also been carried out on α -halo ketones, α -halo nitriles,¹²¹⁹ α -halo sulfoxides¹²²⁰ and sulfones,¹²²¹ α -halo N,N -disubstituted amides,¹²²² α -halo ketimines,¹²²³ and even on allylic¹²²⁴ and benzylic halides. Phase-transfer catalysis has been used.¹²²⁵ Note that the reaction of a β -bromo- α -oxo ester and a Grignard reagent leads to the glycidic ester.¹²²⁶ Acid-catalyzed Darzens reactions have also been reported.¹²²⁷ (see also, 16-46).

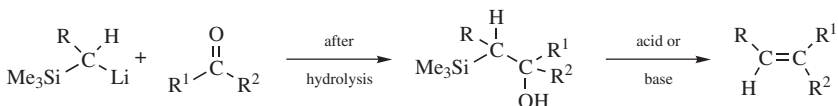
The Darzens reaction has been performed enantioselectively, by coupling optically active α -bromo- β -hydroxy esters with aldehydes.¹²²⁸ Chiral phase-transfer agents have been used to give epoxy ketones with modest enantioselectivity.¹²²⁹ Chiral additives have proven to be effective.¹²³⁰

Glycidic esters can easily be converted to aldehydes (12-40). The reaction has been extended to the formation of analogous aziridines by treatment of an imine with an α -halo ester or an α -halo N,N -disubstituted amide and t -BuOK in the solvent 1,2-dimethoxyethane.¹²³¹ However, yields were not high.

OS III, 727; IV, 459, 649.

16-41 The Peterson Alkenylation Reaction

Alkylidene-de-oxo-bisubstitution



¹²¹⁷Borch, R.F. *Tetrahedron Lett.* **1972**, 3761.

¹²¹⁸Johnson, C.R.; Bade, T.R. *J. Org. Chem.* **1982**, *47*, 1205.

¹²¹⁹See White, D.R.; Wu, D.K. *J. Chem. Soc., Chem. Commun.* **1974**, 988.

¹²²⁰Satoh, T.; Sugimoto, A.; Itoh, M.; Yamakawa, K. *Tetrahedron Lett.* **1989**, *30*, 1083.

¹²²¹Arai, S.; Ishida, T.; Shioiri, T. *Tetrahedron Lett.* **1998**, *39*, 8299.

¹²²²Tung, C.C.; Speziale, A.J.; Frazier, H.W. *J. Org. Chem.* **1963**, *28*, 1514.

¹²²³Mauzé, B. *J. Organomet. Chem.* **1979**, *170*, 265.

¹²²⁴Sulmon, P.; De Kimpe, N.; Schamp, N.; Declercq, J.; Tinant, B. *J. Org. Chem.* **1988**, *53*, 4457.

¹²²⁵See Jończyk, A.; Kwast, A.; Makosza, M. *J. Chem. Soc., Chem. Commun.* **1977**, 902; Gladiali, S.; Soccolini, F. *Synth. Commun.* **1982**, *12*, 355; Arai, S.; Suzuki, Y.; Tokumaru, K.; Shioiri, T. *Tetrahedron Lett.* **2002**, *43*, 833. See Starks, C.M.; Liotta, C. *Phase Transfer Catalysis*, Academic Press, NY, **1978**, pp. 197–198.

¹²²⁶Jung, M.E.; Mengel, W.; Newton, T.W. *Synth. Commun.* **1999**, *29*, 3659.

¹²²⁷Sipos, G.; Schöbel, G.; Sirokmán, F. *J. Chem. Soc. Perkin Trans. 2* **1975**, 805.

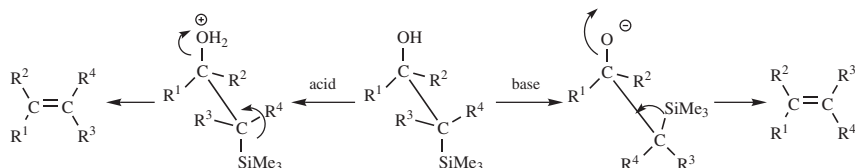
¹²²⁸Corey, E.J.; Choi, S. *Tetrahedron Lett.* **1991**, *32*, 2857. For a review, see Ohkata, K.; Kimura, J.; Shinohara, Y.; Takagi, R.; Hiraga, Y. *Chem. Commun.* **1996**, 2411.

¹²²⁹Arai, S.; Shirai, Y.; Ishida, T.; Shioiri, T. *Tetrahedron* **1999**, *55*, 6375.

¹²³⁰Aggarwal, V.K.; Hynd, G.; Picoul, W.; Vasse, J.-L. *J. Am. Chem. Soc.* **2002**, *124*, 9964.

¹²³¹Deyrup, J.A. *J. Org. Chem.* **1969**, *34*, 2724.

In the *Peterson alkenylation reaction*^{1232, 1233} the lithio (or sometimes magnesio) derivative of a trialkylsilane adds to an aldehyde or ketone to give a β -hydroxysilane, which spontaneously eliminates water, or can be made to do so by treatment with acid or base, to produce an alkene. This reaction is still another alternative to the Wittig reaction (16-44), and is sometimes called the *silyl-Wittig reaction*.¹²³⁴ The R group can also be a COOR group, in which case the product is an α,β -unsaturated ester,¹²³⁵ or an SO₂Ph group, in which case the product is a vinylic sulfone.¹²³⁶ The stereochemistry of the product can often be controlled by whether an acid or a base is used to achieve elimination. The role of Si–O interactions has also been examined.¹²³⁷ Use of a base generally gives syn elimination (Eⁱ mechanism, see p. 1507), while an acid usually results in anti elimination (E2 mechanism, see p. 1478).¹²³⁸ Samarium(II) iodide in HMPA has also been used for elimination of the hydroxy sulfone.¹²³⁹ α -Alkoxy benzotriazolyl sulfones (ROCH₂SO₂Bt, where Bt = benzothiazole, reacts with lithium hexamethyldisilazide and an aldehyde to give a vinyl ether.¹²⁴⁰



¹²³²Peterson, D.J. *J. Org. Chem.* **1968**, *33*, 780. For reviews, see Ager, D.J. *Org. React.* **1990**, *38*, 1; *Synthesis* **1984**, 384; Colvin, E.W. *Silicon Reagents in Organic Synthesis*, Academic Press, NY, **1988**, pp. 63–75; Weber, W.P. *Silicon Reagents for Organic Synthesis*, Springer, NY, **1983**, pp. 58–78; Magnus, P. *Aldrichimica Acta* **1980**, *13*, 43; Chan, T. *Acc. Chem. Res.* **1977**, *10*, 442. For a list of references, see Larock, R.C. *Comprehensive Organic Transformations*, 2nd ed., Wiley-VCH, NY, **1999**, pp. 337–341.

¹²³³For reviews of these compounds, see Poirier, J. *Org. Prep. Proced. Int.* **1988**, *20*, 319; Brownbridge, P. *Synthesis* **1983**, 1–28, 85; Rasmussen, J.K. *Synthesis* **1977**, 91. For monographs on silicon reagents in organic synthesis see Colvin, E.W. *Silicon Reagents in Organic Synthesis*, Academic Press, NY, **1988**. For reviews, see Colvin, E.W., in Hartley, F.R.; Patai, S. *The Chemistry of the Metal–Carbon Bond*, Vol. 4, Wiley, NY, pp. 539–621; Ager, D.J. *Chem. Soc. Rev.* **1982**, *11*, 493; Colvin, E.W. *Chem. Soc. Rev.* **1978**, *7*, 15, pp. 43–50.

¹²³⁴For discussions of the mechanism, see Bassindale, A.R.; Ellis, R.J.; Lau, J.C.; Taylor, P.G. *J. Chem. Soc. Perkin Trans. 2* **1986**, 593; Hudrlík, P.F.; Agwaramgbo, E.L.O.; Hudrlík, A.M. *J. Org. Chem.* **1989**, *54*, 5613.

¹²³⁵Hartzell, S.L.; Sullivan, D.F.; Rathke, M.W. *Tetrahedron Lett.* **1974**, 1403; Shimoji, K.; Taguchi, H.; Oshima, K.; Yamamoto, H.; Nozaki, H. *J. Am. Chem. Soc.* **1974**, *96*, 1620; Chan, T.H.; Moreland, M. *Tetrahedron Lett.* **1978**, 515; Strekowski, L.; Visnick, M.; Battiste, M.A. *Tetrahedron Lett.* **1984**, *25*, 5603.

¹²³⁶Craig, D.; Ley, S.V.; Simpkins, N.S.; Whitham, G.H.; Prior, M.J. *J. Chem. Soc. Perkin Trans. 1* **1985**, 1949.

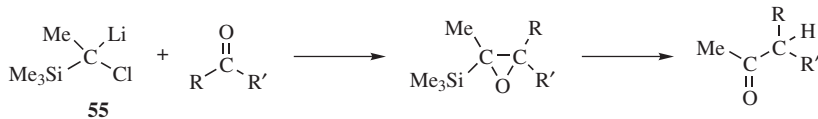
¹²³⁷Bassindale, A.R.; Ellis, R.J.; Taylor, P.G. *J. Chem. Res. (S)* **1996**, 34.

¹²³⁸See Colvin, E.W. *Silicon Reagents in Organic Synthesis*, Academic Press, NY, **1988**, pp. 65–69.

¹²³⁹Markó, I.E.; Murphy, F.; Kumps, L.; Ates, A.; Touillaux, R.; Craig, D.; Carballares, S.; Dolan, S. *Tetrahedron* **2001**, *57*, 2609.

¹²⁴⁰Surprenant, S.; Chan, W.Y.; Berthelette, C. *Org. Lett.* **2003**, *5*, 4851.

When aldehydes or ketones are treated with reagents of the form **55**, the product is an epoxy silane (**16-46**), which can be hydrolyzed to a methyl ketone.¹²⁴¹ For aldehydes, this is a method for converting RCHO to a methyl ketone RCH₂COMe.



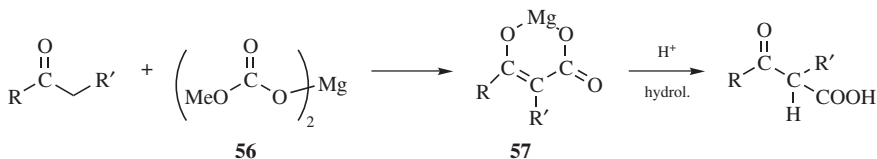
The reagents Me₃SiCHRM (M = Li or Mg) are often prepared from Me₃SiCHRC1¹²⁴² (by **12-38** or **12-39**), but they have also been made by **12-22** and by other procedures.¹²⁴³

A new version of the reaction has been developed, reacting Me₃SiCH₂CO₂Et with an aldehyde and a catalytic amount of CsF in DMSO.¹²⁴⁴ A seleno-amide derivative has been used in a similar manner.¹²⁴⁵

There are no references in *Organic Syntheses*, but see OS VIII, 602, for a related reaction.

16-42 The Addition of Active Hydrogen Compounds to CO₂ and CS₂

α-Acylalkyl-de-methoxy-substitution (Overall reaction)



Ketones of the form RCOCH₃ and RCOCH₂R' can be carboxylated indirectly by treatment with magnesium methyl carbonate **56**.¹²⁴⁶ Because formation of the chelate **57** provides the driving force of the reaction, carboxylation cannot be achieved at a disubstituted α position. The reaction has also been performed on CH₃NO₂ and compounds of the form RCH₂NO₂¹²⁴⁷ and on certain lactones.¹²⁴⁸ Direct carboxylation has been reported in a number of instances. Ketones have

¹²⁴¹Cooke, F.; Roy, G.; Magnus, P. *Organometallics* **1982**, *1*, 893.

¹²⁴²For a review of these reagents, see Anderson, R. *Synthesis* **1985**, 717.

¹²⁴³See, for example, Ager, D.J. *J. Chem. Soc. Perkin Trans. 1* **1986**, 183; Barrett, A.G.M.; Flygare, J.A. *J. Org. Chem.* **1991**, *56*, 638.

¹²⁴⁴Bellassoued, M.; Ozanne, N. *J. Org. Chem.* **1995**, *60*, 6582.

¹²⁴⁵Murai, T.; Fujishima, A.; Iwamoto, C.; Kato, S. *J. Org. Chem.* **2003**, *68*, 7979.

¹²⁴⁶Stiles, M. *J. Am. Chem. Soc.* **1959**, *81*, 2598; *Ann. N.Y. Acad. Sci.* **1960**, *88*, 332; Crombie, L.; Hemesley, P.; Pattenden, G. *Tetrahedron Lett.* **1968**, 3021.

¹²⁴⁷Finkbeiner, H.L.; Stiles, M. *J. Am. Chem. Soc.* **1963**, *85*, 616; Finkbeiner, H.L.; Wagner, G.W. *J. Org. Chem.* **1963**, *28*, 215.

¹²⁴⁸Martin, J.; Watts, P.C.; Johnson, F. *Chem. Commun.* **1970**, 27.

been carboxylated in the α position to give β -keto acids.¹²⁴⁹ The base here was lithium 4-methyl-2,16-di-*tert*-butylphenoxide.

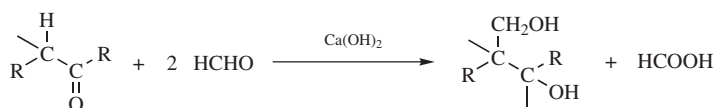
Ketones $\text{RCOCH}_2\text{R}'$ (as well as other active hydrogen compounds) undergo base-catalyzed addition to CS_2 ¹²⁵⁰ to give a dianion intermediate $\text{RCOC}^-\text{R}'\text{CSS}^{2-}$, which can be dialkylated with a halide R^2X to produce α -dithiomethylene ketones, $\text{RCOCR}'=\text{C}(\text{SR}^2)_2$.¹²⁵¹ Compounds of the form $\text{ZCH}_2\text{Z}'$ also react with bases and CS_2 to give analogous dianions.¹²⁵²

Although reactions with $\text{N}=\text{O}$ derivatives do not formally fall into this category of reactions, it is somewhat related. Nitroso compounds react with activated nitriles in the presence of LiBr and microwave irradiation to give a cyano imine, $\text{ArN}=\text{C}(\text{CN})\text{Ar}$.¹²⁵³ This transformation has been called the *Ehrlich-Sachs reaction*.¹²⁵⁴

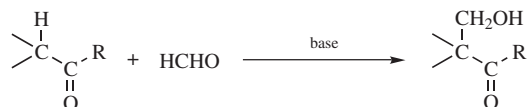
OS VII, 476. See also, OS VIII, 578.

16-43 Tollens' Reaction

O-Hydro-C(β -hydroxyalkyl)-addition



In the *Tollens' reaction* an aldehyde or ketone containing an α hydrogen is treated with formaldehyde in the presence of Ca(OH)_2 or a similar base. The first step is a mixed aldol reaction (**16-34**).



The reaction can be stopped at this point, but more often a second equivalent of formaldehyde is permitted to reduce the newly formed aldol to a 1,3-diol, in a crossed Cannizzaro reaction (**19-81**). If the aldehyde or ketone has several α hydrogens, they can all be replaced. An important use of the reaction is to prepare pentaerythritol from acetaldehyde:



¹²⁴⁹Tirpak, R.E.; Olsen, R.S.; Rathke, M.W. *J. Org. Chem.* **1985**, *50*, 4877. For an enantioselective version, see Hogeveen, H.; Menge, W.M.P.B. *Tetrahedron Lett.* **1986**, *27*, 2767.

¹²⁵⁰For reviews of the reactions of CS_2 with carbon nucleophiles, see Dunn, A.D.; Rudolf, W. *Carbon Disulphide in Organic Chemistry*, Ellis Horwood, Chichester, **1989**, pp. 120–225; Yokoyama, M.; Imamoto, T. *Synthesis* **1984**, 797, pp. 797–804.

¹²⁵¹See, for example, Corey, E.J.; Chen, R.H.K. *Tetrahedron Lett.* **1973**, 3817.

¹²⁵²Jensen, L.; Dalgaard, L.; Lawesson, S. *Tetrahedron* **1974**, *30*, 2413; Konen, D.A.; Pfeffer, P.E.; Silbert, L.S. *Tetrahedron* **1976**, *32*, 2507, and references cited therein.

¹²⁵³Laskar, D.D.; Prajapati, D.; Sandhu, J.S. *Synth. Commun.* **2001**, *31*, 1427.

¹²⁵⁴Ehrlich, P.; Sachs, F. *Chem. Ber.* **1899**, *32*, 2341

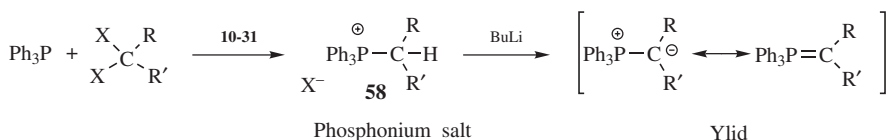
OS I, 425; IV, 907; V, 833.

16-44 The Wittig Reaction

Alkylidene-de-oxo-bisubstitution



In the *Wittig reaction* an aldehyde or ketone is treated with a *phosphorus ylid* (also spelled *ylide* and called a *phosphorane*) to give an alkene.¹²⁵⁵ The conversion of a carbonyl compound to an alkene with a phosphorus ylid is called the *Wittig reaction*. Phosphorus ylids are usually prepared by treatment of a phosphonium salt with a base,¹²⁵⁶ and phosphonium salts are usually prepared from a triaryl phosphine and an alkyl halide (**10-31**):



The reaction of triphenylphosphine and an alkyl halides is facilitated by the use of microwave irradiation.¹²⁵⁷ Indeed, the Wittig reaction itself is assisted by microwave irradiation.¹²⁵⁸ Phosphonium salts are also prepared by addition of phosphines to Michael alkenes (like **15-8**) and in other ways. The phosphonium salts are most often converted to the ylids by treatment with a strong base such as

¹²⁵⁵For a general treatise, see Cadogan, J.I.G. *Organophosphorus Reagents in Organic Synthesis*, Academic Press, NY, **1979**. For a monograph on the Wittig reaction, see Johnson, A.W. *Ylid Chemistry*, Academic Press, NY, **1966**. For reviews, see Maryanoff, B.E.; Reitz, A.B. *Chem. Rev.* **1989**, *89*, 863; Bestmann, H.J.; Vostrowsky, O. *Top. Curr. Chem.* **1983**, *109*, 85; Pommer, H.; Thieme, P.C. *Top. Curr. Chem.* **1983**, *109*, 165; Pommer, H. *Angew. Chem. Int. Ed.* **1977**, *16*, 423; Maercker, A. *Org. React.* **1965**, *14*, 270; House, H.O. *Modern Synthetic Reactions*, 2nd ed., W.A. Benjamin, NY, **1972**, pp. 682–709; Lowe, P.A. *Chem. Ind. (London)* **1970**, 1070; Bergelson, L.D.; Shemyakin, M.M., in Patai, S. *The Chemistry of Carboxylic Acids and Esters*, Wiley, NY, **1969**, pp. 295–340; *Newer Methods Prep. Org. Chem.* **1968**, *5*, 154. For related reviews, see Tyuleneva, V.V.; Rokhlin, E.M.; Knunyants, I.L. *Russ. Chem. Rev.* **1981**, *50*, 280; Starks, C.M.; Liotta, C. *Phase Transfer Catalysis*, Academic Press, NY, **1978**, pp. 288–297; Weber, W.P.; Gokel, G.W. *Phase Transfer Catalysis in Organic Synthesis*, Springer, NY, **1977**; pp. 234–241; Zbiral, E. *Synthesis* **1974**, 775; Bestmann, H.J. *Bull. Soc. Chim. Fr.* **1971**, 1619; *Angew. Chem. Int. Ed.* **1965**, *4*, 583, 645–660, 830–838; *Newer Methods Prep. Org. Chem.* **1968**, *5*, 1; Horner, L. *Fortschr. Chem. Forsch.*, **1966**, *7*, 1. For a historical background, see Wittig, G. *Pure Appl. Chem.* **1964**, *9*, 245. For a list of reagents and references for the Wittig and related reactions, see Larock, R.C. *Comprehensive Organic Transformations*, 2nd ed., Wiley-VCH, NY, **1999**, pp. 327–337.

¹²⁵⁶When phosphonium *fluorides* are used, no base is necessary, as these react directly with the substrate to give the alkene: Schiemenz, G.P.; Becker, J.; Stöckigt, J. *Chem. Ber.* **1970**, *103*, 2077.

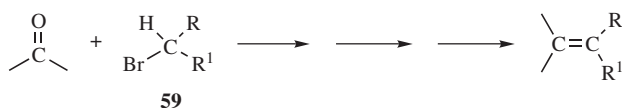
¹²⁵⁷Kiddle, J.J. *Tetrahedron Lett.* **2000**, *41*, 1339.

¹²⁵⁸Frattoni, S.; Quai, M.; Cereda, E. *Tetrahedron Lett.* **2001**, *42*, 6827.; Wu, J.; Wu, H.; Wei, S.; Dai, W.-M. *Tetrahedron Lett.* **2004**, *45*, 4401.

butyllithium, sodium amide,¹²⁵⁹ sodium hydride, or a sodium alkoxide, though weaker bases can be used if the salt is acidic enough. Unusual bases such as 1,5,7-triazabicyclo [4.4.0]dec-5-ene have been used to promote the Wittig reaction.¹²⁶⁰ In some cases, and excess of fluoride ion is sufficient.¹²⁶¹ For $(\text{Ph}_3\text{P}^+)_2\text{CH}_2$, sodium carbonate is a strong enough base.¹²⁶² When the base used does not contain lithium, the ylid is said to be prepared under “salt-free” conditions¹²⁶³ because the lithium halide (where the halide counterion comes from the phosphonium salt) is absent.

When the phosphorus ylid reacts with the aldehyde or ketone to form an alkene, a phosphine oxide is also formed. When triphenylphosphine is used to give $\text{Ph}_3\text{P}=\text{CRR}'$, for example, the by-product is triphenylphosphine oxide, Ph_3PO , which is sometimes difficult to separate from the other reaction products. Ylids are usually prepared from triphenylphosphine, but other triarylphosphines,¹²⁶⁴ trialkylphosphines,¹²⁶⁵ and triphenylarsine¹²⁶⁶ have also been used. Tellurium ylids have been prepared *in situ* from α -halo esters and $\text{BrTeBu}_2\text{OTeBu}_2\text{Br}$ and react with aldehydes to give conjugated esters.¹²⁶⁷ Polymer-bound aryldiphenylphosphino compounds¹²⁶⁸ have been used in reactions with alkyl halides to complete a Wittig reaction. Phosphines that have an α -hydrogen should be avoided, so that reaction with the chosen alkyl halide will lead to a phosphonium salt (**58**) with the α -proton at the desired position. This limitation is essential if a specific ylid is to be formed from the alkyl halide precursor. The Wittig reaction has been carried out with polymer-supported ylids.¹²⁶⁹ It has also been done on silica gel.¹²⁷⁰

If we view the Wittig reaction from an alkyl halide starting material (alkyl halide phosphonium salt \rightarrow phosphorus ylid \rightarrow alkene), the halogen-bearing carbon of an alkyl halide must contain at least one hydrogen as in **59** (for deprotonation at the phosphonium salt stage).



¹²⁵⁹For a convenient method of doing this that results in high yields, see Schlosser, M.; Schaub, B. *Chimia* **1982**, *36*, 396.

¹²⁶⁰Simoni, D.; Rossi, M.; Rondanin, R.; Mazzali, A.; Baruchello, R.; Malagutti, C.; Roberti, M.; Invidiata, F.P. *Org. Lett.* **2000**, *2*, 3765.

¹²⁶¹Kobayashi, T.; Eda, T.; Tamura, O.; Ishibashi, H. *J. Org. Chem.* **2002**, *67*, 3156.

¹²⁶²Ramirez, F.; Pilot, J.F.; Desai, N.B.; Smith, C.P.; Hansen, B.; McKelvie, N. *J. Am. Chem. Soc.* **1967**, *89*, 6273.

¹²⁶³Bestmann, H.J. *Angew. Chem. Int. Ed.* **1965**, *4*, 586.

¹²⁶⁴Schiemenz, G.P.; Thobe, J. *Chem. Ber.* **1966**, *99*, 2663.

¹²⁶⁵For example, see Johnson, A.W.; LaCount, R.B. *Tetrahedron* **1960**, *9*, 130; Bestmann, H.J.; Kratzer, O. *Chem. Ber.* **1962**, *95*, 1894.

¹²⁶⁶An arsenic ylid has been used in a catalytic version of the Wittig reaction; that is, the R_3AsO product is constantly regenerated to produce more arsenic ylid: Shi, L.; Wang, W.; Wang, Y.; Huang, Y. *J. Org. Chem.* **1989**, *54*, 2027; Huang, Z.-Z.; Huang, X.; Huang, Y.-Z. *Tetrahedron Lett.* **1995**, *36*, 425.

¹²⁶⁷Huang, Z.-Z.; Tang, Y. *J. Org. Chem.* **2002**, *67*, 5320.

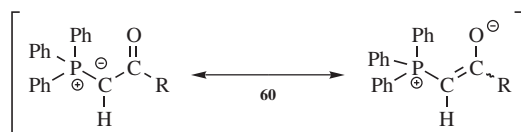
¹²⁶⁸Betancort, J.M.; Barbas III, C.F. *Org. Lett.* **2001**, *3*, 3737.

¹²⁶⁹Bernard, M.; Ford, W.T.; Nelson, E.C. *J. Org. Chem.* **1983**, *48*, 3164.

¹²⁷⁰Patil, V.J.; Mävers, U. *Tetrahedron Lett.* **1996**, *37*, 1281.

The reaction is very general.¹²⁷¹ The aldehyde or ketone may be aliphatic, alicyclic, or aromatic (including diaryl ketones). Wittig reactions in which the ylid and/or the carbonyl substrate contain double or triple bonds; it may contain various functional groups, such as OH, OR, NR₂, aromatic nitro or halo, acetal, amide,¹²⁷² or even ester groups.¹²⁷³ Note, however, that a Wittig reaction has been reported in which the carbonyl group of an ester was converted to a vinyl ether.¹²⁷⁴ An important advantage of the Wittig reaction is that the *position* of the new double bond is always certain, in contrast to the result in most of the base-catalyzed condensations (16-34-16-43). Ylids have been shown to react with lactones, however, to form ω-alkenyl alcohols.¹²⁷⁵ β-Lactams have also been converted to alkenyl-azetidine derivatives using phosphorus ylids.¹²⁷⁶ Double or triple bonds *conjugated* with the carbonyl also do not interfere, the attack being at the C=O carbon. The carbonyl partner can be generated *in situ*, in the presence of an ylid; the reaction of an alcohol with a mixture of an oxidizing agent and an ylid generates an alkene. Oxidizing agents used in this manner include BaMnO₄,¹²⁷⁷ MnO₂,¹²⁷⁸ and PhI(OAc)₂.¹²⁷⁹ Polyhalomethanes, such as CBr₃F, react with triphenylphosphine in the presence of diethylzinc and an aldehyde or ketone to give the *gem*-dihaloalkene, RCH(R')=CF(Br).¹²⁸⁰

The phosphorus ylid may also contain double or triple bonds and certain functional groups. Simple ylids (R, R' = hydrogen or alkyl) are highly reactive, reacting with oxygen, water, hydrohalic acids, and alcohols, as well as carbonyl compounds and carboxylic esters, so the reaction must be run under conditions where these materials are absent. When an electron-withdrawing group, for example, COR, CN, COOR, CHO, is present in the α position, the ylids are much more stable, because the charge on the carbon is delocalized by resonance as in 60.



¹²⁷¹For a discussion of a cooperative ortho effect, see Dunne, E.C.; Coyne, É.J.; Crowley, P.B.; Gilheany, D.G. *Tetrahedron Lett.* **2002**, *43*, 2449.

¹²⁷²Smith, M.B.; Kwon, T.W. *Synth. Commun.* **1992**, *22*, 2865. For the reaction of an acyl imidazole ylid, see Matsunaga, S.; Kinoshita, T.; Okada, S.; Harada, S.; Shibasaki, M. *J. Am. Chem. Soc.* **2004**, *126*, 7559.

¹²⁷³For an example, see Harcken, C.; Martin, S.F. *Org. Lett.* **2001**, *3*, 3591; Yu, X.; Huang, X. *Synlett* **2002**, 1895. Although phosphorus ylids also react with esters, that reaction is too slow to interfere: Greenwald, R.; Chaykovsky, M.; Corey, E.J. *J. Org. Chem.* **1963**, *28*, 1128.

¹²⁷⁴Tsunoda, T.; Takagi, H.; Takaba, D.; Kaku, H.; Itô, S. *Tetrahedron Lett.* **2000**, *41*, 235.

¹²⁷⁵Brunel, Y.; Rousseau, G. *Tetrahedron Lett.* **1996**, *37*, 3853.

¹²⁷⁶Baldwin, J.E.; Edwards, A.J.; Farthing, C.N.; Russell, A.T. *Synlett* **1993**, 49.

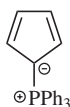
¹²⁷⁷Shuto, S.; Niizuma, S.; Matsuda, A. *J. Org. Chem.* **1998**, *63*, 4489.

¹²⁷⁸Reid, M.; Rowe, D.J.; Taylor, R.J.K. *Chem. Commun.* **2003**, 2284; Blackburn, L.; Pei, C.; Taylor, R.J.K. *Synlett* **2002**, 215; Raw, S.A.; Reid, M.; Roman, E.; Taylor, R.J.K. *Synlett* **2004**, 819.

¹²⁷⁹Zhang, P.-F.; Chen, Z.-C. *Synth. Commun.* **2001**, *31*, 1619.

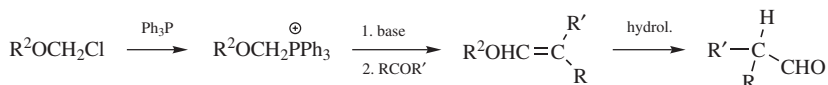
¹²⁸⁰Lei, X.; Dutheuil, G.; Pannecoucke, X.; Quirion, J.-C. *Org. Lett.* **2004**, *6*, 2101.

Such ylids react readily with aldehydes, but slowly or not at all with ketones.¹²⁸¹ In extreme cases (e.g., **61**), the

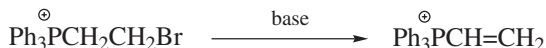


61

ylid does not react with ketones *or* aldehydes. Besides these groups, the ylid may contain one or two α halogens¹²⁸² or an α OR or OAr group. In the latter case, the product is an enol ether, which can be hydrolyzed



(**10-6**) to an aldehyde,¹²⁸³ so that this reaction is a means of achieving the conversion $\text{RCOR}' \rightarrow \text{RR}'\text{CHCHO}$.¹²⁸⁴ However, the ylid may not contain an α nitro group. If the phosphonium salt contains a potential leaving group, such as Br or OMe, in the β position, treatment with a base gives elimination, instead of the ylid:



However, a β COO^- group may be present, and the product is a β,γ -unsaturated acid:¹²⁸⁵ This is the only convenient way to make these compounds, since elimination by any other route gives the thermodynamically more stable α,β -unsaturated isomers. This is an illustration of the utility of the Wittig method for the specific location of a double bond. Another illustration is the conversion of cyclohexanones to alkenes containing exocyclic double bonds, for example,¹²⁸⁶



¹²⁸¹For successful reactions of stabilized ylids with ketones, under high pressure, see Isaacs, N.S.; El-Din, G.N. *Tetrahedron Lett.* **1987**, 28, 2191. See also, Dauben, W.G.; Takasugi, J.J. *Tetrahedron Lett.* **1987**, 28, 4377.

¹²⁸²Seyferth, D.; Heeren, J.K.; Singh, G.; Grim, S.O.; Hughes, W.B. *J. Organomet. Chem.* **1966**, 5, 267; Schlosser, M.; Zimmermann, M. *Synthesis* **1969**, 75; Burton, D.J.; Greenlimb, P.E. *J. Fluorine Chem.* **1974**, 3, 447; Smithers, R.H. *J. Org. Chem.* **1978**, 43, 2833; Miyano, S.; Izumi, Y.; Fujii, K.; Ohno, Y.; Hashimoto, H. *Bull. Chem. Soc. Jpn.* **1979**, 52, 1197; Stork, G.; Zhao, K. *Tetrahedron Lett.* **1989**, 30, 2173.

¹²⁸³For references to the use of the Wittig reaction to give enol ethers or enol thioethers, which are then hydrolyzed, see Larock, R.C. *Comprehensive Organic Transformations*, 2nd ed., Wiley-VCH, NY, **1999**, pp. 1441–1444, 1457–1458.

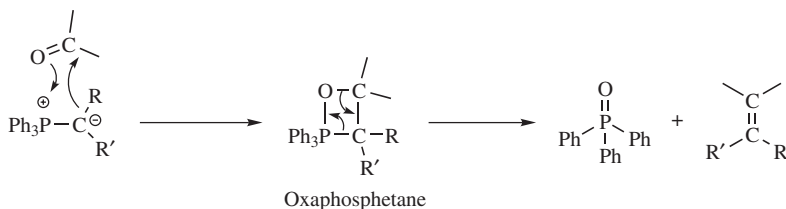
¹²⁸⁴For other methods of achieving this conversion via Wittig-type reactions, see Ceruti, M.; Degani, I.; Fochi, R. *Synthesis* **1987**, 79; Moskal, J.; van Leusen, A.M. *Recl. Trav. Chim. Pays-Bas* **1987**, 106, 137; Doad, G.J.S. *J. Chem. Res. (S)* **1987**, 370.

¹²⁸⁵Corey, E.J.; McCormick, J.R.D.; Swensen, W.E. *J. Am. Chem. Soc.* **1964**, 86, 1884.

¹²⁸⁶Wittig, G.; Schöllkopf, U. *Chem. Ber.* **1954**, 87, 1318.

Still another example is the easy formation of anti-Bredt bicycloalkenones¹²⁸⁷ (see p. 229). As indicated above, α, α' -dihalophosphoranes can be used to prepare 1,1-dihaloalkenes. Another way to prepare such compounds¹²⁸⁸ is to treat the carbonyl compound with a mixture of CX_4 ($X = Cl, Br, \text{ or } I$) and triphenylphosphine, either with or without the addition of zinc dust (which allows less Ph_3P to be used).¹²⁸⁹ Aryl aldehydes react with these dihalophosphoranes to give aryl alkynes after treatment of the initially formed vinyl halide with potassium *tert*-butoxide.¹²⁹⁰ Formamides have been converted to ynamines by reaction with a mixture of PPh_3/CCl_4 followed by *n*-butyllithium.¹²⁹¹ The carbonyl compound can be generated *in situ*, in the presence of the phosphorane. A cyclopropylcarbonyl alcohol was converted to a β -cyclopropyl- α, β -unsaturated ester by reaction with MnO_2 in the presence of $Ph_3P=CHCO_2Me$.¹²⁹²

The mechanism¹²⁹³ of the key step of the Wittig reaction is as follows:¹²⁹⁴



The energetics of ylid formation and their reaction in solution has been studied.¹²⁹⁵ For many years it was assumed that a diionic compound, called a *betaine*, is an intermediate on the pathway from the starting compounds

¹²⁸⁷Bestmann, H.J.; Schade, G. *Tetrahedron Lett.* **1982**, 23, 3543.

¹²⁸⁸For a list of references to the preparation of haloalkenes by Wittig reactions, with references, see Larock, R.C. *Comprehensive Organic Transformations*, 2nd ed., Wiley-VCH, NY, **1999**, pp. 725–727.

¹²⁸⁹See, for example, Rabinowitz, R.; Marcus, R. *J. Am. Chem. Soc.* **1962**, 84, 1312; Ramirez, F.; Desai, N.B.; McKelvie, N. *J. Am. Chem. Soc.* **1962**, 84, 1745; Corey, E.J.; Fuchs, P.L. *Tetrahedron Lett.* **1972**, 3769; Posner, G.H.; Loomis, G.L.; Sawaya, H.S. *Tetrahedron Lett.* **1975**, 1373; Suda, M.; Fukushima, A. *Tetrahedron Lett.* **1981**, 22, 759; Gaviña, F.; Luis, S.V.; Ferrer, P.; Costero, A.M.; Marco, J.A. *J. Chem. Soc., Chem. Commun.* **1985**, 296; Li, P.; Alper, H. *J. Org. Chem.* **1986**, 51, 4354.

¹²⁹⁰Michel, P.; Gennet, D.; Rassat, A. *Tetrahedron Lett.* **1999**, 40, 8575. See Michael, P.; Rassat, A. *Tetrahedron Lett.* **1999**, 40, 8579.

¹²⁹¹Brückner, D. *Synlett* **2000**, 1402.

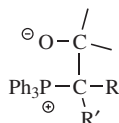
¹²⁹²Blackburn, L.; Wei, X.; Taylor, R.J.K. *Chem. Commun.* **1999**, 1337.

¹²⁹³For a review of the mechanism, see Cockerill, A.F.; Harrison, R.G., in Patai, S. *The Chemistry of Functional Groups: Supplement A*, pt. 1, Wiley, NY, **1977**, pp. 232–240. For a thorough discussion, see Vedejs, E.; Marth, C.F. *J. Am. Chem. Soc.* **1988**, 110, 3948.

¹²⁹⁴It has been contended that another mechanism, involving single electron transfer, may be taking place in some cases: Olah, G.A.; Krishnamurthy, V.V. *J. Am. Chem. Soc.* **1982**, 104, 3987; Yamataka, H.; Nagareda, K.; Hanafusa, T.; Nagase, S. *Tetrahedron Lett.* **1989**, 30, 7187. A diradical mechanism has also been proposed for certain cases: Ward, Jr., W.J.; McEwen, W.E. *J. Org. Chem.* **1990**, 55, 493.

¹²⁹⁵Arnett, E.M.; Wernett, P.C. *J. Org. Chem.* **1993**, 58, 301.

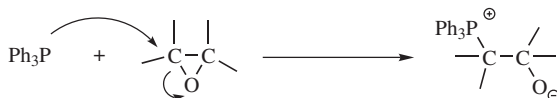
to the oxaphosphetane, and in fact it may be so, but there is little evidence for it.¹²⁹⁶



Betaine

“Betaine” precipitates have been isolated in certain Wittig reactions,¹²⁹⁷ but these are betaine–lithium halide adducts, and might just as well have been formed from the oxaphosphetane as from a true betaine.¹²⁹⁸ However, there is one report of an observed betaine lithium salt during the course of a Wittig reaction.¹²⁹⁹ An X-ray structure was determined for a gauche betaine from a thio-Wittig reaction.¹³⁰⁰ In contrast, there is much evidence for the presence of the oxaphosphetane intermediates, at least with unstable ylids. For example, ³¹P NMR spectra taken of the reaction mixtures at low temperatures¹³⁰¹ are compatible with an oxaphosphetane structure that persists for some time but not with a tetra-coordinated phosphorus species. Since a betaine, an ylid, and a phosphine oxide all have tetracoordinated phosphorus, these species could not be causing the spectra, leading to the conclusion that an oxaphosphetane intermediate is present in the solution. In certain cases oxaphosphetanes have been isolated.¹³⁰² It has even been possible to detect cis and trans isomers of the intermediate oxaphosphetanes by NMR spectroscopy.¹³⁰³ According to this mechanism, an optically active phosphonium salt RR'R²P⁺CHR² should retain its configuration all the way through the reaction, and it should be preserved in the phosphine oxide RR'R²PO. This has been shown to be the case.¹³⁰⁴

The proposed betaine intermediates can be formed, in a completely different manner, by nucleophilic substitution by a phosphine on an epoxide (**10-35**):



¹²⁹⁶See Vedejs, E.; Marth, C.F. *J. Am. Chem. Soc.* **1990**, *112*, 3905.

¹²⁹⁷Wittig, G.; Weigmann, H.; Schlosser, M. *Chem. Ber.* **1961**, *94*, 676; Schlosser, M.; Christmann, K.F. *Liebigs Ann. Chem.* **1967**, *708*, 1.

¹²⁹⁸Maryanoff, B.E.; Reitz, A.B. *Chem. Rev.* **1989**, *89*, 863, see p. 865.

¹²⁹⁹Neumann, R.A.; Berger, S. *Eur. J. Org. Chem.* **1998**, 1085.

¹³⁰⁰Puke, C.; Erker, G.; Wibbeling, B.; Fröhlich, R. *Eur. J. Org. Chem.* **1999**, 1831.

¹³⁰¹Vedejs, E.; Meier, G.P.; Snoble, K.A.J. *J. Am. Chem. Soc.* **1981**, *103*, 2823. See also, Nesmayanov, N.A.; Binshtok, E.V.; Reutov, O.A. *Doklad. Chem.* **1973**, *210*, 499.

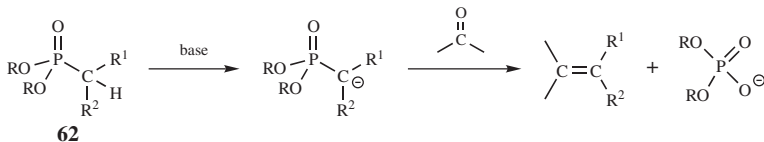
¹³⁰²Birum, G.H.; Matthews, C.N. *Chem. Commun.* **1967**, 137; Mazhar-Ul-Haque; Caughlan, C.N.; Ramirez, F.; Pilot, J.F.; Smith, C.P. *J. Am. Chem. Soc.* **1971**, *93*, 5229.

¹³⁰³Maryanoff, B.E.; Reitz, A.B.; Mutter, M.S.; Inners, R.R.; Almond Jr., H.R.; Whittle, R.R.; Olofson, R.A. *J. Am. Chem. Soc.* **1986**, *108*, 7664. See also, Piskala, A.; Rehan, A.H.; Schlosser, M. *Coll. Czech. Chem. Commun.* **1983**, *48*, 3539.

¹³⁰⁴McEwen, W.E.; Kumli, K.F.; Bladé-Font, A.; Zanger, M.; VanderWerf, C.A. *J. Am. Chem. Soc.* **1964**, *86*, 2378.

Betaines formed in this way can then be converted to the alkene, and this is one reason why betaine intermediates were long accepted in the Wittig reaction.

The Wittig reaction has also been carried out with phosphorus ylids other than phosphoranes, the most important being prepared from phosphonates, such as **62**.¹³⁰⁵



This method, sometimes called the *Horner–Emmons*, *Wadsworth–Emmons*, or *Wittig–Horner reaction*,¹³⁰⁶ has several advantages over the use of phosphoranes, including selectivity.¹³⁰⁷ These ylids are more reactive than the corresponding phosphoranes, and when R¹ or R² is an electron-withdrawing group, these compounds often react with ketones that are inert to phosphoranes. High pressure has been used to facilitate this reaction.¹³⁰⁸ In addition, the phosphorus product is a phosphate ester and hence soluble in water, unlike Ph₃PO, which makes it easy to separate it from the alkene product. Phosphonates are also cheaper than phosphonium salts and can easily be prepared by the *Arbuzov reaction*.¹³⁰⁹



Phosphonates have also been prepared from alcohols and (ArO)₂P(=O)Cl, NEt₃ and a TiCl₄ catalyst.¹³¹⁰ The reaction of (RO)₂P(=O)H and aryl iodides with a CuI catalyst leads to aryl phosphonates.¹³¹¹ Polymer-bound phosphonate esters have been used for olefination.¹³¹² Dienes are produced when allylic phosphonate esters react with aldehydes.¹³¹³

¹³⁰⁵Horner, L.; Hoffmann, H.; Wippel, H.G.; Klahre, G. *Chem. Ber.* **1959**, 92, 2499; Wadsworth, Jr., W.S.; Emmons, W.D. *J. Am. Chem. Soc.* **1961**, 83, 1733.

¹³⁰⁶For reviews, see Wadsworth, Jr., W.S. *Org. React.* **1977**, 25, 73; Stec, W.J. *Acc. Chem. Res.* **1983**, 16, 411; Walker, B.J., in Cadogan, J.I.G. *Organophosphorous Reagents in Organic Synthesis*, Academic Press, NY, **1979**, pp. 156–205; Dombrovskii, A.V.; Dombrovskii, V.A. *Russ. Chem. Rev.* **1966**, 35, 733; Boutagy, J.; Thomas, R. *Chem. Rev.* **1974**, 74, 87. For a convenient method of carrying out this reaction, see Seguneau, P.; Villieras, J. *Tetrahedron Lett.* **1988**, 29, 477, and other papers in this series.

¹³⁰⁷Motoyoshiya, J.; Kasaura, T.; Kokin, K.; Yokoya, S.-i.; Takaguchi, Y.; Narita, S.; Aoyama, H. *Tetrahedron* **2001**, 57, 1715.

¹³⁰⁸Has-Becker, S.; Bodmann, K.; Kreuder, R.; Santoni, G.; Rein, T.; Reiser, O. *Synlett* **2001**, 1395.

¹³⁰⁹Also known as the *Michaelis-Arbuzov rearrangement*. For reviews, see Petrov, A.A.; Dogadina, A.V.; Ionin, B.I.; Garibina, V.A.; Leonov, A.A. *Russ. Chem. Rev.* **1983**, 52, 1030; Bhattacharya, A.K.; Thyagarajan, G. *Chem. Rev.* **1981**, 81, 415. For related reviews, see Shokol, V.A.; Kozhushko, B.N. *Russ. Chem. Rev.* **1985**, 53, 98; Brill, T.B.; Landon, S.J. *Chem. Rev.* **1984**, 84, 577. See also, Kaboudin, B.; Balakrishna, M.S. *Synth. Commun.* **2001**, 31, 2773.

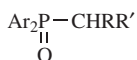
¹³¹⁰Jones, S.; Selitsianos, D. *Org. Lett.* **2002**, 4, 3671.

¹³¹¹Gelman, D.; Jiang, L.; Buchwald, S.L. *Org. Lett.* **2003**, 5, 2315.

¹³¹²Barrett, A.G.M.; Cramp, S.M.; Roberts, R.S.; Zecri, F.J. *Org. Lett.* **1999**, 1, 579.

¹³¹³Wang, Y.; West, F.G. *Synthesis* **2002**, 99.

Stereoselective alkenylation reactions have been achieved using chiral additives¹³¹⁴ or auxiliaries.¹³¹⁵ Ylids formed from phosphine oxides,



phosphonic acid bisamides, $(\text{R}_2\text{N})_2\text{POCHRR}'$,¹³¹⁶ and alkyl phosphonothionates, $(\text{MeO})_2\text{PSCHRR}'$,¹³¹⁷ share some of these advantages. Reagents, such as $\text{Ph}_2\text{POCH}_2\text{NR}'_2$, react with aldehydes or ketones (R_2COR^3) to give good yields of enamines ($\text{R}^2\text{R}^3\text{C}=\text{CHNR}$).¹³¹⁸ (*Z*)-Selective reagents are also known,¹³¹⁹ including the use of a di(2,2,2-trifluoroethoxy)phosphonate with KHMDS and 18-crown-6.¹³²⁰ An interesting intramolecular version of the Horner–Emmons reaction leads to alkynes.¹³²¹ The reaction of a functionalized aldehyde ($\text{R}-\text{CHO}$) with $(\text{MeO})_2\text{POCHN}_2$, leads to the alkyne ($\text{R}-\text{C}\equiv\text{CH}$).¹³²²

Some Wittig reactions give the (*Z*)-alkene; some the (*E*), and others give mixtures, and the question of which factors determine the stereoselectivity has been much studied.¹³²³ It is generally found that ylids containing stabilizing groups or formed from trialkylphosphines give (*E*)-alkenes. However, ylids formed from triarylphosphines and not containing stabilizing groups often give (*Z*) or a mixture of (*Z*) and (*E*)-alkenes.¹³²⁴ One explanation for this¹³²³ is that the reaction of the ylid with the carbonyl compound is a [2 + 2]-cycloaddition, which in order to be concerted must adopt the $[\pi_{2s} + \pi_{2a}]$ pathway. As we have seen earlier (p. 1225), this pathway leads to the formation of the more sterically crowded product, in this case the *Z* alkene. If this explanation is correct, it is not easy to explain the predominant formation of (*E*)

¹³¹⁴Mizuno, M.; Fujii, K.; Tomioka, K. *Angew. Chem. Int. Ed.* **1998**, *37*, 515. Also see, Arai, S.; Hamaguchi, S.; Shioiri, T. *Tetrahedron Lett.* **1998**, *39*, 2997. For a review of asymmetric Wittig-type reactions see Rein, T.; Pedersen, T.M. *Synthesis* **2002**, 579.

¹³¹⁵Abiko, A.; Masamune, S. *Tetrahedron Lett.* **1996**, *37*, 1077.

¹³¹⁶Corey, E.J.; Kwiatkowski, G.T. *J. Am. Chem. Soc.* **1968**, *90*, 6816; Corey, E.J.; Cane, D.E. *J. Org. Chem.* **1969**, *34*, 3053. For a chiral derivative, see Hanessian, S.; Beaudoin, S. *Tetrahedron Lett.* **1992**, *33*, 7655, 7659.

¹³¹⁷Corey, E.J.; Kwiatkowski, G.T. *J. Am. Chem. Soc.* **1966**, *88*, 5654.

¹³¹⁸Broekhof, N.L.J.M.; van der Gen, A. *Recl. Trav. Chim. Pays-Bas* **1984**, *103*, 305; Broekhof, N.L.J.M.; van Elburg, P.; Hoff, D.J.; van der Gen, A. *Recl. Trav. Chim. Pays-Bas* **1984**, *103*, 317.

¹³¹⁹Ando, K. *Tetrahedron Lett.* **1995**, *36*, 4105.

¹³²⁰Yu, W.; Su, M.; Jin, Z. *Tetrahedron Lett.* **1999**, *40*, 6725.

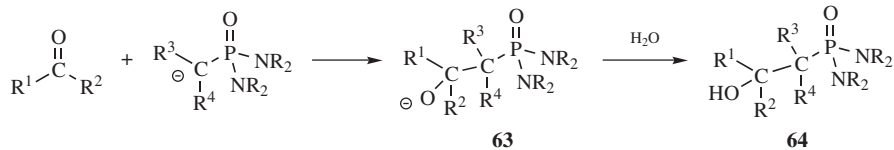
¹³²¹Nangia, A.; Prasuna, G.; Rao, P.B. *Tetrahedron Lett.* **1994**, *35*, 3755; Couture, A.; Deniau, E.; Gimbert, Y.; Grandclaoudon, P. *J. Chem. Soc. Perkin Trans. 1* **1993**, 2463.

¹³²²Hauske, J.R.; Dorff, P.; Julin, S.; Martinelli, G.; Bussolari, J. *Tetrahedron Lett.* **1992**, *33*, 3715.

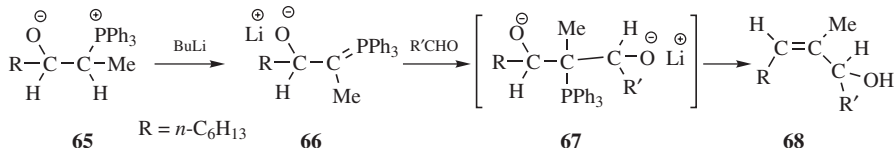
¹³²³For reviews of the stereochemistry of the Wittig reactions, see Maryanoff, B.E.; Reitz, A.B. *Chem. Rev.* **1989**, *89*, 863; Gosney, I.; Rowley, A.G., in Cadogan, J.I.G. *Organophosphorous Reagents in Organic Synthesis*, Academic Press, NY, **1979**, pp. 17–153; Reucroft, J.; Sammes, P.G. *Q. Rev. Chem. Soc.* **1971**, *25*, 135, see pp. 137–148, 169; Schlosser, M. *Top. Stereochem.* **1970**, *5*, 1. Also see Takeuchi, K.; Paschal, J.W.; Loncharich, R.J. *J. Org. Chem.* **1995**, *60*, 156.

¹³²⁴For cases where such an ylid gave (*E*)-alkenes, see Maryanoff, B.E.; Reitz, A.B.; Duhl-Emswiler, B.A. *J. Am. Chem. Soc.* **1985**, *107*, 217; Le Bigot, Y.; El Gharbi, R.; Delmas, M.; Gaset, A. *Tetrahedron* **1986**, *42*, 3813. For guidance in how to obtain the maximum yields of the *Z* product, see Schlosser, M.; Schaub, B.; de Oliveira-Neto, J.; Jeganathan, S. *Chimia* **1986**, *40*, 244.

products from stable ylids, but (*E*) compounds are of course generally thermodynamically more stable than the (*Z*) isomers, and the stereochemistry seems to depend on many factors.



The (*E/Z*) ratio of the product can often be changed by a change in solvent or by the addition of salts.¹³²⁵ Another way of controlling the stereochemistry of the product is by use of the aforementioned phosphonic acid bisamides. In this case, the betaine (**63**) does form and when treated with water gives the β-hydroxyphosphonic acid bisamides **64**, which can be crystallized and then cleaved to R¹R²C=CR³R⁴ by refluxing in benzene or toluene in the presence of silica gel.¹³¹⁶ **64** are generally formed as mixtures of diastereomers, and these mixtures can be separated by recrystallization. Cleavage of the two diastereomers gives the two isomeric alkenes. Optically active phosphonic acid bisamides have been used to give optically active alkenes.¹³²⁶ Another method of controlling the stereochemistry of the alkene [to obtain either the (*Z*) or (*E*) isomer] starting with a phosphine oxide (Ph₂POCH₂R), has been reported.¹³²⁷



In reactions where the betaine–lithium halide intermediate is present, it is possible to extend the chain further if a hydrogen is present α to the phosphorus. For example, reaction of ethylidnetriphenylphosphorane with heptanal at −78°C gave **65**, which with butyllithium gave the ylid **66**. Treatment of this with an aldehyde R'CHO gave the intermediate **67**, which after workup gave **68**.¹³²⁸ This reaction gives the unsaturated alcohols **68** stereoselectively. **66** also reacts with other electrophiles. For example, treatment of **66** with *n*-chlorosuccinimide or PhICl₂ gives the vinylic chloride RCH=CMeCl stereoselectively: NCS giving the *cis* and PhICl₂

¹³²⁵See, for example, Reitz, A.B.; Nortey, S.O.; Jordan, Jr., A.D.; Mutter, M.S.; Maryanoff, B.E. *J. Org. Chem.* **1986**, *51*, 3302.

¹³²⁶Hanessian, S.; Delorme, D.; Beaudoin, S.; Leblanc, Y. *J. Am. Chem. Soc.* **1984**, *106*, 5754; Rein, T.; Reiser, O. *Acta Chem. Scand. B*, **1996**, *50*, 369. For a review of asymmetric ylid reactions, see Li, A.-H.; Dai, L.-X.; Aggarwal, V.K. *Chem. Rev.* **1997**, *97*, 2341.

¹³²⁷Ayrey, P.M.; Warren, S. *Tetrahedron Lett.* **1989**, *30*, 4581.

¹³²⁸Corey, E.J.; Yamamoto, H. *J. Am. Chem. Soc.* **1970**, *92*, 226; Schlosser, M.; Coffinet, D. *Synthesis* **1972**, 575; Corey, E.J.; Ulrich, P.; Venkateswarlu, A. *Tetrahedron Lett.* **1977**, 3231; Schlosser, M.; Tuong, H.B.; Respondek, J.; Schaub, B. *Chimia* **1983**, *37*, 10.

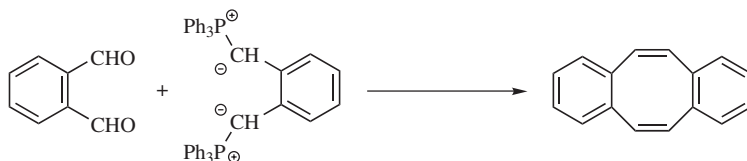
the trans isomer.¹³²⁹ The use of Br₂ and FClO₃ (see **12-4** for the explosive nature of this reagent) gives the corresponding bromides and fluorides, respectively.¹³³⁰ Reactions of **66** with electrophiles have been called *scoopy* reactions (α substitution plus carbonyl alkenylation via β -oxido phosphorus ylids).¹³³¹

The reaction of a phosphonate ester, DBU, NaI, and HMPA with an aldehyde leads to a conjugated ester with excellent (*Z*)-selectivity.¹³³² A (*Z*)-selective reaction was reported using a trifluoroethyl phosphonate in a reaction with an aldehyde and potassium *tert*-butoxide.¹³³³

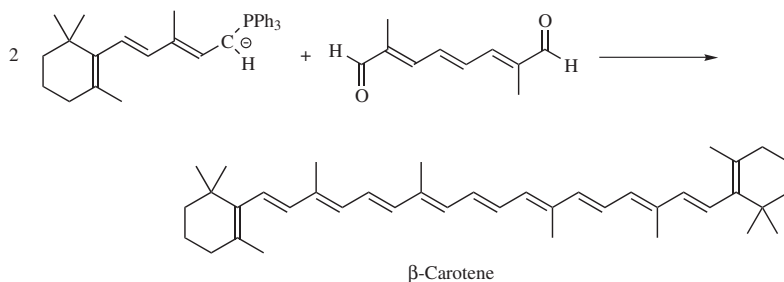
The Wittig reaction has been carried out intramolecularly, to prepare rings containing from 5 to 16 carbons,¹³³⁴ both by single ring closure



and double ring closure.¹³³⁵



The Wittig reaction has proved very useful in the synthesis of natural products, some of which are quite difficult to prepare in other ways.¹³³⁶ One example out of many is the synthesis of β -carotene.¹³³⁷



¹³²⁹Schlosser, M.; Christmann, K. *Synthesis* **1969**, 38; Corey, E.J.; Shulman, J.I.; Yamamoto, H. *Tetrahedron Lett.* **1970**, 447.

¹³³⁰Schlosser, M.; Christmann, K.-F. *Synthesis* **1969**, 38.

¹³³¹Schlosser, M. *Top. Stereochem.* **1970**, 5, 1, p. 22.

¹³³²Ando, K.; Oishi, T.; Hiramata, M.; Ohno, H.; Ibuka, T. *J. Org. Chem.* **2000**, 65, 4745.

¹³³³Touchard, F.P. *Tetrahedron Lett.* **2004**, 45, 5519.

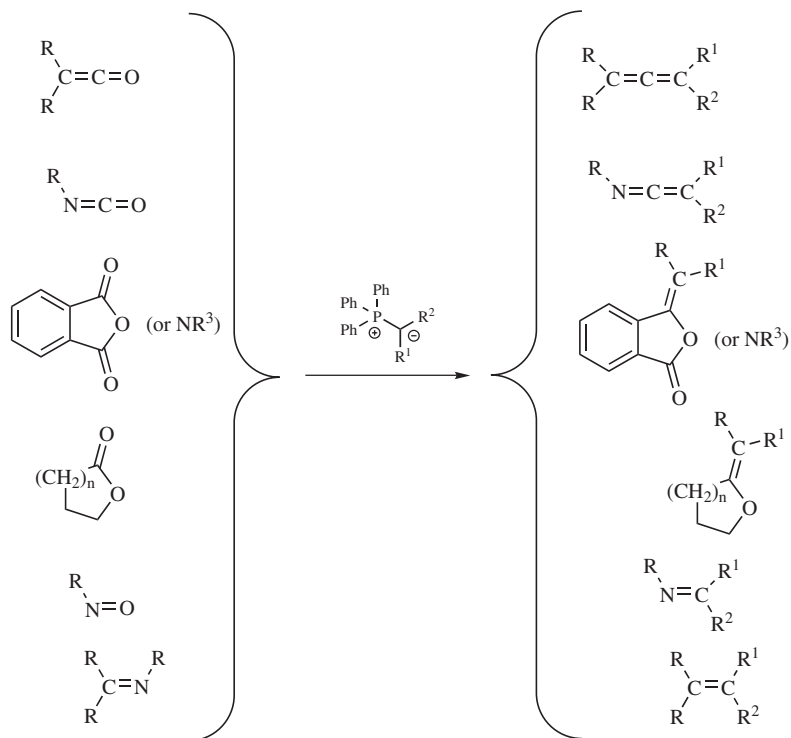
¹³³⁴For a review, see Becker, K.B. *Tetrahedron* **1980**, 36, 1717.

¹³³⁵For a review of these double-ring closures, see Vollhardt, K.P.C. *Synthesis* **1975**, 765.

¹³³⁶For a review of applications of the Wittig reaction to the synthesis of natural products, see Bestmann, H.J.; Vostrowsky, O. *Top. Curr. Chem.* **1983**, 109, 85.

¹³³⁷Wittig, G.; Pommer, H. German patent **1956**, 954,247, [*Chem. Abstr.* **1959**, 53, 2279].

Phosphorus ylids also react in a similar manner with the C=O bonds of ketenes,¹³³⁸ isocyanates,¹³³⁹ certain anhydrides¹³⁴⁰ lactones,¹³⁴¹ and imides,¹³⁴² the N=O of nitroso groups, and the C=N of imines,¹³⁴³ for example,



Phosphorus ylids react with carbon dioxide to give the isolable salts **69**,¹³⁴⁴ which can be hydrolyzed to the carboxylic acids **70** (thus achieving the conversion

¹³³⁸For example, see Aksnes, G.; Frøyen, P. *Acta Chem. Scand.* **1968**, 22, 2347.

¹³³⁹For example, see Frøyen, P. *Acta Chem. Scand. Ser. B* **1974**, 28, 586.

¹³⁴⁰See, for example, Abell, A.D.; Massy-Westropp, R.A. *Aust. J. Chem.* **1982**, 35, 2077; Kayser, M.M.; Breaux, L. *Can. J. Chem.* **1989**, 67, 1401. For a study of the mechanism, see Abell, A.D.; Clark, B.M.; Robinson, W.T. *Aust. J. Chem.* **1988**, 41, 1243.

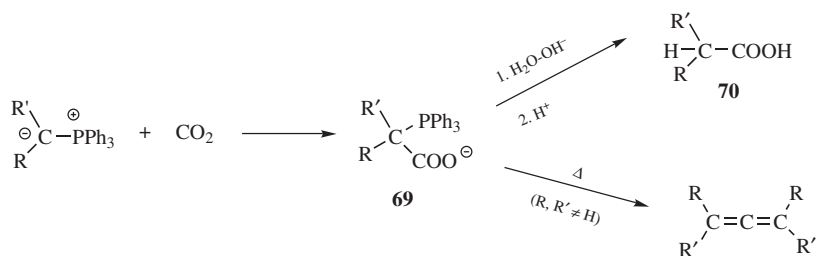
¹³⁴¹With microwave irradiation, see Sabitha, G.; Reddy, M.M.; Srinivas, D.; Yadov, J.S. *Tetrahedron Lett.* **1999**, 40, 165.

¹³⁴²For a review of the reactions with anhydrides and imides (and carboxylic esters, thiol esters, and amides), see Murphy, P.J.; Brennan, J. *Chem. Soc. Rev.* **1988**, 17, 1. For a review with respect to imides, see Flitsch, W.; Schindler, S.R. *Synthesis* **1975**, 685.

¹³⁴³Bestmann, H.J.; Seng, F. *Tetrahedron* **1965**, 21, 1373.

¹³⁴⁴Bestmann, H.J.; Denzel, T.; Salbaum, H. *Tetrahedron Lett.* **1974**, 1275.

$RR'CHX \rightarrow RR'CHCOOH$) or (if neither R nor R' is hydrogen) dimerized to allenes.

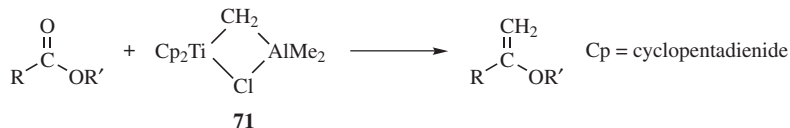


Although phosphorus ylids are most commonly used to alkenylation reactions, nitrogen ylids can occasionally be used. As an example, the reaction of *N*-benzyl-*N*-phenylpiperidinium bromide with base generated a N-ylid, which reacted with benzaldehyde to form styrene.¹³⁴⁵ The structure has been determined for an intermediate in an aza-Wittig reaction.¹³⁴⁶

OS V, 361, 390, 499, 509, 547, 751, 949, 985; VI, 358; VII, 164, 232; VIII, 265, 451; 75, 139, OS IX, 39, 230.

16-45 Tebbe, Petasis and Alternative Alkenylations

Methylene-de-oxo-bisubstitution



A useful alternative to phosphorus ylids are the titanium reagents, such as, **71**, prepared from dicyclopentadienyltitanium dichloride and trimethylaluminum.¹³⁴⁷ Treatment of a carbonyl compound with the titanium cyclopentadienide complex **71** (*Tebbe's reagent*) in toluene–THF containing a small amount of pyridine¹³⁴⁸ leads to the alkene. Dimethyltitanocene (Me_2TiCp_2), called the *Petasis reagent*, is a convenient and highly useful alternative to **71**.¹³⁴⁹ The mechanism of Petasis olefination has been examined.¹³⁵⁰ Tebbe's reagent and the Petasis reagent give good results with ketones.¹³⁵¹ An important feature of these new reagents is that

¹³⁴⁵Lawrence, N.J.; Beynek, H. *Synlett* **1998**, 497.

¹³⁴⁶Kano, N.; Hua, X.J.; Kawa, S.; Kawashima, T. *Tetrahedron Lett.* **2000**, 41, 5237.

¹³⁴⁷For a method of generating this reagent *in situ*, see Cannizzo, L.F.; Grubbs, R.H. *J. Org. Chem.* **1985**, 50, 2386.

¹³⁴⁸Tebbe, F.N.; Parshall, G.W.; Reddy, G.S. *J. Am. Chem. Soc.* **1978**, 100, 3611; Pine, S.H.; Pettit, R.J.; Geib, G.D.; Cruz, S.G.; Gallego, C.H.; Tijerina, T.; Pine, R.D. *J. Org. Chem.* **1985**, 50, 1212. See also, Clawson, L.; Buchwald, S.L.; Grubbs, R.H. *Tetrahedron Lett.* **1984**, 25, 5733; Clift, S.M.; Schwartz, J. *J. Am. Chem. Soc.* **1984**, 106, 8300.

¹³⁴⁹Petasis N.A.; Bzowej, E.I. *J. Am. Chem. Soc.* **1990**, 112, 6392.

¹³⁵⁰Meurer, E.C.; Santos, L.S.; Pilli, R.A.; Eberlin, M.N. *Org. Lett.* **2003**, 5, 1391.

¹³⁵¹Pine, S.H.; Shen, G.S.; Hoang, H. *Synthesis* **1991**, 165.

carboxylic esters and lactones¹³⁵² can be converted in good yields to the corresponding enol ethers. The enol ether can be hydrolyzed to a ketone (**10-6**), so this is also an indirect method for making the conversion $\text{RCOOR}' \rightarrow \text{RCOCH}_3$ (see also, **16-82**). Conjugated esters are converted to alkoxy-dienes with this reagent.¹³⁵³ Lactams, including β -lactams, are converted with alkylidene cycloamines (alkylidene azetidines from β -lactams, which are easily hydrolyzed to β -amino ketones).¹³⁵⁴

Besides stability and ease of preparation, another advantage of the Petasis reagent is that structural analogs can be prepared, including $\text{Cp}_2\text{Ti}(\text{C}_3\text{H}_5)_2$ ¹³⁵⁵ ($\text{C}_3\text{H}_5 = \text{cyclopropyl}$), $\text{CpTi}(\text{CH}_2\text{SiMe}_3)_3$,¹³⁵⁶ and $\text{Cp}_2\text{TiMe}(\text{CH}=\text{CH}_2)$.¹³⁵⁷ In another variation, 2 equivalents of $\text{Cp}_2\text{Ti}[\text{P}(\text{OEt})_3]_2$ reacted with a ketone in the presence of 1,1-diphenylthiocyclobutane to give the alkenylcyclobutane derivative.¹³⁵⁸ An alternative titanium reagent was prepared using TiCl_4 , magnesium metal and dichloromethane, reacting with both ketones¹³⁵⁹ and esters¹³⁶⁰ to give alkenes or vinyl ethers, respectively. Alkenes are generated from ketones and alkyl iodides in the presence of a catalytic amount of $\text{Cp}_2\text{Ti}[\text{POEt}_3]_2$.¹³⁶¹

α,α -Dibromosulfones ($\text{ArSO}_2\text{SHBr}_2$) react with ketones in the presence of Sm/SmI_2 and a CrCl_3 catalyst gives to corresponding vinyl sulfone.¹³⁶² Imides are converted to alkylidene lactams when treated with an alkyl halide, 2.5 equivalents of SmI_2 and a NiI_2 catalyst.¹³⁶³

Carboxylic esters undergo the conversion $\text{C}=\text{O} \rightarrow \text{C}=\text{CHR}$ ($\text{R} = \text{primary or secondary alkyl}$) when treated with RCHBr_2 , Zn ,¹³⁶⁴ and TiCl_4 in the presence of N,N,N',N' -tetramethylethylenediamine.¹³⁶⁵ Metal carbene complexes¹³⁶⁶ $\text{R}_2\text{C} = \text{ML}_n$ ($\text{L} = \text{ligand}$), where M is a transition metal, such as Zr , W , or Ta , have also been

¹³⁵²See Martínez, I.; Andrews, A.E.; Emch, J.D.; Ndakala, A.J.; Wang, J.; Howell, A.R.; Rheingold, A.L.; Figuero, J.S. *Org. Lett.* **2003**, 5, 399; Dollinger, L.M.; Ndakala, A.J.; Hashemzadeh, M.; Wang, G.; Wang, Y.; Martínez, K.; Arcari, J.T.; Galluzzo, D.J.; Howell, A.R.; Rheingold, A.L. Figuero, J.S.; *J. Org. Chem.* **1999**, 64, 7074.

¹³⁵³Petasis N.A.; Lu, S.-P. *Tetrahedron Lett.* **1995**, 36, 2393.

¹³⁵⁴Tehrani, K.A.; De Kimpe, N. *Tetrahedron Lett.* **2000**, 41, 1975. See Martínez, I.; Howell, A.R. *Tetrahedron Lett.* **2000**, 41, 5607.

¹³⁵⁵Petasis N.A.; Browej, E.I. *Tetrahedron Lett.* **1993**, 34, 943.

¹³⁵⁶Petasis N.A.; Akritopoulou, I. *Synlett* **1992**, 665.

¹³⁵⁷Petasis N.A.; Hu, Y.-H. *J. Org. Chem.* **1997**, 62, 782. Also see, Petasis N.A.; Straszewski, J.P.; Fu, D.-K. *Tetrahedron Lett.* **1995**, 36, 3619; Rahim, Md.A.; Taguchi, H.; Watanabe, M.; Fujiwara, T.; Takeda, T. *Tetrahedron Lett.* **1998**, 39, 2153; Petasis N.A.; Browej, E.I. *J. Org. Chem.* **1992**, 57, 1327.

¹³⁵⁸Fujiwara, T.; Iwasaki, N.; Takeda, T. *Chem. Lett.* **1998**, 741. For an example using a *gem*-dichloride, see Takeda, T.; Sasaki, R.; Fujiwara, T. *J. Org. Chem.* **1998**, 63, 7286.

¹³⁵⁹Yan, T.H.; Tsai, C.-C.; Chien, C.-T.; Cho, C.-C. Huang, P.-C. *Org. Lett.* **2004**, 6, 4961.

¹³⁶⁰Yan, T.-H.; Chien, C.-T.; Tsai, C.-C.; Lin, K.-W.; Wu, Y.-H. *Org. Lett.* **2004**, 6, 4965.

¹³⁶¹Takeda, T.; Shimane, K.; Ito, K.; Saeki, N.; Tsubouchi, A. *Chem. Commun.* **2002**, 1974.

¹³⁶²Liu, Y.; Wu, H.; Zhang, Y. *Synth. Commun.* **2001**, 31, 47.

¹³⁶³Farcas, S.; Namy, J.-L. *Tetrahedron Lett.* **2001**, 42, 879.

¹³⁶⁴Ishino, Y.; Mihara, M.; Nishihama, S.; Nishiguchi, I. *Bull. Chem. Soc. Jpn.* **1998**, 71, 2669.

¹³⁶⁵Okazoe, T.; Takai, K.; Oshima, K.; Utimoto, K. *J. Org. Chem.* **1987**, 52, 4410. For the reaction with $\text{CH}_2(\text{ZnI})_2$ with TiCl_2 , see Matsubara, S.; Ukai, K.; Mizuno, T.; Utimoto, K. *Chem. Lett.* **1999**, 825. This procedure is also successful for silyl esters, to give silyl enol ethers: Takai, K.; Kataoka, Y.; Okazoe, T.; Utimoto, K. *Tetrahedron Lett.* **1988**, 29, 1065.

¹³⁶⁶For a review of the synthesis of such complexes, see Aguero, A.; Osborn, J.A. *New J. Chem.* **1988**, 12, 111.

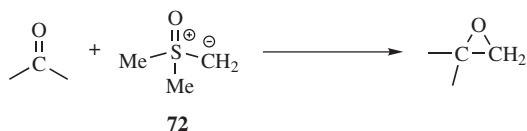
used to convert the C=O of carboxylic esters and lactones to CR₂.¹³⁶⁷ It is likely that the complex Cp₂Ti = CH₂ is an intermediate in the reaction with Tebbe's reagent.

There are a few other methods for converting ketones or aldehydes to alkenes. When a ketone is treated with CH₃CHBr₂/Sm/SmI₂, with a catalytic amount of CrCl₃, for example, the alkene is formed.¹³⁶⁸ α-Halo esters also react with CrCl₃ in the presence of a ketone to give vinyl halides.¹³⁶⁹ In another reaction, an aldehyde reacted with EtCHBr(OAc) in the presence of Zn/CrCl₃ to give the alkene.¹³⁷⁰ α-Diazo esters react with ketones in the presence of an iron catalyst to give the corresponding alkene.¹³⁷¹ α-Diazo silylalkanes react similarly in the presence of a rhodium catalyst.¹³⁷² Benzylic alcohols also react with α-diazo silylalkanes in the presence of a rhodium catalyst, to give alkenes after pretreatment with oxygen and a palladium catalyst.¹³⁷³ The react of aryl aldehydes and MeC(CO₂Et)₃, with a catalytic amount of phenol leads to the corresponding conjugated ethyl ester (ArCH=CHCO₂Et).¹³⁷⁴

OS VIII, 512, IX, 404; X, 355.

16-46 The Formation of Epoxides from Aldehydes and Ketones

(1 + 2)OC,CC-cyclo-Methylene-addition



Aldehydes and ketones can be converted to epoxides¹³⁷⁵ in good yields with the sulfur ylids dimethyloxosulfonium methylid (72) and dimethylsulfonium

¹³⁶⁷See, for example, Schrock, R.R. *J. Am. Chem. Soc.* **1976**, 98, 5399; Agüero, A.; Kress, J.; Osborn, J.A. *J. Chem. Soc., Chem. Commun.* **1986**, 531; Hartner, Jr., F.W.; Schwartz, J.; Clift, S.M. *J. Am. Chem. Soc.* **1990**, 105, 640.

¹³⁶⁸Matsubara, S.; Horiuchi, M.; Takai, K.; Utimoto, K. *Chem. Lett.* **1995**, 259.

¹³⁶⁹Barma, D.K.; Kundu, A.; Zhang, H.; Mioskowski, C.; Falck, J.R. *J. Am. Chem. Soc.* **2003**, 125, 3218.

¹³⁷⁰Knecht, M.; Boland, W. *Synlett* **1993**, 837.

¹³⁷¹Chen, Y.; Huang, L.; Zhang, X.P. *Org. Lett.* **2003**, 5, 2493; Mirafzal, G.A.; Cheng, G.; Woo, L.K. *J. Am. Chem. Soc.* **2002**, 124, 176; Aggarwal, V.K.; Fulton, J.R.; Sheldon, C.G.; de Vincente, J. *J. Am. Chem. Soc.* **2003**, 125, 6034.

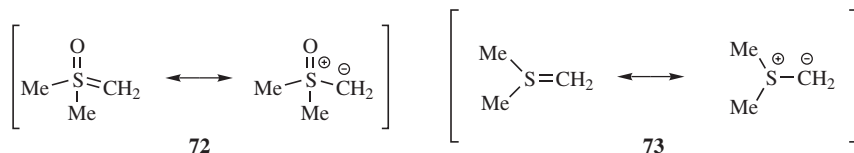
¹³⁷²Lebel, H.; Guay, D.; Paquet, V.; Huard, K. *Org. Lett.* **2004**, 6, 3047. For a synthesis of dienes from conjugated aldehydes, see Lebel, H.; Paquet, V. *J. Am. Chem. Soc.* **2004**, 126, 320.

¹³⁷³Lebel, H.; Paquet, V. *J. Am. Chem. Soc.* **2004**, 126, 11152.

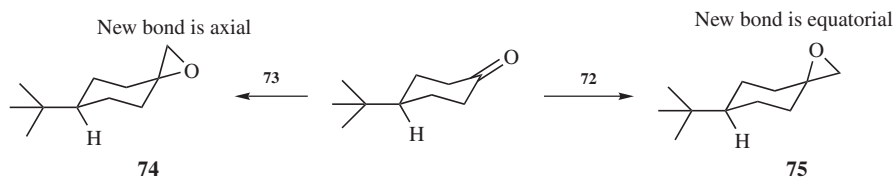
¹³⁷⁴Kumar, H.M.S.; Rao, M.S.; Joyasawal, S.; Yadav, J.S. *Tetrahedron Lett.* **2003**, 44, 4287.

¹³⁷⁵For reviews, see Block, E. *Reactions of Organosulfur Compounds*, Academic Press, NY, **1978**, pp. 101–105; Berti, G. *Top. Stereochem.* **1973**, 7, 93, 218–232. For a list of reagents, with references, see Larock, R.C. *Comprehensive Organic Transformations*, 2nd ed., Wiley-VCH, NY, **1999**, pp. 944–951.

methylid (73).¹³⁷⁶ For most purposes, 72 is the



reagent of choice, because 73 is much less stable and ordinarily must be used as soon as it is formed, while 72 can be stored several days at room temperature. When diastereomeric epoxides can be formed, 73 usually attacks from the more hindered and 72 from the less-hindered side. Thus, 4-*tert*-butylcyclohexanone, treated with 72 gave exclusively 75 while 73 gave mostly 74.¹³⁷⁷ Another difference in behavior between the



two reagents is that with α,β -unsaturated ketones, 72 gives only cyclopropanes (reaction 15-64), while 73 gives oxirane formation. Other sulfur ylids have been used in an analogous manner, to transfer CHR or CR₂.¹³⁷⁸ High yields have been achieved by the use of sulfonium ylids anchored to insoluble polymers under phase-transfer conditions.¹³⁷⁹ A solvent-free version of this reaction has been developed using powdered K *tert*-butoxide and Me₃S⁺I⁻.¹³⁸⁰ Note that treatment of epoxides with 2 equivalents of Me₂S=CH₂ leads to allylic alcohols.¹³⁸¹ Other sulfur ylids convert aldehydes to epoxides, including the one generated *in situ* from RR'S⁺CH₂COO⁻.¹³⁸² Chiral sulfur ylids¹³⁸³ have been prepared, giving

¹³⁷⁶For reviews, see House, H.O. *Modern Synthetic Reactions*, 2nd ed., W.A. Benjamin, NY, 1972, pp. 709–733; Durst, T. *Adv. Org. Chem.* **1969**, 6, 285, see pp. 321–330. For a monograph on sulfur ylids, see Trost, B.M.; Melvin, Jr., L.S. *Sulfur Ylids*; Academic Press, NY, 1975.

¹³⁷⁷Corey, E.J.; Chaykovsky, M. *J. Am. Chem. Soc.* **1965**, 87, 1353.

¹³⁷⁸Adams, J.; Hoffman, Jr., L.; Trost, B.M. *J. Org. Chem.* **1970**, 35, 1600; Yoshimine, M.; Hatch, M.J. *J. Am. Chem. Soc.* **1967**, 89, 5831; Braun, H.; Huber, G.; Kresze, G. *Tetrahedron Lett.* **1973**, 4033; Corey, E.J.; Jautelat, M.; Oppolzer, W. *Tetrahedron Lett.* **1967**, 2325.

¹³⁷⁹Farrall, M.J.; Durst, T.; Fréchet, J.M.J. *Tetrahedron Lett.* **1979**, 203.

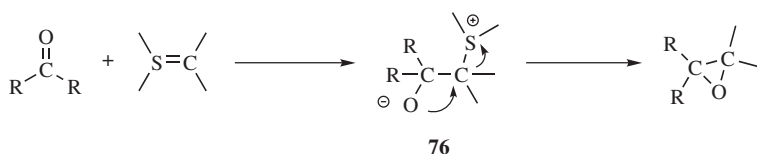
¹³⁸⁰Toda, F.; Kanemoto, K. *Heterocycles* **1997**, 46, 185.

¹³⁸¹Harnett, J.J.; Alcaraz, L.; Mioskowski, C.; Martel, J.P.; Le Gall, T.; Shin, D.-S.; Falck, J.R. *Tetrahedron Lett.* **1994**, 35, 2009; Alcaraz, L.; Harnett, J.J.; Mioskowski, C.; Martel, J.P.; Le Gall, T.; Shin, D.-S.; Falck, J.R. *Tetrahedron Lett.* **1994**, 35, 5449. Also see, Alcaraz, L.; Harnett, J.J.; Mioskowski, C.; Martel, J.P. Le Gall, T.; Shin, D.-S.; Falck, J.R. *Tetrahedron Lett.* **1994**, 35, 5453 for generation of alkenes from Me₂S=CH₂ and alkyl halides or mesylates.

¹³⁸²Forbes, D.C.; Standen, M.C.; Lewis, D.L. *Org. Lett.* **2003**, 5, 2283.

¹³⁸³See Aggarwal, V.K.; Angeland, R.; Bihan, D.; Blackburn, P.; Fieldhouse, R.; Fonguerna, S.J.; Ford, G.D.; Hynd, G.; Jones, E.; Jones, R.V.H.; Jubault, P.; Palmer, M.J.; Ratcliffe, P.D.; Adams, H. *J. Chem. Soc., Perkin Trans. 1* **2001**, 2604.

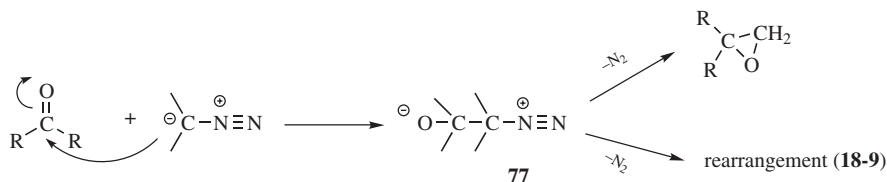
the epoxide with good asymmetric induction.¹³⁸⁴ Chiral selenium ylids have been used in a similar manner.¹³⁸⁵



The generally accepted mechanism for the reaction between sulfur ylids and aldehydes or ketone is formation of **76**, with displacement of the Me₂S leaving group by the alkoxide.¹³⁸⁶ This mechanism is similar to that of the reaction of sulfur ylids with C=C double bonds (**15-64**).¹³⁸⁷ The stereochemical difference in the behavior of **72** and **73** has been attributed to formation of the betaine **76** being reversible for **72**, but not for the less stable **73**, so that the more-hindered product is the result of kinetic control and the less-hindered of thermodynamic control.¹³⁸⁸

Phosphorus ylids do not give this reaction, but give **16-44** instead.

Aldehydes and ketones can also be converted to epoxides by treatment with a diazoalkane,¹³⁸⁹ most commonly diazomethane, but an important side reaction is the formation of an aldehyde or ketone with one more carbon than the starting compound (reaction **18-9**). The reaction can be carried out with many aldehydes, ketones, and quinones, usually with a rhodium catalyst.¹³⁹⁰ A mechanism that accounts for both products is



Compound **77** or nitrogen-containing derivatives of it have sometimes been isolated.

An alternative route to epoxides from ketones uses α -chloro sulfones and potassium *tert*-butoxide to give α,β -epoxy sulfones.¹³⁹¹ A similar reaction was reported

¹³⁸⁴Baird, C.P.; Taylor, P.C. *J. Chem. Soc. Perkin Trans. 1* **1998**, 3399; Domingo, V.M.; Castañer, J. *J. Chem. Soc., Chem. Commun.* **1995**, 893; Hayakawa, R.; Shimizu, M. *Synlett* **1999**, 1328; Zanardi, J.; Lriverend, C.; Aubert, D.; Julienne, K.; Metzner, P. *J. Org. Chem.* **2001**, *66*, 5620; Saito, T.; Akiba, D.; Sakairi, M.; Kanazawa, S. *Tetrahedron Lett.* **2001**, *42*, 57; Winn, C.L.; Bellenie, B.R.; Goodman, J.M. *Tetrahedron Lett.* **2002**, *43*, 5427.

¹³⁸⁵See Takada, H.; Metzner, P.; Philouze, C. *Chem. Commun.* **2001**, 2350.

¹³⁸⁶See Aggarwal, V.K.; Harvery, J.N.; Richardson, J. *J. Am. Chem. Soc.* **2002**, *124*, 5747.

¹³⁸⁷See, for example, Townsend, J.M.; Sharpless, K.B. *Tetrahedron Lett.* **1972**, 3313; Johnson, C.R.; Schroeck, C.W.; Shanklin, J.R. *J. Am. Chem. Soc.* **1973**, *95*, 7424.

¹³⁸⁸Johnson, C.R.; Schroeck, C.W.; Shanklin, J.R. *J. Am. Chem. Soc.* **1973**, *95*, 7424.

¹³⁸⁹For a review, see Gutsche, C.D. *Org. React.* **1954**, *8*, 364.

¹³⁹⁰See Davies, H.M.L.; De Meese, J. *Tetrahedron Lett.* **2001**, *42*, 6803.

¹³⁹¹Mąkosza, M.; Urbańska, N.; Chesnokov, A.A. *Tetrahedron Lett.* **2003**, *44*, 1473.

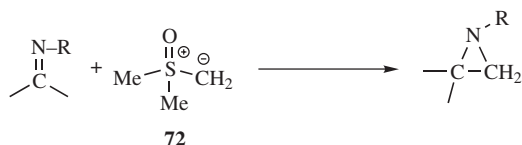
using KOH and 10% of a chiral phase-transfer agent, giving moderate enantioselectivity in the epoxy sulfone product.¹³⁹²

Dihalocarbenes and carbenoids, which readily add to C=C bonds (**15-64**), do not generally add to the C=O bonds of ordinary aldehydes and ketones.¹³⁹³ See also, **16-91**.

OS V, 358, 755.

16-47 The Formation of Aziridines from Imines

(1 + 2)NC,CC-cyclo-Methylene-addition



Just as sulfur ylids react with the carbonyl of an aldehyde or ketone to give an epoxide, tellurium ylids react with imines to give an aziridine. The reaction of an allylic tellurium salt, $\text{RCH}=\text{CHCH}_2\text{Te}^+\text{Bu}_2 \text{Br}^-$, with lithium hexamethyldisilazide in HMPA/toluene leads to the tellurium ylid via deprotonation. In the presence of an imine, the ylid add to the imine and subsequent displacement of Bu_2Te generates an aziridine with a pendant vinyl group.¹³⁹⁴

16-48 The Formation of Episulfides and Episulfones¹³⁹⁵



Epoxides can be converted directly to episulfides by treatment with NH_4SCN and ceric ammonium nitrate.¹³⁹⁶ Diazoalkanes, treated with sulfur, give episulfides.¹³⁹⁷ It is likely that $\text{R}_2\text{C}=\text{S}$ is an intermediate, which is attacked by another molecule of diazoalkane, in a process similar to that shown in **16-46**. Thioketones *do* react with diazoalkanes to give episulfides.¹³⁹⁸ Thioketones have also been converted to episulfides with sulfur ylids.¹³⁷⁷ Carbenes, such as the dichlorocarbene from CHCl_3 and base, react with thioketones to give an

¹³⁹²Arai, S.; Shioiri, T. *Tetrahedron* **2002**, *58*, 1407.

¹³⁹³For exceptions, see Greuter, H.; Winkler, T.; Bellus, D. *Helv. Chim. Acta* **1979**, *62*, 1275; Sadhu, K.M.; Matteson, D.S. *Tetrahedron Lett.* **1986**, *27*, 795; Araki, S.; Butsugan, Y. *J. Chem. Soc., Chem. Commun.* **1989**, 1286.

¹³⁹⁴Liao, W.-W.; Deng, X.-M.; Tang, Y. *Chem. Commun.* **2004**, 1516.

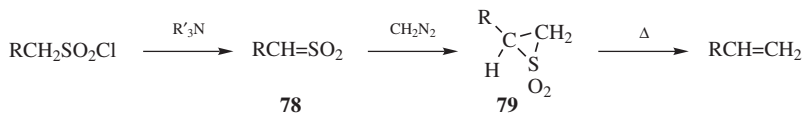
¹³⁹⁵For a review, see Muller, L.L.; Hamer, J. *1,2-Cycloaddition Reactions*, Wiley, NY, **1967**, pp. 57–86.

¹³⁹⁶Iranpoor, N.; Kazemi, F. *Synthesis* **1996**, 821.

¹³⁹⁷Schönberg, A.; Frese, E. *Chem. Ber.* **1962**, *95*, 2810.

¹³⁹⁸For example, see Beiner, J.M.; Lecadet, D.; Paquer, D.; Thuillier, A. *Bull. Soc. Chim. Fr.* **1973**, 1983.

α,α -dichloro episulfide.¹³⁹⁹

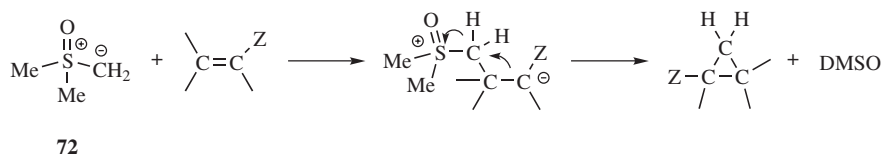


Alkanesulfonyl chlorides, when treated with diazomethane in the presence of a base (usually a tertiary amine), give episulfones (**79**).¹⁴⁰⁰ The base removes HCl from the sulfonyl halide to produce the highly reactive sulfene (**78**) (**17-14**), which then adds CH_2 . The episulfone can then be heated to give off SO_2 (**17-20**), making the entire process a method for achieving the conversion $\text{RCH}_2\text{SO}_2\text{Cl} \rightarrow \text{RCH}=\text{CH}_2$.¹⁴⁰¹

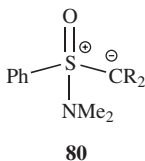
OS V, 231, 877.

16-49 Cyclopropanation of Conjugated Carbonyl Compounds

Double-bond compounds that undergo the Michael reaction (**15-24**) can be converted to cyclopropane derivatives with sulfur ylids.¹⁴⁰² Among the most common of these is dimethylloxosulfonium methylid



72,¹⁴⁰³ which is widely used to transfer CH_2 to activated double bonds, but other sulfur ylids



¹³⁹⁹Mlosteń, G.; Romański, J.; Swiątek, A.; Hemgartner, H. *Helv. Chim. Acta* **1999**, 82, 946.

¹⁴⁰⁰Opitz, G.; Fischer, K. *Angew. Chem. Int. Ed.* **1965**, 4, 70.

¹⁴⁰¹For a review of this process, see Fischer, N.S. *Synthesis* **1970**, 393.

¹⁴⁰²For a monograph on sulfur ylids, see Trost, B.M.; Melvin Jr., L.S. *Sulfur Ylids*, Academic Press, NY, **1975**. For reviews, see Fava, A., in Bernardi, F.; Csizmadia, I.G.; Mangini, A. *Organic Sulfur Chemistry*, Elsevier, NY, **1985**, pp. 299–354; Belkin, Yu.V.; Polezhaeva, N.A. *Russ. Chem. Rev.* **1981**, 50, 481; Block, E., in Stirling, C.J.M. *The Chemistry of the Sulphonium Group*, pt. 2, Wiley, NY, **1981**, pp. 680–702; Block, E. *Reactions of Organosulfur Compounds*, Academic Press, NY, **1978**, pp. 91–127. See also, Mamai, A.; Madalengoitia, J.S. *Tetrahedron Lett.* **2000**, 41, 9009.

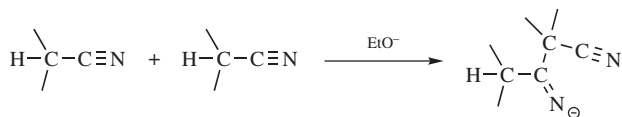
¹⁴⁰³Truce, W.E.; Badiger, V.V. *J. Org. Chem.* **1964**, 29, 3277; Corey, E.J.; Chaykovsky, M. *J. Am. Chem. Soc.* **1965**, 87, 1353; Agami, C.; Prevost, C. *Bull. Soc. Chim. Fr.* **1967**, 2299. For a review of this reagent, see Gololobov, Yu.G.; Nesmeyanov, A.N.; Lysenko, V.P.; Boldeskul, I.E. *Tetrahedron* **1987**, 43, 2609.

have also been used. A combination of DMSO and KOH in an ionic liquid converts conjugated ketones to α,β -cyclopropyl ketones.¹⁴⁰⁴ Both CHR and CR₂ can be added in a similar manner with certain nitrogen-containing compounds. For example, ylids,¹⁴⁰⁵ such as **80**, add various groups to activated double bonds.¹⁴⁰⁶ Sulfur ylids react with allylic alcohols in the presence of MnO₂ and molecular sieve 4 Å to give the cyclopropyl aldehyde.¹⁴⁰⁷ Similar reactions have been performed with phosphorus ylids,¹⁴⁰⁸ with pyridinium ylids,¹⁴⁰⁹ and with the compounds (PhS)₃CLi and Me₃Si(PhS)₂CLi.¹⁴¹⁰ The reactions with ylids such as these involve of course nucleophilic acyl addition.

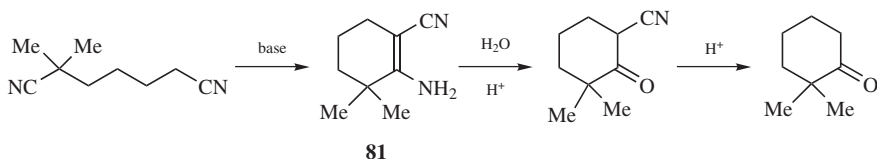
Other reagents can be used to convert an aldehyde or ketone to a cyclopropane derivative. Conjugated ketones react with Cp₂Zr(CH₂—CH₂) and PMe₃ to give a vinyl cyclopropane derivative after treatment with aqueous sulfuric acid.¹⁴¹¹

16-50 The Thorpe Reaction

N-Hydro-C-(α -cyanoalkyl)-addition



In the *Thorpe reaction*, the α carbon of one nitrile molecule is added to the CN carbon of another, so this reaction is analogous to the aldol reaction (16-34). The C=NH bond is, of course, hydrolyzable (16-2), so β -keto nitriles can be prepared in this manner. The Thorpe reaction can be done intramolecularly, in which case it is



¹⁴⁰⁴In bmim PF₆, 1-butyl-3-methylimidazolium hexafluorophosphate: Chandrasekhar, S.; Jagadeshwar, N.V.; Reddy, K.V. *Tetrahedron Lett.* **2003**, *44*, 3629.

¹⁴⁰⁵For a review of sulfoximides (R₂S(O)NR₂) and ylids derived from them, see Kennewell, P.D.; Taylor, J.B. *Chem. Soc. Rev.* **1980**, *9*, 477.

¹⁴⁰⁶For reviews, see Johnson, C.R. *Aldrichimica Acta* **1985**, *18*, 1; *Acc. Chem. Res.* **1973**, *6*, 341; Kennewell, P.D.; Taylor, J.B. *Chem. Soc. Rev.* **1975**, *4*, 189; Trost, B.M. *Acc. Chem. Res.* **1974**, *7*, 85.

¹⁴⁰⁷Oswald, M.F.; Raw, S.A.; Taylor, R.J.K. *Org. Lett.* **2004**, *6*, 3997.

¹⁴⁰⁸Bestmann, H.J.; Seng, F. *Angew. Chem. Int. Ed.* **1962**, *1*, 116; Grieco, P.A.; Finkelhor, R.S. *Tetrahedron Lett.* **1972**, 3781.

¹⁴⁰⁹Shestopalov, A.M.; Sharanin, Yu.A.; Litvinov, V.P.; Nefedov, O.M. *J. Org. Chem. USSR* **1989**, *25*, 1000.

¹⁴¹⁰Cohen, T.; Myers, M. *J. Org. Chem.* **1988**, *53*, 457.

¹⁴¹¹Bertus, P.; Gandon, V.; Szymoniak, J. *Chem. Commun.* **2000**, 171.

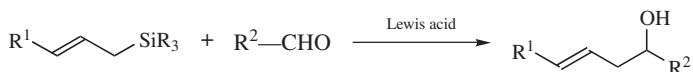
called the *Thorpe-Ziegler reaction*.¹⁴¹² This is a useful method for closing large rings. Yields are high for five- to eight-membered rings, fall off to about zero for rings of nine to thirteen members, but are high again for fourteen-membered and larger rings, if high-dilution techniques are employed. The product in the Thorpe-Ziegler reaction is not the imine, but the tautomeric enamine, for example, **81**; if desired this can be hydrolyzed to an α -cyano ketone (**16-2**), which can in turn be hydrolyzed and decarboxylated (**16-4**, **12-40**). Other active-hydrogen compounds can also be added to nitriles.¹⁴¹³

OS VI, 932.

H. Other Carbon or Silicon Nucleophiles

16-51 Addition of Silanes

O-Hydro-C-alkyl-addition



Allylic silanes react with aldehydes, in the presence of Lewis acids, to give a homoallylic alcohol.¹⁴¹⁴ In the case of benzylic silanes, this addition reaction has been induced with $\text{Mg}(\text{ClO}_4)_2$ under photochemical conditions.¹⁴¹⁵ Cyclopropyl-carbinyl silanes add to acetals in the presence of TMSOTf to give a homoallylic alcohol.¹⁴¹⁶ Allyltrichlorosilane adds an allyl group to an aldehyde in the presence of a cyclic urea and AgOTf .¹⁴¹⁷ The addition of chiral additives leads to the alcohol with good asymmetric induction.¹⁴¹⁸ In a related reaction, allylic silanes react with acyl halides to produce the corresponding carbonyl derivative. The reaction of phenyl chloroformate, allyltrimethylsilane and AlCl_3 , for example, gave phenyl but-3-enoate.¹⁴¹⁹

Allylic silanes also add to imines, in the presence of TiCl_4 , to give amines.¹⁴²⁰

¹⁴¹²For a monograph, see Taylor, E.C.; McKillop, A. *The Chemistry of Cyclic Enaminonitriles and ortho-Amino Nitriles*, Wiley, NY, **1970**. For a review, see Schaefer, J.P.; Bloomfield, J.J. *Org. React.* **1967**, *15*, 1.

¹⁴¹³See, for example, Josey, A.D. *J. Org. Chem.* **1964**, *29*, 707; Barluenga, J.; Fustero, S.; Rubio, V.; Gotor, V. *Synthesis* **1977**, 780; Hiyama, T.; Kobayashi, K. *Tetrahedron Lett.* **1982**, *23*, 1597; Gewald, K.; Bellmann, P.; Jansch, H. *Liebigs Ann. Chem.* **1984**, 1702; Page, P.C.B.; van Niel, M.B.; Westwood, D. *J. Chem. Soc. Perkin Trans. 1* **1988**, 269.

¹⁴¹⁴Panek, J.S.; Liu, P. *Tetrahedron Lett.* **1997**, *38*, 5127.

¹⁴¹⁵Fukuzumi, S.; Okamoto, T.; Otera, J. *J. Am. Chem. Soc.* **1994**, *116*, 5503.

¹⁴¹⁶Braddock, D.C.; Badine, D.M.; Gottschalk, T. *Synlett* **2001**, 1909.

¹⁴¹⁷Chataigner, I.; Piarulli, U.; Gennari, C. *Tetrahedron Lett.* **1999**, *40*, 3633.

¹⁴¹⁸Ishihara, K.; Mouri, M.; Gao, Q.; Maruyama, T.; Furuta, K.; Yamamoto, H. *J. Am. Chem. Soc.* **1993**, *115*, 11490.

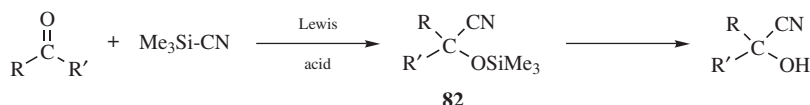
¹⁴¹⁹Mayr, H.; Gabriel, A.O.; Schumacher, R. *Liebigs Ann. Chem.* **1995**, 1583.

¹⁴²⁰Kercher, T.; Livinghouse, T. *J. Am. Chem. Soc.* **1996**, *118*, 4200.

16-52 The Formation of Cyanohydrins

O-Hydro-*C*-cyano-addition

The addition of HCN to aldehydes or ketones produces cyanohydrins.¹⁴²¹ This is an equilibrium reaction, and for aldehydes and aliphatic ketones the equilibrium lies to the right; therefore the reaction is quite feasible, except with sterically hindered ketones such as diisopropyl ketone. However, ketones ArCOR give poor yields, and the reaction cannot be carried out with ArCOAr since the equilibrium lies too far to the left. With aromatic aldehydes the benzoin condensation (16-55) competes. With α,β -unsaturated aldehydes and ketones, 1,4-addition competes (15-38). The reaction has been carried out enantioselectively: optically active cyanohydrins were prepared with the aid of optically active catalysts.¹⁴²² Hydrogen cyanide adds to aldehydes in the presence of a lyase to give the cyanohydrin with good enantioselectivity.¹⁴²³ Cyanohydrins have been formed using a lyase in an ionic liquid.¹⁴²⁴



Ketones of low reactivity, such as ArCOR, can be converted to cyanohydrins by treatment with diethylaluminum cyanide (Et₂AlCN) (see OS VI, 307) or, indirectly, with cyanotrimethylsilane (Me₃SiCN)¹⁴²⁵ in the presence of a Lewis acid or base,¹⁴²⁶

¹⁴²¹For reviews, see Friedrich, K., in Patai, S.; Rappoport, Z. *The Chemistry of Functional Groups, Supplement C*, pt. 2, Wiley, NY, **1983**, pp. 1345–1390; Friedrich, K.; Wallenfels, K., in Rappoport, Z. *The Chemistry of the Cyano Group*, Wiley, NY, **1970**, pp. 72–77.

¹⁴²²See Minamikawa, H.; Hayakawa, S.; Yamada, T.; Iwasawa, N.; Narasaka, K. *Bull. Chem. Soc. Jpn.* **1988**, *61*, 4379; Jackson, W.R.; Jayatilake, G.S.; Matthews, B.R.; Wilshire, C. *Aust. J. Chem.* **1988**, *41*, 203; Garner, C.M.; Fernández, J.M.; Gladysz, J.A. *Tetrahedron Lett.* **1989**, *30*, 3931; Mori, A.; Ikeda, Y.; Kinoshita, K.; Inoue, S. *Chem. Lett.* **1989**, 2119; Kobayashi, S.; Tsuchiya, Y.; Mukaiyama, T. *Chem. Lett.* **1991**, 541; Gröger, H.; Capan, E.; Barthuber, A.; Vorlop, K.-D. *Org. Lett.* **2001**, *3*, 1969, and references cited therein. For a review, see Brune, J.-M.; Holmes, I.P. *Angew. Chem. Int. Ed.* **2004**, *43*, 2752.

¹⁴²³Gerrits, P.J.; Marcus, J.; Birikaki, L.; van der Gen, A. *Tetrahedron Asymmetry* **2001**, *12*, 971.

¹⁴²⁴In bmim BF₄, 1-butyl-3-methylimidazolium tetrafluoroborate: Gaisberger, R.P.; Fechter, M.H.; Griengl, H. *Tetrahedron Asymmetry* **2004**, *15*, 2959.

¹⁴²⁵For reviews of Me₃SiCN and related compounds, see Rasmussen, J.K.; Heilmann, S.M.; Krepski, L. *Adv. Silicon Chem.* **1991**, *1*, 65; Groutas, W.C.; Felker, D. *Synthesis* **1980**, 861. For procedures using Me₃SiCl and ⁻CN instead of Me₃SiCN, see Yoneda, R.; Santo, K.; Harusawa, S.; Kurihara, T. *Synthesis* **1986**, 1054; Sukata, K. *Bull. Chem. Soc. Jpn.* **1987**, *60*, 3820.

¹⁴²⁶Kobayashi, S.; Tsuchiya, Y.; Mukaiyama, T. *Chem. Lett.* **1991**, 537; Belokon', Y.; Flego, M.; Ikonnikov, N.; Moscalenko, M.; North, M.; Orizu, C.; Tararov, V.; Tasinazzo, M. *J. Chem. Soc. Perkin Trans. 1* **1997**, 1293; Wada, M.; Takahashi, T.; Domae, T.; Fukuma, T.; Miyoshi, N.; Smith, K. *Tetrahedron Asymmetry*, **1997**, *8*, 3939; Kanai, M.; Hamashima, Y.; Shibasaki, M. *Tetrahedron Lett.* **2000**, *41*, 2405. The reaction works in some cases without a Lewis acid, see Manju, K.; Trehan, S. *J. Chem. Soc. Perkin Trans. 1* **1995**, 2383.

followed by hydrolysis of the resulting *O*-trimethylsilyl cyanohydrin **82**. Solvent-free conditions have been reported using TMSCN, an aldehydes and potassium carbonate.¹⁴²⁷ Amine *N*-oxides catalyze the reaction¹⁴²⁸ as does tetrabutylammonium cyanide.¹⁴²⁹ Lithium perchlorate in ether facilitates this reaction.¹⁴³⁰ With MgBr₂ as a catalyst, the reaction proceeds to good syn selectivity.¹⁴³¹ Other useful catalysts include platinum complexes,¹⁴³² Ti(O*i*Pr)₄,¹⁴³³ and InBr₃.¹⁴³⁴ When TiCl₄ is used, the reaction between Me₃SiCN and aromatic aldehydes or ketones gives α -chloro nitriles (ClCRR'-CN).¹⁴³⁵ The use of chiral additives in this latter reaction leads to cyanohydrins with good asymmetric induction.¹⁴³⁶ Sulfoximine–titanium reagents have been used in enantioselective trimethylsilyl cyanations of aldehydes.¹⁴³⁷ Chiral transition-metal catalysts have been used to give *O*-trialkylsilyl cyanohydrins with good enantioselectivity, including titanium complexes¹⁴³⁸ as well as complexes of other metals.¹⁴³⁹ A vanadium catalysts has been used in an ionic liquid.¹⁴⁴⁰ Note that the reaction of an aldehyde and TMSCN in the presence of aniline and a BiCl₃ catalyst leads to an α -cyano amine.¹⁴⁴¹ α -Cyano amines are also formed by the reaction of an aldehyde with (Et₂N)₂BCN.¹⁴⁴²

¹⁴²⁷He, B.; Li, Y.; Feng, X.; Zhang, G. *Synlett* **2004**, 1776.

¹⁴²⁸Shen, Y.; Feng, X.; Li, Y.; Zhang, G.; Jiang, Y. *Tetrahedron* **2003**, *59*, 5667. See Bakendale, I.R.; Ley, S.V.; Sneddon, H.F. *Synlett* **2002**, 775; Shen, Y.; Feng, X.; Li, Y.; Zhang, G.; Jiang, Y. *Eur. J. Org. Chem.* **2004**, 129.

¹⁴²⁹Amurrio, I.; Córdoba, R.; Csáký, A.G.; Plumet, J. *Tetrahedron* **2004**, *60*, 10521.

¹⁴³⁰Jenner, G. *Tetrahedron Lett.* **1999**, *40*, 491.

¹⁴³¹Ward, D.E.; Hrapchak, M.J.; Sales, M. *Org. Lett.* **2000**, *2*, 57.

¹⁴³²Fossey, J.S.; Richards, C.J. *Tetrahedron Lett.* **2003**, *44*, 8773.

¹⁴³³Huang, W.; Song, Y.; Bai, C.; Cao, G.; Zheng, Z. *Tetrahedron Lett.* **2004**, *45*, 4763; He, B.; Chen, F.-X.; Li, Y.; Feng, X.; Zhang, G. *Tetrahedron Lett.* **2004**, *45*, 5465.

¹⁴³⁴Bandini, M.; Cozzi, P.G.; Melchiorre, P.; Umani-Ronchi, A. *Tetrahedron Lett.* **2001**, *42*, 3041.

¹⁴³⁵Kiyooka, S.; Fujiyama, R.; Kawaguchi, K. *Chem. Lett.* **1984**, 1979.

¹⁴³⁶Tararov, V.I.; Hibbs, D.E.; Hursthouse, M.B.; Ikonnikov, N.S.; Malik, K.M.A.; North, M.; Orizu, C.; Belokon, Y.N. *Chem. Commun.* **1998**, 387; Bolm, C.; Müller, P. *Tetrahedron Lett.* **1995**, *36*, 1625; Ryu, D.H.; Corey, E.J. *J. Am. Chem. Soc.* **2004**, *126*, 8106.

¹⁴³⁷Bolm, C.; Müller, P.; Harms, K. *Acta Chem. Scand. B*, **1996**, *50*, 305.

¹⁴³⁸Hamashima, Y.; Kanai, M.; Shibasaki, M. *J. Am. Chem. Soc.* **2000**, *122*, 7412; Belokon, Y.N.; Green, B.; Ikonnikov, N.S.; North, M.; Parsons, T.; Tararov, V.I. *Tetrahedron* **2001**, *57*, 771 and references cited therein; Liang, S.; Bu, X.R. *J. Org. Chem.* **2002**, *67*, 2702; Li, Y.; He, B.; Qin, B.; Feng, X.; Zhang, G. *J. Org. Chem.* **2004**, *69*, 7910; Chen, F.-X.; Qin, B.; Feng, X.; Zhang, G.; Jiang, Y. *Tetrahedron* **2004**, *60*, 10449; Uang, B.-J.; Fu, I.-P.; Hwang, C.-D.; Chang, C.-W.; Yang, C.-T.; Hwang, D.-R. *Tetrahedron* **2004**, *60*, 10479; Gama, A.; Flores-López, L.-Z.; Aguirre, G.; Parra-Hake, M.; Somanathan, R.; Walsh, P.J. *Tetrahedron Asymmetry* **2002**, *13*, 149.

¹⁴³⁹Transition metals used include **Yb**: Aspinall, H.C.; Greeves, N.; Smith, P.M. *Tetrahedron Lett.* **1999**, *40*, 1763. **Al**: Hamashima, Y.; Sawada, D.; Nogami, H.; Kanai, M.; Shibasaki, M. *Tetrahedron* **2001**, *57*, 805; Deng, H.; Isler, M.P.; Snapper, M.L.; Hoveyda, A.H. *Angew. Chem. Int. Ed.* **2002**, *41*, 1009. **Sc**: Karimi, B.; Ma'Mani, L. *Org. Lett.* **2004**, *6*, 4813.

¹⁴⁴⁰In bmim PF₆, 1-butyl-3-methylimidazolium hexafluorophosphate: Baleizão, C.; Gigante, B.; Garcia, H.; Corma, A. *Tetrahedron Lett.* **2003**, *44*, 6813.

¹⁴⁴¹De, S.K.; Gibbs, R.A. *Tetrahedron Lett.* **2004**, *45*, 7407.

¹⁴⁴²Suginome, M.; Yamamoto, A.; Ito, Y. *Chem. Commun.* **2002**, 1392.

Ketones can be converted to cyanohydrin *O*-carbonates, $R_2C(CN)OCO_2R'$, by reaction with EtO_2C-CN . In the presence of a Cinchona alkaloid, the product is formed with good enantioselectivity.¹⁴⁴³ Potassium cyanide and acetic anhydride reacts with an aldehyde in the presence of a chiral titanium catalyst to give an α -acetoxy nitrile.¹⁴⁴⁴

Rather than direct reaction with an aldehyde or ketone, the bisulfite addition product is often treated with cyanide. The addition is nucleophilic and the actual nucleophile is ^-CN , so the reaction rate is increased by the addition of base.¹⁴⁴⁵ This was demonstrated by Lapworth in 1903, and consequently this was one of the first organic mechanisms to be known.¹⁴⁴⁶ This method is especially useful for aromatic aldehydes, since it avoids competition from the benzoin condensation. If desired, it is possible to hydrolyze the cyanohydrin *in situ* to the corresponding α -hydroxy acid. This reaction is important in the *Kiliani-Fischer* method of extending the carbon chain of a sugar.

A particularly useful variation of this reaction uses cyanide rather than HCN. α -Amino nitriles¹⁴⁴⁷ can be prepared in one step by the treatment of an aldehyde or ketone with NaCN and NH_4Cl . This is called the *Strecker synthesis*;¹⁴⁴⁸ and it is a special case of the Mannich reaction (16-19). Since the CN is easily hydrolyzed to the acid, this is a convenient method for the preparation of α -amino acids. The reaction has also been carried out with $NH_3 + HCN$ and with NH_4CN . Salts of primary and secondary amines can be used instead of NH_4^+ to obtain *N*-substituted and *N,N*-disubstituted α -amino nitriles. Unlike 16-52, the Strecker synthesis is useful for aromatic as well as aliphatic ketones. As in 16-52, the Me_3SiCN method has been used; 76 is converted to the product with ammonia or an amine.¹⁴⁴⁹ The effect of pressure on the Strecker synthesis has been studied.¹⁴⁵⁰

OS I, 336; II, 7, 29, 387; III, 436; IV, 58, 506; VI, 307; VII, 20, 381, 517, 521. For the reverse reaction, see OS III, 101. For the Strecker synthesis, see OS I, 21, 355; III, 66, 84, 88, 275; IV, 274; V, 437; VI, 334.

¹⁴⁴³Tian, S.-K.; Deng, L. *J. Am. Chem. Soc.* **2001**, *123*, 6195.

¹⁴⁴⁴Belokon, Y.N.; Gutnov, A.V.; Moskalenko, M.A.; Yashkina, L.V.; Lesovoy, D.E.; Ikonnikov, N.S.; Larichev, V.S.; North, M. *Chem. Commun.* **2002**, 244; Kawasaki, Y.; Fujii, A.; Nakano, Y.; Sakaguchi, S.; Ishii, Y. *J. Org. Chem.* **1999**, *64*, 4214.

¹⁴⁴⁵For a review, see Ogata, Y.; Kawasaki, A., in Zabicky, J. *The Chemistry of the Carbonyl Group*, Vol. 2, Wiley, NY, **1970**, pp. 21–32. See also, Okano, V.; do Amaral, L.; Cordes, E.H. *J. Am. Chem. Soc.* **1976**, *98*, 4201; Ching, W.; Kallen, R.G. *J. Am. Chem. Soc.* **1978**, *100*, 6119.

¹⁴⁴⁶Lapworth, A. *J. Chem. Soc.* **1903**, 83, 998.

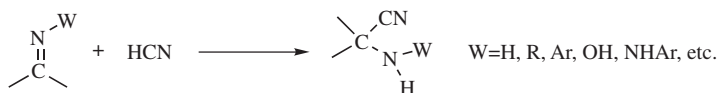
¹⁴⁴⁷For a review of α -amino nitriles, see Shafran, Yu.M.; Bakulev, V.A.; Mokrushin, V.S. *Russ. Chem. Rev.* **1989**, *58*, 148.

¹⁴⁴⁸For a review of asymmetric Strecker syntheses, see Williams, R.M. *Synthesis of Optically Active α -Amino Acids*, Pergamon, Elmsford, NY, **1989**, pp. 208–229; Yet, L. *Angew. Chem. Int. Ed.* **2001**, *40*, 875; Gröger, H. *Chem. Rev.* **2003**, *103*, 2795.


¹⁴⁴⁹See Mai, K.; Patil, G. *Tetrahedron Lett.* **1984**, *25*, 4583; *Synth. Commun.* **1985**, *15*, 157.

¹⁴⁵⁰Jenner, G.; Salem, R.B.; Kim, J.C.; Matsumoto, K. *Tetrahedron Lett.* **2003**, *44*, 447.

16-53 The Addition of HCN to C=N and C≡N Bonds

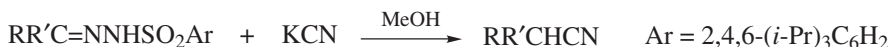
N-Hydro-C-cyano-addition

HCN adds to imines, Schiff bases, hydrazones, oximes, and similar compounds. Cyanide can be added to iminium ions to give α -cyano amines (**83**).



As in **16-50**, the addition to imines has been carried out enantioselectively.¹⁴⁵¹ Chiral ammonium salts have been used with HCN.¹⁴⁵² TMS-CN reacts with *N*-tosyl imines in the presence of $\text{BF}_3 \cdot \text{OEt}_2$ to give the α -cyano *N*-tosyl amine.¹⁴⁵³ In the presence of a chiral zirconium¹⁴⁵⁴ or aluminum¹⁴⁵⁵ catalyst, Bu_3SnCN react with imines to give α -cyanoamines enantioselectively. The reaction of an imine and TMS-CN gives the cyano amine with good enantioselectivity using a chiral scandium catalyst.¹⁴⁵⁶ Titanium catalysts have been used in the presence of a chiral Schiff base.¹⁴⁵⁷ Treatment of an imine with a chiral 1,4,6-triazabicyclo[3.3.0]oct-4-ene and then HCN give the α -cyano amine with good enantioselectivity.¹⁴⁵⁸

The addition of KCN to triisopropylbenzenesulfonyl hydrazones **84** provides an indirect method for achieving the conversion $\text{RR}'\text{CO} \rightarrow \text{RR}'\text{CHCN}$.¹⁴⁵⁹ The reaction is successful for hydrazones of aliphatic aldehydes and ketones.

**84**

¹⁴⁵¹Saito, K.; Harada, K. *Tetrahedron Lett.* **1989**, 30, 4535.

¹⁴⁵²Huang, J.; Corey, E.J. *Org. Lett.* **2004**, 6, 5027.

¹⁴⁵³Prasad, B.A.B.; Bisai, A.; Singh, V.K. *Tetrahedron Lett.* **2004**, 45, 9565.

¹⁴⁵⁴Ishitani, H.; Komiyama, S.; Hasegawa, Y.; Kobayashi, S. *J. Am. Chem. Soc.* **2000**, 122, 762.

¹⁴⁵⁵Nakamura, S.; Sato, N.; Sugimoto, M.; Toru, T. *Tetrahedron Asymmetry* **2004**, 15, 1513.

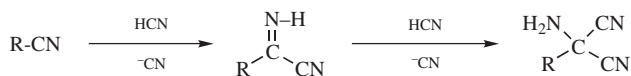
¹⁴⁵⁶Chavarot, M.; Byrne, J.J.; Chavant, P.Y.; Vallée, Y. *Tetrahedron Asymmetry* **2001**, 12, 1147.

¹⁴⁵⁷Krueger, C.A.; Kuntz, K.W.; Dzierba, C.D.; Wirschun, W.G.; Gleason, J.D.; Snapper, M.L.; Hoveyda, A.H. *J. Am. Chem. Soc.* **1999**, 121, 4284.

¹⁴⁵⁸Corey, E.J.; Grogan, M.J. *Org. Lett.* **1999**, 1, 157.

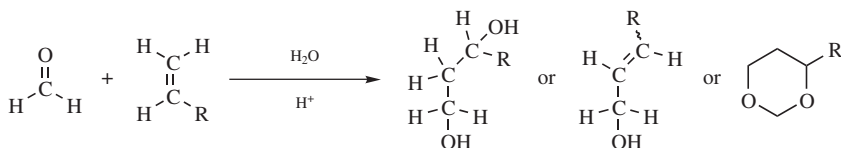
¹⁴⁵⁹Jiricny, J.; Orere, D.M.; Reese, C.B. *J. Chem. Soc. Perkin Trans. 1* **1980**, 1487. For other methods of achieving this conversion, see Ziegler, F.E.; Wender, P.A. *J. Org. Chem.* **1977**, 42, 2001; Cacchi, S.; Caglioti, L.; Paolucci, G. *Synthesis* **1975**, 120; Yoneda, R.; Harusawa, S.; Kurihara, T. *Tetrahedron Lett.* **1989**, 30, 3681; Okimoto, M.; Chiba, T. *J. Org. Chem.* **1990**, 55, 1070.

HCN can also be added to the $C\equiv N$ bond to give iminonitriles or α -aminomalonitriles.¹⁴⁶⁰

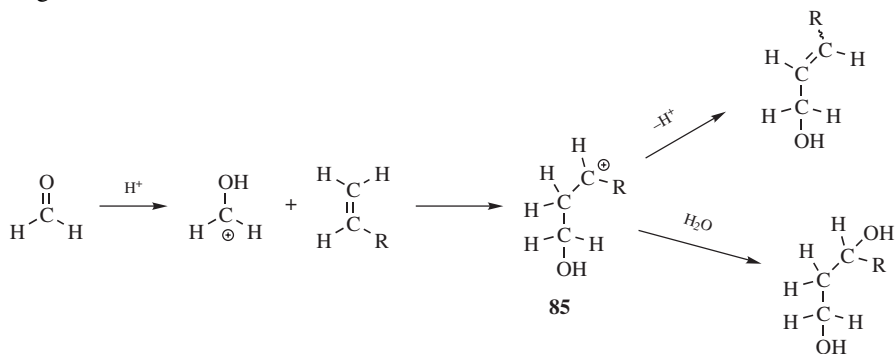


OS V, 344. See also, OS V, 269.

16-54 The Prins Reaction



The addition of an alkene to formaldehyde in the presence of an acid¹⁴⁶¹ catalyst is called the *Prins reaction*.¹⁴⁶² Three main products are possible; which one predominates depends on the alkene and the conditions. When the product is the 1,3-diol or the dioxane,¹⁴⁶³ the reaction involves addition to the $C=C$ as well as to the $C=O$. The mechanism is one of electrophilic attack on both double bonds. The acid first protonates the $C=O$, and the resulting carbocation is attacked by the $C=C$ to give **85**.



The cation product **85** can undergo loss of H^+ to give the alkene or add water to give the diol.¹⁴⁶⁴ It has been proposed that **85** is stabilized by neighboring-group

¹⁴⁶⁰For an example, see Ferris, J.P.; Sanchez, R.A. *Org. Synth.* **V**, 344.

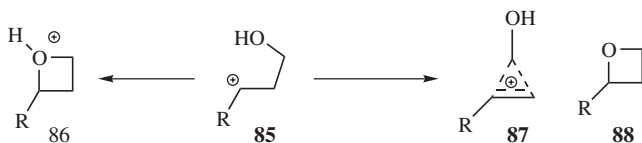
¹⁴⁶¹The Prins reaction has also been carried out with basic catalysts: Griengl, H.; Sieber, W. *Monatsh. Chem.* **1973**, *104*, 1008, 1027.

¹⁴⁶²For reviews, see Adams, D.R.; Bhatnagar, S.P. *Synthesis* **1977**, 661; Isagulyants, V.I.; Khaimova, T.G.; Melikyan, V.R.; Pokrovskaya, S.V. *Russ. Chem. Rev.* **1968**, *37*, 17. For a list of references, see Larock, R.C. *Comprehensive Organic Transformations*, 2nd ed., Wiley-VCH, NY, **1999**, p. 248.

¹⁴⁶³The reaction to produce dioxanes has also been carried out with equimolar mixtures of formaldehyde and another aldehyde RCHO. The R appears in the dioxane on the carbon between the two oxygens: Safarov, M.G.; Nigmatullin, N.G.; Ibatullin, U.G.; Rafikov, S.R. *Doklad. Chem.* **1977**, *236*, 507.

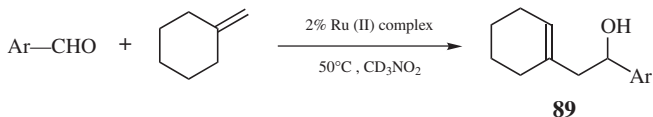
¹⁴⁶⁴Hellin, M.; Davidson, M.; Coussemant, F. *Bull. Soc. Chim. Fr.* **1966**, 1890, 3217.

attraction, with either the oxygen¹⁴⁶⁵ or a carbon¹⁴⁶⁶ stabilizing the charge (**86** and



87, respectively). This stabilization is postulated to explain the fact that with 2-butenes¹⁴⁶⁷ and with cyclohexenes the addition is anti. A backside attack of H₂O on the three- or four-membered ring would account for it. Other products are obtained too, which can be explained on the basis of **86** or **87**.^{1465,1466} Additional evidence for the intermediacy of **86** is the finding that oxetanes (**88**) subjected to the reaction conditions (which would protonate **88** to give **86**) give essentially the same product ratios as the corresponding alkenes.¹⁴⁶⁸ An argument against the intermediacy of **86** and **87** is that not all alkenes show the anti-stereoselectivity mentioned above. Indeed, the stereochemical results are often quite complex, with syn, anti, and nonstereoselective addition reported, depending on the nature of the reactants and the reaction conditions.¹⁴⁶⁹ Since addition to the C=C bond is electrophilic, the reactivity of the alkene increases with alkyl substitution and Markovnikov's rule is followed. The dioxane product may arise from a reaction between the 1,3-diol and formaldehyde¹⁴⁷⁰ (**16-5**) or between **86** and formaldehyde.

Lewis acids, such as SnCl₄, also catalyze the reaction, in which case the species that adds to the alkenes is H₂C⁺-O⁻-SnCl₄.¹⁴⁷¹ Montmorillonite K10 clay containing zinc (IV) has been used to promote the reaction.¹⁴⁷² The reaction can also be catalyzed by peroxides, in which case the mechanism is probably a free-radical one. Other transition metal complexes can be used to form homoallylic alcohols. A typical example is the reaction of methylenecyclohexane with an aryl aldehyde to give **89**.¹⁴⁷³



¹⁴⁶⁵Blomquist, A.T.; Wolinsky, J. *J. Am. Chem. Soc.* **1957**, *79*, 6025; Schowen, K.B.; Smisman, E.E.; Schowen, R.L. *J. Org. Chem.* **1968**, *33*, 1873.

¹⁴⁶⁶Dolby, L.J.; Lieske, C.N.; Rosencrantz, D.R.; Schwarz, M.J. *J. Am. Chem. Soc.* **1963**, *85*, 47; Dolby, L.J.; Schwarz, M.J. *J. Org. Chem.* **1963**, *28*, 1456; Safarov, M.G.; Isagulyants, V.I.; Nigmatullin, N.G. *J. Org. Chem. USSR* **1974**, *10*, 1378.

¹⁴⁶⁷Fremaux, B.; Davidson, M.; Hellin, M.; Coussemant, F. *Bull. Soc. Chim. Fr.* **1967**, 4250.

¹⁴⁶⁸Merez, O.; Leung, K.P.; Denes, A.S. *Tetrahedron Lett.* **1972**, 2797.

¹⁴⁶⁹For example, see LeBel, N.A.; Liesemer, R.N.; Mehmedbasich, E. *J. Org. Chem.* **1963**, *28*, 615; Portoghese, P.S.; Smisman, E.E. *J. Org. Chem.* **1962**, *27*, 719; Wilkins, C.L.; Marianelli, R.S. *Tetrahedron* **1970**, *26*, 4131; Karpaty, M.; Hellin, M.; Davidson, M.; Coussemant, F. *Bull. Soc. Chim. Fr.* **1971**, 1736; Coryn, M.; Anteunis, M. *Bull. Soc. Chim. Belg.* **1974**, *83*, 83.

¹⁴⁷⁰Hellin, M.; Davidson, M.; Coussemant, F. *Bull. Soc. Chim. Fr.* **1966**, 1890, 3217; Isagulyants, V.I.; Isagulyants, G.V.; Khairudinov, I.R.; Rakhmankulov, D.L. *Bull. Acad. Sci. USSR. Div. Chem. Sci.*, **1973**, *22*, 1810; Sharf, V.Z.; Kheifets, V.I.; Freidlin, V.I. *Bull. Acad. Sci. USSR Div. Chem. Sci.*, **1974**, *23*, 1681.

¹⁴⁷¹Yang, D.H.; Yang, N.C.; Ross, C.B. *J. Am. Chem. Soc.* **1959**, *81*, 133.

¹⁴⁷²Tateiwa, J.-i.; Kimura, A.; Takasuka, M.; Uemura, S. *J. Chem. Soc. Perkin Trans. 1* **1997**, 2169.

¹⁴⁷³Ellis, W.W.; Odenkirk, W.; Bosnich, B. *Chem. Commun.* **1998**, 1311.

Samarium iodide promotes this addition reaction.¹⁴⁷⁴ In a related reaction, simple alkene units add to esters in the presence of sodium and liquid ammonia to give an alcohol.¹⁴⁷⁵ Structural variations in the alkene lead to different products. Homoallylic alcohols react with aldehydes in the presence of Montmorillonite KSF clay to give 4-hydroxytetrahydropyrans.¹⁴⁷⁶ A variation of this reaction converts an aryl aldehyde and a homoallylic alcohol to a 4-chlorotetrahydropyran in the presence of InCl_3 .¹⁴⁷⁷ Homoallylic alcohols, protected as $-\text{O}(\text{CHMeOAc})$ react with $\text{BF}_3 \cdot \text{OEt}_2$ and acetic acid to give 4-acetoxytetrahydropyrans or with SnBr_4 to give 4-bromotetrahydropyrans.¹⁴⁷⁸ Homoallylic alcohols with a vinyl silane moiety react with InCl_3 and an aldehyde to give a dihydropyran.¹⁴⁷⁹

A closely related reaction has been performed with activated aldehydes or ketones; without a catalyst such as chloral and acetoacetic ester, but with heat.¹⁴⁸⁰ The product in these cases is a β -hydroxy alkene, and the mechanism is pericyclic:¹⁴⁸¹



This reaction is reversible and suitable β -hydroxy alkenes can be cleaved by heat (17-32). There is evidence that the cleavage reaction occurs by a cyclic mechanism (p. 1551), and, by the principle of microscopic reversibility, the addition mechanism should be cyclic too.¹⁴⁸² Note that this reaction is an oxygen analog of the ene synthesis (15-23). This reaction can also be done with unactivated aldehydes¹⁴⁸³ and ketones¹⁴⁸⁴ if Lewis-acid catalysts such as dimethylaluminum chloride (Me_2AlCl) or ethylaluminum dichloride (EtAlCl_2) are used.¹⁴⁸⁵ Lewis acid catalysts

¹⁴⁷⁴Sarkar, T.K.; Nandy, S.K. *Tetrahedron Lett.* **1996**, 37, 5195.

¹⁴⁷⁵Cosy, J.; Gille, B.; Bellosta, V. *J. Org. Chem.* **1998**, 63, 3141.

¹⁴⁷⁶Yadav, J.S.; Reddy, B.V.S.; Kumar, G.M.; Murthy, Ch.V.S.R. *Tetrahedron Lett.* **2001**, 42, 89.

¹⁴⁷⁷Yang, J.; Viswanathan, G.S.; Li, C.-J. *Tetrahedron Lett.* **1999**, 40, 1627.

¹⁴⁷⁸Jaber, J.J.; Mitsui, K.; Rychnovsky, S.D. *J. Org. Chem.* **2001**, 66, 4679.

¹⁴⁷⁹Dobbs, A.P.; Martinović, S. *Tetrahedron Lett.* **2002**, 43, 7055.

¹⁴⁸⁰Arnold, R.T.; Veeravagu, P. *J. Am. Chem. Soc.* **1960**, 82, 5411; Klimova, E.I.; Abramov, A.I.; Antonova, N.D.; Arбузов, Yu.A. *J. Org. Chem. USSR* **1969**, 5, 1308; Klimova, E.I.; Antonova, N.D.; Arбузов, Yu.A. *J. Org. Chem. USSR* **1969**, 5, 1312, 1315.

¹⁴⁸¹See, for example, Achmatowicz, Jr., O.; Szymoniak, J. *J. Org. Chem.* **1980**, 45, 1228; Ben Salem, R.; Jenner, G. *Tetrahedron Lett.* **1986**, 27, 1575. There is evidence that the mechanism is somewhat more complicated than shown here: Kwart, H.; Brechbiel, M. *J. Org. Chem.* **1982**, 47, 3353.

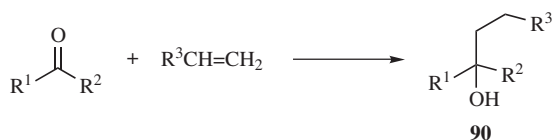
¹⁴⁸²For other evidence, see Achmatowicz Jr., O.; Szymoniak, J. *J. Org. Chem.* **1980**, 45, 1228; Ben Salem, R.; Jenner, G. *Tetrahedron Lett.* **1986**, 27, 1575; Papadopoulos, M.; Jenner, G. *Tetrahedron Lett.* **1981**, 22, 2773.

¹⁴⁸³Snider, B.B. *Acc. Chem. Res.* **1980**, 13, 426; Cartaya-Marin, C.P.; Jackson, A.C.; Snider, B.B. *J. Org. Chem.* **1984**, 49, 2443.

¹⁴⁸⁴Jackson, A.C.; Goldman, B.E.; Snider, B.B. *J. Org. Chem.* **1984**, 49, 3988.

¹⁴⁸⁵For discussions of the mechanism with Lewis acid catalysts, see Stephenson, L.M.; Orfanopoulos, M. *J. Org. Chem.* **1981**, 46, 2200; Kwart, H.; Brechbiel, M. *J. Org. Chem.* **1982**, 47, 5409; Song, Z.; Beak, P. *J. Org. Chem.* **1990**, 55, 8126.

also increase rates with activated aldehydes.¹⁴⁸⁶ The use of optically active catalysts has given optically active products with high ee.¹⁴⁸⁷



In a related reaction, alkenes can be added to aldehydes and ketones to give reduced alcohols **90**. This has been accomplished by several methods,¹⁴⁸⁸ including treatment with SmI_2 ¹⁴⁸⁹ or Zn and Me_3SiCl ,¹⁴⁹⁰ and by electrochemical¹⁴⁹¹ and photochemical¹⁴⁹² methods. Most of these methods have been used for intramolecular addition and most or all involve free-radical intermediates.

OS IV, 786. See also, OS VII, 102.

16-55 The Benzoin Condensation

Benzoin aldehyde condensation



When certain aldehydes are treated with cyanide ion, *benzoin*s (**91**) are produced in a reaction called the *benzoin condensation*. The condensation can be regarded as involving the addition of one molecule of aldehyde to the C=O group of another. The reaction only occurs with aromatic aldehydes, but not all of them,¹⁴⁹³ and for glyoxals RCOCHO . The two molecules of aldehyde obviously perform different functions. The one that no longer has a C–H bond in the product is called the *donor*, because it has “donated” its hydrogen to the oxygen of the other molecule, the *acceptor*. Some aldehydes can perform only one of these functions, and hence cannot be self-condensed, though they can often be condensed with a different aldehyde. For example, *p*-dimethylaminobenzaldehyde is not an acceptor but only a donor. Thus it cannot condense with itself, but it can condense with benzaldehyde, which can perform both functions, but is a better acceptor than it is a donor.

¹⁴⁸⁶Benner, J.P.; Gill, G.B.; Parrott, S.J.; Wallace, B. *J. Chem. Soc. Perkin Trans. 1* **1984**, 291, 315, 331.

¹⁴⁸⁷Maruoka, K.; Hoshino, Y.; Shirasaka, T.; Yamamoto, H. *Tetrahedron Lett.* **1988**, 29, 3967; Mikami, K.; Terada, M.; Nakai, T. *J. Am. Chem. Soc.* **1990**, 112, 3949.

¹⁴⁸⁸For references, see Ujikawa, O.; Inanaga, J.; Yamaguchi, M. *Tetrahedron Lett.* **1989**, 30, 2837; Larock, R.C. *Comprehensive Organic Transformations*, 2nd ed., Wiley-VCH, NY, **1999**, pp. 1178–1179.

¹⁴⁸⁹Ujikawa, O.; Inanaga, J.; Yamaguchi, M. *Tetrahedron Lett.* **1989**, 30, 2837.

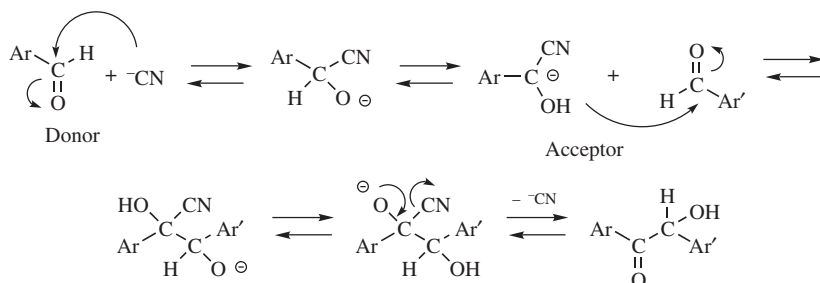
¹⁴⁹⁰Corey, E.J.; Pyne, S.G. *Tetrahedron Lett.* **1983**, 24, 2821.

¹⁴⁹¹See Shono, T.; Kashimura, S.; Mori, Y.; Hayashi, T.; Soejima, T.; Yamaguchi, Y. *J. Org. Chem.* **1989**, 54, 6001.

¹⁴⁹²See Belotti, D.; Cossy, J.; Pete, J.P.; Portella, C. *J. Org. Chem.* **1986**, 51, 4196.

¹⁴⁹³For a review, see Ide, W.S.; Buck, J.S. *Org. React.* **1948**, 4, 269.

The following is the accepted mechanism¹⁴⁹⁴ for this reversible reaction, which was originally proposed by Lapworth in 1903:¹⁴⁹⁵



The key step, the loss of the aldehydic proton, can take place because the acidity of this C–H bond is increased by the electron-withdrawing power of the CN group. Thus, cyanide is a highly specific catalyst for this reaction, because, almost uniquely, it can perform three functions: (1) It acts as a nucleophile; (2) its electron-withdrawing ability permits loss of the aldehydic proton; and (3) having done this, it then acts as a leaving group. Certain thiazolium salts can also catalyze the reaction.¹⁴⁹⁶ In this case, aliphatic aldehydes can also be used¹⁴⁹⁷ (the products are called *acyloins*), and mixtures of aliphatic and aromatic aldehydes give mixed α -hydroxy ketones.¹⁴⁹⁸ The reaction has also been carried out without cyanide, by using the benzoylated cyanohydrin as one of the components in a phase-transfer catalyzed process. By this means, products can be obtained from aldehydes that normally fail to self-condense.¹⁴⁹⁹ The condensation has also been done with excellent enantioselectivity using benzoylformate decarboxylase.¹⁵⁰⁰ Using aryl silyl ketones, $\text{ArC}(=\text{O})\text{SiMe}_2\text{Ph}$, and aldehydes with a lanthanum catalyst, a ‘mixed’ benzoin condensation has been accomplished.¹⁵⁰¹

OS I, 94; VII, 95.

¹⁴⁹⁴For a discussion, See Kuebrich, J.P.; Schowen, R.L.; Wang, M.; Lupes, M.E. *J. Am. Chem. Soc.* **1971**, 93, 1214.

¹⁴⁹⁵Lapworth, A. *J. Chem. Soc.* **1903**, 83, 995; **1904**, 85, 1206.

¹⁴⁹⁶See Ugai, T.; Tanaka, S.; Dokawa, S. *J. Pharm. Soc. Jpn.* **1943**, 63, 296 [*Chem. Abstr.* 45, 5148]; Breslow, R. *J. Am. Chem. Soc.* **1958**, 80, 3719; Breslow, R.; Kool, E. *Tetrahedron Lett.* **1988**, 29, 1635; Castells, J.; López-Calahorra, F.; Domingo, L. *J. Org. Chem.* **1988**, 53, 4433; Diederich, F.; Lutter, H. *J. Am. Chem. Soc.* **1989**, 111, 8438. For another catalyst, see Lappert, M.F.; Maskell, R.K. *J. Chem. Soc., Chem. Commun.* **1982**, 580.

¹⁴⁹⁷Stetter, H.; Rämisch, R.Y.; Kuhlmann, H. *Synthesis* **1976**, 733; Stetter, H.; Kuhlmann, H. *Org. Synth.* **VII**, 95; Matsumoto, T.; Ohishi, M.; Inoue, S. *J. Org. Chem.* **1985**, 50, 603.

¹⁴⁹⁸Stetter, H.; Dämbkes, G. *Synthesis* **1977**, 403.

¹⁴⁹⁹Rozwadowska, M.D. *Tetrahedron* **1985**, 41, 3135.

¹⁵⁰⁰Demir, A.S.; Dünnwald, T.; Iding, H.; Pohl, M.; Müller, M. *Tetrahedron Asymmetry* **1999**, 10, 4769.

¹⁵⁰¹Bausch, C.C.; Johnson, J.S. *J. Org. Chem.* **2004**, 69, 4283.

16-56 Addition of Radicals to C=O, C=S, C=N Compounds

Radical cyclization is not limited to reaction with a C=C unit (see **15-29** and **15-30**), and reactions with both C=N and C=O moieties are known. Reaction of MeON=CH(CH₂)₃CHO with Bu₃SnH and AIBN, for example, led to *trans*-2-(methoxyamino)cyclopentanol in good yield.¹⁵⁰² Conjugated ketones add to aldehyde via the β-carbon under radical conditions (2 equivalents of Bu₃SnH and 0.1 equivalent of CuCl) to give a β-hydroxy ketone.¹⁵⁰³ Addition of radical to the C=N unit of R–C=N–SPh¹⁵⁰⁴ or R–C=N–OBz¹⁵⁰⁵ led to cyclic imines. Radical addition to simple imines leads to aminocycloalkenes.¹⁵⁰⁶ Radical also add to the carbonyl unit of phenylthio esters to give cyclic ketones.¹⁵⁰⁷

N,N-Dimethylaniline reacts with aldehydes under photochemical conditions to give acyl addition via the carbon atom of one of the methyl groups.¹⁵⁰⁸ The reaction of PhNMe₂ and benzaldehyde, for example, gave PhN(Me)CH₂CH(OH)Ph upon photolysis.

ACYL SUBSTITUTION REACTIONS**A. O, N, and S Nucleophiles****16-57** Hydrolysis of Acyl Halides**Hydroxy-de-halogenation**

Acyl halides are so reactive that hydrolysis is easily carried out.¹⁵⁰⁹ In fact, most simple acyl halides must be stored under anhydrous conditions lest they react with water in the air. Consequently, water is usually a strong enough nucleophile for the reaction, though in difficult cases hydroxide ion may be required. The reaction is seldom synthetically useful, because acyl halides are normally prepared from acids. The reactivity order is F < Cl < Br < I.¹⁵¹⁰ If a carboxylic acid is used as the nucleophile, an exchange may take place (see **16-79**). The mechanism¹⁵¹⁰ of hydrolysis can be either S_N1 or tetrahedral, the former occurring in highly polar solvents

¹⁵⁰²Tormo, J.; Hays, D.S.; Fu, G.C. *J. Org. Chem.* **1998**, *63*, 201.

¹⁵⁰³Ooi, T.; Doda, K.; Sakai, D.; Maruoka, K. *Tetrahedron Lett.* **1999**, *40*, 2133.

¹⁵⁰⁴Boivin, J.; Fouquet, E.; Zard, S.Z. *Tetrahedron* **1994**, *50*, 1745.

¹⁵⁰⁵Boivin, J.; Schiano, A.-M.; Zard, S.Z. *Tetrahedron Lett.* **1994**, *35*, 249.

¹⁵⁰⁶Bowman, W.R.; Stephenson, P.T.; Terrett, N.K.; Young, A.R. *Tetrahedron Lett.* **1994**, *35*, 6369.

¹⁵⁰⁷Kim, S.; Jon, S.Y. *Chem. Commun.* **1996**, 1335.

¹⁵⁰⁸Kim, S.S.; Mah, Y.J.; Kim, A.R. *Tetrahedron Lett.* **2001**, *42*, 8315.

¹⁵⁰⁹See Bentley, T.W.; Shim, C.S. *J. Chem. Soc. Perkin Trans. 2* **1993**, 1659 for a discussion on the solvolysis of acyl chlorides.

¹⁵¹⁰For a review, see Talbot, R.J.E., in Bamford, C.H.; Tipper, C.F.H. *Comprehensive Chemical Kinetics*, Vol. 10; Elsevier, NY, **1972**, pp. 226–257. For a review of the mechanisms of reactions of acyl halides with water, alcohols, and amines, see Kivinen, A., in Patai, S. *The Chemistry of Acyl Halides*, Wiley, NY, **1972**, pp. 177–230.

and in the absence of strong nucleophiles.¹⁵¹¹ There is also evidence for the S_N2 mechanism in some cases.¹⁵¹²

Hydrolysis of acyl halides is not usually catalyzed by acids, except for acyl fluorides, where hydrogen bonding can assist in the removal of F.¹⁵¹³ There are several methods available for the hydrolysis of acyl fluorides.¹⁵¹⁴

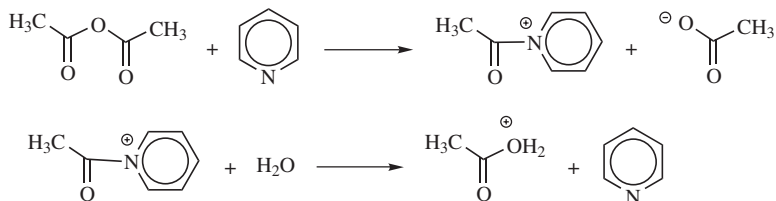
OS II, 74.

16-58 Hydrolysis of Anhydrides

Hydroxy-de-acyloxy-substitution



Anhydrides are somewhat more difficult to hydrolyze than acyl halides, but here too water is usually a strong enough nucleophile. The mechanism is usually tetrahedral.¹⁵¹⁵ Only under acid catalysis does the S_N1 mechanism occur and seldom even then.¹⁵¹⁶ Anhydride hydrolysis can also be catalyzed by bases. Of course, hydroxide ion attacks more readily than water, but other bases can also catalyze the reaction. This phenomenon, called *nucleophilic catalysis* (p. 1258), is actually the result of two successive tetrahedral mechanisms. For example, pyridine catalyzes the hydrolysis of acetic anhydride in this manner.¹⁵¹⁷



Many other nucleophiles similarly catalyze the reaction.

OS I, 408; II, 140, 368, 382; IV, 766; V, 8, 813.

¹⁵¹¹Bender, M.L.; Chen, M.C. *J. Am. Chem. Soc.* **1963**, *85*, 30. See also, Song, B.D.; Jencks, W.P. *J. Am. Chem. Soc.* **1989**, *111*, 8470; Bentley, T.W.; Koo, I.S.; Norman, S.J. *J. Org. Chem.* **1991**, *56*, 1604.

¹⁵¹²Bentley, T.W.; Carter, G.E.; Harris, H.C. *J. Chem. Soc. Perkin Trans. 2* **1985**, 983; Guthrie, J.P.; Pike, D.C. *Can. J. Chem.* **1987**, *65*, 1951. See also, Lee, I.; Sung, D.D.; Uhm, T.S.; Ryu, Z.H. *J. Chem. Soc. Perkin Trans. 2* **1989**, 1697.

¹⁵¹³Bevan, C.W.L.; Hudson, R.F. *J. Chem. Soc.* **1953**, 2187; Satchell, D.P.N. *J. Chem. Soc.* **1963**, 555.

¹⁵¹⁴Motie, R.E.; Satchell, D.P.N.; Wassef, W.N. *J. Chem. Soc. Perkin Trans. 2* **1992**, 859; **1993**, 1087.

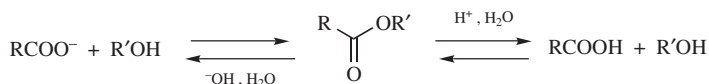
¹⁵¹⁵The kinetics of the acid hydrolysis has been determined. See Satchell, D.P.N.; Wassef, W.N.; Bhatti, Z.A. *J. Chem. Soc. Perkin Trans. 2* **1993**, 2373.

¹⁵¹⁶Satchell, D.P.N. *Q. Rev. Chem. Soc.* **1963**, *17*, 160, 172–173. For a review of the mechanism, see Talbot, R.J.E., in Bamford, C.H.; Tipper, C.F.H. *Comprehensive Chemical Kinetics*, Vol. 10, Elsevier, NY, **1972**, pp. 280–287.

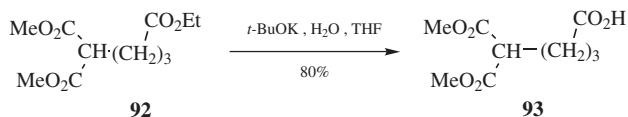
¹⁵¹⁷Butler, A.R.; Gold, V. *J. Chem. Soc.* **1961**, 4362; Fersht, A.R.; Jencks, W.P. *J. Am. Chem. Soc.* **1970**, *92*, 5432, 5442; Deady, L.W.; Finlayson, W.L. *Aust. J. Chem.* **1983**, *36*, 1951.

16-59 Hydrolysis of Carboxylic Esters

Hydroxy-de-alkoxylation



Ester hydrolysis is usually catalyzed by acids or bases. Since OR is a much poorer leaving group than halide or OCOR, water alone does not hydrolyze most esters. When bases catalyze the reaction, the attacking species is the more powerful nucleophile OH^- . This reaction is called *saponification* and gives the salt of the acid. Acids catalyze the reaction by making the carbonyl carbon more positive and therefore more susceptible to attack by the nucleophile. Both reactions are equilibrium reactions, so they are practicable only when there is a way of shifting the equilibrium to the right. Since formation of the salt does just this, ester hydrolysis is almost always done for preparative purposes in basic solution, unless the compound is base sensitive. Even in the case of **92**, however, selective base hydrolysis of the ethyl ester gave an 80%



yield of the acid-dimethyl ester (**93**).¹⁵¹⁸ Ester hydrolysis can also be catalyzed¹⁵¹⁹ by metal ions, by cyclodextrins,¹⁵²⁰ by enzymes,¹⁵²¹ and by nucleophiles.¹⁴ Other reagents used to cleave carboxylic esters include Dowex-50,¹⁵²² Me_3SiI ,¹⁵²³ and InCl_3 on moist silica gel using microwave irradiation.¹⁵²⁴ Cleavage of phenolic esters is usually faster than carboxylic esters derived from aliphatic acids. The reagent SmI_2 at -78°C has been used,¹⁵²⁵ ammonium acetate in aqueous methanol,¹⁵²⁶

¹⁵¹⁸Wilk, B.K. *Synth. Commun.* **1996**, *26*, 3859.

¹⁵¹⁹For a list of catalysts and reagents that have been used to convert carboxylic esters to acids, with references, see Larock, R.C. *Comprehensive Organic Transformations*, 2nd ed., Wiley-VCH, NY, **1999**, pp. 1959-1968.

¹⁵²⁰See Bender, M.L.; Komiya, M. *Cyclodextrin Chemistry*, Springer, NY, **1978**, pp. 34-41. The mechanism is shown in Saenger, W. *Angew. Chem. Int. Ed.* **1980**, *19*, 344.

¹⁵²¹For reviews of ester hydrolysis catalyzed by pig liver esterase, see Zhu, L.; Tedford, M.C. *Tetrahedron* **1990**, *46*, 6587; Ohno, M.; Otsuka, M. *Org. React.* **1989**, *37*, 1. For reviews of enzymes as catalysts in synthetic organic chemistry, see Wong, C. *Chemtracts: Org. Chem.* **1990**, *3*, 91; *Science* **1989**, *244*, 1145; Whitesides, G.M.; Wong, C. *Angew. Chem. Int. Ed.* **1985**, *24*, 617. Addition of crown ethers can enhance the rate of hydrolysis, see Itoh, T.; Hiyama, Y.; Betchaku, A.; Tsukube, H. *Tetrahedron Lett.* **1993**, *34*, 2617.

¹⁵²²Basu, M.K.; Sarkar, D.C.; Ranu, B.C. *Synth. Commun.* **1989**, *19*, 627.

¹⁵²³See Olah, G.A.; Narang, S.C. *Tetrahedron* **1982**, *38*, 2225; Olah, G.A.; Husain, A.; Singh, B.P.; Mehrotra, A.K. *J. Org. Chem.* **1983**, *48*, 3667.

¹⁵²⁴Ranu, B.C.; Dutta, P.; Sarkar, A. *Synth. Commun.* **2000**, *30*, 4167.

¹⁵²⁵Yanada, R.; Negoro, N.; Bessho, K.; Yanada, K. *Synlett* **1995**, 1261.

¹⁵²⁶Ramesh, C.; Mahender, G.; Ravindranath, N.; Das, B. *Tetrahedron* **2003**, *59*, 1049.

Amberlyst 15 in methanol,¹⁵²⁷ and phenolic esters have been selectively hydrolyzed in the presence of alkyl esters on alumina with microwave irradiation.¹⁵²⁸ Thiophenol with K_2CO_3 in NMP quantitatively converted methyl benzoate to benzoic acid.¹⁵²⁹ Allylic esters were cleaved with 2% Me_3SiOTf in dichloromethane,¹⁵³⁰ with $CeCl_3 \cdot 7H_2O - NaI$,¹⁵³¹ and with $NaHSO_4 \cdot silica$ gel.¹⁵³² Lactones also undergo the reaction¹⁵³³ (though if the lactone is five- or six-membered, the hydroxy acid often spontaneously reforms the lactone) and thiol esters ($RCOSR'$) give thiols $R'SH$. Typical reagents for this latter transformation include $NaMe$ in methanol,¹⁵³⁴ borohydride exchange resin- $Pd(OAc)_2$ for reductive cleavage of thiol esters to thiols,¹⁵³⁵ and $TiCl_4/Zn$ for the conversion of phenylthioacetates to thiophenols.¹⁵³⁶ Sterically hindered esters are hydrolyzed with difficulty (p. 479), but reaction of 2 equivalents of *t*-BuOK with 1 equivalent of water is effective.¹⁵³⁷ Hindered esters can also be cleaved by sequential treatment with zinc bromide and then water,¹⁵³⁸ with silica gel in refluxing toluene,¹⁵³⁹ and on alumina when irradiated with microwaves.¹⁵⁴⁰ For esters insoluble in water the rate of two-phase ester saponification can be greatly increased by the application of ultrasound,¹⁵⁴¹ and phase-transfer techniques have been applied.¹⁵⁴² Enzymatic hydrolysis of diesters with esterase has been shown to give the hydroxy ester,¹⁵⁴³ and selective hydrolysis of dimethyl succinate to monomethyl succinic acid was accomplished with aq. NaOH in THF.¹⁵⁴⁴ Hydrolysis of vinyl esters leads to ketones, and the reaction of C-substituted vinyl acetates with an esterase derived from *Marchantia polymorpha* gave substituted ketones with high enantioselectivity.¹⁵⁴⁵ Scandium triflate was shown to hydrolyze α -acetoxy ketones to α -hydroxy ketones.¹⁵⁴⁶

¹⁵²⁷Das, B.; Banerjee, J.; Ramu, R.; Pal, R.; Ravindranath, N.; Ramesh, C. *Tetrahedron Lett.* **2003**, *44*, 5465.

¹⁵²⁸Varma, R.S.; Varma, M.; Chatterjee, A.K. *J. Chem. Soc. Perkin Trans. 1* **1993**, 999; Blay, G.; Cardona, L.; Garcia, B.; Pedro, J.R. *Synthesis* **1989**, 438.

¹⁵²⁹Sharma, L.; Nayak, M.K.; Chakraborti, A.K. *Tetrahedron* **1999**, *55*, 9595.

¹⁵³⁰Nishizawa, M.; Yamamoto, H.; Seo, K.; Imagawa, H.; Sugihara, T. *Org. Lett.* **2002**, *4*, 1947.

¹⁵³¹Yadav, J.S.; Reddy, B.V.S.; Rao, C.V.; Chand, P.K.; Prasad, A.R. *Synlett* **2002**, 137.

¹⁵³²Ramesh, C.; Mahender, G.; Ravindranath, N.; Das, B. *Tetrahedron Lett.* **2003**, *44*, 1465.

¹⁵³³For a review of the mechanisms of lactone hydrolysis, see Kaiser, E.T.; Kézdy, F.J. *Prog. Bioorg. Chem.* **1976**, *4*, 239, pp. 254–265.

¹⁵³⁴Wallace, O.B.; Springer, D.M. *Tetrahedron Lett.* **1998**, *39*, 2693.

¹⁵³⁵Choi, J.; Yoon, N.M. *Synth. Commun.* **1995**, *25*, 2655.

¹⁵³⁶Jin, C.K.; Jeong, H.J.; Kim, M.K.; Kim, J.Y.; Yoon, Y.-J.; Lee, S.-G. *Synlett* **2001**, 1956.

¹⁵³⁷Gassman, P.G.; Schenk, W.N. *J. Org. Chem.* **1977**, *42*, 918.

¹⁵³⁸Wu, Y.-g.; Limburg, D.C.; Wilkinson, D.E.; Vaal, M.J.; Hamilton, G.S. *Tetrahedron Lett.* **2000**, *41*, 2847.

¹⁵³⁹Jackson, R.W. *Tetrahedron Lett.* **2001**, *42*, 5163.

¹⁵⁴⁰Ley, S.V.; Mynett, D.M. *Synlett* **1993**, 793.

¹⁵⁴¹Moon, S.; Duchin, L.; Cooney, J.V. *Tetrahedron Lett.* **1979**, 3917.

¹⁵⁴²Loupy, A.; Pedoussaut, M.; Sansoulet, J. *J. Org. Chem.* **1986**, *51*, 740.

¹⁵⁴³Houille, O.; Schmittberger, T.; Uguen, D. *Tetrahedron Lett.* **1996**, *37*, 625; Nair, R.V.; Shukla, M.R.;

Patil, P.N.; Salunkhe, M.M. *Synth. Commun.* **1999**, *29*, 1671.

¹⁵⁴⁴Niwayama, S. *J. Org. Chem.* **2000**, *65*, 5834.

¹⁵⁴⁵Hirata, T.; Shimoda, K.; Kawano, T. *Tetrahedron Asymmetry* **2000**, *11*, 1063.

¹⁵⁴⁶Kajiro, H.; Mitamura, S.; Mori, A.; Hiyama, T. *Bull. Chem. Soc. Jpn.* **1999**, *72*, 1553.

TABLE 16.3. (Continued)

Name		
Ingold	IUPAC	Type
B_{AL1}	$D_N + A_N + A_{Xh}D_h$	S_N1
$ \begin{array}{c} \text{O} \\ \parallel \\ \text{R}-\text{C}-\text{OR}' \end{array} \xrightarrow{\text{slow}} \begin{array}{c} \text{O} \\ \parallel \\ \text{R}-\text{C}-\text{O}^\ominus \end{array} + \text{R}' \xrightarrow{\text{H}_2\text{O}} \text{R}'\text{OH}_2^\oplus \xrightarrow{^\ominus\text{OH}} \text{R}'\text{OH} $		
B_{AL2}	$A_N D_N$	S_N2
$ \begin{array}{c} \text{O} \\ \parallel \\ \text{R}-\text{C}-\text{OR}' \end{array} \xrightarrow{^\ominus\text{OH}} \begin{array}{c} \text{O} \\ \parallel \\ \text{R}-\text{C}-\text{O}^\ominus \end{array} + \text{R}'\text{OH} $		

following criteria: (1) acid- or base-catalyzed, (2) unimolecular or bimolecular, and (3) acyl cleavage or alkyl cleavage.¹⁵⁴⁹ All eight of these are S_N1 , S_N2 , or tetrahedral mechanisms. The acid-catalyzed mechanisms are shown with reversible arrows. They are not only reversible, but symmetrical; that is, the mechanisms for ester formation are exactly the same as for hydrolysis, except that H replaces R. Internal proton transfers, such as shown for **B** and **C**, may not actually be direct but may take place through the solvent. There is much physical evidence to show that esters are initially protonated on the carbonyl and not on the alkyl oxygen (Chapter 8, Ref. 17). We have nevertheless shown the A_{AC1} mechanism as proceeding through the ether-protonated intermediate **A**, since it is difficult to envision OR' as a leaving group here. It is of course possible for a reaction to proceed through an intermediate even if only a tiny concentration is present. The designations A_{AC1} , and so on., are those of Ingold. The A_{AC2} and A_{AC1} mechanisms are also called A_2 and A_1 , respectively. Note that the A_{AC1} mechanism is actually the same as the S_{N1cA} mechanism for this type of substrate and that A_{AL2} is analogous to S_{N2cA} . Some authors use A_1 and A_2 to refer to all types of nucleophilic substitution in which the leaving group first acquires a proton. The base-catalyzed reactions are not shown with reversible arrows, since they are reversible only in theory and not in practice. Hydrolyses taking place under neutral conditions are classified as **B** mechanisms.

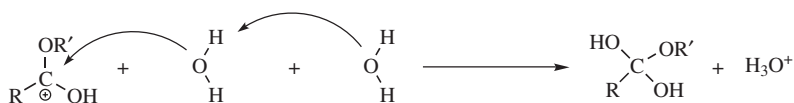
Of the eight mechanisms, seven have actually been observed in hydrolysis of carboxylic esters. The one that has not been observed is the B_{AC1} mechanism.¹⁵⁵⁰ The most common mechanisms are the B_{AC2} for basic catalysis and the A_{AC2} ¹⁵⁵¹

¹⁵⁴⁹For reviews of the mechanisms of ester hydrolysis and formation, see Kirby, A.J., in Bamford, C.H.; Tipper, C.F.H., *Comprehensive Chemical Kinetics*, Vol. 10, 1972, pp. 57–207; Euranto, E.K., in Patai, S. *The Chemistry of Carboxylic Acids and Esters*, Wiley, NY, 1969, pp. 505–588.

¹⁵⁵⁰This is an S_N1 mechanism with OR' as leaving group, which does not happen.

¹⁵⁵¹For a discussion of this mechanism with specific attention to the proton transfers involved, see Zimmermann, H.; Rudolph, J. *Angew. Chem. Int. Ed.* 1965, 4, 40.

for acid catalysis, that is, the two tetrahedral mechanisms. Both involve acyl-oxygen cleavage. The evidence is (1) hydrolysis with H_2^{18}O results in the ^{18}O appearing in the acid and not in the alcohol;¹⁵⁵² (2) esters with chiral R' groups give alcohols with *retention* of configuration;¹⁵⁵³ (3) allylic R' gives no allylic rearrangement;¹⁵⁵⁴ (4) neopentyl R' gives no rearrangement;¹⁵⁵⁵ all these facts indicate that the $\text{O}-\text{R}'$ bond is not broken. It has been concluded that two molecules of water are required in the $\text{A}_{\text{AC}2}$ mechanism.



If this is so, the protonated derivatives **B** and **C** would not appear at all. This conclusion stems from a value of w (see p. 371) of ~ 5 , indicating that water acts as a proton donor here, as well as a nucleophile.¹⁵⁵⁶ Termolecular processes are rare, but in this case the two water molecules are already connected by a hydrogen bond. (A similar mechanism, called $\text{B}_{\text{AC}3}$, also involving two molecules of water, has been found for esters that hydrolyze without a catalyst.¹⁵⁵⁷ Such esters are mostly those containing halogen atoms in the R group.)

The other mechanism involving acyl cleavage is the $\text{A}_{\text{AC}1}$ mechanism. This is rare, being found only where R is very bulky, so that bimolecular attack is sterically hindered, and only in ionizing solvents. The mechanism has been demonstrated for esters of 2,4,6-trimethylbenzoic acid (mesitoic acid). This acid depresses the freezing point of sulfuric acid four times as much as would be predicted from its molecular weight, which is evidence for the equilibrium



In a comparable solution of benzoic acid the freezing point is depressed only twice the predicted amount, indicating only a normal acid-base reaction. Further, a sulfuric acid solution of methyl mesitoate when poured into water gave mesitoic acid, while a similar solution of methyl benzoate similarly treated did not.¹⁵⁵⁸ The $\text{A}_{\text{AC}1}$ mechanism is also found when acetates of phenols or of primary alcohols are

¹⁵⁵²For one of several examples, see Polanyi, M.; Szabo, A.L. *Trans. Faraday Soc.* **1934**, *30*, 508.

¹⁵⁵³Holmberg, B. *Ber.* **1912**, *45*, 2997.

¹⁵⁵⁴Ingold, C.K.; Ingold, E.H. *J. Chem. Soc.* **1932**, 758.

¹⁵⁵⁵Norton, H.M.; Quayle, O.R. *J. Am. Chem. Soc.* **1940**, *62*, 1170.

¹⁵⁵⁶Martin, R.B. *J. Am. Chem. Soc.* **1962**, *84*, 4130. See also, Lane, C.A.; Cheung, M.F.; Dorsey, G.F. *J. Am. Chem. Soc.* **1968**, *90*, 6492; Yates, K. *Acc. Chem. Res.* **1971**, *6*, 136; Huskey, W.P.; Warren, C.T.; Hogg, J.L. *J. Org. Chem.* **1981**, *46*, 59.

¹⁵⁵⁷Euranto, E.K.; Kanerva, L.T.; Cleve, N.J. *J. Chem. Soc. Perkin Trans. 2* **1984**, 2085; Neuvonen, H. *J. Chem. Soc. Perkin Trans. 2* **1986**, 1141; Euranto, E.K.; Kanerva, L.T. *Acta Chem. Scand. Ser. B* **1988**, *42* 717.

¹⁵⁵⁸Treffers, H.P.; Hammett, L.P. *J. Am. Chem. Soc.* **1937**, *59*, 1708. For other evidence for this mechanism, see Bender, M.L.; Chen, M.C. *J. Am. Chem. Soc.* **1963**, *85*, 37.

hydrolyzed in concentrated (>90%) H₂SO₄ (the mechanism under the more usual dilute acid conditions is the normal A_{AC}2).¹⁵⁵⁹

The mechanisms involving alkyl-oxygen cleavage are ordinary S_N1 and S_N2 mechanisms in which OCOR (an acyloxy group) or its conjugate acid is the leaving group. Two of the three mechanisms, the B_{AL}1 and A_{AL}1 mechanisms, occur most readily when R' comes off as a stable carbocation, that is, when R' is tertiary alkyl, allylic, benzylic, and so on. For acid catalysis, most esters with this type of alkyl group (especially tertiary alkyl) cleave by this mechanism, but even for these substrates, the B_{AL}1 mechanism occurs only in neutral or weakly basic solution, where the rate of attack by hydroxide is so slowed that the normally slow (by comparison) unimolecular cleavage takes over. These two mechanisms have been established by kinetic studies, ¹⁸O labeling, and isomerization of R'.¹⁵⁶⁰ Secondary and benzylic acetates hydrolyze by the A_{AC}2 mechanism in dilute H₂SO₄, but in concentrated acid the mechanism changes to A_{AL}1.¹⁵⁵⁹ Despite its designation, the B_{AL}1 mechanism is actually uncatalyzed (as is the unknown B_{AC}1 mechanism).

The two remaining mechanisms, B_{AL}2 and A_{AL}2, are very rare, the B_{AL}2 because it requires hydroxide ion to attack an alkyl carbon when an acyl carbon is also available,¹⁵⁶¹ and the A_{AL}2 because it requires water to be a nucleophile in an S_N2 process. Both have been observed, however. The B_{AL}2 has been seen in the hydrolysis of β-lactones under neutral conditions¹⁵⁶² (because cleavage of the C—O bond in the transition state opens the four-membered ring and relieves strain), the alkaline hydrolysis of methyl 2,4,6-tri-*tert*-butyl benzoate,¹⁵⁶³ and in the unusual reaction¹⁵⁶⁴



When it does occur, the B_{AL}2 mechanism is easy to detect, since it is the only one of the base-catalyzed mechanisms that requires inversion at R'. However, in the last example given, the mechanism is evident from the nature of the product, since the ether could have been formed in no other way. The A_{AL}2 mechanism has been reported in the acid cleavage of γ-lactones.¹⁵⁶⁵

To sum up the acid-catalysis mechanisms, A_{AC}2 and A_{AL}1 are the common mechanisms, the latter for R' that give stable carbocations, the former for practically

¹⁵⁵⁹Yates, K. *Acc. Chem. Res.* **1971**, *6*, 136; Al-Shalchi, W.; Selwood, T.; Tillet J.G. *J. Chem. Res. (S)* **1985**, 10.

¹⁵⁶⁰For discussions, see Kirby, A.J., in Bamford, C.H.; Tipper, C.F.H. *Comprehensive Chemical Kinetics*, Vol. 9, Elsevier, NY, **1973**, pp. 86–101; Ingold, C.K. *Structure and Mechanism in Organic Chemistry*, 2nd ed., Cornell University Press, Ithaca, NY, **1969**, pp. 1137–1142, 1157–1163.

¹⁵⁶¹Douglas, J.E.; Campbell, G.; Wigfield, D.C. *Can. J. Chem.* **1993**, *71*, 1841.

¹⁵⁶²Cowdrey, W.A.; Hughes, E.D.; Ingold, C.K.; Masterman, S.; Scott, A.D. *J. Chem. Soc.* **1937**, 1264; Long, F.A.; Purchase, M. *J. Am. Chem. Soc.* **1950**, *73*, 3267.

¹⁵⁶³Barclay, L.R.C.; Hall, N.D.; Cooke, G.A. *Can. J. Chem.* **1962**, *40*, 1981.

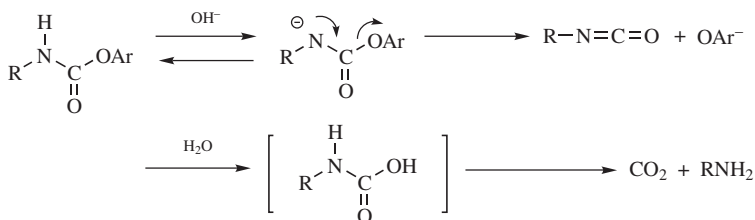
¹⁵⁶⁴Sneen, R.A.; Rosenberg, A.M. *J. Org. Chem.* **1961**, *26*, 2099. See also, Müller, P.; Siegfried, B. *Helv. Chim. Acta* **1974**, *57*, 987.

¹⁵⁶⁵Moore, J.A.; Schwab, J.W. *Tetrahedron Lett.* **1991**, *32*, 2331.

all the rest. The A_{AC1} mechanism is rare, being found mostly with strong acids and sterically hindered R. The A_{AL2} mechanism is even rarer. For basic catalysis, B_{AC2} is almost universal; B_{AL1} occurs only with R' that give stable carbocations and then only in weakly basic or neutral solutions; B_{AL2} is very rare; and B_{AC1} has never been observed.

The above results pertain to reactions in solution. In the gas-phase¹⁵⁶⁶ reactions can take a different course, as illustrated by the reaction of carboxylic esters with MeO^- , which in the gas phase was shown to take place only by the B_{AL2} mechanism,¹⁵⁶⁷ even with aryl esters,¹⁵⁶⁸ where this means that an S_N2 mechanism takes place at an aryl substrate. However, when the gas-phase reaction of aryl esters was carried out with MeO^- ions, each of which was solvated with a single molecule of MeOH or H_2O , the B_{AC2} mechanism was observed.¹⁵⁶⁷

In the special case of alkaline hydrolysis of *N*-substituted aryl carbamates, there is another mechanism¹⁵⁶⁹ involving elimination-addition:¹⁵⁷⁰



This mechanism does not apply to unsubstituted or *N,N*-disubstituted aryl carbamates, which hydrolyze by the normal mechanisms. Carboxylic esters substituted in the α position by an electron-withdrawing group (e.g., CN or COOEt) can also hydrolyze by a similar mechanism involving a ketene intermediate.¹⁵⁷¹

¹⁵⁶⁶Takashima, K.; José, S.M.; do Amaral, A.T.; Riveros, J.M. *J. Chem. Soc., Chem. Commun.* **1983**, 1255.

¹⁵⁶⁷Comisarow, M. *Can. J. Chem.* **1977**, *55*, 171.

¹⁵⁶⁸Fukuda, E.K.; McIver Jr., R.T. *J. Am. Chem. Soc.* **1979**, *101*, 2498.

¹⁵⁶⁹For a review of elimination-addition mechanisms at a carbonyl carbon, see Williams, A.; Douglas, K.T. *Chem. Rev.* **1975**, *75*, 627649.

¹⁵⁷⁰Bender, M.L.; Homer, R.B. *J. Org. Chem.* **1965**, *30*, 3975; Williams, A. *J. Chem. Soc. Perkin Trans. 2* **1972**, 808; **1973**, 1244; Hegarty, A.F.; Frost, L.N. *J. Chem. Soc. Perkin Trans. 2* **1973**, 1719; Menger, F.M.; Glass, L.E. *J. Org. Chem.* **1974**, *39*, 2469; Sartoré, G.; Bergon, M.; Calmon, J.P. *J. Chem. Soc. Perkin Trans. 2* **1977**, 650; Moravcová, J.; Večeřa, M. *Collect. Czech. Chem. Commun.* **1977**, *42*, 3048; Broxton, T.J.; Chung, R.P. *J. Org. Chem.* **1986**, *51*, 3112.

¹⁵⁷¹Casanova, J.; Werner, N.D.; Kiefer, H.R. *J. Am. Chem. Soc.* **1967**, *89*, 2411; Holmquist, B.; Bruice, T.C. *J. Am. Chem. Soc.* **1969**, *91*, 2993, 3003; Campbell, D.S.; Lawrie, C.W. *Chem. Commun.* **1971**, 355; Kirby, A.J.; Lloyd, G.J. *J. Chem. Soc. Perkin Trans. 2* **1976**, 1762; Broxton, T.J.; Duddy, N.W. *J. Org. Chem.* **1981**, *46*, 1186; Inoue, T.C.; Bruice, T.C. *J. Am. Chem. Soc.* **1982**, *104*, 1644; *J. Org. Chem.* **1983**, *48*, 3559; **1986**, *51*, 959; Alborz, M.; Douglas, K.T. *J. Chem. Soc. Perkin Trans. 2* **1982**, 331; Thea, S.; Cevasco, G.; Guanti, G.; Kashefi-Naini, N.; Williams, A. *J. Org. Chem.* **1985**, *50*, 1867; Isaacs, N.S.; Najem, T.S. *Can. J. Chem.* **1986**, *64*, 1140; *J. Chem. Soc. Perkin Trans. 2* **1988**, 557.

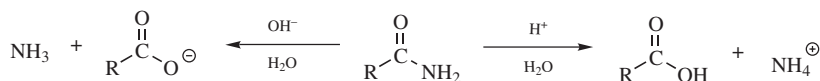
These elimination–addition mechanisms usually are referred to as E1cB mechanisms, because that is the name given to the elimination portion of the mechanism (p. 1488).

The acid-catalyzed hydrolysis of enol esters $\text{RCOOCR}'=\text{CR}$ can take place either by the normal $\text{A}_{\text{AC}}2$ mechanism or by a mechanism involving initial protonation on the double-bond carbon, similar to the mechanism for the hydrolysis of enol ethers given in **10-6**,¹⁵⁷² depending on reaction conditions.¹⁵⁷³ In either case, the products are the carboxylic acid RCOOH and the aldehyde or ketone $\text{R}-\text{CHCOR}'$.

OS **I**, 351, 360, 366, 379, 391, 418, 523; **II**, 1, 5, 53, 93, 194, 214, 258, 299, 416, 422, 474, 531, 549; **III**, 3, 33, 101, 209, 213, 234, 267, 272, 281, 300, 495, 510, 526, 531, 615, 637, 652, 705, 737, 774, 785, 809 (but see OS **V**, 1050), 833, 835; **IV**, 15, 55, 169, 317, 417, 444, 532, 549, 555, 582, 590, 608, 616, 628, 630, 633, 635, 804; **V**, 8, 445, 509, 687, 762, 887, 985, 1031; **VI**, 75, 121, 560, 690, 824, 913, 1024; **VII**, 4, 190, 210, 297, 319, 323, 356, 411; **VIII**, 43, 141, 219, 247, 258, 263, 298, 486, 516, 527. Ester hydrolyses with concomitant decarboxylation are listed at reaction **12-40**.

16-60 Hydrolysis of Amides

Hydroxy-de-amination



Unsubstituted amides (RCONH_2) can be hydrolyzed with either acidic or basic catalysis, the products being, respectively, the free acid and the ammonium ion or the salt of the acid and ammonia. *N*-Substituted (RCONHR') and *N,N*-disubstituted (RCONR'_2) amides can be hydrolyzed analogously, with the primary or secondary amine, respectively (or their salts), being obtained instead of ammonia. Lactams, imides, cyclic imides, hydrazides, and so on., also undergo the reaction. Water alone is not sufficient to hydrolyze most amides,¹⁵⁷⁴ since NH_2 is even a poorer leaving group than OR .¹⁵⁷⁵ Prolonged heating is often required, even with acidic or basic catalysts.¹⁵⁷⁶ Treatment of primary

¹⁵⁷²Alkynyl esters also hydrolyze by this mechanism; see Allen, A.D.; Kitamura, T.; Roberts, K.A.; Stang, P.J.; Tidwell, T.T. *J. Am. Chem. Soc.* **1988**, *110*, 622.

¹⁵⁷³See, for example, Noyce, D.S.; Pollack, R.M. *J. Am. Chem. Soc.* **1969**, *91*, 119, 7158; Monthéard, J.; Camps, M.; Chatzopoulos, M.; Benzaid, A. *Bull. Soc. Chim. Fr.* **1984**, II-109. For a discussion, see Euranto, E.K. *Pure Appl. Chem.* **1977**, *49*, 1009.

¹⁵⁷⁴See Zahn, D. *Eur. J. Org. Chem.* **2004**, 4020.

¹⁵⁷⁵The very low rate of amide hydrolysis by water alone has been measured: Kahne, D.; Still, W.C. *J. Am. Chem. Soc.* **1988**, *110*, 7529.

¹⁵⁷⁶For a list of catalysts and reagents that have been used to hydrolyze amides, with references, see Larock, R.C. *Comprehensive Organic Transformations*, 2nd ed., Wiley-VCH, NY, **1999**, pp. 1976–1977. Also see, Bagno, A.; Lovato, G.; Scorrano, G. *J. Chem. Soc. Perkin Trans. 2* **1993**, 1091.

amides with phthalic anhydride at 250°C and 4 atm gives the carboxylic acid and phthalimide.¹⁵⁷⁷ The conversion of acylhydrazine derivatives to the corresponding carboxylic acid with PhI(OH)(OTs) and water is a variation of amide hydrolysis.¹⁵⁷⁸ Hydrolysis of carbamates (RNHCO₂R) to the corresponding amine can be categorized in this section. Although the product is an amine and the carboxyl unit fragments, this reaction is simply a variation of amide hydrolysis. Strong acids, such as trifluoroacetic acid (in dichloromethane), are usually employed.¹⁵⁷⁹ Treatment of *N*-Boc derivatives (RNHCO₂*t*-Bu) with AlCl₃¹⁵⁸⁰ or with aqueous sodium *tert*-butoxide¹⁵⁸¹ gave the amine. The by-products of this reaction are typically carbon dioxide and isobutylene.



In difficult cases, nitrous acid, NOCl, N₂O₄,¹⁵⁸² or a similar compound can be used (unsubstituted amides only¹⁵⁸³). These reactions involve a diazonium ion (see **13-19**) and are much faster than ordinary hydrolysis; for benzamide the nitrous acid reaction took place 2.5 × 10⁷ times faster than ordinary hydrolysis.¹⁵⁸⁴ Another procedure for difficult cases involves treatment with aqueous sodium peroxide.¹⁵⁸⁵ In still another method, the amide is treated with water and *t*-BuOK at room temperature.¹⁵⁸⁶ The strong base removes the proton from **107**, thus preventing the reaction marked *k*₋₁. A kinetic study has been done on the alkaline hydrolyses of *N*-trifluoroacetyl aniline derivatives.¹⁵⁸⁷ Amide hydrolysis can also be catalyzed by nucleophiles (see p. 1259).

The same framework of eight possible mechanisms that was discussed for ester hydrolysis can also be applied to amide hydrolysis.¹⁵⁸⁸ Both the acid- and base-catalyzed hydrolyses are essentially irreversible, since salts are formed in both

¹⁵⁷⁷Chemat, F. *Tetrahedron Lett.* **2000**, *41*, 3855.

¹⁵⁷⁸Wuts, P.G.M.; Goble, M.P. *Org. Lett.* **2000**, *2*, 2139.

¹⁵⁷⁹Schwyzler, R.; Costopanagiotis, A.; Sieber, P. *Helv. Chim. Acta* **1963**, *46*, 870.

¹⁵⁸⁰Bose, D.S.; Lakshminarayana, V. *Synthesis* **1999**, 66.

¹⁵⁸¹Tom, N.J.; Simon, W.M.; Frost, H.N.; Ewing, M. *Tetrahedron Lett.* **2004**, *45*, 905.

¹⁵⁸²Kim, Y.H.; Kim, K.; Park, Y.J. *Tetrahedron Lett.* **1990**, *31*, 3893.

¹⁵⁸³*N*-Substituted amides can be converted to *N*-nitrosoamides, which are more easily hydrolyzable than the original amide. For example, see Rull, M.; Serratos, F.; Vilarrasa, J. *Tetrahedron Lett.* **1977**, 4549. For another method of hydrolyzing *N*-substituted amides, see Flynn, D.L.; Zelle, R.E.; Grieco, P.A. *J. Org. Chem.* **1983**, *48*, 2424.

¹⁵⁸⁴Ladenheim, H.; Bender, M.L. *J. Am. Chem. Soc.* **1960**, *82*, 1895.

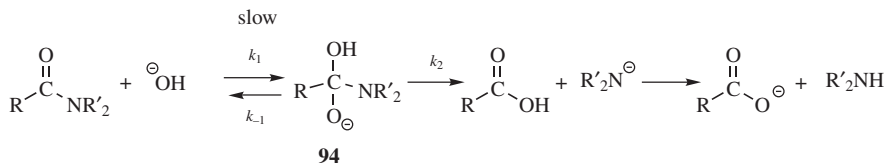
¹⁵⁸⁵Vaughan, H.L.; Robbins, M.D. *J. Org. Chem.* **1975**, *40*, 1187.

¹⁵⁸⁶Gassman, P.G.; Hodgson, P.K.G.; Balchunis, R.J. *J. Am. Chem. Soc.* **1976**, *98*, 1275.

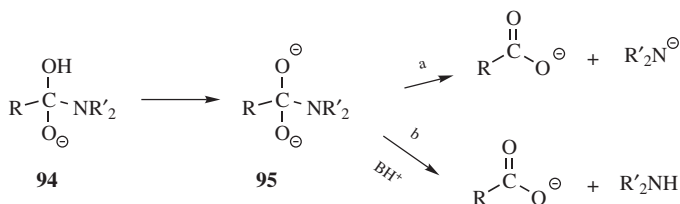
¹⁵⁸⁷Hibbert, F.; Malana, M.A. *J. Chem. Soc. Perkin Trans. 2* **1992**, 755.

¹⁵⁸⁸For reviews, see O'Connor, C. *Q. Rev. Chem. Soc.* **1970**, *24*, 553; Talbot, R.J.E., in Bamford, C.H.; Tipper, C.F.H. *Comprehensive Chemical Kinetics*, Vol. 9, Elsevier, NY, **1973**, pp. 257–280; Challis, B.C.; Challis, J.C., in Zabicky, J. *The Chemistry of Amides*, Wiley, NY, **1970**, pp. 731–857.

cases. For basic catalysis,¹⁵⁸⁹ the mechanism is B_{AC}2.



There is much evidence for this mechanism, similar to that discussed for ester hydrolysis. A molecular-orbital study on the mechanism of amide hydrolysis is available.¹⁵⁹⁰ In certain cases, kinetic studies have shown that the reaction is second order in OH⁻, indicating that **94** can lose a proton to give **95**.¹⁵⁹¹ Depending on the nature



of R', **95** can cleave directly to give the two negative ions (path *a*) or become N-protonated prior to or during the act of cleavage (path *b*), in which case the products are obtained directly and a final proton transfer is not necessary.¹⁵⁹² Studies of the effect, on the rate of hydrolysis and on the ratio k_{-1}/k_2 , of substituents on the aromatic rings in a series of amides CH₃CONHAr led to the conclusion that path *a* is taken when Ar contains electron-withdrawing substituents and path *b* when electron-donating groups are present.¹⁵⁹³ The presence of electron-withdrawing groups helps stabilize the negative charge on the nitrogen, so that NR'₂⁻ can be a leaving group (path *a*). Otherwise, the C–N bond does not cleave until the nitrogen is protonated (either prior to or in the act of cleavage), so that the leaving group, *even in the base-catalyzed reaction*, is not NR'₂⁻ but the conjugate NHR'₂ (path *b*). Though we have shown formation of **94** as the rate-determining step in the B_{AC}2 mechanism, this is true only at high base concentrations. At lower concentrations of base, the cleavage of **107** or **95** becomes rate determining.¹⁵⁹⁴

¹⁵⁸⁹For a comprehensive list of references, see DeWolfe, R.H.; Newcomb, R.C. *J. Org. Chem.* **1971**, *36*, 3870.

¹⁵⁹⁰Hori, K.; Kamimura, A.; Ando, K.; Mizumura, M.; Ihara, Y. *Tetrahedron* **1997**, *53*, 4317.

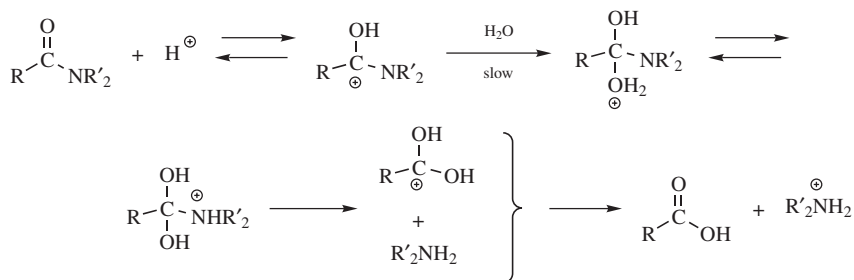
¹⁵⁹¹Biechler, S.S.; Taft, R.W. *J. Am. Chem. Soc.* **1957**, *79*, 4927. For evidence that a similar intermediate can arise in base-catalyzed ester hydrolysis see Khan, M.N.; Olagbemi, T.O. *J. Org. Chem.* **1982**, *47*, 3695.

¹⁵⁹²Eriksson, S.O. *Acta Chem. Scand.* **1968**, *22*, 892; *Acta Pharm. Suec.*, **1969**, *6*, 139.

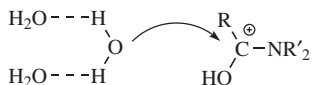
¹⁵⁹³Schowen, R.L.; Hopper, C.R.; Bazikian, C.M. *J. Am. Chem. Soc.* **1972**, *94*, 3095. Gani, V.; Viout, P. *Tetrahedron Lett.* **1972**, 5241; Menger, F.M.; Donohue, J.A. *J. Am. Chem. Soc.* **1973**, *95*, 432; Pollack, R.M.; Dumsha, T.C. *J. Am. Chem. Soc.* **1973**, *95*, 4463; Kijima, A.; Sekiguchi, S. *J. Chem. Soc. Perkin Trans. 2* **1987**, 1203.

¹⁵⁹⁴Schowen, R.L.; Jayaraman, H.; Kershner, L. *J. Am. Chem. Soc.* **1966**, *88*, 3373. See also, Gani, V.; Viout, P. *Tetrahedron* **1976**, *32*, 1669, 2883; Bowden, K.; Bromley, K. *J. Chem. Soc. Perkin Trans. 2* **1990**, 2103.

For acid catalysis, matters are less clear. The reaction is generally second order, and it is known that amides are primarily protonated on the oxygen (Chapter 8, Ref. 24). Because of these facts it has been generally agreed that most acid-catalyzed amide hydrolysis takes place by the $A_{AC}2$ mechanism.



Further evidence for this mechanism is that a small but detectable amount of ^{18}O exchange (see p. 1256) has been found in the acid-catalyzed hydrolysis of benzamide.¹⁵⁹⁵ (^{18}O exchange has also been detected for the base-catalyzed process,¹⁵⁹⁶ in accord with the $B_{AC}2$ mechanism). Kinetic data have shown that three molecules of water are involved in the rate-determining step,¹⁵⁹⁷ suggesting that, as in the $A_{AC}2$ mechanism for ester hydrolysis (16-59), additional water molecules take part in a process, such as



The four mechanisms involving alkyl-N cleavage (the AL mechanisms) do not apply to this reaction. They are not possible for unsubstituted amides, since the only N-C bond is the acyl bond. They are possible for *N*-substituted and *N,N*-disubstituted amides, but in these cases they give entirely different products and are not amide hydrolyses at all.



¹⁵⁹⁵McClelland, R.A. *J. Am. Chem. Soc.* **1975**, *97*, 5281; Bennet, A.J.; Šlebocka-Tilk, H.; Brown, R.S.; Guthrie, J.P.; Jodhan, A. *J. Am. Chem. Soc.* **1990**, *112*, 8497.

¹⁵⁹⁶Bender, M.L.; Thomas, R.J. *J. Am. Chem. Soc.* **1961**, *83*, 4183; Bunton, C.A.; Nayak, B.; O'Connor, C. *J. Org. Chem.* **1968**, *33*, 572; Šlebocka-Tilk, H.; Bennet, A.J.; Hogg, H.J.; Brown, R.S. *J. Am. Chem. Soc.* **1991**, *113*, 1288; McClelland, R.A. *J. Am. Chem. Soc.* **1975**, *97*, 5281; Bennet, A.J.; Šlebocka-Tilk, H.; Brown, R.S.; Guthrie, J.P.; Jodhan, A. *J. Am. Chem. Soc.* **1990**, *112*, 8497.

¹⁵⁹⁷Moodie, R.B.; Wale, P.D.; Whaite, K. *J. Chem. Soc.* **1963**, 4273; Yates, K.; Stevens, J.B. *Can. J. Chem.* **1965**, *43*, 529; Yates, K.; Riordan, J.C. *Can. J. Chem.* **1965**, *43*, 2328.

This reaction, while rare, has been observed for various *N-tert*-butylamides in 98% sulfuric acid, where the mechanism was the $A_{AL}1$ mechanism,¹⁵⁹⁸ and for certain amides containing an azo group, where a $B_{AL}1$ mechanism was postulated.¹⁵⁹⁹ Of the two first-order acyl cleavage mechanisms, only the $A_{AC}1$ has been observed, in concentrated sulfuric acid solutions.¹⁶⁰⁰ Of course, the diazotization of unsubstituted amides might be expected to follow this mechanism, and there is evidence that this is true.¹⁵⁸⁴

OS I, 14, 111, 194, 201, 286; II, 19, 25, 28, 49, 76, 208, 330, 374, 384, 457, 462, 491, 503, 519, 612; III, 66, 88, 154, 256, 410, 456, 586, 591, 661, 735, 768, 813; IV, 39, 42, 55, 58, 420, 441, 496, 664; V, 27, 96, 341, 471, 612, 627; VI, 56, 252, 507, 951, 967; VII, 4, 287; VIII, 26, 204, 241, 339, 451.

The oxidation of aldehydes to carboxylic acids can proceed by a nucleophilic mechanism, but more often it does not. The reaction is considered in Chapter 19 (19-23). Basic cleavage of β -keto esters and the haloform reaction could be considered at this point, but they are also electrophilic substitutions and are treated in Chapter 12 (12-43 and 12-44).

B. Attack by OR at an Acyl Carbon

16-61 Alcoholysis of Acyl Halides

Alkoxy-de-halogenation



The reaction between acyl halides and alcohols or phenols is the best general method for the preparation of carboxylic esters. It is believed to proceed by a S_N2 mechanism.¹⁶⁰¹ As with 16-57, the mechanism can be S_N1 or tetrahedral.¹⁵¹⁰ Pyridine catalyzes the reaction by the nucleophilic catalysis route (see 16-58). Lewis acids such as lithium perchlorate can be used.¹⁶⁰² The reaction is of wide scope, and many functional groups do not interfere. A base is frequently added to combine with the HX formed. When aqueous alkali is used, this is called the *Schotten–Baumann procedure*, but pyridine is also frequently used. Both R and R' may be primary, secondary, or tertiary alkyl or aryl. Enol esters can also be prepared by this method, though *C*-acylation competes in these cases. In difficult cases, especially with hindered acids or tertiary R', the alkoxide can be used instead of the alcohol.¹⁶⁰³ Activated alumina has also been used as a catalyst, for

¹⁵⁹⁸Lacey, R.N. *J. Chem. Soc.* **1960**, 1633; Druet, L.M.; Yates, K. *Can. J. Chem.* **1984**, 62, 2401.

¹⁵⁹⁹Stodola, F.H. *J. Org. Chem.* **1972**, 37, 178.

¹⁶⁰⁰Duffy, J.A.; Leisten, J.A. *J. Chem. Soc.* **1960**, 545, 853; Barnett, J.W.; O'Connor, C.J. *J. Chem. Soc., Chem. Commun.* **1972**, 525; *J. Chem. Soc. Perkin Trans. 2* **1972**, 2378.

¹⁶⁰¹Bentley, T.W.; Llewellyn, G.; McAlister, J.A. *J. Org. Chem.* **1996**, 61, 7927; Kevill, D.N.; Knauss, D.C. *J. Chem. Soc. Perkin Trans. 2* **1993**, 307; Fleming, I.; Winter, S.B.D. *Tetrahedron Lett.* **1993**, 34, 7287.

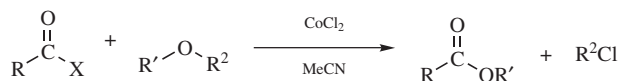
¹⁶⁰²Bandgar, B.P.; Kamble, V.T.; Sadavarte, V.S.; Uppalla, L.S. *Synlett* **2002**, 735.

¹⁶⁰³For an example, see Kaiser, E.M.; Woodruff, R.A. *J. Org. Chem.* **1970**, 35, 1198.

tertiary R'.¹⁶⁰⁴ Thallium salts of phenols give very high yields of phenolic esters,¹⁶⁰⁵ and BiOCl is very effective for the preparation of phenolic acetates.¹⁶⁰⁶ Phase-transfer catalysis has been used for hindered phenols.¹⁶⁰⁷ Zinc has been used to couple alcohols and acyl chlorides,¹⁶⁰⁸ and catalytic Cu(acac)₂ and benzoyl chloride was used to prepare the mono-benzoate of ethylene glycol.¹⁶⁰⁹ Selective acylation is possible in some cases.¹⁶¹⁰

Acyl halides react with thiols, in the presence of zinc, to give the corresponding thio-ester.¹⁶¹¹ The reaction of acid chlorides or anhydrides (see **16-62**) with diphenyldiselenide, in the presence of Sm/CoCl₂¹⁶¹² or Sm/CrCl₃¹⁶¹³ gave the corresponding seleno ester (PhSeCOMe).

Acyl halides can also be converted to carboxylic acids by using ethers instead of alcohols, in MeCN in the presence of certain catalysts such as cobalt(II) chloride.¹⁶¹⁴ A variation of this reaction has been reported that uses acetic anhydride.¹⁶¹⁵



This is a method for the cleavage of ethers (see also, **10-49**).

OS **I**, 12; **III**, 142, 144, 167, 187, 623, 714; **IV**, 84, 263, 478, 479, 608, 616, 788; **V**, 1, 166, 168, 171; **VI**, 199, 259, 312, 824; **VII**, 190; **VIII**, 257, 516.

16-62 Alcoholysis of Anhydrides

Alkoxy-de-acyloxy-substitution



The scope of this reaction is similar to that of **16-61**. Anhydrides are somewhat less reactive than acyl halides, and they are often used to prepare carboxylic esters. Benzyl acetates have been prepared via microwave irradiation of benzylic alcohols

¹⁶⁰⁴Nagasawa, K.; Yoshitake, S.; Amiya, T.; Ito, K. *Synth. Commun.* **1990**, *20*, 2033.

¹⁶⁰⁵Taylor, E.C.; McLay, G.W.; McKillop, A. *J. Am. Chem. Soc.* **1968**, *90*, 2422.

¹⁶⁰⁶Ghosh, R.; Maiti, S.; Chakraborty, A. *Tetrahedron Lett.* **2004**, *45*, 6775.

¹⁶⁰⁷Illi, V.O. *Tetrahedron Lett.* **1979**, 2431. For another method, see Nekhoroshev, M.V.; Ivakhnenko, E.P.; Okhlobystin, O.Yu. *J. Org. Chem. USSR* **1977**, *13*, 608.

¹⁶⁰⁸Yadav, J.S.; Reddy, G.S.; Svinivas, D.; Himabindu, K. *Synth. Commun.* **1998**, *28*, 2337.

¹⁶⁰⁹Sirkecioglu, O.; Karliga, B.; Talinli, N. *Tetrahedron Lett.* **2003**, *44*, 8483.

¹⁶¹⁰Srivastava, V.; Tandon, A.; Ray, S. *Synth. Commun.* **1992**, *22*, 2703.

¹⁶¹¹Meshram, H.M.; Reddy, G.S.; Bindu, K.H.; Yadav, J.S. *Synlett* **1998**, 877.

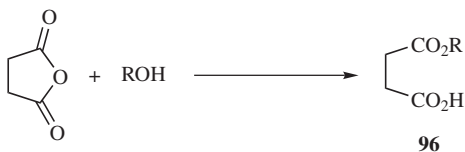
¹⁶¹²Chen, R.; Zhang, Y. *Synth. Commun.* **2000**, *30*, 1331.

¹⁶¹³Liu, Y.; Zhang, Y. *Synth. Commun.* **1999**, *29*, 4043.

¹⁶¹⁴See Ahmad, S.; Iqbal, J. *Chem. Lett.* **1987**, 953, and references cited therein.

¹⁶¹⁵Lakouraj, M.; Movassaghi, B.; Fasihi, J. *J. Chem. Res. (S)* **2001**, 378.

and acetic anhydride.¹⁶¹⁶ Acids,¹⁶¹⁷ Lewis acids,¹⁶¹⁸ and bases, such as pyridine are often used as catalysts.¹⁶¹⁹ Acetic anhydride and NiCl₂ with microwave irradiation converts benzylic alcohols to the corresponding acetate.¹⁶²⁰ The monoacetate of 1,2-diols have been prepared using CeCl₃ as a catalyst.¹⁶²¹ Pyridine is a nucleophilic-type catalyst (see **16-58**). 4-(*N,N*-Dimethylamino)pyridine is a better catalyst and can be used in cases where pyridine fails.¹⁶²² *N*-Bromosuccinimide has been shown to catalyzed esterification of alcohols with acetic anhydride.¹⁶²³ Formic anhydride is not a stable compound but esters of formic acid can be prepared by treating alcohols¹⁶²⁴ or phenols¹⁶²⁵ with acetic-formic anhydride. Cyclic anhydrides give mono-esterified dicarboxylic acids, such as **96**.¹⁶²⁶ The asymmetric alcoholysis of cyclic anhydrides has been reviewed.¹⁶²⁷



Alcohols can also be acylated by mixed organic–inorganic anhydrides, such as acetic-phosphoric anhydride, MeCOOPO(OH)₂¹⁶²⁸ (see **16-68**). Thioesters of the type ArS(C=O)Me have been prepared from diphenyl disulfide and PBU₃, followed by treatment with acetic anhydride.¹⁶²⁹

¹⁶¹⁶Bandgar, B.P.; Kasture, S.P.; Kamble, V.T. *Synth. Commun.* **2001**, *31*, 2255.

¹⁶¹⁷Nafion-H has been used: Kumareswaran, R.; Pachamuthu, K.; Vankar, Y.D. *Synlett* **2000**, 1652.

¹⁶¹⁸Some of the catalysts used are Cu(OTf)₂; Saravanan, P.; Singh, V.K. *Tetrahedron Lett.* **1999**, *40*, 2611.

In(OTf)₃: Barrero, A.F.; Alvarez-Manzaneda, E.J.; Chahboun, R.; Meneses, R. *Synlett* **1999**, 1663. **In**Cl₃: Chakraborti, A.K.; Gulhane, R. *Tetrahedron Lett.* **2003**, *44*, 6749. **Ti**Cl₄: Chandrasekhar, S.; Ramachandar, T.; Reddy, M.V.; Takhi, M. *J. Org. Chem.* **2000**, *65*, 4729. **Li**ClO₄: Nakae, Y.; Kusaki, I.; Sato, T. *Synlett* **2001**, 1584; **Ce**(OTf)₃: Dalpozzo, R.; DeNino, A.; Maiuolo, L.; Procopio, A.; Nardi, M.; Bartoli, G.; Romeo, R. *Tetrahedron Lett.* **2003**, *44*, 5621. **Yb**(OTf)₃: Dumeunier, R.; Markó, I.E. *Tetrahedron Lett.* **2004**, *45*, 825. **Ru**Cl₃: De, S.K. *Tetrahedron Lett.* **2004**, *45*, 2919. **Mg**(ClO₄)₂: Bartoli, G.; Bosco, M.; Dalpozzo, R.; Marcantoni, E.; Massaccesi, M.; Sambri, L. *Eur. J. Org. Chem.* **2003**, 4611.

¹⁶¹⁹For a list of catalysts, with references, see Larock, R.C. *Comprehensive Organic Transformations*, 2nd ed., Wiley-VCH, NY, **1999**, pp. 1955–1957.

¹⁶²⁰Constantinou-Kokotou, V.; Peristeraki, A. *Synth. Commun.* **2004**, *34*, 4227.

¹⁶²¹Clarke, P.A.; Kayaleh, N.E.; Smith, M.A.; Baker, J.R.; Bird, S.J.; Chan, C. *J. Org. Chem.* **2002**, *67*, 5226; Clarke, P.A. *Tetrahedron Lett.* **2002**, *43*, 4761.

¹⁶²²For reviews, see Scriven, E.F.V. *Chem. Soc. Rev.* **1983**, *12*, 129; Höfle, G.; Steglich, W.; Vorbrüggen, H. *Angew. Chem. Int. Ed.* **1978**, *17*, 569.

¹⁶²³Karimi, B.; Seradj, H. *Synlett* **2001**, 519.

¹⁶²⁴For example, see Stevens, W.; van Es, A. *Recl. Trav. Chim. Pays-Bas* **1964**, *83*, 1287; van Es, A.; Stevens, W. *Recl. Trav. Chim. Pays-Bas* **1965**, *84*, 704.

¹⁶²⁵For example, see Stevens, W.; van Es, A. *Recl. Trav. Chim. Pays-Bas* **1964**, *83*, 1294; Sōfuku, S.; Muramatsu, I.; Hagitani, A. *Bull. Chem. Soc. Jpn.* **1967**, *40*, 2942.

¹⁶²⁶For conversion of an anhydride to a mono-ester with high enantioselectivity, see Chen, Y.; Tian, S.-K.; Deng, L. *J. Am. Chem. Soc.* **2000**, *122*, 9542.

¹⁶²⁷Chen, Y.; McDaid, P.; Deng, L. *Chem. Rev.* **2003**, *103*, 2965.

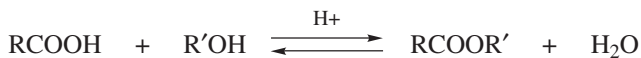
¹⁶²⁸Fatiadi, A.J. *Carbohydr. Res.* **1968**, *6*, 237.

¹⁶²⁹Ayers, J.T.; Anderson, S.R. *Synth. Commun.* **1999**, *29*, 351. This transformation has also been accomplished with Zn/AlCl₃; see Movassagh, B. Lakouraj, M.M.; Fadaei, Z. *J. Chem. Res. (S)* **2001**, 22.

OS I, 285, 418; II, 69, 124; III, 11, 127, 141, 169, 237, 281, 428, 432, 690, 833; IV, 15, 242, 304; V, 8, 459, 591, 887; VI, 121, 245, 560, 692; 486; VIII, 141, 258.

16-63 Esterification of Carboxylic Acids

Alkoxy-de-hydroxylation



The esterification of carboxylic acids with alcohols¹⁶³⁰ is the reverse of 16-60 and can be accomplished only if a means is available to drive the equilibrium to the right.¹⁶³¹ There are many ways of doing this, among which are (1) addition of an excess of one of the reactants, usually the alcohol; (2) removal of the ester or the water by distillation; (3) removal of water by azeotropic distillation; and (4) removal of water by use of a dehydrating agent, silica gel,¹⁶³² or a molecular sieve. When R' is methyl, the most common way of driving the equilibrium is by adding excess MeOH; when R' is ethyl, it is preferable to remove water by azeotropic distillation.¹⁶³³ The most common catalysts are H₂SO₄ and TsOH, although some reactive acids (e.g., formic,¹⁶³⁴ trifluoroacetic¹⁶³⁵) do not require a catalyst. Ammonium salts have been used to initiate esterification,¹⁶³⁶ and boric acid has been used to esterify α -hydroxy acids.¹⁶³⁷ The R' group may be primary or secondary alkyl groups other than methyl or ethyl, but tertiary alcohols usually give carbocations and elimination. Phenols can sometimes be used to prepare phenolic esters, but yields are generally very low. Selective esterification of an aliphatic carboxylic acid in the presence of an aromatic acid was accomplished with NaHSO₄·SiO₂ and methanol.¹⁶³⁸

Diphenylammonium triflate was useful for direct esterification of carboxylic acids with longer chain aliphatic alcohols.¹⁶³⁹ Photoirradiation of carboxylic acid with CBr₄¹⁶⁴⁰ or CCl₄¹⁶⁴¹ in methanol was shown to give the methyl ester, with high selectivity for nonconjugated acids in the case of CBr₄. *O*-Alkylisoureas react

¹⁶³⁰For a review of some methods, see Haslam, E. *Tetrahedron* **1980**, *36*, 2409.

¹⁶³¹For a list of reagents, with references, see Larock, R.C. *Comprehensive Organic Transformations*, 2nd ed., Wiley-VCH, NY, **1999**, pp. 1932–1941.

¹⁶³²Nascimento, M.de G.; Zanotto, S.P.; Scremin, M.; Rezende, M.C. *Synth. Commun.* **1996**, *26*, 2715.

¹⁶³³Newman, M.S. *An Advanced Organic Laboratory Course*; Macmillan, NY, **1972**, pp. 8–10.

¹⁶³⁴Formates can be prepared if diisopropyl ether is used to remove water by azeotropic distillation: Werner, W. *J. Chem. Res. (S)* **1980**, 196. For an alternative synthesis of formate esters using trifluoroethyl formate, see Hill, D.R.; Hsiao, C.-N.; Kurukulasuriya, R.; Wittenberger, S.J. *Org. Lett.* **2002**, *4*, 111.

¹⁶³⁵Johnston, B.H.; Knipe, A.C.; Watts, W.E. *Tetrahedron Lett.* **1979**, 4225.

¹⁶³⁶Wakasugi, K.; Nakamura, A.; Tanabe, Y. *Tetrahedron Lett.* **2001**, *42*, 7427; Gacem, B.; Jenner, G. *Tetrahedron Lett.* **2003**, *44*, 1391.

¹⁶³⁷Houston, T.A.; Wilkinson, B.L.; Blanchfield, J.T. *Org. Lett.* **2004**, *6*, 679.

¹⁶³⁸Das, B.; Venkataiah, B.; Madhsudhan, P. *Synlett* **2000**, 59.

¹⁶³⁹Wakasugi, K.; Misaki, T.; Yamada, K.; Tanabe, Y. *Tetrahedron Lett.* **2000**, *41*, 5249.

¹⁶⁴⁰Lee, A.S.-Y.; Yang, H.-C.; Su, F.-Y. *Tetrahedron Lett.* **2001**, *42*, 301.

¹⁶⁴¹Hwu, J.R.; Hsu, C.-Y.; Jain, M.L. *Tetrahedron Lett.* **2004**, *45*, 5151.

with conjugated carboxylic acids to give the corresponding ester with microwave irradiation,¹⁶⁴² and a polymer-bound *O*-alkylurea has been used as well.¹⁶⁴³

Mixing the carboxylic acid and alcohol with *p*-toluenesulfonic acid (neat), gave the ester in 3 min with microwave irradiation.¹⁶⁴⁴ Esterification has also been accomplished using ionic liquids as the reaction medium,¹⁶⁴⁵ and a solid-state esterification was reported on P₂O₅/SiO₂.¹⁶⁴⁶ Diols are converted to the monoacetate by heating with acetic acid on a zeolite.¹⁶⁴⁷



Both γ - and δ -hydroxy acids such as **97** are easily converted to a lactone by treatment with acids, or often simply on standing, but larger and smaller lactone rings cannot be made in this manner, because polyester formation occurs more readily.¹⁶⁴⁸ Often the conversion of a group, such as keto or halogen, γ or δ to a carboxyl group, to a hydroxyl group gives the lactone directly, since the hydroxy acid cyclizes too rapidly for isolation. β -Substituted β -hydroxy acids can be converted to β -lactones by treatment with benzenesulfonyl chloride in pyridine at 0–5°C.¹⁶⁴⁹ ϵ -Lactones (seven-membered rings) have been made by cyclization of ϵ -hydroxy acids at high dilution.¹⁶⁵⁰ Macrocyclic lactones¹⁶⁵¹ can be prepared indirectly in very good yields by conversion of the hydroxy acids to 2-pyridinethiol esters and adding these to refluxing xylene.¹⁶⁵² Palladium-catalyzed aromatic carboxylation

¹⁶⁴²Crosignani, S.; White, P.D.; Linclau, B. *Org. Lett.* **2002**, *4*, 2961.

¹⁶⁴³Crosignani, S.; White, P.D.; Steinauer, R.; Linclau, B. *Org. Lett.* **2003**, *5*, 853; Crosignani, S.; White, P.D.; Linclau, B. *J. Org. Chem.* **2004**, *69*, 5897.

¹⁶⁴⁴Loupy, A.; Petit, A.; Ramdan, M.; Yvanaeff, C.; Majdoub, M.; Labiad, B.; Villemin, D. *Can. J. Chem.* **1993**, *71*, 90. See also, Zhang, Z.; Zhou, L.; Zhang, M.; Wu, H.; Chen, Z. *Synth. Commun.* **2001**, *31*, 2435; Fan, X.; Yuan, K.; Hao, C. Li, N.; Tan, G.; Yu, X. *Org. Prep. Proceed. Int.* **2000**, *32*, 287.

¹⁶⁴⁵Isobe, T.; Ishikawa, T. *J. Org. Chem.* **1999**, *64*, 6984.

¹⁶⁴⁶Eshghi, H.; Rafei, M.; Karimi, M.H. *Synth. Commun.* **2001**, *31*, 771.

¹⁶⁴⁷Srinivas, K.V.N.S.; Mahender, I.; Das, B. *Synlett* **2003**, 2419.

¹⁶⁴⁸For a review of the synthesis of lactones and lactams, see Wolfe, J.F.; Ogliaruso, M.A., in Patai, S. *The Chemistry of Acid Derivatives*, pt. 2, Wiley, NY, **1979**, pp. 1062–1330. For a list of methods for converting hydroxy acids to lactones, with references, see Larock, R.C. *Comprehensive Organic Transformations*, 2nd ed., Wiley-VCH, NY, **1989**, pp. 1861–1867.

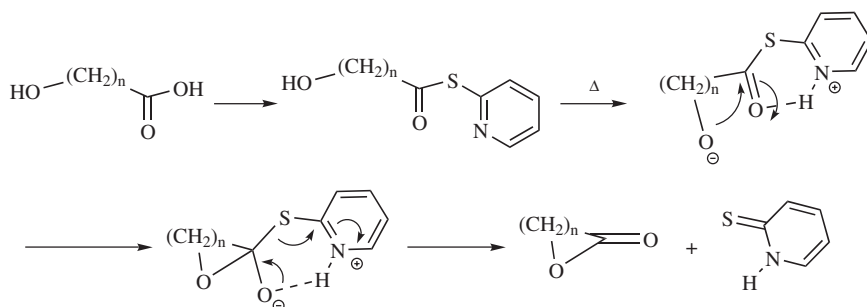
¹⁶⁴⁹Adam, W.; Baeza, J.; Liu, J. *J. Am. Chem. Soc.* **1972**, *94*, 2000. For other methods of converting β -hydroxy acids to β -lactones, see Merger, F. *Chem. Ber.* **1968**, *101*, 2413; Blume, R.C. *Tetrahedron Lett.* **1969**, 1047.

¹⁶⁵⁰Lardelli, G.; Lamberti, V.; Weller, W.T.; de Jonge, A.P. *Recl. Trav. Chim. Pays-Bas* **1967**, *86*, 481.

¹⁶⁵¹For reviews on the synthesis of macrocyclic lactones, see Nicolaou, K.C. *Tetrahedron* **1977**, *33*, 683; Back, T.G. *Tetrahedron* **1977**, *33*, 3041; Masamune, S.; Bates, G.S.; Corcoran, J.W. *Angew. Chem. Int. Ed.* **1977**, *16*, 585.

¹⁶⁵²Corey, E.J.; Brunelle, D.J.; *Tetrahedron Lett.* **1976**, 3409; Wollenberg, R.H.; Nimitz, J.S.; Gokcek, D.Y. *Tetrahedron Lett.* **1980**, *21*, 2791; Thalmann, A.; Oertle, K.; Gerlach, H. *Org. Synth.* **VII**, 470. See also, Schmidt, U.; Heermann, D. *Angew. Chem. Int. Ed.* **1979**, *18*, 308. For a ruthenium-catalyzed macrocyclization see Trost, B.M.; Chisholm, J.D. *Org. Lett.* **2002**, *4*, 3743.

reactions generated carboxylic acids *in situ*, and when an alcohol unit is present elsewhere in the molecule cyclization gives the corresponding lactone.¹⁶⁵³



A closely related method, which often gives higher yields of a macrocyclic lactone, involves treatment of the hydroxy acids with 1-methyl- or 1-phenyl-2-halopyridinium salts, especially 1-methyl-2-chloropyridinium iodide (*Mukaiyama's reagent*).¹⁶⁵⁴ Another method uses organotin oxides¹⁶⁵⁵ and both $\text{TiCl}_4/\text{AgClO}_4$ ¹⁶⁵⁶ and $\text{TiCl}_2(\text{OSO}_2\text{CF}_3)_2$ ¹⁶⁵⁷ have been used.

Esterification is catalyzed by acids (not bases) in ways that were discussed on p. 1402.¹⁵⁴⁹ The mechanisms are usually $A_{AC}2$, but $A_{AC}1$ and $A_{AL}1$ have also been observed.¹⁶⁵⁸ Certain acids, such as 2,6-di-ortho-substituted benzoic acids, cannot be esterified by the $A_{AC}2$ mechanism because of steric hindrance (p. 481). In such cases, esterification can be accomplished by dissolving the acid in 100% H_2SO_4 (forming the ion RCO^+) and pouring the solution into the alcohol ($A_{AC}1$ mechanism). The reluctance of hindered acids to undergo the normal $A_{AC}2$ mechanism can sometimes be put to advantage when, in a molecule containing two COOH groups,

¹⁶⁵³Kayaki, Y.; Noguchi, Y.; Iwasa, S.; Ikariya, T.; Noyori, R. *Chem. Commun.* **1999**, 1235.

¹⁶⁵⁴For a review of reactions with this and related methods, see Mukaiyama, T. *Angew. Chem. Int. Ed.* **1979**, *18*, 707. For a polymer-supported Mukaiyama reagent, see Convers, E.; Tye, H.; Whittaker, M. *Tetrahedron Lett.* **2004**, *45*, 3401.

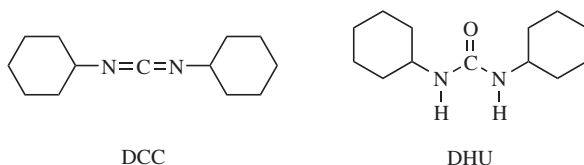
¹⁶⁵⁵Steliou, K.; Szczygielska-Nowosielska, A.; Favre, A.; Poupart, M.A.; Hanessian, S. *J. Am. Chem. Soc.* **1980**, *102*, 7578; Steliou, K.; Poupart, M.A. *J. Am. Chem. Soc.* **1983**, *105*, 7130. For some other methods, see Masamune, S.; Kamata, S.; Schilling, W. J. *Am. Chem. Soc.* **1975**, *97*, 3515; Scott, L.T.; Naples, J.O. *Synthesis* **1976**, 738; Kurihara, T.; Nakajima, Y.; Mitsunobu, O. *Tetrahedron Lett.* **1976**, 2455; Corey, E.J.; Brunelle, D.J.; Nicolaou, K.C. *J. Am. Chem. Soc.* **1977**, *99*, 7359; Vorbrüggen, H.; Krolkiewicz, K. *Angew. Chem. Int. Ed.* **1977**, *16*, 876; Nimitz, J.S.; Wollenberg, R.H. *Tetrahedron Lett.* **1978**, 3523; Inanaga, J.; Hirata, K.; Saeki, H.; Katsuki, T.; Yamaguchi, M. *Bull. Chem. Soc. Jpn.* **1979**, *52*, 1989; Venkataraman, K.; Wagle, D.R. *Tetrahedron Lett.* **1980**, *21*, 1893; Schmidt, U.; Dietsche, M. *Angew. Chem. Int. Ed.* **1981**, *20*, 771; Taniguchi, N.; Kinoshita, H.; Inomata, K.; Kotake, H. *Chem. Lett.* **1984**, 1347; Cossy, J.; Pete, J. *Bull. Soc. Chim. Fr.* **1988**, 989.

¹⁶⁵⁶Shiina, I.; Miyoshi, S.; Miyashita, M.; Mukaiyama, T. *Chem. Lett.* **1994**, 515; Mukaiyama, T.; Izumi, J.; Miyashita, M.; Shiina, I. *Chem. Lett.* **1993**, 907.

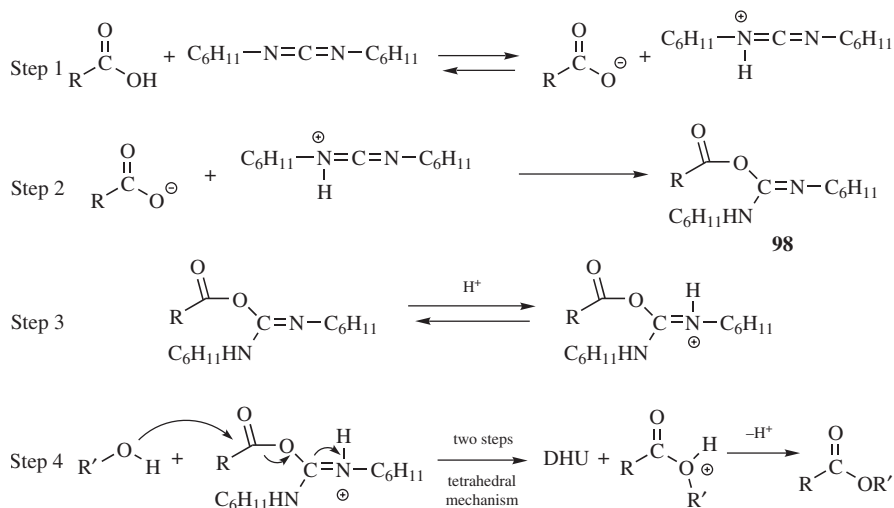
¹⁶⁵⁷Hojo, M.; Nagayoshi, M.; Fujii, A.; Yanagi, T.; Ishibashi, N.; Miura, K.; Hosomi, A. *Chem. Lett.* **1994**, 719.

¹⁶⁵⁸For a review of aspects of the mechanism, see Salomaa, P.; Kankaanperä, A.; Pihlaja, K., in Patai, S. *The Chemistry of the Hydroxyl Group*, pt. 1, Wiley, NY, **1971**, pp. 466–481.

only the less hindered one is esterified. The $A_{AC}1$ pathway cannot be applied to unhindered carboxylic acids.



Another way to esterify a carboxylic acid is to treat it with an alcohol in the presence of a dehydrating agent.¹⁶³¹ One of these is dicyclohexylcarbodiimide (DCC), which is converted in the process to dicyclohexylurea (DHU). The mechanism¹⁶⁵⁹ has much in common with the nucleophilic catalysis mechanism; the acid is converted to a compound with a better leaving group. However, the conversion is not by a tetrahedral mechanism (as it is in nucleophilic catalysis), since the C–O bond remains intact during this step:



Evidence for this mechanism was the preparation of *O*-acylureas similar to **98** and the finding that when catalyzed by acids they react with alcohols to give esters.¹⁶⁶⁰ Hindered tertiary alcohols can be coupled via DCC to give the hindered ester.¹⁶⁶¹ A polymer-bound carbodiimide has been used to prepare macrocyclic lactones.¹⁶⁶² In at least one case, the reaction of HOOCCH_2CN with DCC and *tert*-butanol gave the *tert*-butyl ester via a ketene intermediate.¹⁶⁶³

¹⁶⁵⁹Smith, M.; Moffatt, J.G.; Khorana, H.G. *J. Am. Chem. Soc.* **1958**, *80*, 6204; Balcom, B.J.; Petersen, N.O. *J. Org. Chem.* **1989**, *54*, 1922.

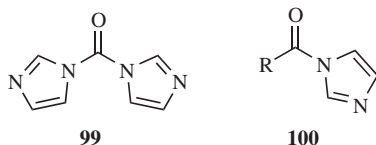
¹⁶⁶⁰Doleschall, G.; Lempert, K. *Tetrahedron Lett.* **1963**, 1195.

¹⁶⁶¹Shimizu, T.; Hiramoto, K.; Nakata, T. *Synthesis* **2001**, 1027.

¹⁶⁶²Keck, G.E.; Sanchez, C.; Wager, C.A. *Tetrahedron Lett.* **2000**, *41*, 8673.

¹⁶⁶³Nahmany, M.; Melman, A. *Org. Lett.* **2001**, *3*, 3733.

There are limitations to the use of DCC; yields are variable and *N*-acylureas are side products. Many other dehydrating agents¹⁶⁶⁴ have been used, including DCC and an aminopyridine,¹⁶⁶⁵ Amberlyst-15,¹⁶⁶⁶ chlorosilanes,¹⁶⁶⁷ MeSO₂Cl-Et₃N,¹⁶⁶⁸ and *N,N'*-carbonyldiimidazole(**99**).¹⁶⁶⁹ In the latter case, imidazolides (**100**) are intermediates that readily react with alcohols.



It is known that the Lewis acid BF₃ promotes the esterification by converting the acid to RCO⁺–BF₃[–]OH, so the reaction proceeds by an A_{AC}1 type of mechanism. The use of BF₃-etherate is simple and gives high yields.¹⁶⁷⁰ Other Lewis acids can be used.¹⁶⁷¹ Esterification has been done using a LaY zeolite.¹⁶⁷²

Carboxylic esters can also be prepared by treating carboxylic acids with *tert*-butyl ethers and acid catalysts.¹⁶⁷³



Carboxylic acids can be converted to *tert*-butyl esters by treatment with *tert*-butyl 2,2,2-trichloroacetimidate (see **10-10**) and BF₃·OEt₂.¹¹⁷³ Carboxylic esters can be formed from the carboxylate anion and a suitable alkylating agent (**10-26**).

Thioesters of the type RSC(=S)R' (a dithiocarboxylic ester) and RSC(C=O)R' (a thiocarboxylic ester) can be generated by reaction of carboxylic acids with thiols.

¹⁶⁶⁴For a list of many of these with references, see Arrieta, A.; García, T.; Lago, J.M.; Palomo, C. *Synth. Commun.* **1983**, *13*, 471.

¹⁶⁶⁵Hassner, A.; Alexanian, V. *Tetrahedron Lett.* **1978**, 4475; Neises, B.; Steglich, W. *Angew. Chem. Int. Ed.* **1978**, *17*, 522; Boden, E.P.; Keck, G.E. *J. Org. Chem.* **1985**, *50*, 2394.

¹⁶⁶⁶Petrini, M.; Ballini, R.; Marcantoni, E.; Rosini, G. *Synth. Commun.* **1988**, *18*, 847.

¹⁶⁶⁷Nakao, R.; Oka, K.; Fukumoto, T. *Bull. Chem. Soc. Jpn.* **1981**, *54*, 1267; Brook, M.A.; Chan, T.H. *Synthesis* **1983**, 201.

¹⁶⁶⁸Chandrasekaran, S.; Turner, J.V. *Synth. Commun.* **1982**, *12*, 727.

¹⁶⁶⁹For a review, see Staab, H.A.; Rohr, W. *Newer Methods Prep. Org. Chem.* **1968**, *5*, 61. See also, Morton, R.C.; Mangroo, D.; Gerber, G.E. *Can. J. Chem.* **1988**, *66*, 1701.

¹⁶⁷⁰For examples, see Marshall, J.L.; Erickson, K.C.; Folsom, T.K. *Tetrahedron Lett.* **1970**, 4011; Kadaba, P.K. *Synthesis* **1972**, 628; *Synth. Commun.* **1974**, *4*, 167.

¹⁶⁷¹Lewis acids used for esterification include FeCl₃: Sharma, G.V.M.; Mahalingam, A.K.; Nagarajan, M.; Ilangovan, P.; Radhakrishna, P. *Synlett* **1999**, 1200. Hf(Cl₄(thf)₂): Ishihara, K.; Nakayama, M.; Ohara, S.; Yamamoto, H. *Synlett* **2001**, 1117 and Ishihara, K.; Nakayama, M.; Ohara, S.; Yamamoto, H. *Tetrahedron* **2002**, *58*, 8179; Bi(OTf)₃·x H₂O: Carrigan, D.; Freiberg, D.A.; Smith, R.C.; Zerth, H.M.; Mohan, R.S. *Synthesis* **2001**, 2091; BiCl₃: Mohammadpoor-Baltork, I.; Khosropour, A.R.; Aliyan, H. *J. Chem. Res* **2001**, 280; Fe₂(SO₄)₃·x H₂O: Zhang, G.-S. *Synth. Commun.* **1999**, *29*, 607. Cerium ammonium nitrate: Pan, W.-B.; Chang, F.-R.; Wei, L.-M.; Wu, M.J.; Wu, Y.-C. *Tetrahedron Lett.* **2003**, *44*, 331.

¹⁶⁷²Narender, N.; Srinivasu, P.; Kulkarni, S.J.; Raghavan, K.V. *Synth. Commun.* **2000**, *30*, 1887.

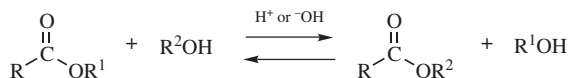
¹⁶⁷³Derevitskaya, V.A.; Klimov, E.M.; Kochetkov, N.K. *Tetrahedron Lett.* **1970**, 4269. See also, Mohacsi, E. *Synth. Commun.* **1982**, *12*, 453.

In one example, phosphorous pentasulfide was used in conjunction with a thiol to make dithiocarboxylic esters¹⁶⁷⁴ or thiocarboxylic esters.¹⁶⁷⁵ Thiocarboxylic esters were prepared from thiols and triflic acid.¹⁶⁷⁶

OS **I**, 42, 138, 237, 241, 246, 254, 261, 451; **II**, 260, 264, 276, 292, 365, 414, 526; **III**, 46, 203, 237, 381, 413, 526, 531, 610; **IV**, 169, 178, 302, 329, 390, 398, 427, 506, 532, 635, 677; **V**, 80, 762, 946; **VI**, 471, 797; **VII**, 93, 99, 210, 319, 356, 386, 470; **VIII**, 141, 251, 597; **IX**, 24, 58; **75**, 116; **75**, 129. Also see, OS **III**, 536, 742.

16-64 Transesterification

Alkoxy-de-alkoxylation



Transesterification¹⁶⁷⁷ is catalyzed¹⁶⁷⁸ by acids¹⁶⁷⁹ or bases,¹⁶⁸⁰ or performed under neutral conditions.¹⁶⁸¹ It is an equilibrium reaction and must be shifted in the desired direction. In many cases low-boiling esters can be converted to higher boiling ones by the distillation of the lower boiling alcohol as fast as it is formed. Reagents used to catalyze¹⁶⁸² transesterification include Montmorillonite K10¹⁶⁸³ and various Lewis acids.¹⁶⁸⁴ A polymer-bound siloxane has been used to induce transesterification.¹⁶⁸⁵ This reaction has been used as a method for the acylation of a primary OH in the presence of a secondary OH.¹⁶⁸⁶ Regioselectivity has

¹⁶⁷⁴Sudalai, A.; Kanagasabapathy, S.; Benicewicz, B.C. *Org. Lett.* **2000**, 2, 3213.

¹⁶⁷⁵Curphey, T.J. *Tetrahedron Lett.* **2002**, 43, 371.

¹⁶⁷⁶Imura, S.; Manabe, K.; Kobayashi, S. *Chem. Commun.* **2002**, 94.

¹⁶⁷⁷Otera, J. *Chem. Rev.* **1993**, 93, 1449.

¹⁶⁷⁸For a list of catalysts, with references, see Larock, R.C. *Comprehensive Organic Transformations*, 2nd ed., Wiley-VCH, NY, **1999**, pp. 1969–1973.

¹⁶⁷⁹Catalysts other than mineral acids can be used, for example, Amberlyst-15 resin. See Chavan, S.P.; Subbarao, Y.T.; Dantale, S.W.; Sivappa, R. *Synth. Commun.* **2001**, 31, 289.

¹⁶⁸⁰Stanton, M.G.; Gagné, M.R. *J. Org. Chem.* **1997**, 62, 8240; Vasin, V.A.; Razin, V.V. *Synlett* **2001**, 658.

¹⁶⁸¹For some methods of transesterification under neutral conditions, see Otera, J.; Yano, T.; Kawabata, A.; Nozaki, H. *Tetrahedron Lett.* **1986**, 27, 2383; Imwinkelried, R.; Schiess, M.; Seebach, D. *Org. Synth.*, 65, 230; Bandgar, B.P.; Uppalla, L.S.; Sadavarte, V.S. *Synlett* **2001**, 1715.

¹⁶⁸²For a review see Grasa, G.A.; Singh, R.; Nolan, S.P. *Synthesis* **2004**, 971.

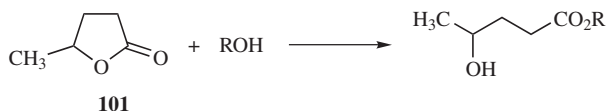
¹⁶⁸³Ponde, D.E.; Deshpande, V.H.; Bulbule, V.J.; Sudalai, A.; Gajare, A.S. *J. Org. Chem.* **1998**, 63, 1058.

¹⁶⁸⁴Lewis acids used for this reaction include **Ti(OEt)₄**; Krasik, P. *Tetrahedron Lett.* **1998**, 39, 4223. **TiCl₄**; Mahrwald, R.; Quint, S. *Tetrahedron* **2000**, 56, 7463. **Cu(NO₃)₂**; Iranpoor, N.; Firouzabadi, H.; Zolfigol, M.A. *Synth. Commun.* **1998**, 28, 1923. **Sn(OTf)₂**; Mukaiyama, T.; Shiina, I.; Miyashita, M. *Chem. Lett.* **1992**, 625. **Yb(OTf)₃**; Sharma, G.V.M.; Ilangovan, A. *Synlett* **1999**, 1963. **LiClO₄**; Bandgar, B.P.; Sadavarte, V.S.; Uppalla, L.S. *Synlett* **2001**, 1338. **FeSO₄**; Bandgar, B.P.; Sadavarte, V.S.; Uppalla, L.S. *Synth. Commun.* **2001**, 31, 2063. **Ceric ammonium nitrate**; Štefane, B.; Kočevar, M.; Polanc, S. *Synth. Commun.* **2002**, 32, 1703.

¹⁶⁸⁵Hagiwara, H.; Koseki, A.; Isobe, K.; Shimizu, K.-i.; Hoshi, T.; Suzuki, T. *Synlett* **2004**, 2188.

¹⁶⁸⁶Yamada, S. *Tetrahedron Lett.* **1992**, 33, 2171. See also, Costa, A.; Riego, J.M. *Can. J. Chem.* **1987**, 65, 2327.

also been accomplished by using enzymes (lipases) as catalysts.¹⁶⁸⁷ Lactones, such as **101**, are easily opened by treatment with alcohols¹⁶⁸⁸ to give open-chain hydroxy esters.



Transesterification has been carried out with phase-transfer catalysts, without an added solvent.¹⁶⁸⁹ Nonionic superbases (see p. 365) of the type P(RNCH₂CH₂)₃N catalyze the transesterification of carboxylic acid esters at 25°C.¹⁶⁹⁰ Silyl esters (R'CO₂SiR₃) have been converted to alkyl esters (R'CO₂R) via reaction with alkyl halides and tetrabutylammonium fluoride.¹⁶⁹¹ Thioesters are converted to phenolic esters by treatment with triphosgene–pyridine and then phenol.¹⁶⁹²

Transesterification occurs by mechanisms¹⁶⁹³ that are identical with those of ester hydrolysis, except that ROH replaces HOH (by the acyl-oxygen fission mechanisms). When alkyl fission takes place, the products are the *acid* and the *ether*:



Therefore, transesterification reactions frequently fail when R' is tertiary, since this type of substrate most often reacts by alkyl–oxygen cleavage. In such cases, the reaction is of the Williamson type with OCOR as the leaving group (see **10-10**).



With enol esters such as **102**, reaction with an alcohol gives an ester and the enol of a ketone, which readily tautomerizes to the ketone as shown. Hence, enol esters are good acylating agents for alcohols.¹⁶⁹⁴ This transformation has been

¹⁶⁸⁷Wong, C.H.; Whitesides, G. M. in Baldwin, J.E. *Enzymes in Synthetic Organic Chemistry, Tetrahedron Organic Chemistry Series* Vol. 12, Pergamon Press, NY, **1994**; Faber, K. *Biotransformations in Organic Chemistry. A Textbook*, 2nd ed; Springer-Verlag, NY, **1995**; Córdova, A.; Janda, K.D. *J. Org. Chem.* **2001**, *66*, 1906; Ciuffreda, P.; Casati, S.; Santaniello, E. *Tetrahedron Lett.* **2003**, *44*, 3663.

¹⁶⁸⁸Anand, R.C.; Sevlapalam, N. *Synth. Commun.* **1994**, *24*, 2743.

¹⁶⁸⁹Barry, J.; Bram, G.; Petit, A. *Tetrahedron Lett.* **1988**, *29*, 4567. See also, Nishiguchi, T.; Taya, H. *J. Chem. Soc. Perkin Trans. 1* **1990**, 172.

¹⁶⁹⁰Ilangkumaran, P.; Verkade, J.G. *J. Org. Chem.* **1999**, *64*, 3086.

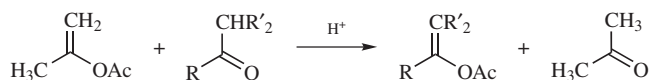
¹⁶⁹¹Ooi, T.; Sugimoto, H.; Maruoka, K. *Heterocycles* **2001**, *54*, 593.

¹⁶⁹²Joshi, U.M.; Patkar, L.N.; Rajappa, S. *Synth. Commun.* **2004**, *34*, 33.

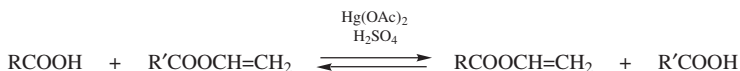
¹⁶⁹³For a review, see Koskikallio, E.A., in Patai, S. *The Chemistry of Carboxylic Acids and Esters*, Wiley, NY, **1969**, pp. 103–136.

¹⁶⁹⁴Rothman, E.S.; Hecht, S.S.; Pfeffer, P.E.; Silbert, L.S. *J. Org. Chem.* **1972**, *37*, 3551; Ilangkumaran, P.; Verkade, J.G. *J. Org. Chem.* **1999**, *64*, 9063.

accomplished in ionic liquid media,¹⁶⁹⁵ and there is a PdCl₂/CuCl₂ mediated version.¹⁶⁹⁶ Isopropenyl acetate can also be used to convert other ketones to the corresponding enol acetates in an exchange reaction:¹⁶⁹⁷



Enol esters can also be prepared in the opposite type of exchange reaction, catalyzed by mercuric acetate¹⁶⁹⁸ or Pd(II) chloride,¹⁶⁹⁹ for example,

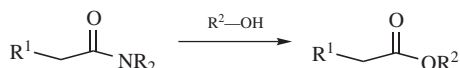


A closely related reaction is equilibration of a dicarboxylic acid and its diester to produce monoesters: The reaction of a carboxylic acid with ethyl acetate, in the presence of NaHSO₄•SiO₂, was shown to give the corresponding ethyl ester.¹⁷⁰⁰ Iodine catalyzes the transesterification of β-keto esters.¹⁷⁰¹

OS II, 5, 122, 360; III, 123, 146, 165, 231, 281, 581, 605; IV, 10, 549, 630, 977; V, 155, 545, 863; VI, 278; VII, 4, 164, 411; VIII, 155, 201, 235, 263, 350, 444, 528. See also, OS VII, 87; VIII, 71.

16-65 Alcoholysis of Amides

Alkoxy-deamidation



Alcoholysis of amides is possible,¹⁷⁰² although it is usually difficult. It has been most common with the imidazolidine type of amides (e.g., **100**). For other amides, an activating agent is usually necessary before the alcohol will replace the NR₂ unit. Dimethylformamide, however, reacted with primary alcohols in the presence of 2,4,6-trichloro-1,3,5-pyrazine (cyanuric acid) to give the corresponding formate ester.¹⁷⁰³ Treatment of an amide with triflic anhydride (CF₃SO₂OSO₂CF₃) in the

¹⁶⁹⁵Grasa, G.A.; Kissling, R.M.; Nolan, S.P. *Org. Lett.* **2002**, *4*, 3583.

¹⁶⁹⁶Bosco, J.W.J.; Saikia, A.K. *Chem. Commun.* **2004**, 1116.

¹⁶⁹⁷For examples, see Deghenghi, R.; Engel, C.R. *J. Am. Chem. Soc.* **1960**, *82*, 3201; House, H.O.; Trost, B.M. *J. Org. Chem.* **1965**, *30*, 2502.

¹⁶⁹⁸For example, see Hopff, H.; Osman, M.A. *Tetrahedron* **1968**, *24*, 2205, 3887; Mondal, M.A.S.; van der Meer, R.; German, A.L.; Heikens, D. *Tetrahedron* **1974**, *30*, 4205.

¹⁶⁹⁹Henry, P.M. *J. Am. Chem. Soc.* **1971**, *93*, 3853; *Acc. Chem. Res.* **1973**, *6*, 16.

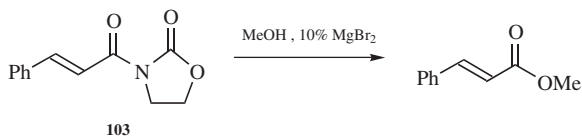
¹⁷⁰⁰Das, B.; Venkataiah, B. *Synthesis* **2000**, 1671.

¹⁷⁰¹Chavan, S.P.; Kale, R.R.; Shivasankar, K.; Chandake, S.I.; Benjamin, S.B. *Synthesis* **2003**, 2695.

¹⁷⁰²For example, see Czarnik, A.W. *Tetrahedron Lett.* **1984**, *25*, 4875. For a list of references, see Larock, R.C. *Comprehensive Organic Transformations*, 2nd ed., Wiley-VCH, NY, **1999**, pp. 197–1978.

¹⁷⁰³DeLuca, L.; Giacomelli, G.; Porcheddu, A. *J. Org. Chem.* **2002**, *67*, 5152.

presence of pyridine and then with an excess of alcohol leads to the ester,¹⁷⁰⁴ as does treatment with $\text{Me}_2\text{NCH}(\text{OMe})_2$ followed by the alcohol.¹⁷⁰⁵ Trimethyloxonium tetrafluoroborate converted primary amides to methyl esters.¹⁷⁰⁶ The reaction of acetanilide derivatives with sodium nitrite in the presence of acetic anhydride-acetic acid leads to phenolic acetates.¹⁷⁰⁷ Acyl hydrazides (RCONHNH_2) were converted to esters by reaction with alcohols and various reagents,¹⁷⁰⁸ and methoxamides (RCONHOMe) were converted to esters with TiCl_4/ROH .¹⁷⁰⁹ The reaction of an oxazolidinone amide **103** with methanol and 10% MgBr_2 gave the corresponding methyl ester.¹⁷¹⁰



C. Attack by OCOR at an Acyl Carbon

16-66 Acylation of Carboxylic Acids With Acyl Halides

Acyloxy-de-halogenation



Unsymmetrical, as well as symmetrical, anhydrides are often prepared by the treatment of an acyl halide with a carboxylic acid salt. Cobalt(II) chloride (CoCl_2) has been used as a catalyst.¹⁷¹¹ If a metallic salt is used, Na^+ , K^+ , or Ag^+ are the most common cations, but more often pyridine or another tertiary amine is added to the free acid and the resulting salt is subsequently treated with the acyl halide. Mixed formic anhydrides are prepared from sodium formate and an aryl halide, by use of a solid-phase copolymer of pyridine-1-oxide.¹⁷¹² Symmetrical anhydrides can be prepared by reaction of the acyl halide with aq. NaOH or

¹⁷⁰⁴Charette, A.B.; Chua, P. *Synlett* **1998**, 163.

¹⁷⁰⁵Anelli, P.L.; Brocchetta, M.; Palano, D.; Visigalli, M. *Tetrahedron Lett.* **1997**, 38, 2367.

¹⁷⁰⁶Kiessling, A.J.; McClure, C.K. *Synth. Commun.* **1997**, 27, 923.

¹⁷⁰⁷Glatzhofer, D.T.; Roy, R.R.; Cossey, K.N. *Org. Lett.* **2002**, 4, 2349.

¹⁷⁰⁸Prakash, O.; Sharma, V.; Sadana, A. *J. Chem. Res. (S)* **1996**, 100; Štefane, B.; Koevar, M.; Polanc, S. *Tetrahedron Lett.* **1999**, 40, 4429; Yamaguchi, J.-i.; Aoyagi, T.; Fujikura, R.; Suyama, T. *Chem. Lett.* **2001**, 466.

¹⁷⁰⁹Fisher, L.E.; Caroon, J.M.; Stabler, S.R.; Lundberg, S.; Zaidi, S.; Sorensen, C.M.; Sparacino, M.L.; Muchowski, J.M. *Can. J. Chem.* **1994**, 72, 142.

¹⁷¹⁰Orita, A.; Nagano, Y.; Hirano, J.; Otera, J. *Synlett* **2001**, 637.

¹⁷¹¹Srivastava, R.R.; Kabalka, G.W. *Tetrahedron Lett.* **1992**, 33, 593.

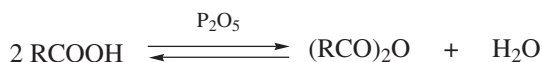
¹⁷¹²Fife, W.K.; Zhang, Z. *J. Org. Chem.* **1986**, 51, 3744. See also, Fife, W.K.; Zhang, Z., *Tetrahedron Lett.* **1986**, 27, 4933, 4937. For a review of acetic formic anhydride see Strazzolini, P.; Giumanini, A.G.; Cauci, S. *Tetrahedron* **1990**, 46 1081.

NaHCO_3 under phase-transfer conditions,¹⁷¹³ or with sodium bicarbonate with ultrasound.¹⁷¹⁴

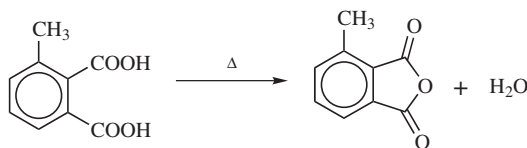
OS III, 28, 422, 488; IV, 285; VI, 8, 910; VIII, 132. See also, OS VI, 418.

16-67 Acylation of Carboxylic Acids With Carboxylic Acids

Acyloxy-de-hydroxylation



Anhydrides can be formed from two molecules of an ordinary carboxylic acid only if a dehydrating agent is present so that the equilibrium can be driven to the right. Common dehydrating agents¹⁷¹⁵ are acetic anhydride, trifluoroacetic anhydride, dicyclohexylcarbodiimide,¹⁷¹⁶ and P_2O_5 . Triphenylphosphine/ CCl_3CN with triethylamine has also been used with benzoic acid derivatives.¹⁷¹⁷ The method is very poor for the formation of mixed anhydrides, which in any case generally undergo disproportionation to the two simple anhydrides when they are heated. However, simple heating of dicarboxylic acids does give cyclic anhydrides, provided that the ring formed contains five, six, or seven members, for example,



Malonic acid and its derivatives, which would give four-membered cyclic anhydrides, do not give this reaction when heated but undergo decarboxylation (12-40) instead.

Carboxylic acids exchange with amides and esters; these methods are sometimes used to prepare anhydrides if the equilibrium can be shifted, for example,



¹⁷¹³Plusquellec, D.; Roulleau, F.; Lefeuvre, M.; Brown, E. *Tetrahedron* **1988**, *44*, 2471; Wang, J.; Hu, Y.; Cui, W. *J. Chem. Res. (S)* **1990**, 84.

¹⁷¹⁴Hu, Y.; Wang, J.-X.; Li, S. *Synth. Commun.* **1997**, *27*, 243.

¹⁷¹⁵For lists of other dehydrating agents with references, see Larock, R.C. *Comprehensive Organic Transformations*, 2nd ed., Wiley-VCH, NY, **1999**, pp. 1930–1932; Ogliaruso, M.A.; Wolfe, J.F., in Patai, S. *The Chemistry of Acid Derivatives*, pt.1, Wiley, NY, **1979**, pp. 437–438.

¹⁷¹⁶For example, see Schüssler, H.; Zahn, H. *Chem. Ber.* **1962**, *95*, 1076; Rammler, D.H.; Khorana, H.G. *J. Am. Chem. Soc.* **1963**, *85*, 1997. See also, Hata, T.; Tajima, K.; Mukaiyama, T. *Bull. Chem. Soc. Jpn.* **1968**, *41*, 2746.

¹⁷¹⁷Kim, J.; Jang, D.O. *Synth. Commun.* **2001**, *31*, 395.

Enolic esters are especially good for this purpose, because the equilibrium is shifted by formation of the ketone.



The combination of KF with 2-acetoxypropene under microwave conditions was effective.¹⁷¹⁸ Carboxylic acids also exchange with anhydrides; indeed, this is how acetic anhydride acts as a dehydrating agent in this reaction.

Anhydrides can be formed from certain carboxylic acid salts; for example, by treatment of trimethylammonium carboxylates with phosgene:¹⁷¹⁹



or of thallium(I) carboxylates with thionyl chloride,¹⁶⁰⁵ or of sodium carboxylates with CCl₄ and a catalyst such as CuCl or FeCl₂.¹⁷²⁰

OS I, 91, 410; II, 194, 368, 560; III, 164, 449; IV, 242, 630, 790; V, 8, 822; IX, 151. Also see, OS VI, 757; VII, 506.

16-68 Preparation of Mixed Organic-Inorganic Anhydrides

Nitrooxy-de-acyloxy-substitution



Mixed organic-inorganic anhydrides are seldom isolated, though they are often intermediates when acylation is carried out with acid derivatives catalyzed by inorganic acids. Sulfuric, perchloric, phosphoric, and other acids form similar anhydrides, most of which are unstable or not easily obtained because the equilibrium lies in the wrong direction. These intermediates are formed from amides, carboxylic acids, and esters, as well as anhydrides. Organic anhydrides of phosphoric acid are more stable than most others and, for example, RCOOPO(OH)₂ can be prepared in the form of its salts.¹⁷²¹ Mixed anhydrides of carboxylic and sulfonic acids (RCOOSO₂R') are obtained in high yields by treatment of sulfonic acids with acyl halides or (less preferred) anhydrides.¹⁷²²

OS I, 495; VI, 207; VII, 81.

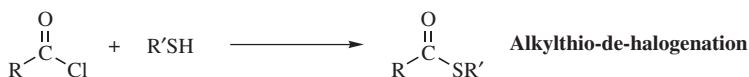
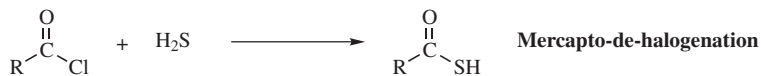
¹⁷¹⁸Villemin, D.; Labiad, B.; Loupy, A. *Synth. Commun.* **1993**, 23, 419.

¹⁷¹⁹Rinderknecht, H.; Ma, V. *Helv. Chim. Acta* **1964**, 47, 152. See also, Nangia, A.; Chandrasekaran, S. *J. Chem. Res. (S)* **1984**, 100.

¹⁷²⁰Weiss, J.; Havelka, F.; Nefedov, B.K. *Bull. Acad. Sci. USSR Div. Chem. Sci.* **1978**, 27, 193.

¹⁷²¹Avison, A.W.D. *J. Chem. Soc.* **1955**, 732.

¹⁷²²Karger, M.H.; Mazur, Y. *J. Org. Chem.* **1971**, 36, 528.

16-69 Attack by SH or SR at an Acyl Carbon¹⁷²³

Thiol acids and thiol esters¹⁷²⁴ can be prepared in this manner, which is analogous to **16-57** and **16-64**. Anhydrides¹⁷²⁵ and aryl esters (RCOOAr)¹⁷²⁶ are also used as substrates, but the reagents in these cases are usually HS⁻ and RS⁻. Thiol esters can also be prepared by treatment of carboxylic acids with P₄S₁₀-Ph₃SbO,¹⁷²⁷ or with a thiol RSH and either polyphosphate ester or phenyl dichlorophosphate PhOPOCl₂.¹⁷²⁸ Esters RCOOR' can be converted to thiol esters RCOSR² by treatment with trimethylsilyl sulfides Me₃SiSR² and AlCl₃.¹⁷²⁹

Alcohols, when treated with a thiol acid and zinc iodide, give thiol esters (R'COSR)¹⁷³⁰

OS **III**, 116, 599; **IV**, 924, 928; **VII**, 81; **VIII**, 71.

16-70 Transamidation**Alkylamino-de-amidation**

It is sometimes necessary to replace one amide group with another, particularly when the group attached to nitrogen functions as a protecting group¹⁷³¹ *N*-Benzyl amides can be converted to the corresponding *N*-allyl amide with allylamine and titanium catalysts.¹⁷³² Reaction of *N*-Boc 2-phenylethylamine (Boc = *tert*-butoxy carbonyl) with Ti(O*i*Pr)₄ and benzyl alcohol, for example, gives the *N*-Cbz derivative (Cbz = carbobenzoylecarbonyl).¹⁷³³ *N*-Carbamoyl amines were converted to

¹⁷²³For a review, see Satchell, D.P.N. *Q. Rev. Chem. Soc.* **1963**, 17, 160, pp. 182–184.

¹⁷²⁴For a review of these compounds, see Scheithauer, S.; Mayer, R. *Top. Sulfur Chem.* **1979**, 4, 1.

¹⁷²⁵Ahmad, S.; Iqbal, J. *Tetrahedron Lett.* **1986**, 27, 3791.

¹⁷²⁶Hirabayashi, Y.; Mizuta, M.; Mazume, T. *Bull. Chem. Soc. Jpn.* **1965**, 38, 320.

¹⁷²⁷Nomura, R.; Miyazaki, S.; Nakano, T.; Matsuda, H. *Chem. Ber.* **1990**, 123, 2081.

¹⁷²⁸Imamoto, T.; Kodera, M.; Yokoyama, M. *Synthesis* **1982**, 134; Liu, H.; Sabesan, S.I. *Can. J. Chem.* **1980**, 58, 2645. For other methods of converting carboxylic acids to thiol esters, see the references given in these papers. See also, Dellaria, Jr., F.F.; Nordeen, C.; Swett, L.R. *Synth. Commun.* **1986**, 16, 1043.

¹⁷²⁹Mukaiyama, T.; Takeda, T.; Atsumi, K. *Chem. Lett.* **1974**, 187. See also, Hatch, R.P.; Weinreb, S.M. *J. Org. Chem.* **1977**, 42, 3960; Cohen, T.; Gapinski, R.E. *Tetrahedron Lett.* **1978**, 4319.

¹⁷³⁰Gauthier, J.Y.; Bourdon, F.; Young, R.N. *Tetrahedron Lett.* **1986**, 27, 15.

¹⁷³¹See, for example, Swain, C.G.; Ketley, A.D.; Bader, R.F.W. *J. Am. Chem. Soc.* **1959**, 81, 2353; Knipe, A.C. *J. Chem. Soc. Perkin Trans. 2* **1973**, 589.

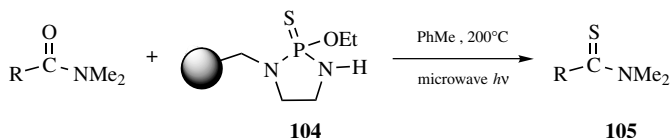
¹⁷³²Eldred, S.E.; Stone, D.A.; Gellman, S.H.; Stahl, S.S. *J. Am. Chem. Soc.* **2003**, 125, 3422.

¹⁷³³Shapiro, G.; Marzi, M. *J. Org. Chem.* **1997**, 62, 7096.

N-acetyl amines with acetic anhydride, Bu_3SnH , and $\text{Pd}(\text{PPh}_3)_4$.¹⁷³⁴ Triethylaluminum converts methyl carbamates (ArNHCO_2Me) to the corresponding propanamide.¹⁷³⁵

A related process reacts acetamide with amines and aluminum chloride to give the *N*-acetyl amine.¹⁷³⁶ Another related process converted imides to *O*-benzyloxy amides by the samarium-catalyzed reaction with *O*-benzylhydroxylamine.¹⁷³⁷

Thioamides can be prepared from amide by reaction with an appropriate sulfur reagent. The reaction of *N,N*-dimethylacetamide under microwave irradiation, with the polymer-bound reagent **104** gave **105**.¹⁷³⁸ Reaction of the thioamide with $\text{Bi}(\text{NO}_3)_3 \cdot 5 \text{H}_2\text{O}$ converts regenerates the amide.¹⁷³⁹ Oxone[®] and a thioamide, on the solid-phase, regenerates the amide.¹⁷⁴⁰ Selenoamides ($\text{RC}(=\text{Se})\text{NR}'_2$) have also been prepared from amides.¹⁷⁴¹



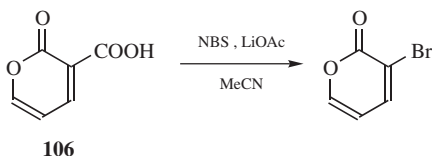
D. Attack by Halogen

16-71 The Conversion of Carboxylic Acids to Halides

Halo-de-oxido,oxo-tersubstitution



In certain cases, carboxyl groups can be replaced by halide. Acrylic acid derivatives $\text{ArCH}=\text{CHCOOH}$, for example, react with 3 equivalents of Oxone in the presence of NaBr to give a vinyl bromide $\text{ArCH}=\text{CHBr}$.¹⁷⁴² In other cases, conjugated acids, such as, **106**, have been converted to the bromide by reaction with *N*-bromosuccinimide (NBS, p. 962) and LiOAc .¹⁷⁴³



¹⁷³⁴Roos, E.C.; Bernabé, P.; Hiemstra, H.; Speckamp, W.N.; Kaptein, B.; Boesten, W.H.J. *J. Org. Chem.* **1995**, *60*, 1733.

¹⁷³⁵El Kaim, L.; Grimaud, L.; Lee, A.; Perroux, Y.; Tiria, C. *Org. Lett.* **2004**, *6*, 381.

¹⁷³⁶Bon, E.; Bigg, D.C.H.; Bertrand, G. *J. Org. Chem.* **1994**, *59*, 4035.

¹⁷³⁷Sibi, M.P.; Hasegawa, H.; Ghorpade, S.R. *Org. Lett.* **2002**, *4*, 3343.

¹⁷³⁸Ley, S.V.; Leach, A.G.; Storer, R.I. *J. Chem. Soc. Perkin Trans. 1* **2001**, 358.

¹⁷³⁹Mohammadpoor-Baltork, I.; Khodaei, M.M.; Nikoofar, K. *Tetrahedron Lett.* **2003**, *44*, 591.

¹⁷⁴⁰Mohammadpoor-Baltork, I.; Sadeghi, M.M.; Esmayilpour, K. *Synth. Commun.* **2003**, *33*, 953.

¹⁷⁴¹Saravanan, V.; Mukherjee, C.; Das, S.; Chandrasekaran, S. *Tetrahedron Lett.* **2004**, *45*, 681.


¹⁷⁴²You, H.-W.; Lee, K.-J. *Synlett* **2001**, 105.

¹⁷⁴³Cho, C.-G.; Park, J.-S.; Jung, I.-H.; Lee, H. *Tetrahedron Lett.* **2001**, *42*, 1065.

E. Attack by Nitrogen at an Acyl Carbon¹⁷⁴⁴

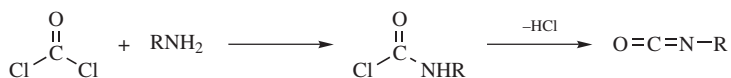
16-72 Acylation of Amines by Acyl Halides

Amino-de-halogenation



The treatment of acyl halides with ammonia or amines is a very general reaction for the preparation of amides.¹⁷⁴⁵ The reaction is highly exothermic and must be carefully controlled, usually by cooling or dilution. Ammonia gives unsubstituted amides, primary amines give *N*-substituted amides,¹⁷⁴⁶ and secondary amines give *N,N*-disubstituted amides. Arylamines can be similarly acylated. Hydroxamic acids have been prepared by this route.¹⁷⁴⁷ In some cases, aqueous alkali is added to combine with the liberated HCl. This is called the *Schotten-Baumann procedure*, as in **16-61**. Activated zinc can be used to increase the rate of amide formation when hindered amines and/or acid chlorides are used.¹⁷⁴⁸ An indium-mediated amidation reaction¹⁷⁴⁹ and a BiOCl-mediated reaction¹⁷⁵⁰ have been reported. A variation of this basic reaction uses DMF with acyl halides to give *N,N*-dimethylamides.¹⁷⁵¹ A solvent-free reaction was reported using DABCO and methanol.¹⁷⁵²

Hydrazine and hydroxylamine also react with acyl halides to give, respectively, hydrazides (RCONHNH₂)¹⁷⁵³ and hydroxamic acids (RCONHOH).¹⁷⁵⁴ When phosgene is the acyl halide, both aliphatic and aromatic primary amines give chloroformamides (ClCONHR) that lose HCl to give isocyanates (RNCO).¹⁷⁵⁵ This is one of the most common methods for



¹⁷⁴⁴For a review, see Challis, M.S.; Butler, A.R., in Patai, S. *The Chemistry of the Amino Group*, Wiley, NY, **1968**, pp. 279–290.

¹⁷⁴⁵For a review, see Beckwith, A.L.J., in Zabicky, J. *The Chemistry of Amides*, Wiley, NY, **1970**, pp. 73–185. See Jedrzejczak, M.; Motie, R.E.; Satchell, D.P.N. *J. Chem. Soc. Perkin Trans. 2* **1993**, 599 for a discussion of the kinetics of this reaction.

¹⁷⁴⁶See Bhattacharyya, S.; Gooding, O.W.; Labadie, J. *Tetrahedron Lett.* **2003**, *44*, 6099.

¹⁷⁴⁷Reddy, A.S.; Kumar, M.S.; Reddy, G.R. *Tetrahedron Lett.* **2000**, *41*, 6285.

¹⁷⁴⁸Meshram, H.M.; Reddy, G.S.; Reddy, M.M.; Yadav, J.S. *Tetrahedron Lett.* **1998**, *39*, 4103.

¹⁷⁴⁹Cho, D.H.; Jang, D.O. *Tetrahedron Lett.* **2004**, *45*, 2285.

¹⁷⁵⁰Ghosh, R.; Maiti, S.; Chakraborty, A. *Tetrahedron Lett.* **2004**, *45*, 6775.

¹⁷⁵¹Lee, W.S.; Park, K.H.; Yoon, Y-J. *Synth. Commun.* **2000**, *30*, 4241.

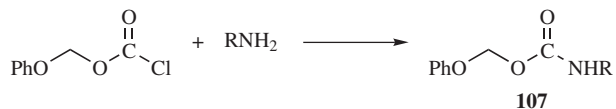
¹⁷⁵²Hajipour, A.R.; Mazloumi, Gh. *Synth. Commun.* **2002**, *32*, 23.

¹⁷⁵³For a review of hydrazides, see Paulsen, H.; Stoye, D., in Zabicky, J. *The Chemistry of Amides*, Wiley, NY, **1970**, pp. 515–600.


¹⁷⁵⁴For an improved method, see Ando, W.; Tsumaki, H. *Synth. Commun.* **1983**, *13*, 1053.

¹⁷⁵⁵For reviews of the preparation and reactions of isocyanates and isothiocyanates, see, respectively, the articles by Richter, R.; Ulrich, H. pp. 619–818, and Drobnica, L.; Kristián, P.; Augustín, J. pp. 1003–1221, in Patai S. *The Chemistry of Cyanates and Their Thio Derivatives*, pt. 2, Wiley, NY, **1977**.

the preparation of isocyanates.¹⁷⁵⁶ Thiophosgene,¹⁷⁵⁷ similarly treated, gives isothiocyanates. A safer substitute for phosgene in this reaction is trichloromethyl chloroformate CCl₃OCOC(=O)Cl.¹⁷⁵⁸ When chloroformates ROCOCl are treated with primary amines, carbamates ROCONHR' are obtained.¹⁷⁵⁹ An example of this reaction is the use of benzyl chloroformate to protect the amino group of amino acids and peptides.



The PhCH₂OCO group in **107** is called the carbobenzyoxy group,¹⁷⁶⁰ and is often abbreviated Cbz or Z. Another important group similarly used is the *tert*-butoxycarbonyl group Me₃COCO, abbreviated as Boc. In this case, the chloride (Me₃COCOC(=O)Cl) is unstable, so the anhydride, (Me₃COCO)₂O, is used instead, in an example of **16-73**. Amino groups in general are often protected by conversion to amides.¹⁷⁶¹ The treatment of acyl halides with lithium nitride gives *N,N*-diacyl amides (triacylamines), **108**.¹⁷⁶² The reactions proceed by the tetrahedral mechanism.¹⁷⁶³



A novel variation of this reaction uses nitrogen gas as the nitrogen source in the amide. The reaction of benzoyl chloride with TiCl₄/Li/Me₃SiCl/CsF and N₂, gave a 77% yield of benzamide.¹⁷⁶⁴

An interesting variation of this transformation reacts carbamoyl chlorides with organocuprates to give the corresponding amide.¹⁷⁶⁵

¹⁷⁵⁶For examples, see Ozaki, S. *Chem. Rev.* **1972**, *72*, 457, see pp. 457–460. For a review of the industrial preparation of isocyanates by this reaction, see Twitchett, H.J. *Chem. Soc. Rev.* **1974**, *3*, 209.

¹⁷⁵⁷For a review of thiophosgene, see Sharma, S. *Sulfur Rep.* **1986**, *5*, 1.

¹⁷⁵⁸Kurita, K.; Iwakura, Y. *Org. Synth.* **VI**, 715.

¹⁷⁵⁹For example see Ariza, X.; Urpí, F.; Vilarrasa, J. *Tetrahedron Lett.* **1999**, *40*, 7515. See also, Mormeneo, D.; Llebaria, A.; Delgado, A. *Tetrahedron Lett.* **2004**, *45*, 6831. For a variation involving azide and a palladium catalyst, see Okumoto, H.; Nishihara, S.; Yamamoto, S.; Hino, H.; Nozawa, A.; Suzuki, A. *Synlett* **2000**, 991.

¹⁷⁶⁰For an alternative reagent to prepare *N*-Cbz derivatives, see Yasuhara, T.; Nagaoka, Y.; Tomioka, K. *J. Chem. Soc. Perkin Trans. 1* **1999**, 2233.

¹⁷⁶¹Greene, T.W. *Protective Groups in Organic Synthesis*, Wiley, NY, **1980**, pp. 222–248, 324–326; Wuts, P.G.M.; Greene, T.W. *Protective Groups in Organic Synthesis*, 2nd ed., Wiley, NY, **1991**, pp. 327–330; Wuts, P.G.M.; Greene, T.W. *Protective Groups in Organic Synthesis*, 3rd ed., Wiley, NY, **1999**, pp. 518–525; 737–739.

¹⁷⁶²Baldwin, F.P.; Blanchard, E.J.; Koening, P.E. *J. Org. Chem.* **1965**, *30*, 671.

¹⁷⁶³Kivinen, A., in Patai, S. *The Chemistry of Acyl Halides*, Wiley, NY, **1972**; Bender, M.L.; Jones, J.M. *J. Org. Chem.* **1962**, *27*, 3771. See also, Song, B.D.; Jencks, W.P. *J. Am. Chem. Soc.* **1989**, *111*, 8479.

¹⁷⁶⁴Kawaguchi, M.; Hamaoka, S.; Mori, M. *Tetrahedron Lett.* **1993**, *34*, 6907.

¹⁷⁶⁵Lemoucheux, L.; Seitz, T.; Rouden, J.; Lasne, M.-C. *Org. Lett.* **2004**, *6*, 3703.

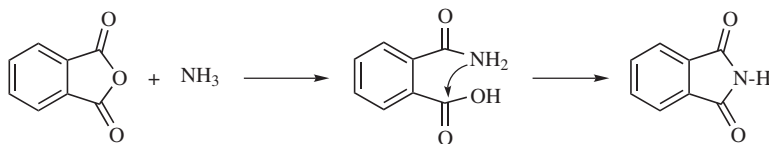
OS I, 99, 165; II, 76, 208, 278, 328, 453; III, 167, 375, 415, 488, 490, 613; IV, 339, 411, 521, 620, 780; V, 201, 336; VI, 382, 715; VII, 56, 287, 307; VIII, 16, 339; IX, 559; 81, 254. See also, OS VII, 302.

16-73 Acylation of Amines by Anhydrides

Amino-de-acyloxy-substitution



This reaction, similar in scope and mechanism¹⁷⁶⁶ to **16-72**, can be carried out with ammonia or primary or secondary amines.¹⁷⁶⁷ Note that there is a report where a tertiary amine (an *N*-alkylpyrrolidine) reacted with acetic anhydride at 120°C, in the presence of a BF₃•etherate catalyst, to give *N*-acetylpyrrolidine (an acylative dealkylation).¹⁷⁶⁸ Amino acids can be *N*-acylated using acetic anhydride and ultrasound.¹⁷⁶⁹ However, ammonia and primary amines can also give imides, in which two acyl groups are attached to the nitrogen. The conversion of cyclic anhydrides to cyclic imides is generally facile,¹⁷⁷⁰ although elevated temperatures are occasionally required to generate the imide.¹⁷⁷¹ Microwave irradiation of formamide and a cyclic anhydride generates the cyclic imide.¹⁷⁷² Cyclic imides have also been formed in ionic liquids.¹⁷⁷³ Cyclic imides were also formed by microwave irradiation of a polymer-bound phthalate after initial reaction with an amine.¹⁷⁷⁴



The second step for imide formation, which is much slower than the first, is the attack of the amide nitrogen on the carboxylic carbon. Unsubstituted and *N*-substituted amides have been used instead of ammonia. Since the other product

¹⁷⁶⁶For a discussion of the mechanism, see Kluger, R.; Hunt, J.C. *J. Am. Chem. Soc.* **1989**, *111*, 3325.

¹⁷⁶⁷For a review, see Beckwith, A.L.J., in Zabicky, J. *The Chemistry of Amides*, Wiley, NY, **1970**, pp. 86–96. See also, Naik, S.; Bhattacharjya, G.; Talukdar, B.; Patel, B.K. *Eur. J. Org. Chem.* **2004**, 1254.

¹⁷⁶⁸Dave, P. R.; Kumar, K. A.; Duddu, R.; Axenrod, T.; Dai, R.; Das, K. K.; Guan, X.-P.; Sun, J.; Trivedi, N. J.; Gilardi, R. D. *J. Org. Chem.* **2000**, *65*, 1207.

¹⁷⁶⁹Anuradha, M.V.; Ravindranath, B. *Tetrahedron* **1997**, *53*, 1123.

¹⁷⁷⁰For reviews of imides, see Wheeler, O.H.; Rosado, O., in Zabicky, J. *The Chemistry of Amides*, Wiley, NY, **1970**, pp. 335–381; Hargreaves, M.K.; Pritchard, J.G.; Dave, H.R. *Chem. Rev.* **1970**, *70*, 439 (cyclic imides).

¹⁷⁷¹Tsubouchi, H.; Tsuji, K.; Ishikawa, H. *Synlett* **1994**, 63.

¹⁷⁷²Peng, Y.; Song, G.; Qian, X. *Synth. Commun.* **2001**, *31*, 1927; Kacprzak, K. *Synth. Commun.* **2003**, *33*, 1499.

¹⁷⁷³In bmim PF₆, 1-butyl-3-methylimidazolium hexafluorophosphate: Le, Z.-G.; Chen, Z.-C.; Hu, Y.; Zheng, Q.-G. *Synthesis* **2004**, 995.

¹⁷⁷⁴Martin, B.; Sekljic, H.; Chassaing, C. *Org. Lett.* **2003**, *5*, 1851.

of this reaction is RCOOH, this is a way of “hydrolyzing” such amides in the absence of water.¹⁷⁷⁵

Even though formic anhydride is not a stable compound (see p. 723), amines can be formylated with the mixed anhydride of acetic and formic acids (HCOO-COME)¹⁷⁷⁶ or with a mixture of formic acid and acetic anhydride. Acetamides are not formed with these reagents. Secondary amines can be acylated in the presence of a primary amine by conversion to their salts and addition of 18-crown-6.¹⁷⁷⁷ The crown ether complexes the primary ammonium salt, preventing its acylation, while the secondary ammonium salts, which do not fit easily into the cavity, are free to be acylated. Dimethyl carbonate can be used to prepare methyl carbamates in a related procedure.¹⁷⁷⁸ *N*-Acetylsulfonamides were prepared from acetic anhydride and a primary sulfonamide, catalyzed by Montmorillonite K10–FeO¹⁷⁷⁹ or sulfuric acid.¹⁷⁸⁰

The reaction of anhydrides with aryl azides, in the presence of Me₃SiCl and NaI, gives *N*-aryl imides.¹⁷⁸¹

OS I, 457; II, 11; III, 151, 456, 661, 813; IV, 5, 42, 106, 657; V, 27, 373, 650, 944, 973; VI, 1; VII, 4, 70; VIII, 132; 76, 123.

16-74 Acylation of Amines by Carboxylic Acids

Amino-de-hydroxylation



When carboxylic acids are treated with ammonia or amines, salts are obtained. The salts of ammonia or primary or secondary amines can be pyrolyzed to give amides,¹⁷⁸² but the method is less convenient than **16-72**, **16-73**, and **16-75** and is seldom of preparative value.¹⁷⁸³ Heating in the presence of a base such as hexamethyldisilazide makes the amide-forming process more efficient.¹⁷⁸⁴ Boronic acids catalyze the direct conversion of carboxylic acid and amine to amides.¹⁷⁸⁵

¹⁷⁷⁵Eaton, J.T.; Rounds, W.D.; Urbanowicz, J.H.; Gribble, G.W. *Tetrahedron Lett.* **1988**, 29, 6553.

¹⁷⁷⁶For the formylation of amines with the mixed anhydride of formic and trimethylacetic acid, see Vlietstra, E.J.; Zwikker, J.W.; Nolte, R.J.M.; Drenth, W. *Recl. Trav. Chim. Pays-Bas* **1982**, 101, 460.

¹⁷⁷⁷Barrett, A.G.M.; Lana, J.C.A. *J. Chem. Soc., Chem. Commun.* **1978**, 471.

¹⁷⁷⁸Vauthey, I.; Valot, F.; Gozzi, C.; Fache, F.; Lemaire, M. *Tetrahedron Lett.* **2000**, 41, 6347.

¹⁷⁷⁹Singh, D.U.; Singh, P.R.; Samant, S.D. *Tetrahedron Lett.* **2004**, 45, 4805.

¹⁷⁸⁰Martin, M.T.; Roschangar, F.; Eaddy, J.F. *Tetrahedron Lett.* **2003**, 44, 5461.

¹⁷⁸¹Kamal, A.; Laxman, E.; Laxman, N.; Rao, N.V. *Tetrahedron Lett.* **1998**, 39, 8733.

¹⁷⁸²For example, see Mitchell, J.A.; Reid, E.E. *J. Am. Chem. Soc.* **1931**, 53, 1879. Also see, Jursic, B.S.; Zdravkovski, Z. *Synth. Commun.* **1993**, 23, 2761.

¹⁷⁸³For a review of amide formation from carboxylic acids, see Beckwith, A.L.J., in Zabicky, J. *The Chemistry of Amides*, Wiley, NY, **1970**, pp. 105–109.

¹⁷⁸⁴Chou, W.-C.; Chou, M.-C.; Lu, Y.-Y.; Chen, S.-F. *Tetrahedron Lett.* **1999**, 40, 3419. For alternative approaches using specialized reagents, see Jang, D.O.; Park, D.J.; Kim, J. *Tetrahedron Lett.* **1999**, 40, 5323; Bailén, M.A.; Chinchilla, R.; Dodsworth, D.J.; Nájera, C. *Tetrahedron Lett.* **2000**, 41, 9809 and **2001**, 42, 5013; White, J.M.; Tunoori, A.R.; Turunen, B.J.; Georg, G.I. *J. Org. Chem.* **2004**, 69, 2573.

¹⁷⁸⁵Ishihara, K.; Kondo, S.; Yamamoto, H. *Synlett* **2001**, 1371.

Polymer-bound reagents have also been used.¹⁷⁸⁶ The synthetically important Weinreb amides [RCON(Me)OMe, see **16-82**] can be prepared from the carboxylic acid and MeO(Me)NH•HCl in the presence of tributylphosphine and 2-pyridine-*N*-oxide disulfide.¹⁷⁸⁷ Di(2-pyridyl)carbonate has been used in a related reaction that generates amides directly.¹⁷⁸⁸ The reaction of a carboxylic acid and imidazole under microwave irradiation gives the amide.¹⁷⁸⁹ Microwave irradiation of a secondary amine, formic acid, 2-chloro-4,6-dimethoxy[1,3,5]triazine, and a catalytic amount of DMAP (4-dimethylaminopyridine) leads to the formamide.¹⁷⁹⁰ Ammonium bicarbonate and formamide converts acids to amides with microwave irradiation.¹⁷⁹¹ Lactams are readily produced from γ - or δ -amino acids,¹⁷⁹² for example,



This lactamization process can be promoted by enzymes, such as pancreatic porcine lipase.¹⁷⁹³ Reduction of ω -azido carboxylic acids leads to macrocyclic lactams.¹⁷⁹⁴

Although treatment of carboxylic acids with amines does not directly give amides, the reaction can be made to proceed in good yield at room temperature or slightly above by the use of coupling agents,¹⁷⁹⁵ the most important of which is dicyclohexylcarbodiimide. This reagent is very convenient and is used¹⁷⁹⁶ a great deal in peptide synthesis.¹⁷⁹⁷ A polymer-supported carbodiimide has been used.¹⁷⁹⁸ The mechanism is probably the same as in **16-63** up to the formation

¹⁷⁸⁶Buchstaller, H.P.; Ebert, H.M.; Anlauf, U. *Synth. Commun.* **2001**, *31*, 1001; Crosignani, S.; Gonzalez, J.; Swinnen, D. *Org. Lett.* **2004**, *6*, 4579; Chichilla, R.; Dodsworth, D.J.; Nájera, C.; Soriano, J.M. *Tetrahedron Lett.* **2003**, *44*, 463.

¹⁷⁸⁷Banwell, M.; Smith, J. *Synth. Commun.* **2001**, *31*, 2011. For another procedure, see Kim, M.; Lee, H.; Han, K.-J.; Kay, K.-Y. *Synth. Commun.* **2003**, *33*, 4013.

¹⁷⁸⁸Shiina, I.; Suenaga, Y.; Nakano, M.; Mukaiyama, T. *Bull. Chem. Soc. Jpn.* **2000**, *73*, 2811.

¹⁷⁸⁹Khalafi-Nezhad, A.; Mokhtari, B.; Rad, M.N.S. *Tetrahedron Lett.* **2003**, *44*, 7325; Perreux, L.; Loupy, A.; Volatron, F. *Tetrahedron* **2002**, *58*, 2155.

¹⁷⁹⁰De Lucca, L.; Giacomelli, G.; Porcheddu, A.; Salaris, M. *Synlett* **2004**, 2570.

¹⁷⁹¹Peng, Y.; Song, G. *Org. Prep. Proceed. Int.* **2002**, *34*, 95.

¹⁷⁹²See, for example, Bladé-Font, A. *Tetrahedron Lett.* **1980**, *21*, 2443. See Wei, Z.-Y.; Knaus, E.E. *Tetrahedron Lett.* **1993**, *34*, 4439 for a variation of this reaction.

¹⁷⁹³Gutman, A.L.; Meyer, E.; Yue, X.; Abell, C. *Tetrahedron Lett.* **1992**, *33*, 3943.

¹⁷⁹⁴Bosch, I.; Romea, P.; Urpí, F.; Vilarrasa, J. *Tetrahedron Lett.* **1993**, *34*, 4671. See Bai, D.; Shi, Y. *Tetrahedron Lett.* **1992**, *33*, 943 for the preparation of lactam units in para-cyclophanes.

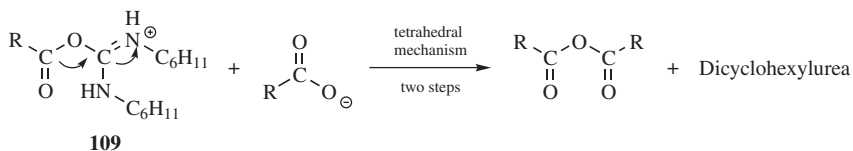
¹⁷⁹⁵For a review of peptide synthesis with dicyclohexylcarbodiimide and other coupling agents, see Klausner, Y.S.; Bodansky, M. *Synthesis* **1972**, 453.

¹⁷⁹⁶It was first used this way by Sheehan, J.C.; Hess, G.P. *J. Am. Chem. Soc.* **1955**, *77*, 1067.

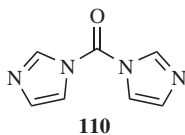
¹⁷⁹⁷For a treatise on peptide synthesis, see Gross, E.; Meienhofer, J. *The Peptides*, 3 vols., Academic Press, NY, **1979–1981**. For a monograph, see Bodanszky, M.; Bodanszky, A. *The Practice of Peptide Synthesis*, Springer, NY, **1984**.

¹⁷⁹⁸Feuerstein, M.; Doucet, H.; Santelli, M. *Tetrahedron Lett.* **2001**, *42*, 6667.

of **109**. This intermediate is then attacked by another molecule of RCOO^- to give the anhydride $(\text{RCO})_2\text{O}$, which is the actual species that reacts with the amine:



The anhydride has been isolated from the reaction mixture and then used to acylate an amine.¹⁷⁹⁹ Other promoting agents¹⁸⁰⁰ are $\text{ArB}(\text{OH})_2$ reagents,¹⁸⁰¹ $\text{Sn}[\text{N}(\text{TMS})_2]_2$,¹⁸⁰² N,N' -carbonyldiimidazole (**110**, p. 1418),¹⁸⁰³ which behaves as in reaction **16-63**, POCl_3 ,¹⁸⁰⁴ TiCl_4 ,¹⁸⁰⁵ molecular sieves,¹⁸⁰⁶ Lawesson's reagent (p. 1278),¹⁸⁰⁷ and $(\text{MeO})_2\text{POCl}$.¹⁸⁰⁸ Certain dicarboxylic acids form amides simply on treatment with primary aromatic amines. In these cases, the cyclic anhydride is an intermediate and is the species actually attacked by the amine.¹⁸⁰⁹ Carboxylic acids can also be converted to amides by heating with amides of carboxylic acids (exchange),¹⁸¹⁰ sulfonic acids, or phosphoric acids, for example,¹⁸¹¹



¹⁷⁹⁹Schüssler, H.; Zahn, H. *Chem. Ber.* **1962**, *95*, 1076; Rebek, J.; Feitler, D. *J. Am. Chem. Soc.* **1974**, *96*, 1606. There is evidence that some of the **98** is converted to products by another mechanism. See Rebek, J.; Feitler, D. *J. Am. Chem. Soc.* **1973**, *95*, 4052.

¹⁸⁰⁰For a list of reagents, with references, see Larock, R.C. *Comprehensive Organic Transformations*, 2nd ed., Wiley-VCH, NY, **1999**, pp. 1941–1949.

¹⁸⁰¹Ishihara, K.; Ohara, S.; Yamamoto, H. *J. Org. Chem.* **1996**, *61*, 4196.

¹⁸⁰²Burnell-Curty, C.; Roskamp, E.J. *Tetrahedron Lett.* **1993**, *34*, 5193.

¹⁸⁰³See Vaidyanathan, R.; Kalthod, V.G.; Ngo, D.; Manley, J.M.; Lapekas, S.P. *J. Org. Chem.* **2004**, *69*, 2565. A modified but related reagent has also been used. See Grzyb, J.A.; Batey, R.A. *Tetrahedron Lett.* **2003**, *44*, 7485.

¹⁸⁰⁴Klosa, J. *J. Prakt. Chem.* **1963**, [4] *19*, 45.

¹⁸⁰⁵Wilson, J.D.; Weingarten, H. *Can. J. Chem.* **1970**, *48*, 983.

¹⁸⁰⁶Cossy, J.; Pale-Grosdemange, C. *Tetrahedron Lett.* **1989**, *30*, 2771.

¹⁸⁰⁷Thorsen, M.; Andersen, T.P.; Pedersen, U.; Yde, B.; Lawesson, S. *Tetrahedron* **1985**, *41*, 5633.

¹⁸⁰⁸Jászay, Z.M.; Petneházy, I.; Töke, L. *Synth. Commun.* **1998**, *28*, 2761.

¹⁸⁰⁹Higuchi, T.; Miki, T.; Shah, A.C.; Herd, A.K. *J. Am. Chem. Soc.* **1963**, *85*, 3655.

¹⁸¹⁰For example, see Schindbauer, H. *Monatsh. Chem.* **1968**, *99*, 1799.

¹⁸¹¹Zhmurova, I.N.; Voitsekhovskaya, I.Yu.; Kirsanov, A.V. *J. Gen. Chem. USSR* **1959**, *29*, 2052. See also, Kopecky, J.; Smejkal, J. *Chem. Ind. (London)* **1966**, 1529; Liu, H.; Chan, W.H.; Lee, S.P. *Synth. Commun.* **1979**, *9*, 31.

or by treatment with trisalkylaminoboranes, $B(NHR')_3$, with trisdialkylaminoboranes, $B(NR'_2)_3$,¹⁸¹²



or with bis(diorganoamino)magnesium reagents $(R_2N)_2Mg$.¹⁸¹³ The reaction of thiocarboxylic acids and azides, in the presence of triphenylphosphine, gives the corresponding amide.¹⁸¹⁴

An important technique, discovered by R.B. Merrifield in 1963¹⁸¹⁵ and since used for the synthesis of many peptides,¹⁸¹⁶ is called *solid phase synthesis* or *polymer-supported synthesis*.¹⁸¹⁷ The reactions used are the same as in ordinary synthesis, but one of the reactants is anchored onto a solid polymer. For example, if it is desired to couple two amino acids (to form a dipeptide), the polymer selected might be polystyrene with CH_2Cl side chains. One of the amino acids, protected by a *tert*-butoxycarbonyl group (Boc), would then be coupled to the side chains. It is not necessary that all the side chains be converted, but a random selection will be. The Boc group is then removed by hydrolysis with trifluoroacetic acid in CH_2Cl_2 and the second amino acid is coupled to the first, using DCC or some other coupling agent. The second Boc group is removed, resulting in a dipeptide that is still anchored to the polymer. If this dipeptide is the desired product, it can be cleaved from the polymer by various methods,¹⁸¹⁸ one of which is treatment with HF. If a longer peptide is wanted, additional amino acids can be added by repeating the requisite steps.

¹⁸¹²Pelter, A.; Levitt, T.E.; Nelson, P. *Tetrahedron* **1970**, *26*, 1539; Pelter, A.; Levitt, T.E. *Tetrahedron* **1970**, *26*, 1545, 1899.

¹⁸¹³Sanchez, R.; Vest, G.; Despres, L. *Synth. Commun.* **1989**, *19*, 2909.

¹⁸¹⁴Park, S.-D.; Oh, J.-H.; Lim, D. *Tetrahedron Lett.* **2002**, *43*, 6309.

¹⁸¹⁵Merrifield, R.B. *J. Am. Chem. Soc.* **1963**, *85*, 2149.

¹⁸¹⁶For a monograph on solid-state peptide synthesis, see Birr, C. *Aspects of the Merrifield Peptide Synthesis*, Springer, NY, **1978**. For reviews, see Bayer, E. *Angew. Chem. Int. Ed.* **1991**, *30*, 113; Kaiser, E.T. *Acc. Chem. Res.* **1989**, *22*, 47; Jacquier, R. *Bull. Soc. Chim. Fr.* **1989**, 220; Barany, G.; Kneib-Cordonier, N.; Mullen, D.G. *Int. J. Pept. Protein Res.* **1987**, *30*, 705; Andreev, S.M.; Samoilova, N.A.; Davidovich, Yu.A.; Rogozhin, S.V. *Russ. Chem. Rev.* **1987**, *56*, 366; Gross, E.; Meienhofer, J. *The Peptides*, Vol. 2, Academic Press, NY, **1980**, the articles by Barany, G.; Merrifield, R.B. pp. 1–184, Fridkin, M. pp. 333–363; Erickson, B.W.; Merrifield, R.B. in Neurath, H.; Hill, R.L.; Boeder, C.-L. *The Proteins*, 3rd ed., Vol. 2, Academic Press, NY, **1976**, pp. 255–527. For R. B. Merrifield's Nobel Prize lecture, see Merrifield, R.B. *Angew. Chem. Int. Ed.* **1985**, *24*, 799; *Chem. Scr.* **1985**, *25*, 121.

¹⁸¹⁷For monographs on solid-phase synthesis in general, see Laszlo, P. *Preparative Organic Chemistry Using Supported Reagents*, Academic Press, NY, **1987**; Mathur, N.K.; Narang, C.K.; Williams, R.E. *Polymers as Aids in Organic Chemistry*, Academic Press, NY **1980**; Hodge, P.; Sherrington, D.C. *Polymer-Supported Reactions in Organic Synthesis*, Wiley, NY, **1980**. For reviews, see Pillai, V.N.R.; Mutter, M. *Top. Curr. Chem.* **1982**, *106*, 119; Akelah, A.; Sherrington, D.C. *Chem. Rev.* **1981**, *81*, 557; Akelah, A. *Synthesis* **1981**, 413; Rebek, J. *Tetrahedron* **1979**, *35*, 723; McKillop, A.; Young, D.W. *Synthesis* **1979**, 401, 481; Crowley, J.I.; Rapoport, H. *Acc. Chem. Res.* **1976**, *9*, 135; Patchornik, A.; Kraus, M.A. *Pure Appl. Chem.* **1975**, *43*, 503.

¹⁸¹⁸For some of these methods, see Whitney, D.B.; Tam, J.P.; Merrifield, R.B. *Tetrahedron* **1984**, *40*, 4237.

The basic advantage of the polymer-support techniques is that the polymer (including all chains attached to it) is easily separated from all other reagents, because it is insoluble in the solvents used. Excess reagents, other reaction products (e.g., dicyclohexylurea), side products, and the solvents themselves are quickly washed away. Purification of the polymeric species is rapid and complete. The process can even be automated,¹⁸¹⁹ to the extent that six or more amino acids can be added to a peptide chain in one day. Commercial automated peptide synthesizers are now available.¹⁸²⁰

Although the solid-phase technique was first developed for the synthesis of peptide chains and has seen considerable use for this purpose, it has also been used to synthesize chains of polysaccharides and polynucleotides; in the latter case, solid-phase synthesis has almost completely replaced synthesis in solution.¹⁸²¹ The technique has been applied less often to reactions in which only two molecules are brought together (nonrepetitive syntheses), but many examples have been reported.¹⁸²² Combinatorial chemistry had its beginning with the Merrifield synthesis, particularly when applied to peptide synthesis, and continues as an important part of modern organic chemistry.¹⁸²³

OS I, 3, 82, 111, 172, 327; II, 65, 562; III, 95, 328, 475, 590, 646, 656, 768; IV, 6, 62, 513; V, 670, 1070; VIII, 241; 81, 262. Also see OS III, 360; VI, 263; VIII, 68.

16-75 Acylation of Amines by Carboxylic Esters

Amino-de-alkoxylation



The conversion of carboxylic esters to amides is a useful reaction, and unsubstituted, *N*-substituted, and *N,N*-disubstituted amides can be prepared this way from the appropriate amine.¹⁸²⁴ Both R and R' can be alkyl or aryl, but an especially

¹⁸¹⁹This was first reported by Merrifield, R.B.; Stewart, J.M.; Jernberg, N. *Anal. Chem.* **1966**, 38, 1905.

¹⁸²⁰For a discussion of automated organic synthesis, see Frisbee, A.R.; Nantz, M.H.; Kramer, G.W.; Fuchs, P.L. *J. Am. Chem. Soc.* **1984**, 106, 7143. For an improved method, see Schnorrenberg, G.; Gerhardt, H. *Tetrahedron* **1989**, 45, 7759.

¹⁸²¹For a review, see Bannwarth, W. *Chimia* **1987**, 41, 302.

¹⁸²²For reviews, see Fréchet, J.M.J. *Tetrahedron* **1981**, 37, 663; Fréchet, J.M.J. in Hodge, P.; Sherrington, D.C. *Polymer-Supported Reactions in Organic Synthesis*, Wiley, NY, **1980**, pp. 293–342, Leznoff, C.C. *Acc. Chem. Res.* **1978**, 11, 327; *Chem. Soc. Rev.* **1974**, 3, 64.

¹⁸²³Czarnik, A.W.; DeWitt, S.H. *A Practical Guide to Combinatorial Chemistry*, American Chemical Society, Washington, DC, **1997**; Chaiken, I.N.; Janda, K.D. *Molecular Diversity and Combinatorial Chemistry: Libraries and Drug Discovery*, American Chemical Society, Washington, DC **1996**; Balkenhol, F.; von dem Bussche-Hünnefeld, C.; Lansky, A.; Zechel, C. *Angew. Chem. Int. Ed.* **1996**, 35, 2289; Thompson, L.A.; Ellman, J.A. *Chem. Rev.* **1996**, 96, 555; Pavia, M.R.; Sawyer, T.K.; Moos, W.H. *Bioorg. Med. Chem. Lett. Symposia-in-print no. 4* **1993**, 3, 387; Crowley, J.I.; Rapoport, H. *Acc. Chem. Res.* **1976**, 9, 135; Leznoff, C.C. *Acc. Chem. Res.* **1978**, 11, 327.

¹⁸²⁴For a list of reagents, with references, see Larock, R.C. *Comprehensive Organic Transformations*, 2nd ed., Wiley-VCH, NY, **1999**, pp. 1973–1976.

good leaving group is *p*-nitrophenyl. Ethyl trifluoroacetate was found to react selectively with primary amines to form the corresponding trifluoroacetyl amide.¹⁸²⁵ Many simple esters (R = Me, Et, etc.) are not very reactive, and strongly basic catalysis has been used in such cases,¹⁸²⁶ but catalysis by cyanide ion¹⁸²⁷ MgBr₂,¹⁸²⁸ InI₃,¹⁸²⁹ and acceleration by high pressure¹⁸³⁰ have been reported. Methyl esters have been converted to the corresponding amide under microwave irradiation,¹⁸³¹ and also ethyl esters.¹⁸³² Lithium amides have been used to convert esters to amides as well.¹⁸³³ β-Keto esters undergo the reaction especially easily.¹⁸³⁴ In another procedure, esters are treated with dimethylaluminum amides (Me₂AlNRR') to give good yields of amides under mild conditions.¹⁸³⁵ The reagents are easily prepared from Me₃Al and NH₃ or a primary or secondary amine or their salts. This is particularly effective when a reactive substituent, such as a primary halide, is present elsewhere in the molecule.¹⁸³⁶ Tin reagents, such as Sn[N(TMS)₂]₂, in the presence of an amine can also be used to convert an ester to an amide.¹⁸³⁷ This reagent can also be used to convert β-amino esters to β-lactams.¹⁸³⁸ Aniline was treated with *n*-butyllithium to form the lithium amide, which reacted with an ester to give the amide.¹⁸³⁹ The ester-to-amide conversion has also been accomplished electrochemically, by passing electric current in the cathodic compartment.¹⁸⁴⁰ An enzyme-mediated amidation is known using amino cyclase I.¹⁸⁴¹ The reaction of dimethyl carbonate and an amine is an effective way to prepare methyl carbamates.¹⁸⁴²

¹⁸²⁵Xu, D.; Prasad, K.; Repic, O.; Blacklock, T.J. *Tetrahedron Lett.* **1995**, 36, 7357.

¹⁸²⁶For references, see Matsumoto, K.; Hashimoto, S.; Uchida, T.; Okamoto, T.; Otani, S. *Chem. Ber.* **1989**, 122, 1357.

¹⁸²⁷Högberg, T.; Ström, P.; Ebner, M.; Rämby, S. *J. Org. Chem.* **1987**, 52, 2033.

¹⁸²⁸Guo, Z.; Dowdy, E.D.; Li, W.-S.; Polniaszek, R.; Delaney, E. *Tetrahedron Lett.* **2001**, 42, 1843.

¹⁸²⁹Ranu, B.C.; Dutta, P. *Synth. Commun.* **2003**, 33, 297.

¹⁸³⁰Matsumoto, K.; Hashimoto, S.; Uchida, T.; Okamoto, T.; Otani, S. *Chem. Ber.* **1989**, 122, 1357.

¹⁸³¹Varma, R.S.; Naicker, K.P. *Tetrahedron Lett.* **1999**, 40, 6177.

¹⁸³²Suri, O.P.; Satti, N.K.; Suri, K.A. *Synth. Commun.* **2000**, 30, 3709; Zradni, F.-Z.; Hamelin, J.; Derdour, A. *Synth. Commun.* **2002**, 32, 3525.

¹⁸³³See Wang, J.; Rosingana, M.; Discordia, R.P.; Soundararajan, N.; Polniaszek, R. *Synlett* **2001**, 1485.

¹⁸³⁴Labelle, M.; Gravel, D. *J. Chem. Soc., Chem. Commun.* **1985**, 105.

¹⁸³⁵Basha, A.; Lipton, M.; Weinreb, S.M. *Org. Synth.* **VI**, 492; Levin, J.I.; Turos, E.; Weinreb, S.M. *Synth. Commun.* **1982**, 12, 989; Barrett, A.G.M.; Dhanak, D. *Tetrahedron Lett.* **1987**, 28, 3327. For the extension of this method to the formation of hydrazides, see Benderly, A.; Stavchansky, S. *Tetrahedron Lett.* **1988**, 29, 739.

¹⁸³⁶Shimizu, T.; Osako, K.; Nakata, T. *Tetrahedron Lett.* **1997**, 38, 2685.

¹⁸³⁷Smith, L.A.; Wang, W.-B.; Burnell-Curty, C.; Roskamp, E.J. *Synlett* **1993**, 850; Wang, W.-B.; Roskamp, E.J. *J. Org. Chem.* **1992**, 57, 6101.

¹⁸³⁸Wang, W.-B.; Roskamp, E.J. *J. Am. Chem. Soc.* **1993**, 115, 9417.

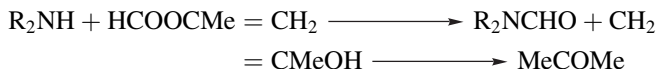
¹⁸³⁹Ooi, T.; Tayama, E.; Yamada, M.; Maruoka, K. *Synlett.* **1999**, 729.

¹⁸⁴⁰Arai, K.; Shaw, C.; Nozawa, K.; Kawai, K.; Nakajima, S. *Tetrahedron Lett.* **1987**, 28, 441.

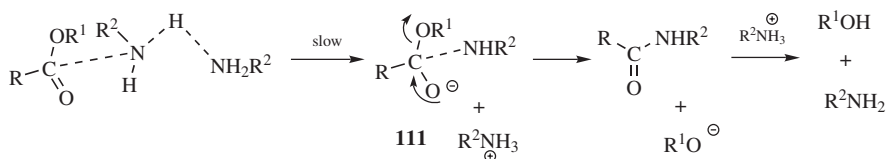
¹⁸⁴¹Youshko, M.I.; van Rantwijk, F.; Sheldon, R.A. *Tetrahedron Asymmetry* **2001**, 12, 3267.

¹⁸⁴²Distaso, M.; Quaranta, E. *Tetrahedron* **2004**, 60, 1531; Curini, M.; Epifano, F.; Maltese, F.; Rosati, O. *Tetrahedron Lett.* **2002**, 43, 4895.

As in **16-72**, hydrazides and hydroxamic acids can be prepared from carboxylic esters, with hydrazine and hydroxylamine, respectively. Both hydrazine and hydroxylamine react more rapidly than ammonia or primary amines (the alpha effect, p. 495). Imidates $\text{RC}(=\text{NH})\text{OR}'$ give amidines $\text{RC}(=\text{NH})\text{NH}_2$. Lactones, when treated with ammonia or primary amines, give lactams. Lactams are also produced from γ - and δ -amino esters in an internal example of this reaction. Isopropenyl formate is a useful compound for the formylation of primary and secondary amines.¹⁸⁴³



Although more studies have been devoted to the mechanism of the acylation of amines with carboxylic esters than with other reagents, the mechanistic details are not yet entirely clear.¹⁸⁴⁴ In its broad outlines, the mechanism appears to be essentially $\text{B}_{\text{AC}}2$.¹⁸⁴⁵ Under the normal basic conditions, the reaction is general base-catalyzed,¹⁸⁴⁶ indicating that a proton is being transferred in the rate-determining step and that two molecules of amine are involved.¹⁸⁴⁷



Alternatively, another base, such as H_2O or OH^- , can substitute for the second molecule of amine. With some substrates and under some conditions, especially at low pH, the breakdown of **111** can become rate determining.¹⁸⁴⁸ The reaction also takes place under acidic conditions and is general acid catalyzed, so that

¹⁸⁴³van Melick, J.E.W.; Wolters, E.T.M. *Synth. Commun.* **1972**, *2*, 83.

¹⁸⁴⁴For a discussion of the mechanism, see Satchell, D.P.N.; Satchell, R.S., in Patai, S. *The Chemistry of Carboxylic Acids and Esters*, Wiley, NY, **1969**, pp. 410–431. For a computational study see Ilieva, S.; Galabov, B.; Musaev, D.G.; Morokuma, K.; Schaefer III, H.F. *J. Org. Chem.* **2003**, *68*, 1496.

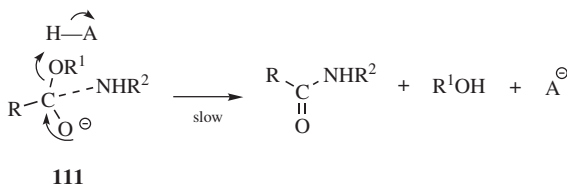
¹⁸⁴⁵Bunnett, J.F.; Davis, G.T. *J. Am. Chem. Soc.* **1960**, *82*, 665; Bruice, T.C.; Donzel, A.; Huffman, R.W.; Butler, A.R. *J. Am. Chem. Soc.* **1967**, *89*, 2106.

¹⁸⁴⁶Bunnett, J.F.; Davis, G.T. *J. Am. Chem. Soc.* **1960**, *82*, 665; Jencks, W.P.; Carriuolo, J. *J. Am. Chem. Soc.* **1960**, *82*, 675; Bruice, T.C.; Mayahi, M.F. *J. Am. Chem. Soc.* **1960**, *82*, 3067.

¹⁸⁴⁷Blackburn, G.M.; Jencks, W.P. *J. Am. Chem. Soc.* **1968**, *90*, 2638; Bruice, T.C.; Felton, S.M. *J. Am. Chem. Soc.* **1969**, *91*, 2799; Felton, S.M.; Bruice, T.C. *J. Am. Chem. Soc.* **1969**, *91*, 6721; Nagy, O.B.; Reuliaux, V.; Bertrand, N.; Van Der Mensbrugge, A.; Leseul, J.; Nagy, J.B. *Bull. Soc. Chim. Belg.* **1985**, *94*, 1055.

¹⁸⁴⁸Hansen, B. *Acta Chem. Scand.* **1963**, *17*, 1307; Gresser, M.J.; Jencks, W.P. *J. Am. Chem. Soc.* **1977**, *99*, 6963, 6970. See also, Yang, C.C.; Jencks, W.P. *J. Am. Chem. Soc.* **1988**, *110*, 2972.

breakdown of **111** is rate determining and proceeds as follows:¹⁸⁴⁹



HA may be $R^2NH_3^+$ or another acid. Intermediate **111** may or may not be further protonated on the nitrogen. Even under basic conditions, a proton donor may be necessary to assist leaving-group removal. Evidence for this is that the rate is lower with NR_2^- in liquid ammonia than with NHR_2 in water, apparently owing to the lack of acids to protonate the leaving oxygen.¹⁸⁵⁰

In the special case of β -lactones, where small-angle strain is an important factor, alkyl-oxygen cleavage is observed ($B_{AL}2$ mechanism, as in the similar case of hydrolysis of β -lactones, **16-59**), and the product is not an amide but a β -amino acid (β -alanine).



A similar result has been found for certain sterically hindered esters.¹⁸⁵¹ This reaction is similar to **10-31**, with $OCOR$ as the leaving group. Other lactones have been opened to ω -hydroxy amides with $Dibal:BnNH_2$.¹⁸⁵²

OS I, 153, 179; II, 67, 85; III, 10, 96, 108, 404, 440, 516, 536, 751, 765; IV, 80, 357, 441, 486, 532, 566, 819; V, 168, 301, 645; VI, 203, 492, 620, 936; VII, 4, 30, 41, 411; VIII, 26, 204, 528. Also see, OS I, 5; V, 582; VII, 75.

16-76 Acylation of Amines by Amides

Alkylamino-de-amination



This is an exchange reaction and is usually carried out with the salt of the amine.¹⁸⁵³ The leaving group is usually NH_2 rather than NHR or NR_2 and primary

¹⁸⁴⁹Blackburn, G.M.; Jencks, W.P. *J. Am. Chem. Soc.* **1968**, *90*, 2638.

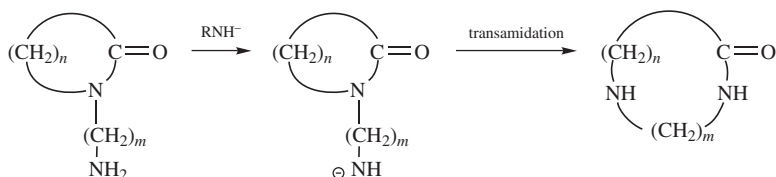
¹⁸⁵⁰Bunnett, J.F.; Davis, G.T. *J. Am. Chem. Soc.* **1960**, *82*, 665.

¹⁸⁵¹Zaugg, H.E.; Helgren, P.F.; Schaefer, A.D. *J. Org. Chem.* **1963**, *28*, 2617. See also, Weintraub, L.; Terrell, R. *J. Org. Chem.* **1965**, *30*, 2470; Harada, R.; Kinoshita, Y. *Bull. Chem. Soc. Jpn.* **1967**, *40*, 2706.

¹⁸⁵²Huang, P.-Q.; Zheng, X.; Deng, X.-M. *Tetrahedron Lett.* **2001**, *42*, 9039. See also, Taylor, S.K.; Ide, N.D.; Silver, M.E.; Stephan, M. *Synth. Commun.* **2001**, *31*, 2391.

¹⁸⁵³For a list of procedures, with references, see Larock, R.C. *Comprehensive Organic Transformations*, 2nd ed., Wiley-VCH, NY, **1999**, pp. 1978–1982.

amines (in the form of their salts) are the most common reagents. Boron trifluoride can be added to complex with the leaving ammonia. Neutral amines also react in some cases to give the new amide.¹⁸⁵⁴ The reaction is often used to convert urea to substituted ureas: $\text{NH}_2\text{CONH}_2 + \text{RNH}_3^+ \rightarrow \text{NH}_2\text{CONHR} + \text{NH}_4^+$.¹⁸⁵⁵ An *N*-aryl group of a urea can be converted to a *N,N*-dialkyl group by heating the urea with the amine in an autoclave.¹⁸⁵⁶ *N*-*R*-Substituted amides are converted to *N*-*R'*-substituted amides by treatment with N_2O_4 to give an *N*-nitroso compound, followed by treatment of this with a primary amine $\text{R}'\text{NH}_2$.¹⁸⁵⁷ Lactams can be converted to ring-expanded lactams if



a side chain containing an amino group is present on the nitrogen. A strong base is used to convert the NH_2 to NH^- , which then acts as a nucleophile, expanding the ring by means of a transamidation.¹⁸⁵⁸ The discoverers call it the *Zip reaction*, by analogy with the action of zippers.¹⁸⁵⁹

Lactams can be opened to ω -amino amides by reaction with amines at 10 kbar.¹⁸⁶⁰

OS I, 302 (but see V, 589), 450, 453; II, 461; III, 151, 404; IV, 52, 361. See also, OS VIII, 573.

16-77 Acylation of Amines by Other Acid Derivatives

Acylamino-de-halogenation or dealkoxlaton



Acid derivatives that can be converted to amides include thiol acids RCOSH , thiol esters RCOSR ,¹⁸⁶¹ acyloxyboranes $\text{RCO}(\text{OR}')_2$,¹⁸⁶² silicic esters $(\text{RCOO})_4\text{Si}$,

¹⁸⁵⁴Murakami, Y.; Kondo, K.; Miki, K.; Akiyama, Y.; Watanabe, T.; Yokoyama, Y. *Tetrahedron Lett.* **1997**, 38, 3751.

¹⁸⁵⁵For a discussion of the mechanism, see Chimishkyan, A.L.; Snagovskii, Yu.S.; Gulyaev, N.D.; Leonova, T.V.; Kusakina, M.S. *J. Org. Chem. USSR* **1985**, 21, 1955.

¹⁸⁵⁶Yang, Y.; Lu, S. *Org. Prep. Proceed. Int.* **1999**, 31, 559.

¹⁸⁵⁷García, J.; Vilarrasa, J. *Tetrahedron Lett.* **1982**, 23, 1127.

¹⁸⁵⁸Askitoğlu, E.; Guggisberg, A.; Hesse, M. *Helv. Chim. Acta* **1985**, 68, 750, and references cited therein. For a carbon analog, see Süsse, M.; Hájiček, J.; Hesse, M. *Helv. Chim. Acta* **1985**, 68, 1986.

¹⁸⁵⁹For a review of this reaction, and of other ring expansions to form macrocyclic rings, see Stach, H.; Hesse, M. *Tetrahedron* **1988**, 44, 1573.

¹⁸⁶⁰Kotsuki, H.; Iwasaki, M.; Nishizawa, H. *Tetrahedron Lett.* **1992**, 33, 4945.

¹⁸⁶¹For a discussion of the mechanism, see Douglas, K.T. *Acc. Chem. Res.* **1986**, 19, 186.

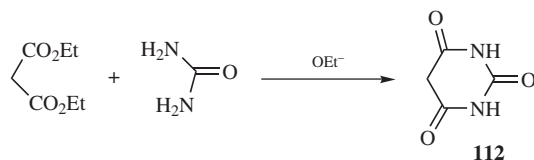
¹⁸⁶²The best results are obtained when the acyloxyboranes are made from a carboxylic acid and catecholborane (p. 1123): Collum, D.B.; Chen, S.; Ganem, B. *J. Org. Chem.* **1978**, 43, 4393.

1,1,1-trihalo ketones RCOCX_3 ,¹⁸⁶³ α -keto nitriles, acyl azides, and non-enolizable ketones (see the Haller–Bauer reaction **12-34**). A polymer-bound acyl derivative was converted to an amide using tributylvinyl tin, trifluoroacetic acid, AsPh_3 and a palladium catalyst.¹⁸⁶⁴ The source of amine in this reaction was the polymer itself, which was an amide resin. *N*-Acylsulfonamides react with primary amines to the amide (AcNHR).¹⁸⁶⁵ Aniline derivatives are converted to acetamides with *N*-acyloxymethylpyradazin-3-ones in dichloromethane.¹⁸⁶⁶ Carbonylation reactions can be used to prepare amides and related compounds. The reaction of a primary amine, an alkyl halide with CO_2 , in the presence of $\text{Cs}_2\text{CO}_3/\text{Bu}_4\text{NI}$, gave the corresponding carbamate.¹⁸⁶⁷

OS **III**, 394; **IV**, 6, 569; **V**, 160, 166; **VI**, 1004.

Imides can be prepared by the attack of amides or their salts on acyl halides, anhydrides, and carboxylic acids or esters.¹⁸⁶⁸ The best synthetic method for the preparation of acyclic imides is the reaction between an amide and an anhydride at 100°C catalyzed by H_2SO_4 .¹⁸⁶⁹ When acyl chlorides are treated with amides in a 2:1 molar ratio at low temperatures in the presence of pyridine, the products are *N,N*-diacylamides, $(\text{RCO})_2\text{N}$.¹⁸⁷⁰

This reaction is often used to prepare urea derivatives, an important example being the preparation of barbituric acid, **112**.¹⁸⁷¹



When the substrate is oxalyl chloride ($\text{ClCOCOC}\text{Cl}$) and the reagent an unsubstituted amide, an acyl isocyanate (RCONCO) is formed. The “normal” product ($\text{RCONH-COCOC}\text{Cl}$) does not form, or if it does, it rapidly loses CO and HCl .¹⁸⁷²

OS **II**, 60, 79, 422; **III**, 763; **IV**, 245, 247, 496, 566, 638, 662, 744; **V**, 204, 944.

¹⁸⁶³See, for example, Salim, J.R.; Nome, F.; Rezende, M.C. *Synth. Commun.* **1989**, *19*, 1181; Druzian, J.; Zucco, C.; Rezende, M.C.; Nome, F. *J. Org. Chem.* **1989**, *54*, 4767.

¹⁸⁶⁴Deshpande, M.S. *Tetrahedron Lett.* **1994**, *35*, 5613.

¹⁸⁶⁵Coniglio, S.; Aramini, A.; Cesta, M.C.; Colagioia, S.; Curti, R.; D'Alessandro, F.; D'anniballe, G.; D'Elia, V.; Nano, G.; Orlando, V.; Allegretti, M. *Tetrahedron Lett.* **2004**, *45*, 5375.

¹⁸⁶⁶Kang, Y.-J.; Chung, H.-A.; Kim, J.-J.; Yoon, Y.-J. *Synthesis* **2002**, 733.

¹⁸⁶⁷Salvatore, R.N.; Shin, S.I.; Nagle, A.S.; Jung, K.W. *J. Org. Chem.* **2001**, *66*, 1035.

¹⁸⁶⁸For a review, see Challis, B.C.; Challis, J.A., in Zabicky, J. *The Chemistry of Amides*, Wiley, NY, **1970**, pp. 759–773.

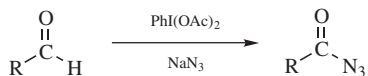
¹⁸⁶⁹Baburao, K.; Costello, A.M.; Petterson, R.C.; Sander, G.E. *J. Chem. Soc. C* **1968**, 2779; Davidson, D.; Skovronek, H. *J. Am. Chem. Soc.* **1958**, *80*, 376.

¹⁸⁷⁰For example, see LaLonde, R.T.; Davis, C.B. *J. Org. Chem.* **1970**, *35*, 771.

¹⁸⁷¹For a review of barbituric acid, see Bojarski, J.T.; Mokrosz, J.L.; Barto, H.J.; Paluchowska, M.H. *Adv. Heterocycl. Chem.* **1985**, *38*, 229.

¹⁸⁷²Speziale, A.J.; Smith, L.R.; Fedder, J.E. *J. Org. Chem.* **1965**, *30*, 4306.

16-78 Acylation of Azides



The reaction of an aldehyde with sodium azide and $\text{Et}_4\text{I(OAc)}_2$ or polymer-bound PhI(OAc)_2 leads to an acyl azide.¹⁸⁷³

F. Attack by Halogen at an Acyl Carbon

16-79 Formation of Acyl Halides from Carboxylic Acids

Halo-de-hydroxylation



Halogenating agent = SOCl_2 , SOBr_2 , PCl_3 , POCl_3 , PBr_3 , and so on.

The same inorganic acid halides that convert alcohols to alkyl halides (**10-48**) also convert carboxylic acids to acyl halides.¹⁸⁷⁴ The reaction is the best and the most common method for the preparation of acyl chlorides. Bromides and iodides¹⁸⁷⁵ are also made in this manner, but much less often. Acyl bromides can be prepared with BBr_3 on alumina.¹⁸⁷⁶ Thionyl chloride¹⁸⁷⁷ is a good reagent, since the by-products are gases and the acyl halide is easily isolated, but PX_3 and PX_5 ($\text{X} = \text{Cl}$ or Br) are also commonly used.¹⁸⁷⁸ Hydrogen halides do not give the reaction. A particularly mild procedure, similar to one mentioned in **10-48**, involves reaction of the acid with Ph_3P in CCl_4 , whereupon acyl chlorides are produced without obtaining any acidic compound as a by-product.¹⁸⁷⁹ Acyl fluorides can be prepared by treatment of carboxylic acids with cyanuric fluoride.¹⁸⁸⁰ Acid salts

¹⁸⁷³Marinescu, L.G.; Pedersen, C.M.; Bols, M. *Tetrahedron* **2005**, *61*, 123. Aldehydes are converted to acyl azides by reaction with IN_3 , see Marinescu, L.; Thinggaard, J.; Thomsen, I. B.; Bols, M. *J. Org. Chem.* **2003**, *68*, 9453. See Hünig, S.; Schaller, R. *Angew. Chem. Int. Ed.* **1982**, *21*, 36.

¹⁸⁷⁴For a review, see Ansell, M.F., in Patai, S. *The Chemistry of Acyl Halides*, Wiley, NY, **1972**, pp. 35–68.

¹⁸⁷⁵Carboxylic acids and some of their derivatives react with diiodosilane SiH_2I_2 to give good yields of acyl iodides: Keinan, E.; Sahai, M. *J. Org. Chem.* **1990**, *55*, 3922.

¹⁸⁷⁶Bains, S.; Green, J.; Tan, L.C.; Pagni, R.M.; Kabalka, G.W. *Tetrahedron Lett.* **1992**, *33*, 7475.


¹⁸⁷⁷For a review of thionyl chloride (SOCl_2), see Pizey, J.S. *Synthetic Reagents*, Vol. 1, Wiley, NY, **1974**, pp. 321–357. See Mohanazadeh, F.; Momeni, A.R. *Org. Prep. Proceed. Int.* **1996**, *28*, 492 for the use of SOCl_2 on silica gel.

¹⁸⁷⁸For a list of reagents, with references, see Larock, R.C. *Comprehensive Organic Transformations*, 2nd ed., Wiley-VCH, NY, **1999**, pp. 1929–1930.

¹⁸⁷⁹Lee, J.B. *J. Am. Chem. Soc.* **1966**, *88*, 3440. For other methods of preparing acyl chlorides, see Venkataraman, K.; Wagle, D.R. *Tetrahedron Lett.* **1979**, 3037; Devos, A.; Remion, J.; Frisque-Hesbain, A.; Colens, A.; Ghosez, L. *J. Chem. Soc., Chem. Commun.* **1979**, 1180.

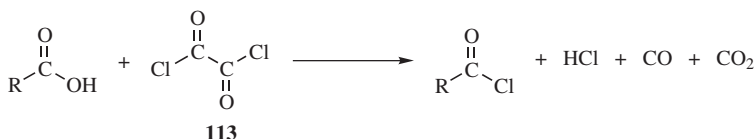
¹⁸⁸⁰Olah, G.A.; Nojima, M.; Kerekes, I. *Synthesis* **1973**, 487. For other methods of preparing acyl fluorides, see Mukaiyama, T.; Tanaka, T. *Chem. Lett.* **1976**, 303; Ishikawa, N.; Sasaki, S. *Chem. Lett.* **1976**, 1407.

are also sometimes used as substrates. Acyl halides are also used as reagents in an exchange reaction:



which probably involves an anhydride intermediate. This is an equilibrium reaction that must be driven to the desired side.

A mild, and often superior reagent is oxalyl chloride (**113**) and oxalyl bromide, since oxalic acid decomposes to CO and CO₂, and the equilibrium is thus driven to the side of the other acyl halide.¹⁸⁸¹ These reagents are commonly the reagent of choice, particularly when sensitive functionality is present elsewhere in the molecule.

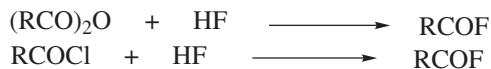


OS I, 12, 147, 394; II, 74, 156, 169, 569; III, 169, 490, 547, 555, 613, 623, 712, 714; IV, 34, 88, 154, 263, 339, 348, 554, 608, 616, 620, 715, 739, 900; V, 171, 258, 887; VI, 95, 190, 549, 715; VII, 467; VIII, 441, 486, 498.

16-80 Formation of Acyl Halides from Acid Derivatives

Halo-de-acyloxy-substitution

Halo-de-halogenation



These reactions are most important for the preparation of acyl fluorides.¹⁸⁸² Acyl chlorides and anhydrides can be converted to acyl fluorides by treatment with polyhydrogen fluoride–pyridine solution¹⁸⁸³ or with liquid HF at -10°C .¹⁸⁸⁴ Formyl fluoride, which is a stable compound, was prepared by the latter procedure from the mixed anhydride of formic and acetic acids.¹⁸⁸⁵ Acyl fluorides can also be obtained by reaction of acyl chlorides with KF in acetic acid¹⁸⁸⁶ or with diethylaminosulfur trifluoride (DAST).¹⁸⁸⁷ Carboxylic esters and anhydrides can be

¹⁸⁸¹Adams, R.; Ulich, L.H., *J. Am. Chem. Soc.* **1920**, 42, 599; Wood, T.R.; Jackson, F.L.; Baldwin, A.R.; Longenecker, H.E. *J. Am. Chem. Soc.* **1944**, 66, 287. For a typical example see Zhang, A.; Nie, J. *J. Agric. Food Chem.* **2005**, 53, 2451.

¹⁸⁸²For lists of reagents converting acid derivatives to acyl halides, see Larock, R.C. *Comprehensive Organic Transformations*, 2nd ed., Wiley-VCH, NY, **1999**, pp. 1950–1951, 1955, 1968.

¹⁸⁸³Olah, G.A.; Welch, J.; Vankar, Y.D.; Nojima, M.; Kerekes, I.; Olah, J.A. *J. Org. Chem.* **1979**, 44, 3872. See also, Yin, J.; Zarkowsky, D.S.; Thomas, D.W.; Zhao, M.W.; Huffman, M.A. *Org. Lett.* **2004**, 6, 1465.

¹⁸⁸⁴Olah, G.A.; Kuhn, S.J. *J. Org. Chem.* **1961**, 26, 237.

¹⁸⁸⁵Olah, G.A.; Kuhn, S.J. *J. Am. Chem. Soc.* **1960**, 82, 2380.

¹⁸⁸⁶Emsley, J.; Gold, V.; Hibbert, F.; Szeto, W.T.A. *J. Chem. Soc. Perkin Trans. 2* **1988**, 923.

¹⁸⁸⁷Markovski, L.N.; Pashinnik, V.E. *Synthesis* **1975**, 801.

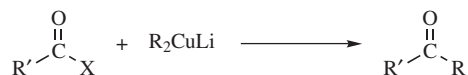
converted to acyl halides other than fluorides by the inorganic acid halides mentioned in **16-79**, as well as with Ph_3PX_2 ($\text{X} = \text{Cl}$ or Br),¹⁸⁸⁸ but this is seldom done. Halide exchange can be carried out in a similar manner. When halide exchange is done, it is always acyl bromides and iodides that are made from chlorides, since chlorides are by far the most readily available.¹⁸⁸⁹

OS **II**, 528; **III**, 422; **V**, 66, 1103; **IX**, 13. See also, OS **IV**, 307.

G. Attack by Carbon at an Acyl Carbon¹⁸⁹⁰

16-81 The Conversion of Acyl Halides to Ketones With Organometallic Compounds¹⁸⁹¹

Alkyl-de-halogenation



Acyl halides react cleanly and under mild conditions with lithium dialkylcopper reagents (see **10-58**)¹⁸⁹² to give high yields of ketones.¹⁸⁹³ The R' group may be primary, secondary, or tertiary alkyl or aryl and may contain iodo, keto, ester, nitro, or cyano groups. The R groups that have been used successfully are methyl, primary alkyl, and vinylic. Secondary and tertiary alkyl groups can be introduced by the use of PhS(R)CuLi (p. 602) instead of R_2CuLi ,¹⁸⁹⁴ or by the use of either the mixed homocuprate $(\text{R}'\text{SO}_2\text{CH}_2\text{CuR})^- \text{Li}^+$,¹⁸⁹⁵ or a magnesium dialkylcopper reagent "RMeCuMgX."¹⁸⁹⁶ Secondary alkyl groups can also be introduced with the copper–zinc reagents RCu(CN)ZnI .¹⁸⁹⁷ The R group may be alkynyl if a

¹⁸⁸⁸Burton, D.J.; Koppes, W.M. *J. Chem. Soc., Chem. Commun.* **1973**, 425; *J. Org. Chem.* **1975**, *40*, 3026; Anderson Jr., A.G.; Kono, D.H. *Tetrahedron Lett.* **1973**, 5121.

¹⁸⁸⁹For methods of converting acyl chlorides to bromides or iodides, see Schmidt, A.H.; Russ, M.; Grosse, D. *Synthesis* **1981**, 216; Hoffmann, H.M.R.; Haase, K. *Synthesis* **1981**, 715.

¹⁸⁹⁰For a discussion of many of the reactions in this section, see House, H.O. *Modern Synthetic Reactions*, 2nd ed., W.A. Benjamin, NY, **1972**, pp. 691–694, 734–765.

¹⁸⁹¹For a review, see Cais, M.; Mandelbaum, A., in Patai, S. *The Chemistry of the Carbonyl Group*, Vol. 1, Wiley, NY, **1966**, Vol. 1, pp. 303–330.

¹⁸⁹²See Posner, G.H. *An Introduction to Synthesis Using Organocopper Reagents*, Wiley, NY, **1980**, pp. 81–85. Ryu, I.; Ikebe, M.; Sonoda, N.; Yamamoto, S.-y.; Yamamura, G.-h.; Komatsu, M. *Tetrahedron Lett.* **2002**, *43*, 1257.

¹⁸⁹³Vig, O.P.; Sharma, S.D.; Kapur, J.C. *J. Indian Chem. Soc.* **1969**, *46*, 167; Jukes, A.E.; Dua, S.S.; Gilman, H. *J. Organomet. Chem.* **1970**, *21*, 241; Posner, G.H.; Whitten, C.E.; McFarland, P.E. *J. Am. Chem. Soc.* **1972**, *94*, 5106; Luong-Thi, N.; Rivière, H. *J. Organomet. Chem.* **1974**, *77*, C52.

¹⁸⁹⁴Posner, G.H.; Whitten, C.E.; Sterling, H.J. *J. Am. Chem. Soc.* **1973**, *95*, 7788; Posner, G.H.; Whitten, C.E. *Tetrahedron Lett.* **1973**, 1815; Bennett, G.B.; Nadelson, J.; Alden, L.; Jani, A. *Org. Prep. Proced. Int.* **1976**, *8*, 13.

¹⁸⁹⁵Johnson, C.R.; Dhanoa, D.S. *J. Org. Chem.* **1987**, *52*, 1885.

¹⁸⁹⁶Bergbreiter, D.E.; Killough, J.M. *J. Org. Chem.* **1976**, *41*, 2750.

¹⁸⁹⁷Knochel, P.; Yeh, M.C.P.; Berk, S.C.; Talbert, J. *J. Org. Chem.* **1988**, *53*, 2390.

cuprous acetylide $R^2C\equiv CCu$ is the reagent.¹⁸⁹⁸ Organocopper reagents generated *in situ* from highly reactive copper, and containing such functional groups as cyano, chloro, and ester, react with acyl halides to give ketones.¹⁸⁹⁹

Many other organometallic reagents¹⁹⁰⁰ give good yields of ketones when treated with acyl halides because, as with R_2CuLi , R_2Cd , these compounds do not generally react with the ketone product. A particularly useful class of organometallic reagent are organocadmium reagents R_2Cd , prepared from Grignard reagents (12-22). In this case, R may be aryl or primary alkyl. In general, secondary and tertiary alkylcadmium reagents are not stable enough to be useful in this reaction.¹⁹⁰¹ An ester group may be present in either $R'COX$ or R_2Cd . Direct treatment of the acid chloride with an alkyl halide and cadmium metal leads to the ketone in some cases.¹⁹⁰² Organozinc compounds behave similarly to dialkylcadmium reagents, but are used less often.¹⁹⁰³ Organotin reagents R_4Sn react with acyl halides to give high yields of ketones, if a Pd complex is present.¹⁹⁰⁴ Organolead reagents R_4Pb behave similarly.¹⁹⁰⁵ Allylic halides and indium metal react with acyl chlorides to give the ketone.¹⁹⁰⁶ Various other groups, for example, nitrile, ester, and aldehyde can be present in the acyl halide without interference. Other reagents include organomanganese compounds¹⁹⁰⁷ (R can be primary, secondary, or tertiary alkyl, vinylic, alkynyl, or aryl), organozinc,¹⁹⁰⁸ and organothallium compounds (R can be primary alkyl or aryl).¹⁹⁰⁹ The reaction of an α -halo-ketone and an acyl chloride with SmI_2 leads to a β -diketone.¹⁹¹⁰ Initial reaction of an acyl chloride with palladium(0), followed by reaction with potassium acetate and then a trialkylborane gave a ketone.¹⁹¹¹ Arylboronic acids and acid chloride give the ketone in

¹⁸⁹⁸Castro, C.E.; Havlin, R.; Honwad, V.K.; Malte, A.; Mojé, S. *J. Am. Chem. Soc.* **1969**, *91*, 6464. For methods of preparing acetylenic ketones, see Verkruijse, H.D.; Heus-Kloos, Y.A.; Brandsma, L. *J. Organomet. Chem.* **1988**, *338*, 289.

¹⁸⁹⁹Wehmeyer, R.M.; Rieke, R.D. *Tetrahedron Lett.* **1988**, *29*, 4513; Stack, D.E.; Dawson, B.T.; Rieke, R.D. *J. Am. Chem. Soc.* **1992**, *114*, 5110.

¹⁹⁰⁰For a list of reagents, with references, see Larock, R.C. *Comprehensive Organic Transformations*, 2nd ed., Wiley-VCH, NY, **1999**, pp. 1389–1400.

¹⁹⁰¹Cason, J.; Fessenden, R. *J. Org. Chem.* **1960**, *25*, 477.

¹⁹⁰²Baruah, B.; Boruah, A.; Prajapati, D.; Sandhu, J.S. *Tetrahedron Lett.* **1996**, *37*, 9087.

¹⁹⁰³For examples, see Grey, R.A. *J. Org. Chem.* **1984**, *49*, 2288; Tamaru, Y.; Ochiai, H.; Nakamura, T.; Yoshida, Z. *Org. Synth.* *67*, 98.

¹⁹⁰⁴Labadie, J.W.; Stille, J.K. *J. Am. Chem. Soc.* **1983**, *105*, 669, 6129; Labadie, J.W.; Tueting, D.; Stille, J.K. *J. Org. Chem.* **1983**, *48*, 4634. For a Me_3SiSnR_3 reagent, see Geng, F.; Maleczka, Jr., R.E. *Tetrahedron Lett.* **1999**, *40*, 3113. For an allylic SnR_3 reagent, see Inoue, K.; Shimizu, Y.; Shibata, I.; Baba, A. *Synlett* **2001**, 1659.

¹⁹⁰⁵Yamada, J.; Yamamoto, Y. *J. Chem. Soc., Chem. Commun.* **1987**, 1302.

¹⁹⁰⁶Yadav, J.S.; Srinivas, D.; Reddy, G.S.; Bindu, K.H. *Tetrahedron Lett.* **1997**, *38*, 8745. Also see, Bryan, V.J.; Chan, T.-H. *Tetrahedron Lett.* **1997**, *38*, 6493 for a similar reaction with an acyl imidazole.

¹⁹⁰⁷Kim, S.-H.; Rieke, R.D. *J. Org. Chem.* **1998**, *63*, 6766; Cahiez, G.; Martin, A.; Delacroix, T. *Tetrahedron Lett.* **1999**, *40*, 6407.

¹⁹⁰⁸Hanson, M.V.; Brown, J.D.; Rieke, R.D.; Niu, Q.J. *Tetrahedron Lett.* **1994**, *35*, 7205; Filon, H.; Gosmini, C.; Périchon, J. *Tetrahedron* **2003**, *59*, 8199.

¹⁹⁰⁹Markó, I.E.; Southern, J.M. *J. Org. Chem.* **1990**, *55*, 3368.

¹⁹¹⁰Ying, T.; Bao, W.; Zhang, Y.; Xu, W. *Tetrahedron Lett.* **1996**, *37*, 3885.

¹⁹¹¹Kabalka, G.W.; Malladi, R.R.; Tejedor, D.; Kelley, S. *Tetrahedron Lett.* **2000**, *41*, 999.

the presence of a palladium catalyst.¹⁹¹² Similar reaction of acid chlorides, NaBPh₄, KF, and a palladium catalyst gave the aryl ketone.¹⁹¹³ Antimony alkynes such as Ph₂Sb–C≡C–Ph react with acid chloride in the presence of a palladium catalyst to give the conjugated alkynyl ketone.¹⁹¹⁴ Such conjugated ketones can also be prepared from an acyl halide, a terminal alkyne and a CuI catalyst¹⁹¹⁵ a palladium catalyst,¹⁹¹⁶ or with indium metal.¹⁹¹⁷ Terminal alkynes react with chloroformates and a palladium catalyst to give the corresponding propargyl ester.¹⁹¹⁸ Similar reaction of an alkyne with an acid chloride and a palladium–copper¹⁹¹⁹ or CuI catalyst,¹⁹²⁰ both with microwave irradiation, gave the alkynyl ketones.

When the organometallic compound is a Grignard reagent,¹⁹²¹ ketones are generally not obtained because the initially formed ketone reacts with a second molecule of RMgX to give the salt of a tertiary alcohol (**16-82**). Ketones *have* been prepared in this manner by the use of low temperatures, inverse addition (i.e., addition of the Grignard reagent to the acyl halide rather than the other way), excess acyl halide, and so on., but the yields are usually low, though high yields have been reported in THF at –78°C.¹⁹²² Pretreatment with a trialkylphosphine and then the Grignard reagent can lead to the ketone.¹⁹²³ Using CuBr¹⁹²⁴ or a nickel catalyst¹⁹²⁵ with the Grignard reagent can lead to the ketone. Some ketones are unreactive toward Grignard reagents for steric or other reasons; these can be prepared in this way.¹⁹²⁶ Other methods involve running the reaction in the presence of Me₃SiCl¹⁹²⁷ (which reacts with the initial adduct in the tetrahedral mechanism, p. 1254), and the use of a combined Grignard-lithium diethylamide reagent.¹⁹²⁸ Also, certain metallic halides, notably ferric and cuprous halides, are catalysts

¹⁹¹²Urawa, Y.; Ogura, K. *Tetrahedron Lett.* **2003**, *44*, 271.

¹⁹¹³Wang, J.-X.; Wei, B.; Hu, Y.; Liu, Z.; Yang, Y. *Synth. Commun.* **2001**, *31*, 3885.

¹⁹¹⁴Kakusawa, N.; Yamaguchi, K.; Kurita, J.; Tsuchiya, T. *Tetrahedron Lett.* **2000**, *41*, 4143.

¹⁹¹⁵Chowdhury, C.; Kundu, N.G. *Tetrahedron* **1999**, *55*, 7011; Wang, J.-X.; Wei, B.; Hu, Y.; Liua, Z.; Kang, L. *J. Chem. Res. (S)* **2001**, 146.

¹⁹¹⁶Karpov, A.S.; Müller, T.J.J. *Org. Lett.* **2003**, *5*, 3451.

¹⁹¹⁷Augé, J.; Lubin-Germain, N.; Seghrouchni, L. *Tetrahedron Lett.* **2003**, *44*, 819.

¹⁹¹⁸Böttcher, A.; Becker, H.; Brunner, M.; Preiss, T.; Henkelmann, J.; De Bakker, C.; Gleiter, R. *J. Chem. Soc., Perkin Trans.1* **1999**, 3555.

¹⁹¹⁹Wang, J.-x.; Wei, B.; Huang, D.; Hu, Y.; Bai, L. *Synth. Commun.* **2001**, *31*, 3337.

¹⁹²⁰Wang, J.-X.; Wei, B.; Hu, Y.; Liu, Z.; Fu, Y. *Synth. Commun.* **2001**, *31*, 3527.

¹⁹²¹For a review, see Kharasch, M.S.; Reinmuth, O. *Grignard Reactions of Nonmetallic Substances*, Prentice-Hall, Englewood, NJ, **1954**, pp. 712–724.

¹⁹²²Sato, M.; Inoue, M.; Oguro, K.; Sato, M. *Tetrahedron Lett.* **1979**, 4303; Eberle, M.K.; Kahle, G.G. *Tetrahedron Lett.* **1980**, *21*, 2303; Föhlich, B.; Flogaus, R. *Synthesis* **1984**, 734.

¹⁹²³Maeda, H.; Okamoto, J.; Ohmori, H. *Tetrahedron Lett.* **1996**, *37*, 5381.

¹⁹²⁴Babudri, F.; Fiandanese, V.; Marchese, G.; Punzi, A. *Tetrahedron* **1996**, *52*, 13513; *Tetrahedron Lett.* **1995**, *36*, 7305.

¹⁹²⁵Malanga, C.; Aronica, L.A.; Lardicci, L. *Tetrahedron Lett.* **1995**, *36*, 9185. For the preparation of an amide from a *N,N*-dialkylcarbonyl chloride (R₂NCOCl) and a Grignard reagent, with a nickel catalyst, see Lemoucheux, L.; Rouden, J.; Lasne, M.-C. *Tetrahedron Lett.* **2000**, *41*, 9997.

¹⁹²⁶For example, see Lion, C.; Dubois, J.E.; Bonzougou, Y. *J. Chem. Res. (S)* **1978**, 46; Dubois, J.E.; Lion, C.; Arouisse, A. *Bull. Soc. Chim. Belg.* **1984**, *93*, 1083.

¹⁹²⁷Cooke, Jr., M.P. *J. Org. Chem.* **1986**, *51*, 951.

¹⁹²⁸Fehr, C.; Galindo, J.; Perret, R. *Helv. Chim. Acta* **1987**, *70*, 1745.

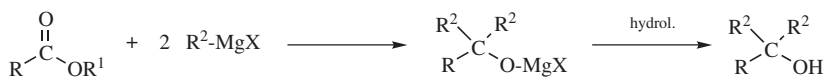
that improve the yields of ketone at the expense of tertiary alcohol.¹⁹²⁹ For these catalysis, both free radical and ionic mechanisms have been proposed.¹⁹³⁰

Grignard reagents react with ethyl chloroformate to give carboxylic esters $\text{EtOCOCI} + \text{RMgX} \rightarrow \text{EtOCOR}$. Acyl halides can also be converted to ketones by treatment with $\text{Na}_2\text{Fe}(\text{CO})_4$ followed by $\text{R}'\text{X}$ (**10-76**).

OS II, 198; **III**, 601; **IV**, 708; **VI**, 248, 991; **VII**, 226, 334; **VIII**, 268, 274, 371, 441, 486.

16-82 The Conversion of Anhydrides, Carboxylic Esters, or Amides to Ketones With Organometallic Compounds¹⁹³¹

Dialkyl,hydroxy-de-alkoxy,oxo-tersubstitution; Alkyl-de-acyloxy- or de-amido substitution



When carboxylic esters are treated with Grignard reagents, addition to the carbonyl (**16-24**) generates a ketone. Under the reaction conditions, the initially formed ketones usually undergoes acyl substitution of R^2 for OR' (**16-81**), so that tertiary alcohols are formed in which two R groups are the same. Isolation of the ketone as the major product is possible in some cases, particularly when the reaction is done at low temperature¹⁹³² and when there is steric hindrance to the carbonyl in the first-formed ketone. Esters, RCO_2Me , react with $\text{Zn}(\text{BH}_4)_2/\text{EtMgBr}$ to give an alcohol, $\text{RCH}(\text{OH})\text{Et}$.¹⁹³³ Formates give secondary alcohols and carbonates give tertiary alcohols in which all three R groups are the same: $(\text{EtO})_2\text{C}=\text{O} + \text{RMgX} \rightarrow \text{R}_3\text{COMgX}$. Acyl halides and anhydrides behave similarly, though these substrates are employed less often.¹⁹³⁴ Many side reactions are possible, especially when the acid derivative or the Grignard reagent is branched: enolizations, reductions (not for esters, but for halides), condensations, and cleavages, but the most important is simple substitution (**16-81**), which in some cases can be made to predominate. When 1,4-dimagnesium compounds are used, carboxylic esters are converted to cyclopentanols.¹⁹³⁵ 1,5-Dimagnesium

¹⁹²⁹For examples, see Cason, J.; Kraus, K.W. *J. Org. Chem.* **1961**, 26, 1768, 1772; MacPhee, J.A.; Dubois, J.E. *Tetrahedron Lett.* **1972**, 467; Cardellicchio, C.; Fiandanese, V.; Marchese, G.; Ronzini, L. *Tetrahedron Lett.* **1987**, 28, 2053; Fujisawa, T.; Sato, T. *Org. Synth.* **66**, 116; Babudri, F.; D'Ettole, A.; Fiandanese, V.; Marchese, G.; Naso, F. *J. Organomet. Chem.* **1991**, 405, 53.

¹⁹³⁰For example, see Dubois, J.E.; Boussu, M. *Tetrahedron Lett.* **1970**, 2523; *Tetrahedron* **1973**, 29, 3943; MacPhee, J.A.; Boussu, M.; Dubois, J.E. *J. Chem. Soc. Perkin Trans. 2* **1974**, 1525.

¹⁹³¹For a review, see Kharasch, M.S.; Reinmuth, O. *Grignard Reactions of Nonmetallic Substances*, Prentice-Hall, Englewood, NJ, **1954**, pp. 561–562, 846–908.

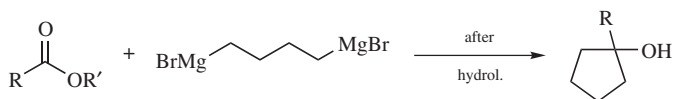
¹⁹³²Deskus, J.; Fan, D.; Smith, M.B. *Synth. Commun.* **1998**, 28, 1649.

¹⁹³³Hallouis, S.; Saluzzo, C.; Amouroux, R. *Synth. Commun.* **2000**, 30, 313.

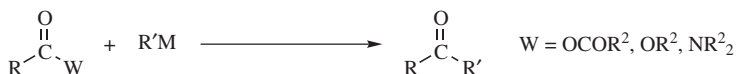
¹⁹³⁴For a review of these reactions, see Kharasch, M.S.; Reinmuth, O. *Grignard Reactions of Nonmetallic Substances*, Prentice-Hall, Englewood Cliffs, NJ, **1954**, pp. 549–766, 846–869.

¹⁹³⁵Canonne, P.; Bernatchez, M. *J. Org. Chem.* **1986**, 51, 2147; **1987**, 52, 4025.

compounds give cyclohexanols, but in lower yields.¹⁹³⁶



As is the case with acyl halides (**16-81**), anhydrides and carboxylic esters give tertiary alcohols (**16-82**) when treated with Grignard reagents. Low temperatures,¹⁹³⁷ the solvent HMPA,¹⁹³⁸ and inverse addition have been used to increase the yields of ketone.¹⁹³⁹ Amides give better yields of ketone at room temperature, but still not very high.¹⁹⁴⁰ Anhydrides can react with arylmagnesium halides at low temperature, and in the presence of (–)-sparteine, to give a keto acid with good enantioselectivity.¹⁹⁴¹ Organocadmium reagents are less successful with these substrates than with acyl halides (**16-81**). Esters of formic acid, dialkylformamides, and lithium or sodium formate¹⁹⁴² give good yields of aldehydes, when treated with Grignard reagents.



Alkyl lithium compounds have been used to give ketones from carboxylic esters. The reaction must be carried out in a high-boiling solvent, such as toluene, since reaction at lower temperatures gives tertiary alcohols.¹⁹⁴³ Alkyl lithium reagents also give good yields of carbonyl compounds with *N,N*-disubstituted amides.¹⁹⁴⁴ Dialkylformamides give aldehydes and other disubstituted amides give ketones and other acid derivatives have been used.¹⁹⁴⁵

¹⁹³⁶Kresge, A.J.; Weeks, D.P. *J. Am. Chem. Soc.* **1984**, *106*, 7140. See also, Fife, T.H. *J. Am. Chem. Soc.* **1967**, *89*, 3228; Craze, G.; Kirby, A.J.; Osborne, R. *J. Chem. Soc. Perkin Trans. 2* **1978**, 357; Amyes, T.L.; Jencks, W.P. *J. Am. Chem. Soc.* **1989**, *111*, 7888, 7900.

¹⁹³⁷See, for example, Newman, M.S.; Smith, A.S. *J. Org. Chem.* **1948**, *13*, 592; Edwards, Jr., W.R.; Kammann Jr., K.P. *J. Org. Chem.* **1964**, *29*, 913; Araki, M.; Sakat, S.; Takei, H.; Mukaiyama, T. *Chem. Lett.* **1974**, 687.

¹⁹³⁸Huet, F.; Pellet, M.; Conia, J.M. *Tetrahedron Lett.* **1976**, 3579.

¹⁹³⁹For a list of preparations of ketones by the reaction of organometallic compounds with carboxylic esters, salts, anhydrides, or amides, with references, see Larock, R.C. *Comprehensive Organic Transformations*, 2nd ed., Wiley-VCH, NY, **1999**, pp. 1386–1389, 1400–1419.

¹⁹⁴⁰For an improved procedure with amides, see Olah, G.S.; Prakash, G.K.S.; Arvanaghi, M. *Synthesis* **1984**, 228. See Martín, R.; Romea, P.; Tey, C.; Urpí, F.; Vilarraza, J. *Synlett* **1997**, 1414 for reaction with an amide derived from morpholine and Grignard reagents, which gives the ketone in good yield. See Kashima, C.; Kita, I.; Takahashi, K.; Hosomi, A. *J. Heterocyclic Chem.* **1995**, *32*, 25 for a related reaction.

¹⁹⁴¹Shintani, R.; Fu, G.C. *Angew. Chem. Int. Ed.* **2002**, *41*, 1057.

¹⁹⁴²Bogavac, M.; Arsenijević, L.; Pavlov, S.; Arsenijević, V. *Tetrahedron Lett.* **1984**, *25*, 1843.

¹⁹⁴³Petrov, A.D.; Kaplan, E.P.; Tsiir, Ya. *J. Gen. Chem. USSR* **1962**, *32*, 691.

¹⁹⁴⁴Evans, E.A. *J. Chem. Soc.* **1956**, 4691. For the synthesis of a silyl ketone from a silyllithium reagent, see Clark, C.T.; Milgram, B.C.; Scheidt, K.A. *Org. Lett.* **2004**, *6*, 3977. For a review, see Wakefield, B.J. *Organolithium Methods*, Academic Press, NY, **1988**, pp. 82–88.

¹⁹⁴⁵Mueller-Westerhoff, U.T.; Zhou, M. *Synlett* **1994**, 975.

Ketones can also be obtained by treatment of the lithium salt of a carboxylic acid with an alkyl lithium reagent (**16-28**). For an indirect way to convert carboxylic esters to ketones, see **16-82**. A similar reaction with hindered aryl carboxylic acids has been reported.¹⁹⁴⁶ Treatment of a β -amido acid with two equivalents of *n*-butyllithium, followed by reaction with an acid chloride leads to a β -keto amide.¹⁹⁴⁷ Carboxylic acids can be treated with 2-chloro-4,6-dimethoxy[1,3,5]-triazine and the RMgX/CuI to give ketones.¹⁹⁴⁸

Disubstituted formamides can give addition of 2 equivalents of Grignard reagent. The products of this reaction (called *Bouveault reaction*) are an aldehyde and a tertiary amine.¹⁹⁴⁹ The use of an amide other than a formamide



can give a ketone instead of an aldehyde, but yields are generally low. The addition of 2 equivalents of phenyllithium to a carbamate gave good yields of the ketone, however.¹⁹⁵⁰ When butyllithium reacted with an α -carbamoyl secondary amide $[\text{RCH}(\text{NHCO}_2\text{R}')\text{C}(=\text{O})\text{NR}_2]$ at -78°C , the amide reacted preferentially to give the α -carbamoyl ketone.¹⁹⁵¹ The reaction of *N*-(3-bromopropyl) lactams with *tert*-butyllithium gave cyclization to the bicyclic amino alcohol, and subsequent reduction with LiAlH_4 (**19-64**) gave the bicyclic amine.¹⁹⁵² Ketones can also be prepared by treatment of thioamides with organolithium compounds (alkyl or aryl).¹⁹⁵³ Cerium reagents, such as MeCeCl_2 , also add two R groups to an amide.¹⁹⁵⁴ More commonly, an organolithium reagent is treated with CeCl_3 to generate the organocerium reagent *in situ*.¹⁹⁵⁵ It has proven possible to add two different R groups by sequential addition of two Grignard reagents.¹⁹⁵⁶ Diketones have also been produced by using the bis(imidazole) derivative of oxalic acid.¹⁹⁵⁷ Alternatively, if R' contains an α hydrogen, the product may be an enamine, and enamines have been synthesized in good yields by this method.¹⁹⁵⁸ When an amide having a *gem*-dibromocyclopropyl unit elsewhere in the molecule was treated

¹⁹⁴⁶Zhang, P.; Terefenko, E.A.; Slavin, J. *Tetrahedron Lett.* **2001**, 42, 2097.

¹⁹⁴⁷Chen, Y.; Sieburth, S.Mc.N. *Synthesis* **2002**, 2191.

¹⁹⁴⁸DeLuca, L.; Giacomelli, G.; Porcheddu, A. *Org. Lett.* **2001**, 3, 1519.

¹⁹⁴⁹For a review, see Spialtr, L.; Pappalardo, J.A. *The Acyclic Aliphatic Tertiary Amines*, Macmillan, NY, **1965**, pp. 59–63.

¹⁹⁵⁰Prakash, G.K.S.; York, C.; Liao, Q.; Kotian, K.; Olah, G.A. *Heterocycles* **1995**, 40, 79.

¹⁹⁵¹Sengupta, S.; Mondal, S.; Das, D. *Tetrahedron Lett.* **1999**, 40, 4107.

¹⁹⁵²Jones, K.; Storey, J.M.D. *J. Chem. Soc., Perkin Trans. 1* **2000**, 769.

¹⁹⁵³Tominaga, Y.; Kohra, S.; Hosomi, A. *Tetrahedron Lett.* **1987**, 28, 1529.

¹⁹⁵⁴Calderwood, D.J.; Davies, R.V.; Rafferty, P.; Twigger, H.L.; Whelan, H.M. *Tetrahedron Lett.* **1997**, 38, 1241.

¹⁹⁵⁵Ahn, Y.; Cohen, T. *Tetrahedron Lett.* **1994**, 35, 203.

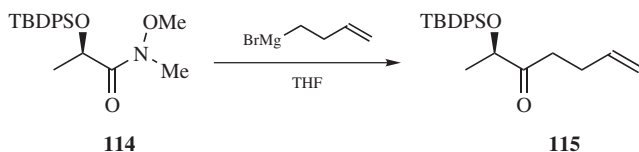
¹⁹⁵⁶Comins, D.L.; Dernell, W. *Tetrahedron Lett.* **1981**, 22, 1085.

¹⁹⁵⁷Mitchell, R.H.; Iyer, V.S. *Tetrahedron Lett.* **1993**, 34, 3683. Also see, Sibi, M.P.; Sharma, R.; Paulson, K.L. *Tetrahedron Lett.* **1992**, 33, 1941.

¹⁹⁵⁸Hansson, C.; Wickberg, B. *J. Org. Chem.* **1973**, 38, 3074.

with methyllithium, Li–Br exchange was accompanied by intramolecular acyl addition to the amide carbonyl, giving a bicyclic amino alcohol.¹⁹⁵⁹

N-Methoxy-*N*-methyl amides, such as, **114**, are referred to as a **Weinreb amide**.¹⁹⁶⁰ When a Weinreb amide reacts with a Grignard reagent or an organolithium reagent,¹⁹⁶¹ the product is the ketone. The reaction of **56** with 3-butenylmagnesium bromide to give ketone **115** is a typical example.¹⁹⁶² Aryloxy carbamates with a Weinreb amide unit, ArO₂C–NMe(OMe), react with RMgBr and then R'Li to give an unsymmetrical ketone, RC(=O)R'.¹⁹⁶³ Intramolecular displacement of a Weinreb amide by an organolithium reagent generated *in situ* from an iodide precursor leads to cyclic ketones.¹⁹⁶⁴ Reaction with vinylmagnesium bromide led to a β-*N*-methoxy-*N*-methylamino ketone, presumably by initial formation of the conjugated ketone followed by Michael addition (**15-24**) of the liberated amine.¹⁹⁶⁵ An interesting extension of this acyl substitution reaction coupled vinylmagnesium bromide with a Weinreb amide to give a conjugated ketone, which reacted with a secondary amine in a second step (see **15-31**) to give a β-amino ketone.¹⁹⁶⁶



By the use of the compound *N*-methoxy-*N,N',N'*-trimethylurea, it is possible to add two R groups as RLi, the same or different, to a CO group.¹⁹⁶⁷

N,N-Disubstituted amides can be converted to alkynyl ketones by treatment with alkynylboranes: RCONR₂² + (R'C≡C)₃B → RCOC≡CR'.¹⁹⁶⁸ Lactams react with triallylborane to give cyclic 2,2-diallyl amines after treatment with methanol, and then aqueous hydroxide.¹⁹⁶⁹ Triallylborane reacts with the carbonyl group of lactams, and after treatment with methanol and then aqueous NaOH gives the

¹⁹⁵⁹Baird, M.S.; Huber, F.A.M.; Tverezovsky, V.V.; Bolesov, I.G. *Tetrahedron* **2001**, *57*, 1593.

¹⁹⁶⁰Nahm, S.; Weinreb, S.M. *Tetrahedron Lett.* **1981**, *22*, 3815.

¹⁹⁶¹See Tallier, C.; Bellosta, V.; Meyer, C.; Cossy, J. *Org. Lett.* **2004**, *6*, 2145.

¹⁹⁶²Xie, W.; Zou, B.; Pei, D.; Ma, D. *Org. Lett.* **2005**, *7*, 2775. For other examples see Andrés, J.M.; Pedrosa, R. Pérez-Encabo, A. *Tetrahedron* **2000**, *56*, 1217.

¹⁹⁶³Lee, N.R.; Lee, J.I. *Synth. Commun.* **1999**, *29*, 1249.

¹⁹⁶⁴Ruiz, J.; Sotomayor, N.; Lete, E. *Org. Lett.* **2003**, *5*, 1115.

¹⁹⁶⁵Gomtsyan, A. *Org. Lett.* **2000**, *2*, 11. For a reaction with methyl esters with an excess of vinylmagnesium halide and a copper catalyst to give a 3-butenyl ketone by a similar acyl substitution–Michael addition route, see Hansford, K.A.; Dettwiler, J.E.; Lubell, W.D. *Org. Lett.* **2003**, *5*, 4887.

¹⁹⁶⁶Gomtsyan, A.; Koenig, R.J.; Lee, C.-H. *J. Org. Chem.* **2001**, *66*, 3613.

¹⁹⁶⁷Hlasta, D.J.; Court, J.J. *Tetrahedron Lett.* **1989**, *30*, 1773. See also, Nahm, S.; Weinreb, S.M. *Tetrahedron Lett.* **1981**, *22*, 3815.

¹⁹⁶⁸Yamaguchi, M.; Waseda, T.; Hirao, I. *Chem. Lett.* **1983**, 35.

¹⁹⁶⁹Bubnov, Y.N.; Pastukhov, F.V.; Yampolsky, I.V.; Ignatenko, A.V. *Eur. J. Org. Chem.* **2000**, 1503; Li, Z.; Zhang, Y. *Tetrahedron Lett.* **2001**, *42*, 8507.

gem-diallyl amine: 2-pyrrolidinone \rightarrow 2,2-diallylpyrrolidine.¹⁹⁷⁰ *N,N*-Disubstituted carbamates ($X = OR^2$) and carbamoyl chlorides ($X = Cl$) react with 2 equivalents of an alkyl- or aryllithium or Grignard reagent to give symmetrical ketones, in which both R groups are derived from the organometallic compound: $R'_2NCOX + 2RMgX \rightarrow R_2CO$.¹⁹⁷¹ *N,N*-Disubstituted amides give ketones in high yields when treated with alkylaluminum triflates $RLa(OTf)_2$.¹⁹⁷²

Other organometallic reagents give acyl substitution. Sodium naphthalenide reacts with esters to give naphthyl ketones.¹⁹⁷³ Trimethylaluminum, which exhaustively methylates ketones (**16-24**), also exhaustively methylates carboxylic acids to give *tert*-butyl compounds¹⁹⁷⁴ (see also, **10-63**). Trimethylaluminum reacts with esters to form ketones, in the presence of *N,N'*-dimethylethylenediamine.¹⁹⁷⁵ Thioesters ($RCOSR'$) react with arylboronic acids, in the presence of a palladium catalyst, to give the corresponding ketone,¹⁹⁷⁶ and esters react similarly with arylboronic acids (a palladium catalyst)¹⁹⁷⁷ or arylboronates (a ruthenium catalyst).¹⁹⁷⁸ Trialkylboranes have been similarly used to convert thioesters to ketones.¹⁹⁷⁹ Thioesters give good yields of ketones when treated with lithium dialkylcopper reagents R'_2CuLi (R' = primary or secondary alkyl or aryl).¹⁹⁸⁰ Organozinc reagents also convert thioesters to ketones.¹⁹⁸¹ Arylboronic acids also react with dialkyl anhydrides, with a rhodium catalyst¹⁹⁸² or a palladium catalyst,¹⁹⁸³ to give the ketone. Aryl iodides react with acetic anhydride, with a palladium catalyst, to give the aryl methyl ketone.¹⁹⁸⁴ Diaryl- or dialkylzinc reagents react with anhydrides and a palladium catalyst¹⁹⁸⁵ or a nickel catalyst¹⁹⁸⁶ to give the ketone. Note that in the presence of a SmI_2 catalyst and 2 equivalents of allyl bromide, lactones were converted to the diallyl diol.¹⁹⁸⁷ *N*-(3-Iodopropyl)succinimide derivatives react with SmI_2 and an iron catalyst to give bicyclic pyrrolizidinone derivatives

¹⁹⁷⁰Bubnov, Yu.N.; Klimkina, E.V.; Zhun', I.V.; Pastukhov, F.V.; Yampolsky, I.V. *Pure Appl. Chem.* **2000**, *72*, 1641.

¹⁹⁷¹Michael, U.; Hörnfeldt, A. *Tetrahedron Lett.* **1970**, 5219; Scilly, N.F. *Synthesis* **1973**, 160.

¹⁹⁷²Collins, S.; Hong, Y. *Tetrahedron Lett.* **1987**, *28*, 4391.

¹⁹⁷³Periasamy, M.; Reddy, M.R.; Bharathi, P. *Synth. Commun.* **1999**, *29*, 677.

¹⁹⁷⁴Meisters, A.; Mole, T. *Aust. J. Chem.* **1974**, *27*, 1665.

¹⁹⁷⁵Chung, E.-A.; Cho, C.-W.; Ahn, K.H. *J. Org. Chem.* **1998**, *63*, 7590.

¹⁹⁷⁶Liebeskind, L.S.; Srogl, J. *J. Am. Chem. Soc.* **2000**, *122*, 11260; Wittenberg, R.; Srogl, J.; Egi, M.; Liebeskind, L.S. *Org. Lett.* **2003**, *5*, 3033.

¹⁹⁷⁷Tatanidani, H.; Kakiuchi, F.; Chatani, N. *Org. Lett.* **2004**, *6*, 3597.

¹⁹⁷⁸Tatanidani, H.; Yokota, K.; Kakiuchi, F.; Chatani, N. *J. Org. Chem.* **2004**, *69*, 5615.

¹⁹⁷⁹Yu, Y.; Liebeskind, L.S. *J. Org. Chem.* **2004**, *69*, 3554.

¹⁹⁸⁰Anderson, R.J.; Henrick, C.A.; Rosenblum, L.D. *J. Am. Chem. Soc.* **1974**, *96*, 3654. See also, Kim, S.; Lee, J.I. *J. Org. Chem.* **1983**, *48*, 2608.

¹⁹⁸¹Shimizu, T.; Seki, M. *Tetrahedron Lett.* **2002**, *43*, 1039.

¹⁹⁸²Frost, C.G.; Wadsworth, K.J. *Chem. Commun.* **2001**, 2316.

¹⁹⁸³Gooßen, L.J.; Ghosh, K. *Eur. J. Org. Chem.* **2002**, 3254.

¹⁹⁸⁴Cacchi, S.; Fabrizi, G.; Gavazza, F.; Goggiamani, A. *Org. Lett.* **2003**, *5*, 289.

¹⁹⁸⁵Wang, D.; Zhang, Z. *Org. Lett.* **2003**, *5*, 4645; Bercot, E.A.; Rovis, T. *J. Am. Chem. Soc.* **2004**, *126*, 10248.

¹⁹⁸⁶Bercot, E.A.; Rovis, T. *J. Am. Chem. Soc.* **2002**, *124*, 174; O'Brien, E.M.; Bercot, E.A.; Rovis, T. *J. Am. Chem. Soc.* **2003**, *125*, 10498.

¹⁹⁸⁷Lannou, M.-I.; Héllion, F.; Namy, J.-L. *Tetrahedron Lett.* **2002**, *43*, 8007.

via intramolecular addition of the organometallic intermediate to one carbonyl.¹⁹⁸⁸ The reaction of alkylzinc halides and thioesters leads to ketones in the presence of 1.5% Pd/C,¹⁹⁸⁹ in what has been called *Fukuyama coupling*.¹⁹⁹⁰

Carboxylic esters can be converted to their homologs (RCOOEt → RCH₂COOEt) by treatment with Br₂CHLi followed by BuLi at -90°C. The ynoate RC≡COLi is an intermediate.¹⁹⁹¹ If the ynoate is treated with 1,3-cyclohexadiene, followed by NaBH₄, the product is the alcohol RCH₂CH₂OH.¹⁹⁹²

Note that acyl benzotriazoles react with β-keto esters to give diketones via acyl substitution.¹⁹⁹³ Acyl cyanides, RC(=O)CN, react with allylic bromides and indium metal to give the corresponding ketone.¹⁹⁹⁴ Coupling an acid chloride and a silyl amide, R₃SiC(=O)NR'₂, leads to an α-keto amide.¹⁹⁹⁵ Acyl benzotriazoles have been coupled with SmI₂ to give the 1,2-diketone.¹⁹⁹⁶ α-Cyanoketone (acyl nitriles) were coupled with YbI₂ in a similar manner.¹⁹⁹⁷ α-Keto phosphonate esters undergo radical acyl substitution to give cyclic ketones under photochemical conditions.¹⁹⁹⁸

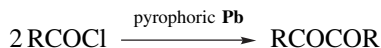
Silyl esters are converted to the enolate anion upon treatment with *n*-butyllithium, and subsequent addition of an aldehyde followed by saponification leads to the β-hydroxy acid.¹⁹⁹⁹

Vinyl organometallic reagents can be added to acyl derivatives. Reaction of an alkyne with Cp₂ZrEt₂ generates the vinyl zirconium reagent, which react with ethyl chloroformate to give an α,β-unsaturated ester.²⁰⁰⁰

OS I, 226; II, 179, 602; III, 237, 831, 839; IV, 601; VI, 240, 278; VIII, 474, 505.
OS II, 282; 72, 32; III, 353; IV, 285; VI, 611; VII, 323, 451; 81, 14.

16-83 The Coupling of Acyl Halides

De-halogen-coupling



¹⁹⁸⁸Ha, D.-C.; Yun, C.-S.; Lee, Y. *J. Org. Chem.* **2000**, *65*, 621.

¹⁹⁸⁹Shimizu, T.; Seki, M. *Tetrahedron Lett.* **2001**, *42*, 429.

¹⁹⁹⁰See Tokuyama, H.; Yokoshima, S.; Yamashita, T.; Fukuyama, T. *Tetrahedron Lett.* **1998**, *39*, 3189; Mori, Y.; Seki, M. *Tetrahedron Lett.* **2004**, *45*, 7343. For a different but related cross-coupling, see Zhang, Y.; Rovis, T. *J. Am. Chem. Soc.* **2004**, *126*, 15964.

¹⁹⁹¹Kowalski, C.J.; Haque, M.S.; Fields, K.W. *J. Am. Chem. Soc.* **1985**, *107*, 1429; Kowalski, C.J.; Haque, M.S. *J. Org. Chem.* **1985**, *50*, 5140.

¹⁹⁹²Kowalski, C.J.; Haque, M.S. *J. Am. Chem. Soc.* **1986**, *108*, 1325.

¹⁹⁹³Katritzky, A.R.; Wang, Z.; Wang, M.; Wilkerson, C.R.; Hall, C.D.; Akhmedov, N.G. *J. Org. Chem.* **2004**, *69*, 6617.

¹⁹⁹⁴Yoo, B.W.; Choi, K.H.; Lee, S.J.; Nam, G.S.; Chang, K.Y.; Kim, S.H.; Kim, J.H. *Synth. Commun.* **2002**, *32*, 839.

¹⁹⁹⁵Chen, J.; Cunico, R.F. *J. Org. Chem.* **2004**, *69*, 5509.

¹⁹⁹⁶Wang, X.; Zhang, Y. *Tetrahedron Lett.* **2002**, *43*, 5431.

¹⁹⁹⁷Saikia, P.; Laskar, D.D.; Prajapati, D.; Sandhu, J.S. *Tetrahedron Lett.* **2002**, *43*, 7525.

¹⁹⁹⁸Kim, S.; Cho, C.H.; Lim, C.J. *J. Am. Chem. Soc.* **2003**, *125*, 9574.

¹⁹⁹⁹Bellassoued, M.; Grugier, J.; Lensen, N.; Catheline, A. *J. Org. Chem.* **2002**, *67*, 5611.

²⁰⁰⁰Takahashi, T.; Xi, C.; Ura, Y.; Nakajima, K. *J. Am. Chem. Soc.* **2000**, *122*, 3228.

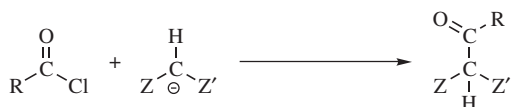
Acyl halides can be coupled with pyrophoric lead to give symmetrical α -diketones in a Wurtz-type reaction.²⁰⁰¹ The reaction has been performed with $R = \text{Me}$ and Ph . Samarium iodide SmI_2 ²⁰⁰² gives the same reaction. Benzoyl chloride was coupled to give benzil by subjecting it to ultrasound in the presence of Li wire:



Unsymmetrical α -diketones, RCOCOR' , have been prepared by treatment of an acyl halide RCOCl with an acyltin reagent ($\text{R}'\text{COSnBu}_3$), with a palladium complex catalyst.²⁰⁰⁴

16-84 Acylation at a Carbon Bearing an Active Hydrogen

Bis(ethoxycarbonyl)methyl-de-halogenation, and so on



This reaction is similar to **10-67**, but there are fewer examples.²⁰⁰⁵ Either Z or Z' may be any of the groups listed in **10-67**.²⁰⁰⁶ Anhydrides react similarly but are used less often. The product contains three Z groups, since RCO is a Z group. One or two of these can be cleaved (**12-40**, **12-43**). In this way, a compound $\text{ZCH}_2\text{Z}'$ can be converted to ZCH_2Z^2 or an acyl halide (RCOCl) to a methyl ketone (RCOCH_3). *O*-Acylation is sometimes a side reaction.²⁰⁰⁷ When thallium(I) salts of $\text{ZCH}_2\text{Z}'$ are used, it is possible to achieve regioselective acylation at either the C or the O position. For example, treatment of the thallium(I) salt of $\text{MeCOCH}_2\text{COME}$ with acetyl chloride at -78°C gave $>90\%$ *O*-acylation, while acetyl fluoride at room temperature gave $>95\%$ *C*-acylation.²⁰⁰⁸ The use of an alkyl chloroformate gives triesters.²⁰⁰⁹

The application of this reaction to simple ketones²⁰¹⁰ (in parallel with **10-68**) requires a strong base, such as NaNH_2 or Ph_3CNa , and is often complicated by

²⁰⁰¹Mészáros, L. *Tetrahedron Lett.* **1967**, 4951.

²⁰⁰²Soupe, J.; Namy, J.; Kagan, H.B. *Tetrahedron Lett.* **1984**, 25, 2869. See also, Collin, J.; Namy, J.; Dallemer, F.; Kagan, H.B. *J. Org. Chem.* **1991**, 56, 3118.

²⁰⁰³Han, B.H.; Boudjouk, P. *Tetrahedron Lett.* **1981**, 22, 2757.

²⁰⁰⁴Verlhac, J.; Chanson, E.; Jousseume, B.; Quintard, J. *Tetrahedron Lett.* **1985**, 26, 6075. For another procedure, see Olah, G.A.; Wu, A. *J. Org. Chem.* **1991**, 56, 902.

²⁰⁰⁵For examples of reactions in this section, with references, see Larock, R.C. *Comprehensive Organic Transformations*, 2nd ed., Wiley-VCH, NY, **1999**, pp. 1484–1485, 1522–1527.

²⁰⁰⁶For an improved procedure, see Rathke, M.W.; Cowan, P.J. *J. Org. Chem.* **1985**, 50, 2622.

²⁰⁰⁷When phase-transfer catalysts are used, *O*-acylation becomes the main reaction: Jones, R.A.; Nokkeo, S.; Singh, S. *Synth. Commun.* **1977**, 7, 195.

²⁰⁰⁸Taylor, E.C.; Hawks III, G.H.; McKillop, A. *J. Am. Chem. Soc.* **1968**, 90, 2421.

²⁰⁰⁹See, for example, Skarzewski, J. *Tetrahedron* **1989**, 45, 4593. For a review of triesters, see Newkome, G.R.; Baker, G.R. *Org. Prep. Proced. Int.* **1986**, 19, 117.

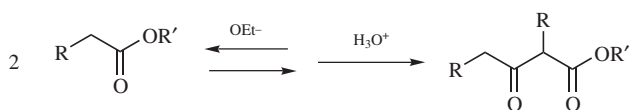
²⁰¹⁰Hegedus, L.S.; Williams, R.E.; McGuire, M.A.; Hayashi, T. *J. Am. Chem. Soc.* **1980**, 102, 4973.

O-acylation, which in many cases becomes the principal pathway because acylation at the oxygen is usually much faster. It is possible to increase the proportion of *C*-acylated product by employing an excess (2–3 equivalents) of enolate anion (and adding the substrate to this, rather than vice versa), by the use of a relatively non-polar solvent and a metal ion (e.g., Mg^{2+}), which is tightly associated with the enolate oxygen atom, by the use of an acyl halide rather than an anhydride,²⁰¹¹ and by working at low temperatures.²⁰¹² In cases where the use of an excess of enolate anion results in *C*-acylation, it is because *O*-acylation takes place first, and the *O*-acylated product (an enol ester) is then *C*-acylated. Simple ketones can also be acylated by treatment of their silyl enol ethers with an acyl chloride in the presence of ZnCl_2 or SbCl_3 .²⁰¹³ Ketones can be acylated by anhydrides to give β -diketones, with BF_3 as catalyst.²⁰¹⁴ Simple esters RCH_2COOEt can be acylated at the α carbon (at -78°C) if a strong base such as lithium *N*-isopropylcyclohexylamide is used to remove the proton.²⁰¹⁵

OS II, 266, 268, 594, 596; III, 16, 390, 637; IV, 285, 415, 708; V, 384, 937; VI, 245; VII, 213, 359; VIII, 71, 326, 467. See also, OS VI, 620.

16-85 Acylation of Carboxylic Esters by Carboxylic Esters: The Claisen and Dieckmann Condensations

Alkoxycarbonylalkyl-de-alkoxy-substitution



When carboxylic esters containing an α hydrogen are treated with a strong base, such as sodium ethoxide, a condensation occurs to give a β -keto ester via an ester enolate anion.²⁰¹⁶ This reaction is called the *Claisen condensation*. When it is carried out with a mixture of two different esters, each of which possesses an α hydrogen (this reaction is called a mixed Claisen or a crossed Claisen condensation), a mixture of all four products is generally obtained and the reaction is seldom useful synthetically.²⁰¹⁷ However, if only one of the esters has an

²⁰¹¹See House, H.O. *Modern Synthetic Reactions*, 2nd ed., W.A. Benjamin, NY, 1972, pp. 762–765; House, H.O.; Auerbach, R.A.; Gall, M.; Peet, N.P. *J. Org. Chem.* 1973, 38, 514.

²⁰¹²Seebach, D.; Weller, T.; Protschuk, G.; Beck, A.K.; Hoekstra, M.S. *Helv. Chim. Acta* 1981, 64, 716.

²⁰¹³Tirpak, R.E.; Rathke, M.W. *J. Org. Chem.* 1982, 47, 5099.

²⁰¹⁴For a review, see Hauser, C.R.; Swamer, F.W.; Adams, J.T. *Org. React.* 1954, 8, 59, 98–106.

²⁰¹⁵For example, see Rathke, M.W.; Deitch, J. *Tetrahedron Lett.* 1971, 2953; Logue, M.W. *J. Org. Chem.* 1974, 39, 3455; Couffignal, R.; Moreau, J. *J. Organomet. Chem.* 1977, 127, C65; Ohta, S.; Shimabayashi, A.; Hayakawa, S.; Sumino, M.; Okamoto, M. *Synthesis* 1985, 45; Hayden, W.; Pucher, R.; Griengl, H. *Monatsh. Chem.* 1987, 118, 415.

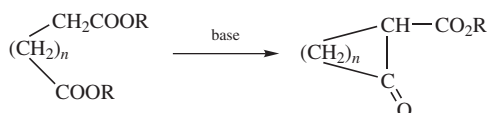
²⁰¹⁶For a study of ester and amide enolate stabilization, see Rablen, P.R.; Bentrup, K.L.H. *J. Am. Chem. Soc.* 2003, 125, 2142.

²⁰¹⁷For a method of allowing certain crossed-Claisen reactions to proceed with good yields, see Tanabe, Y. *Bull. Chem. Soc. Jpn.* 1989, 62, 1917.

α hydrogen, the mixed reaction is frequently satisfactory. Among esters lacking α hydrogens (hence acting as the substrate ester) that are commonly used in this way are esters of aromatic acids, and ethyl carbonate and ethyl oxalate. When the ester enolate reacts with ethyl carbonate, the product is a malonic ester, and reaction with ethyl formate introduces a formyl group. Claisen condensation of phenyl esters with ZrCl_4 and diisopropylethylamine (Hünigs base) give the corresponding keto ester.²⁰¹⁸

As with ketone enolate anions (see **16-34**), the use of amide bases under kinetic control conditions (strong base with a weak conjugate acid, aprotic solvents, low temperatures), allows the mixed Claisen condensation to proceed. Self-condensation of the lithium enolate with the parent ester is a problem when LDA is used as a base,²⁰¹⁹ but this is minimized with LICA (lithium isopropylcyclohexyl amide).²⁰²⁰ Note that solvent-free Claisen condensation reactions have been reported.²⁰²¹

When the two ester groups involved in the condensation are in the same molecule, the product is a cyclic β -keto ester and the reaction is called the *Dieckmann condensation*.²⁰²²



The Dieckmann condensation is most successful for the formation of five-, six-, and seven-membered rings. Yields for rings of 9–12 members are very low or nonexistent; larger rings can be closed with high-dilution techniques. Reactions in which large rings are to be closed are generally assisted by high dilution, since one end of the molecule has a better chance of finding the other end than of finding another molecule. A solvent-free Dieckmann condensation has been reported on solid potassium *tert*-butoxide.²⁰²³ Dieckmann condensation of unsymmetrical substrates can be made regioselective (unidirectional) by the use of solid-phase supports.²⁰²⁴

The mechanism of the Claisen and Dieckmann reactions is the ordinary tetrahedral mechanism,²⁰²⁵ with one molecule of ester being converted to a nucleophile by

²⁰¹⁸Tanabe, Y.; Hamasaki, R.; Funakoshi, S. *Chem. Commun.* **2001**, 1674.

²⁰¹⁹Rathke, M.W.; Sullivan, D.F. *J. Am. Chem. Soc.* **1973**, *95*, 3050; Lochmann, L.; Lím, D. *J. Organomet. Chem.* **1973**, *50*, 9; Sullivan, D.F.; Woodbury, R.P.; Rathke, M.W. *J. Org. Chem.* **1977**, *42*, 2038.

²⁰²⁰Rathke, M.W.; Lindert, A. *J. Am. Chem. Soc.* **1971**, *93*, 2318.

²⁰²¹Yoshizawa, K.; Toyota, S.; Toda, F. *Tetrahedron Lett.* **2001**, *42*, 7983.

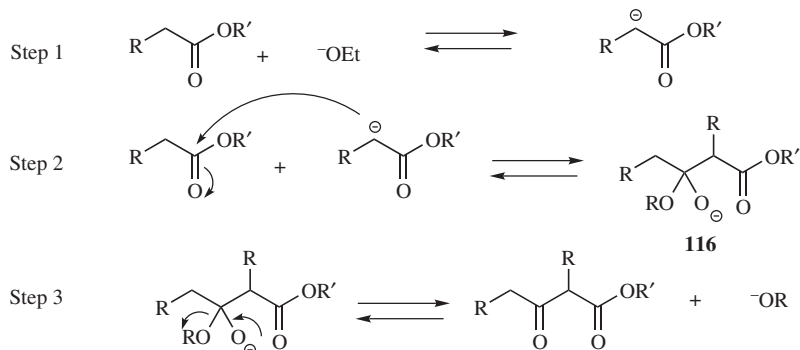
²⁰²²For a review, see Schaefer, J.P.; Bloomfield, J.J. *Org. React.* **1967**, *15*, 1.

²⁰²³Toda, F.; Suzuki, T.; Higa, S. *J. Chem. Soc. Perkin Trans. 1* **1998**, 3521.

²⁰²⁴Crowley, J.J.; Rapoport, H. *J. Org. Chem.* **1980**, *45*, 3215. For another method, see Yamada, Y.; Ishii, T.; Kimura, M.; Hosaka, K. *Tetrahedron Lett.* **1981**, *22*, 1353.

²⁰²⁵There is evidence that, at least in some cases, an SET mechanism is involved: Ashby, E.C.; Park, W. *Tetrahedron Lett.* **1983**, 1667. The transition structures have also been examined by Nishimura, T.; Sunagawa, M.; Okajima, T.; Fukazawa, Y. *Tetrahedron Lett.* **1997**, *38*, 7063.

the base and the other serving as the substrate.



This reaction illustrates the striking difference in behavior between carboxylic esters on the one hand and aldehydes and ketones on the other. When a carbanion, such as an enolate anion, is added to the carbonyl group of an aldehyde or ketone (**16-38**), the H or R is not lost, since these groups are much poorer leaving groups than OR. Instead the intermediate similar to **116** adds a proton at the oxygen to give a hydroxy compound.

In contrast to **10-67** ordinary esters react quite well, that is, two Z groups are not needed. A lower degree of acidity is satisfactory because it is not necessary to convert the attacking ester entirely to its ion. Step 1 is an equilibrium that lies well to the left. Nevertheless, the small amount of enolate anion formed is sufficient to attack the readily approachable ester substrate. All the steps are equilibria. The reaction proceeds because the product is converted to its conjugate base by the base present (i.e., a β -keto ester is a stronger acid than an alcohol):



The use of a stronger base, such as NaNH_2 , NaH , or KH ,²⁰²⁶ often increases the yield. For some esters stronger bases *must* be used, since sodium ethoxide is ineffective. Among these are esters of the type $\text{R}_2\text{CHCOOEt}$, the products of which ($\text{R}_2\text{CHCOCR}_2\text{COOEt}$) lack an acidic hydrogen, so that they cannot be converted to enolate anions by sodium ethoxide.²⁰²⁷ The Dieckmann condensation has also been done using $\text{TiCl}_3/\text{NBU}_3$ with a TMSOTf catalyst.²⁰²⁸ A Dieckmann-like condensation was reported where an α,ω -dicarboxylic acid was heated to 450°C on graphite, with microwave irradiation, to give the cyclic ketone.²⁰²⁹

²⁰²⁶Brown, C.A. *Synthesis* **1975**, 326.

²⁰²⁷For a discussion, see Garst, J.F. *J. Chem. Educ.* **1979**, 56, 721.

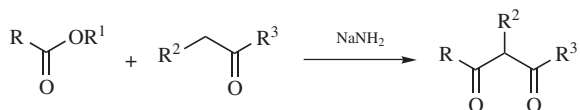
²⁰²⁸Yoshida, Y.; Hayashi, R.; Sumihara, H.; Tanabe, Y. *Tetrahedron Lett.* **1997**, 38, 8727.

²⁰²⁹Marquié, J.; Laporterie, A.; Dubac, J.; Roques, N. *Synlett* **2001**, 493.

OS I, 235; II, 116, 194, 272, 288; III, 231, 300, 379, 510; IV, 141; V, 288, 687, 989; VIII, 112.

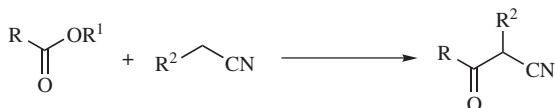
16-86 Acylation of Ketones and Nitriles by Carboxylic Esters

α -Acylalkyl-de-alkoxy-substitution



Carboxylic esters can be treated with ketones to give β -diketones. The reaction is so similar that it is sometimes also called the Claisen reaction, though this usage may be confusing. A strong base, such as sodium amide or sodium hydride, is required. Yields can be increased by the catalytic addition of crown ethers.²⁰³⁰ Esters of formic acid (R = H) give β -keto aldehydes and ethyl carbonate gives β -keto esters. β -Keto esters can also be obtained by treating the lithium enolates of ketones with methyl cyanofornate MeOCOCN ²⁰³¹ (in this case CN is the leaving group) and by treating ketones with KH and diethyl dicarbonate, $(\text{EtOCO})_2\text{O}$.²⁰³²

In the case of unsymmetrical ketones, the attack usually comes from the less highly substituted side, so that CH_3 is more reactive than RCH_2 , and the R_2CH group rarely attacks. This reaction has been used to effect cyclization, especially to prepare five- and six-membered rings. Nitriles are frequently used instead of ketones, the products being β -keto nitriles.



Other nucleophilic carbon reagents, such as acetylide ions, and ions derived from α -methylpyridines have also been used. A particularly useful nucleophile is the methylsulfinyl carbanion, $\text{CH}_3\text{SOCH}_2^-$,²⁰³³ the conjugate base of DMSO, since the β -keto sulfoxide produced can easily be reduced to a methyl ketone (p. 624). The methylsulfonyl carbanion ($\text{CH}_3\text{SO}_2\text{CH}_2^-$), the conjugate base of dimethyl sulfone, behaves similarly,²⁰³⁴ and the product can be similarly reduced. Certain carboxylic esters, acyl halides, and DMF will acylate 1,3-dithianes²⁰³⁵ (see 10-71) to give, after oxidative hydrolysis with NBS or NCS, α -keto aldehydes or

²⁰³⁰Popik, V.V.; Nikolaev, V.A. *J. Org. Chem. USSR* **1989**, 25, 1636.

²⁰³¹Mander, L.N.; Sethi, P. *Tetrahedron Lett.* **1983**, 24, 5425.

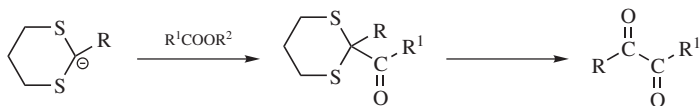
²⁰³²Hellou, J.; Kingston, J.F.; Fallis, A.G. *Synthesis* **1984**, 1014.

²⁰³³See Durst, T. *Adv. Org. Chem.* **1969**, 6, 285, pp. 296-301.

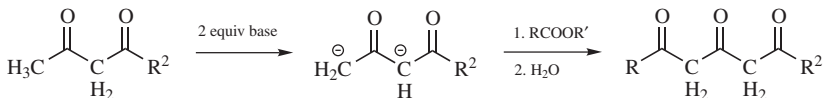
²⁰³⁴Schank, K.; Hasenfratz, H.; Weber, A. *Chem. Ber.* **1973**, 106, 1107, House, H.O.; Larson, J.K. *J. Org. Chem.* **1968**, 33, 61.

²⁰³⁵Corey, E.J.; Seebach, D. *J. Org. Chem.* **1975**, 40, 231

α -diketones,²⁵⁴ for example,



As in **10-67**, a ketone attacks with its second most acidic position if 2 equivalents of base are used. Thus, β -diketones have been converted to 1,3,5-triketones.²⁰³⁶

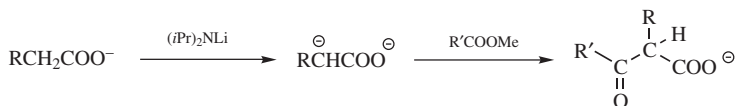


Side reactions are condensation of the ketone with itself (**16-34**), of the ester with itself, and of the ketone with the ester, but with the ester supplying the α position (**16-36**). The mechanism is the same as in **16-85**.²⁰³⁷

OS **I**, 238; **II**, 126, 200, 287, 487, 531; **III**, 17, 251, 291, 387, 829; **IV**, 174, 210, 461, 536; **V**, 187, 198, 439, 567, 718, 747; **VI**, 774; **VII**, 351.

16-87 Acylation of Carboxylic Acid Salts

α -Carboxyalkyl-de-alkoxy-substitution



We have previously seen (**10-70**) that dianions of carboxylic acids can be alkylated in the α position. These ions can also be acylated on treatment with a carboxylic ester²⁰³⁸ to give salts of β -keto acids. As in **10-70**, the carboxylic acid can be of the form RCH_2COOH or $RR^2CHCOOH$. Since β -keto acids are so easily converted to ketones (**12-40**), this is also a method for the preparation of ketones $R'COCH_2R$ and $R'COCHRR^2$, where R' can be primary, secondary, or tertiary alkyl, or aryl. If the ester is ethyl formate, an α -formyl carboxylate salt ($R' = H$) is formed, which on acidification spontaneously decarboxylates into an aldehyde.²⁰³⁹ This method accomplishes the conversion $RCH_2COOH \rightarrow RCH_2CHO$, and is an alternative to the reduction methods discussed in **19-39**. When the carboxylic acid is of the form $RR''CHCOOH$, better yields are obtained by acylating with acyl halides rather than esters.²⁰⁴⁰

²⁰³⁶Miles, M.L.; Harris, T.M.; Hauser, C.R. *J. Org. Chem.* **1965**, *30*, 1007.

²⁰³⁷Hill, D.G.; Burkus, T.; Hauser, C.R. *J. Am. Chem. Soc.* **1959**, *81*, 602.

²⁰³⁸Kuo, Y.; Yahner, J.A.; Ainsworth, C. *J. Am. Chem. Soc.* **1971**, *93*, 6321; Angelo, B. *C.R. Seances Acad. Sci. Ser. C* **1973**, *276*, 293.

²⁰³⁹Pfeffer, P.E.; Silbert, L.S. *Tetrahedron Lett.* **1970**, 699; Koch, G.K.; Kop, J.M.M. *Tetrahedron Lett.* **1974**, 603.

²⁰⁴⁰Krapcho, A.P.; Kashdan, D.S.; Jahngen, Jr., E.G.E.; Lovey, A.J. *J. Org. Chem.* **1977**, *42*, 1189; Lion, C.; Dubois, J.E. *J. Chem. Res. (S)* **1980**, 44.

16-88 Preparation of Acyl Cyanides**Cyano-de-halogenation**

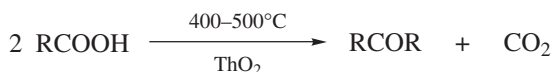
Acyl cyanides²⁰⁴¹ can be prepared by treatment of acyl halides with copper cyanide. The mechanism could be free-radical or nucleophilic substitution. The reaction has also been accomplished with thallium(I) cyanide,²⁰⁴² with Me_3SiCN and an SnCl_4 catalyst,²⁰⁴³ and with Bu_3SnCN ,²⁰⁴⁴ but these reagents are successful only when R = aryl or tertiary alkyl. KCN has also been used, along with ultrasound,²⁰⁴⁵ as has NaCN with phase-transfer catalysts.²⁰⁴⁶

OS III, 119.

16-89 Preparation of Diazo Ketones**Diazomethyl-de-halogenation**

The reaction between acyl halides and diazomethane is of wide scope and is the best way to prepare diazo ketones.²⁰⁴⁷ Diazomethane must be present in excess or the HX produced will react with the diazo ketone (10-52). This reaction is the first step of the *Arndt-Eistert synthesis* (18-8). Diazo ketones can also be prepared directly from a carboxylic acid and diazomethane or diazoethane in the presence of DCC.²⁰⁴⁸

OS III, 119; VI, 386, 613; VIII, 196.

16-90 Ketonic Decarboxylation²⁰⁴⁹**Alkyl-de-hydroxylation**

²⁰⁴¹For a review of acyl cyanides, see Hünig, S.; Schaller, R. *Angew. Chem. Int. Ed.* **1982**, 21, 36.

²⁰⁴²Taylor, E.C.; Andrade, J.G.; John, K.C.; McKillop, A. *J. Org. Chem.* **1978**, 43, 2280.

²⁰⁴³Olah, G.A.; Arvanaghi, M.; Prakash, G.K.S. *Synthesis* **1983**, 636.

²⁰⁴⁴Tanaka, M. *Tetrahedron Lett.* **1980**, 21, 2959. See also Tanaka, M.; Koyanagi, M. *Synthesis* **1981**, 973.

²⁰⁴⁵Ando, T.; Kawate, T.; Yamawaki, J.; Hanafusa, T. *Synthesis* **1983**, 637.

²⁰⁴⁶Koenig, K.E.; Weber, W.P. *Tetrahedron Lett.* **1974**, 2275. See also, Sukata, K. *Bull. Chem. Soc. Jpn.* **1987**, 60, 1085.

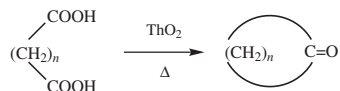
²⁰⁴⁷For reviews, see Fridman, A.L.; Ismagilova, G.S.; Zalesov, V.S.; Novikov, S.S. *Russ. Chem. Rev.* **1972**, 41, 371; Ried, W.; Mengler, H. *Fortshr. Chem. Forsch.*, **1965**, 5, 1.

²⁰⁴⁸Hodson, D.; Holt, G.; Wall, D.K. *J. Chem. Soc. C* **1970**, 971.

²⁰⁴⁹For a review, see Kwart, H.; King, K., in Patai, S. *The Chemistry of Carboxylic Acids and Esters*, Wiley, NY, **1969**, pp. 362–370.

Carboxylic acids can be converted to symmetrical ketones by pyrolysis in the presence of thorium oxide. In a mixed reaction, formic acid and another acid heated over thorium oxide give aldehydes. Mixed alkyl aryl ketones have been prepared by heating mixtures of ferrous salts.²⁰⁵⁰ When the R group is large, the methyl ester rather than the acid can be decarbomethoxylated over thorium oxide to give the symmetrical ketone.

The reaction has been performed on dicarboxylic acids, whereupon cyclic ketones are obtained:



This process, called *Ruzicka cyclization*, is good for the preparation of rings of six and seven members and, with lower yields, of C₈ and C₁₀-C₃₀ cyclic ketones.²⁰⁵¹

Not much work has been done on the mechanism of this reaction. However, a free-radical mechanism has been suggested on the basis of a thorough study of all the side products.²⁰⁵²

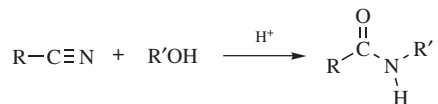
OS I, 192; II, 389; IV, 854; V, 589. Also see, OS IV, 55, 560.

REACTIONS IN WHICH CARBON ADDS TO THE HETEROATOM

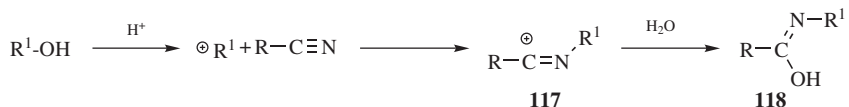
A. Oxygen Adding to the Carbon

16-91 The Ritter Reaction

N-Hydro,*N*-alkyl-*C*-oxo-biaddition



Alcohols can be added to nitriles in an entirely different manner from that of reaction 16-9. In this reaction, the alcohol is converted by a strong acid to a carbocation, which is attacked by the nucleophilic nitrogen atom to give 117. Subsequent addition of water to the electrophilic carbon atom leads to the enol form of the amide (see 118), which tautomerizes (p. 98) to the *N*-alkyl amide.



²⁰⁵⁰Granito, C.; Schultz, H.P. *J. Org. Chem.* **1963**, 28, 879.

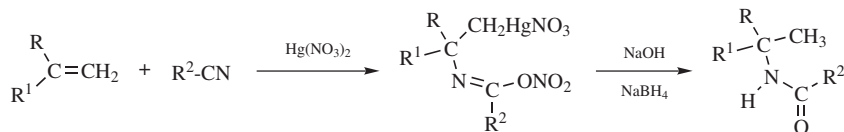
²⁰⁵¹See, for example, Ruzicka, L.; Stoll, M.; Schinz, H. *Helv. Chim. Acta* **1926**, 9, 249; **1928**, 11, 1174; Ruzicka, L.; Brugger, W.; Seidel, C.F.; Schinz, H. *Helv. Chim. Acta* **1928**, 11, 496.

²⁰⁵²Hites, R.A.; Biemann, K. *J. Am. Chem. Soc.* **1972**, 94, 5772. See also, Bouchoule, C.; Blanchard, M.; Thomassin, R. *Bull. Soc. Chim. Fr.* **1973**, 1773.

Only alcohols that give rise to fairly stable carbocations react (secondary, tertiary, benzylic, etc.); non-benzylic primary alcohols do not give the reaction. The carbocation need not be generated from an alcohol, but may come from protonation of an alkene or from other sources. In any case, the reaction is called the *Ritter reaction*.²⁰⁵³ Lewis acids, such as $\text{Mg}(\text{HSO}_4)_2$, have been used to promote the reaction.²⁰⁵⁴ Highly sterically hindered nitriles have been converted to *N*-methyl amides by heating with methanol and sulfuric acid.²⁰⁵⁵ HCN also gives the reaction, the product being a formamide. Trimethylsilyl cyanide has also been used.²⁰⁵⁶

Since the amides (especially the formamides) are easily cleaved under hydrolysis conditions to amines, the Ritter reaction provides a method for achieving the conversions $\text{R}'\text{OH} \rightarrow \text{R}'\text{NH}_2$ (see **10-32**) and alkene $\rightarrow \text{R}'\text{NH}_2$ (see **15-8**) in those cases where R' can form a relatively stable carbocation. The reaction is especially useful for the preparation of tertiary alkyl amines because there are few alternate ways of preparing these compounds. The reaction can be extended to primary alcohols by treatment with triflic anhydride²⁰⁵⁷ or $\text{Ph}_2\text{CCl}^+ \text{SbCl}_6^-$ or a similar salt²⁰⁵⁸ in the presence of the nitrile.

Alkenes of the form $\text{RCH}=\text{CHR}'$ and $\text{RR}'\text{C}=\text{CH}_2$ add to nitriles in the presence of mercuric nitrate to give, after treatment with NaBH_4 , the same amides that would be obtained by the Ritter reaction.²⁰⁵⁹ This method has the advantage of avoiding strong acids.



Benzylic compounds, such as ethylbenzene, react with alkyl nitriles, ceric ammonium nitrate, and a catalytic amount of *N*-hydroxysuccinimide to give the Ritter product, the amide.²⁰⁶⁰

The Ritter reaction can be applied to cyanamides RNHCN to give ureas $\text{RNHCONHR}'$.²⁰⁶¹

OS V, 73, 471.

²⁰⁵³Ritter, J.J.; Minieri, P.P. *J. Am. Chem. Soc.* **1948**, *70*, 4045. For reviews, see Krimen, L.I.; Cota, D.J. *Org. React.* **1969**, *17*, 213; Beckwith, A.L.J., in Zabicky, J. *The Chemistry of Amides*, Wiley, NY, **1970**, pp. 125–130; Johnson, F.; Madroñero, R. *Adv. Heterocycl. Chem.* **1966**, *6*, 95; Tongco, E.C.; Prakash, G.K.S.; Olah, G.A. *Synlett* **1997**, 1193.

²⁰⁵⁴Salehi, P.; Khodaei, M.M.; Zolfigol, M.A.; Keyvan, A. *Synth. Commun.* **2001**, *31*, 1947.

²⁰⁵⁵Lebedev, M.Y.; Erman, M.B. *Tetrahedron Lett.* **2002**, *43*, 1397.

²⁰⁵⁶Chen, H.G.; Goel, O.P.; Kesten, S.; Knobelsdorf, J. *Tetrahedron Lett.* **1996**, *37*, 8129.

²⁰⁵⁷Martinez, A.G.; Alvarez, R.M.; Vilar, E.T.; Fraile, A.G.; Hanack, M.; Subramanian, L.R. *Tetrahedron Lett.* **1989**, *30*, 581.

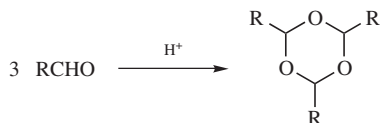
²⁰⁵⁸Barton, D.H.R.; Magnus, P.D.; Garbarino, J.A.; Young, R.N. *J. Chem. Soc. Perkin Trans. 1* **1974**, 2101. See also, Top, S.; Jaouen, G. *J. Org. Chem.* **1981**, *46*, 78.

²⁰⁵⁹Sokolov, V.I.; Reutov, O.A. *Bull. Acad. Sci. USSR Div. Chem. Sci.* **1968**, 225; Brown, H.C.; Kurek, J.T. *J. Am. Chem. Soc.* **1969**, *91*, 5647; Chow, D.; Robson, J.H.; Wright, G.F. *Can. J. Chem.* **1965**, *43*, 312; Fry, A.J.; Simon, J.A. *J. Org. Chem.* **1982**, *47*, 5032.

²⁰⁶⁰Sakaguchi, S.; Hirabayashi, T.; Ishii, Y. *Chem. Commun.* **2002**, 516.

²⁰⁶¹Anatol, J.; Berecoechea, J. *Bull. Soc. Chim. Fr.* **1975**, 395; *Synthesis* **1975**, 111.

16-92 The Addition of Aldehydes to Aldehydes



When catalyzed by acids, low-molecular-weight aldehydes add to each other to give cyclic acetals, the most common product being the trimer.²⁰⁶² The cyclic trimer of formaldehyde is called *trioxane*,²⁰⁶³ and that of acetaldehyde is known as *paraldehyde*. Under certain conditions, it is possible to get tetramers²⁰⁶⁴ or dimers. Aldehydes can also polymerize to linear polymers, but here a small amount of water is required to form hemiacetal groups at the ends of the chains. The linear polymer formed from formaldehyde is called *paraformaldehyde*. Since trimers and polymers of aldehydes are acetals, they are stable to bases, but can be hydrolyzed by acids. Because formaldehyde and acetaldehyde have low boiling points, it is often convenient to use them in the form of their trimers or polymers.

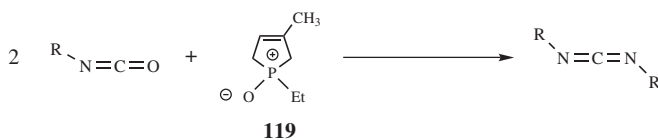
Aryl aldehydes condense with aliphatic aldehydes in the presence of benzoylformate decarboxylase and thiamin diphosphate to give an α -hydroxy ketone with good enantioselectivity.²⁰⁶⁵

A slightly related reaction involves nitriles, which can be trimerized with various acids, bases, or other catalysts to give triazines (see OS III, 71).²⁰⁶⁶ Here HCl is most often used. Most nitriles with an α hydrogen do not give the reaction.

B. Nitrogen Adding to the Carbon

16-93 The Addition of Isocyanates to Isocyanates (Formation of Carbodiimides)

Alkylimino-de-oxo-bisubstitution



The treatment of isocyanates with 3-methyl-1-ethyl-3-phospholene-1-oxide (119) is a useful method for the synthesis of carbodiimides²⁰⁶⁷ in good

²⁰⁶²For a review, see Bevington, J.C. *Q. Rev. Chem. Soc.* **1952**, 6, 141.

²⁰⁶³For a synthesis of trioxanes using bentonitic earth catalysts, see Camarena, R.; Cano, A.C.; Delgado, F.; Zúñiga, N.; Alvarez, C. *Tetrahedron Lett.* **1993**, 34, 6857.

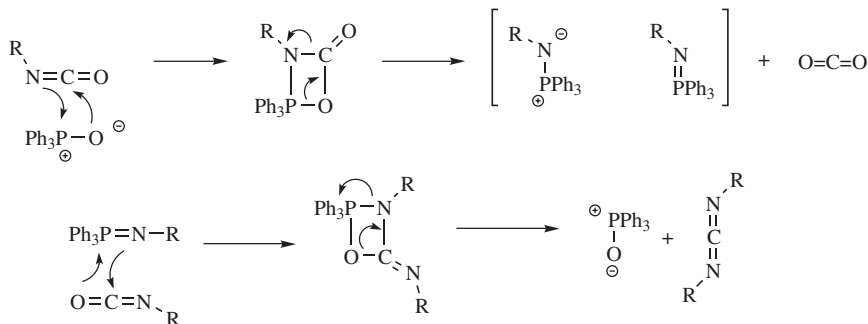
²⁰⁶⁴Barón, M.; de Manderola, O.B.; Westerkamp, J.F. *Can. J. Chem.* **1963**, 41, 1893.

²⁰⁶⁵Dünnwald, T.; Demir, A.S.; Siegert, P.; Pohl, M.; Müller, M. *Eur. J. Org. Chem.* **2000**, 2161.

²⁰⁶⁶For a review, see Martin, D.; Bauer, M.; Pankratov, V.A. *Russ. Chem. Rev.* **1978**, 47, 975. For a review with respect to cyanamides RNH–CN, see Pankratov, V.A.; Chesnokova, A.E. *Russ. Chem. Rev.* **1989**, 58, 879. For reviews of the chemistry of carb.

²⁰⁶⁷For reviews of the chemistry of carbodiimides, see Williams, A.; Ibrahim, I.T. *Chem. Rev.* **1981**, 81, 589; Mikołajczyk, M.; Kiełbasiński, P. *Tetrahedron* **1981**, 37, 233; Kurzer, F.; Douraghi-Zadeh, K. *Chem. Rev.* **1967**, 67, 107.

yields.²⁰⁶⁸ The mechanism does not simply involve the addition of one molecule of isocyanate to another, since the kinetics are first order in isocyanate and first order in catalyst. The following mechanism has been proposed (the catalyst is here represented as $R_3P^+-O^-$):²⁰⁶⁹

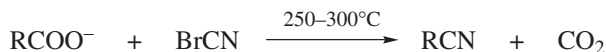


According to this mechanism, one molecule of isocyanate undergoes addition to $C=O$, and the other addition to $C=N$. Evidence is that ¹⁸O labeling experiments have shown that each molecule of CO₂ produced contains one oxygen atom derived from the isocyanate and one from **119**,²⁰⁷⁰ precisely what is predicted by this mechanism. Certain other catalysts are also effective.²⁰⁷¹ High-load, soluble oligomeric carbodiimides have been prepared.²⁰⁷²

OS V, 501.

16-94 The Conversion of Carboxylic Acid Salts to Nitriles

Nitrilo-de-oxido,oxo-tersubstitution



Salts of aliphatic or aromatic carboxylic acids can be converted to the corresponding nitriles by heating with BrCN or ClCN. Despite appearances, this is not a substitution reaction. When $R^{14}COO^-$ was used, the label appeared in the nitrile, not in the CO₂,²⁰⁷³ and optical activity in R was retained.²⁰⁷⁴ The acyl isocyanate $RCN=C=O$ could be isolated from the reaction mixture; hence the

²⁰⁶⁸Campbell, T.W.; Monagle, J.J.; Foldi, V.S. *J. Am. Chem. Soc.* **1962**, *84*, 3673.

²⁰⁶⁹Monagle, J.J.; Campbell, T.W.; McShane Jr., H.F. *J. Am. Chem. Soc.* **1962**, *84*, 4288.

²⁰⁷⁰Monagle, J.J.; Mengenhauser, J.V. *J. Org. Chem.* **1966**, *31*, 2321.

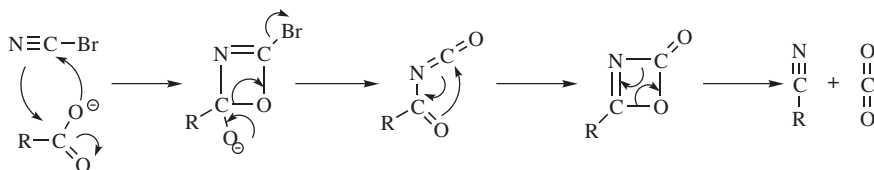
²⁰⁷¹Monagle, J.J. *J. Org. Chem.* **1962**, *27*, 3851; Appleman, J.O.; DeCarlo, V.J. *J. Org. Chem.* **1967**, *32*, 1505; Ulrich, H.; Tucker, B.; Sayigh, A.A.R. *J. Org. Chem.* **1967**, *32*, 1360; *Tetrahedron Lett.* **1967**, 1731; Ostrogovich, G.; Kerek, F.; Buzás, A.; Doca, N. *Tetrahedron* **1969**, *25*, 1875.

²⁰⁷²Zhang, M.; Vedantham, P.; Flynn, D.L.; Hanson, P.R. *J. Org. Chem.* **2004**, *69*, 8340.

²⁰⁷³Douglas, D.E.; Burditt, A.M. *Can. J. Chem.* **1958**, *36*, 1256.

²⁰⁷⁴Barltrop, J.A.; Day, A.C.; Bigley, D.B. *J. Chem. Soc.* **1961**, 3185.

following mechanism was proposed:²⁰⁷³

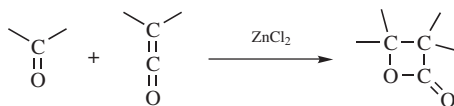


C. Carbon Adding to the Carbon.

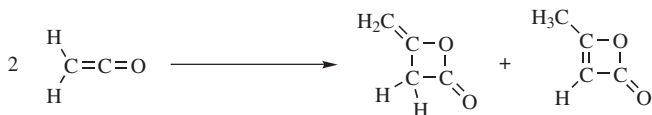
The reactions in this group are cycloadditions.

16-95 The Formation of β -Lactones and Oxetanes

(2+2)OC,CC-cyclo-[oxoethylene]-1/2/addition



Aldehydes, ketones, and quinones react with ketenes to give β -lactones,²⁰⁷⁵ diphenylketene being used most often.²⁰⁷⁶ The reaction is catalyzed by Lewis acids, and without them most ketenes do not give adducts because the adducts decompose at the high temperatures necessary when no catalyst is used. When ketene was added to chloral (Cl₃CCHO) in the presence of the chiral catalyst (+)-quinidine, one enantiomer of the β -lactone was produced with excellent enantioselectivity.²⁰⁷⁷ The use of a chiral aluminum catalyst also led to β -lactones with good syn selectivity and good enantioselectivity.²⁰⁷⁸ Other di- and trihalo aldehydes and ketones also give the reaction enantioselectively, with somewhat lower enantioselectivity.²⁰⁷⁹ Ketene adds to another molecule of itself:



This dimerization is so rapid that ketene does not form β -lactones with aldehydes or ketones, except at low temperatures. Other ketenes dimerize more slowly. In

²⁰⁷⁵See Nelson, S.G.; Wan, Z.; Peclen, Y.J.; Spencer, K.L. *Tetrahedron Lett.* **1999**, *40*, 6535; Cortez, G.S.; Tennyson, R.L.; Romo, D. *J. Am. Chem. Soc.* **2001**, *123*, 7945.

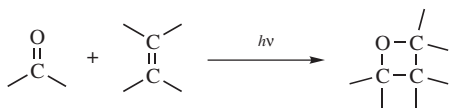
²⁰⁷⁶For reviews, see Muller, L.L.; Hamer, J. *1,2-Cycloaddition Reactions*, Wiley, NY, **1967**, pp. 139–168; Ulrich, H. *Cycloaddition Reactions of Heterocumulenes*; Academic Press, NY, **1967**, pp. 39–45, 64–74.

²⁰⁷⁷Wynberg, H.; Staring, E.G.J. *J. Am. Chem. Soc.* **1982**, *104*, 166; *J. Chem. Soc., Chem. Commun.* **1984**, 1181.

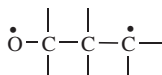
²⁰⁷⁸Nelson, S.G.; Zhu, C.; Shen, X. *J. Am. Chem. Soc.* **2004**, *126*, 14.

²⁰⁷⁹Wynberg, H.; Staring, E.G.J. *J. Org. Chem.* **1985**, *50*, 1977.

these cases, the major dimerization product is not the β -lactone, but a cyclobutane-dione (see **15-63**). However, the proportion of ketene that dimerizes to β -lactone can be increased by the addition of catalysts, such as triethylamine or triethyl phosphite.²⁰⁸⁰ Ketene acetals $R_2C=C(OR')_2$ add to aldehydes and ketones in the presence of $ZnCl_2$ to give the corresponding oxetanes.²⁰⁸¹



Ordinary aldehydes and ketones can add to alkenes, under the influence of *UV* light, to give oxetanes. Quinones also react to give spirocyclic oxetanes.²⁰⁸² This reaction, called the *Paterno-Büchi reaction*,²⁰⁸³ is similar to the photochemical dimerization of alkenes discussed at **15-63**. In general, the mechanism consists of the addition of an excited state of the carbonyl compound to the ground state of the alkene. Both singlet (S_1)²⁰⁸⁴ and n,π^* triplet²⁰⁸⁵ states have been shown to add to alkenes to give oxetanes. A diradical intermediate²⁰⁸⁶



has been detected by spectroscopic methods.²⁰⁸⁷ Yields in the *Paterno-Büchi reaction* are variable, ranging from very low to fairly high (90%). The reaction can be

²⁰⁸⁰Farnum, D.G.; Johnson, J.R.; Hess, R.E.; Marshall, T.B.; Webster, B. *J. Am. Chem. Soc.* **1965**, *87*, 5191; Elam, E.U. *J. Org. Chem.* **1967**, *32*, 215.

²⁰⁸¹Aben, R.W.; Hofstraat, R.; Scheeren, J.W. *Recl. Trav. Chim. Pays-Bas* **1981**, *100*, 355. For a discussion of oxetane cycloreversion, see Miranda, M.A.; Izquierdo, M.A.; Galindo, F. *Org. Lett.* **2001**, *3*, 1965.

²⁰⁸²Ciufolini, M.A.; Rivera-Fortin, M.A.; Byrne, N.E. *Tetrahedron Lett.* **1993**, *34*, 3505.

²⁰⁸³For reviews, see Ninomiya, I.; Naito, T. *Photochemical Synthesis*, Academic Press, NY, **1989**, pp. 138–152; Carless, H.A.J., in Coyle, J.D. *Photochemistry in Organic Synthesis*, Royal Society of Chemistry, London, **1986**, pp. 95–117; Carless, H.A.J., in Horspool, W.M. *Synthetic Organic Photochemistry*, Plenum, NY, **1984**, pp. 425–487; Jones II, M. *Org. Photochem.* **1981**, *5*, 1; Arnold, D.R. *Adv. PhotoChem.* **1968**, *6*, 301–423; Chapman, O.L.; Lenz, G. *Org. Photochem.* **1967**, *1*, 283, pp. 283–294; Muller, L.L.; Hamer, J. *1,2-Cycloaddition Reactions*, Wiley, NY, **1967**, pp. 111–139. Also see, Bosch, E.; Hubig, S.M.; Kochi, J.K. *J. Am. Chem. Soc.* **1998**, *120*, 386; Bach, T.; Jödicke, K.; Kather, K.; Frölich, R. *J. Am. Chem. Soc.* **1997**, *119*, 2437; Hu, S.; Neckers, D.C. *J. Org. Chem.* **1997**, *62*, 564.

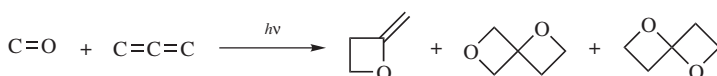
²⁰⁸⁴See, for example, Turro, N.J. *Pure Appl. Chem.* **1971**, *27*, 679; Yang, N.C.; Kimura, M.; Eisenhardt, W. *J. Am. Chem. Soc.* **1973**, *95*, 5058; Singer, L.A.; Davis, G.A.; Muralidharan, V.P. *J. Am. Chem. Soc.* **1969**, *91*, 897; Bartrop, J.A.; Carless, H.A.J. *J. Am. Chem. Soc.* **1972**, *94*, 1951, 8761.

²⁰⁸⁵Arnold, D.R.; Hinman, R.L.; Glick, A.H. *Tetrahedron Lett.* **1964**, 1425; Yang, N.C.; Nussim, M.; Jorgenson, M.J.; Murov, S. *Tetrahedron Lett.* **1964**, 3657.

²⁰⁸⁶For other evidence for these diradical intermediates, see references cited in Griesbeck, A.G.; Stadmüller, S. *J. Am. Chem. Soc.* **1990**, *112*, 1281. See also, Kutateladze, A.G. *J. Am. Chem. Soc.* **2001**, *123*, 9279.

²⁰⁸⁷Freilich, S.C.; Peters, K.S. *J. Am. Chem. Soc.* **1981**, *103*, 6255; **1985**, *107*, 3819. For a review, see Griesbeck, A.G.; Mauder, H.; Stadmüller, S. *Accts. Chem. Res.* **1994**, *27*, 70.

highly diastereoselective,²⁰⁸⁸ and allylic alcohols were shown to react with aldehydes to give an oxetane with syn selectivity.²⁰⁸⁹ There are several side reactions. When the reaction proceeds through a triplet state, it can in general be successful only when the alkene possesses a triplet energy comparable to, or higher than, the carbonyl compound; otherwise energy transfer from the excited carbonyl group to the ground-state alkene can take place (triplet-triplet photosensitization, see p. 340).²⁰⁹⁰ In most cases, quinones react normally with alkenes, giving oxetane products, but other α,β -unsaturated ketones usually give preferential cyclobutane formation (**15-63**). Aldehydes and ketones also add photochemically to allenes to give the corresponding alkylideneoxetanes and dioxaspiro compounds.²⁰⁹¹ Aldehydes add to silyl enol ethers.²⁰⁹² An intramolecular reaction of ketones was reported to give a bicyclic oxetane via photolysis on the solid state.²⁰⁹³



OS III, 508; V, 456. For the reverse reaction, see OS V, 679.

16-96 The Formation of β -Lactams

(2+2)NC,CC-cyclo-[oxoethylene]-1/2/addition



Ketenes add to imines to give β -lactams.²⁰⁹⁴ The reaction is generally carried out with ketenes of the form $\text{R}_2\text{C}=\text{C}=\text{O}$. It has not been successfully applied to

²⁰⁸⁸Bach, T.; Jödicke, K.; Wibbeling, B. *Tetrahedron* **1996**, *52*, 10861; Fleming, S.A.; Gao, J.J. *Tetrahedron Lett.* **1997**, *38*, 5407; Vasudevan, S.; Brock, C.P.; Watt, D.S.; Morita, H. *J. Org. Chem.* **1994**, *59*, 4677; Adam, W.; Stegmann, V.R.; Weinkötz, S. *J. Am. Chem. Soc.* **2001**, *123*, 2452; Adam, W.; Stegmann, V.R. *J. Am. Chem. Soc.* **2002**, *124*, 3600. For a discussion of the origins of regioselectivity, see Ciufolini, M.A.; Rivera-Fortin, M.A.; Zuzukin, V.; Whitmire, K.H. *J. Am. Chem. Soc.* **1994**, *116*, 1272.
²⁰⁸⁹Greisbeck, A.G.; Bondock, S. *J. Am. Chem. Soc.* **2001**, *123*, 6191. See also, Adam, W.; Stegmann, V.R. *Synthesis* **2001**, 1203.

²⁰⁹⁰For a spin-directed reaction, see Griesbeck, A.G.; Fiege, M.; Bondock, S.; Gudipati, M.S. *Org. Lett.* **2000**, *2*, 3623.

²⁰⁹¹Howell, A.R.; Fan, R.; Truong, A. *Tetrahedron Lett.* **1996**, *37*, 8651. For a review of the formation of heterocycles by cycloadditions of allenes, see Schuster, H.F.; Coppola, G.M. *Allenes in Organic Synthesis*, Wiley, NY, **1984**, pp. 317–326.

²⁰⁹²Abe, M.; Tachibana, K.; Fujimoto, K.; Nojima, M. *Synthesis* **2001**, 1243.

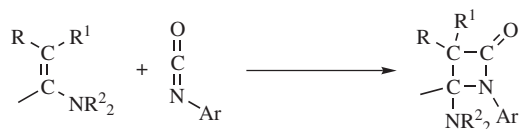
²⁰⁹³Kang, T.; Scheffer, J.R. *Org. Lett.* **2001**, *3*, 3361.

²⁰⁹⁴For a list of references, see Larock, R.C. *Comprehensive Organic Transformations*, 2nd ed., Wiley-VCH, NY, **1999**, pp. 1919–1921. For reviews of the formation of β -lactams, see Brown, M.J. *Heterocycles* **1989**, *29*, 2225; Isaacs, N.S. *Chem. Soc. Rev.* **1976**, *5*, 181; Mukerjee, A.K.; Srivastava, R.C. *Synthesis* **1973**, 327; Muller, L.L.; Hamer, J. *1,2-Cycloaddition Reactions*, Wiley, NY, **1967**, pp. 173–206; Ulrich, H. *Cycloaddition Reactions of Heterocumulenes*, Academic Press, NY, **1967**, pp. 75–83, 135–152; Anselme, J., in Patai, S. *The Chemistry of the Carbon–Nitrogen Double Bond*, Wiley, NY, **1970**, pp. 305–309. For a review of cycloaddition reactions of imines, see Sandhu, J.S.; Sain, B. *Heterocycles* **1987**, *26*, 777.

$\text{RCH}=\text{C}=\text{O}$, except when these are generated *in situ* by decomposition of a diazo ketone (the Wolff rearrangement, **18-8**) in the presence of the imine. It has been done with ketene, but the more usual course with this reagent is an addition to the enamine tautomer of the substrate. Thioketenes²⁰⁹⁵ ($\text{R}_2\text{C}=\text{C}=\text{S}$) give β -thio-lactams.²⁰⁹⁶ Imines also form β -lactams when treated with (1) zinc (or another metal²⁰⁹⁷) and an α -bromo ester (Reformatsky conditions, **16-28**),²⁰⁹⁸ or (2) the chromium carbene complexes $(\text{CO})_5\text{Cr}=\text{C}(\text{Me})\text{OMe}$.²⁰⁹⁹ The latter method has been used to prepare optically active β -lactams.²¹⁰⁰ Ketenes have also been added to certain hydrazones (e.g., $\text{PhCH}=\text{NNMe}_2$) to give *N*-amino β -lactams.²¹⁰¹ A polymer-bound pyridinium salt facilitates β -lactam formation from carboxylic acids and imines.²¹⁰²

N-Tosyl imines react with ketenes, Proton Sponge (p. 365) and a chiral amine to give the *N*-tosyl β -lactam with good enantioselectivity.²¹⁰³ A chiral ferrocenyl catalyst also gives good enantioselectivity,²¹⁰⁴ and chiral ammonium salts have been used as catalysts.²¹⁰⁵ A catalytic amount of benzoyl quinine gives β -lactams with good enantioselectivity.²¹⁰⁶ An intramolecular version of this ketene-imine reaction is known.²¹⁰⁷

Like the similar cycloaddition of ketenes to alkenes (**15-63**), most of these reactions probably take place by the diionic mechanism *c* (p. 1224).²¹⁰⁸ β -Lactams have also been prepared in the opposite manner: by the addition of enamines to isocyanates:²¹⁰⁹



²⁰⁹⁵For a review of thioketenes, see Schaumann, E. *Tetrahedron* **1988**, *44*, 1827.

²⁰⁹⁶Schaumann, E. *Chem. Ber.* **1976**, *109*, 906.

²⁰⁹⁷With In: Banik, B.K.; Ghatak, A.; Becker, F.F. *J. Chem. Soc., Perkin Trans. 1* **2000**, 2179.

²⁰⁹⁸For a review, see Hart, D.J.; Ha, D. *Chem. Rev.* **1989**, *89*, 1447.

²⁰⁹⁹Hegedus, L.S.; McGuire, M.A.; Schultze, L.M.; Yijun, C.; Anderson, O.P. *J. Am. Chem. Soc.* **1984**, *106*, 2680; Hegedus, L.S.; McGuire, M.A.; Schultze, L.M. *Org. Synth.* **65**, 140.

²¹⁰⁰Hegedus, L.S.; Imwinkelried, R.; Alarid-Sargent, M.; Dvorak, D.; Satoh, Y. *J. Am. Chem. Soc.* **1990**, *112*, 1109.

²¹⁰¹Sharma, S.D.; Pandhi, S.B. *J. Org. Chem.* **1990**, *55*, 2196.

²¹⁰²Donati, D.; Morelli, C.; Porcheddu, A.; Taddei, M. *J. Org. Chem.* **2004**, *69*, 9316.

²¹⁰³Taggi, A.E.; Hafez, A.M.; Wack, H.; Young, B.; Drury III, W.J.; Lectka, T. *J. Am. Chem. Soc.* **2000**, *122*, 7831.

²¹⁰⁴Hodous, B.L.; Fu, G.C. *J. Am. Chem. Soc.* **2002**, *124*, 1578.

²¹⁰⁵Taggi, A.E.; Hafez, A.M.; Wack, H.; Young, B.; Ferraris, D.; Lectka, T. *J. Am. Chem. Soc.* **2002**, *124*, 6626.

²¹⁰⁶Shah, M.H.; France, S.; Lectka, T. *Synlett* **2003**, 1937.

²¹⁰⁷Clark, A.J.; Battle, G.M.; Bridge, A. *Tetrahedron Lett.* **2001**, *42*, 4409.

²¹⁰⁸See Moore, H.W.; Hernandez Jr., L.; Chambers, R. *J. Am. Chem. Soc.* **1978**, *100*, 2245; Pacansky, J.; Chang, J.S.; Brown, D.W.; Schwarz, W. *J. Org. Chem.* **1982**, *47*, 2233; Brady, W.T.; Shieh, C.H. *J. Org. Chem.* **1983**, *48*, 2499.

²¹⁰⁹For example, see Perelman, M.; Mizsak, S.A. *J. Am. Chem. Soc.* **1962**, *84*, 4988; Opitz, G.; Koch, J. *Angew. Chem. Int. Ed.* **1963**, *2*, 152.

The reactive compound chlorosulfonyl isocyanate (ClSO₂NCO)²¹¹⁰ forms β-lactams even with unactivated alkenes,²¹¹¹ as well as with imines,²¹¹² allenes,²¹¹³ conjugated dienes,²¹¹⁴ and cyclopropenes.²¹¹⁵ With microwave irradiation, alkyl isocyanates also react.²¹¹⁶

α-Diazo ketones react with imines and microwave irradiation to give β-lactams.²¹¹⁷ Allylic phosphonate esters react with imines, in the presence of a palladium catalyst, to give β-lactams.²¹¹⁸ Alkynyl reagents, such as BuC≡CO–Li⁺, react with imines to form β-lactams.²¹¹⁹ Imines and benzylic halides react to give β-lactams in the presence of CO and a palladium catalyst.²¹²⁰ Conjugated amides react with NBS and 20% sodium acetate to give an α-bromo β-lactam.²¹²¹ A different approach to β-lactams heated aziridines with CO and a cobalt catalyst.²¹²² Aziridines also react with CO and a dendrimer catalyst to go a β-lactam.²¹²³

OS V, 673; VIII, 3, 216.

ADDITION TO ISOCYANIDES²¹²⁴

Addition to R–⁺N≡C[–] is not a matter of a species with an electron pair adding to one atom and a species without a pair adding to the other, as is addition to the other types of double and triple bonds in this chapter and Chapter 15. In these additions, the electrophile and the nucleophile *both add to the carbon*. No species

²¹¹⁰For reviews of this compound, see Kamal, A.; Sattur, P.B. *Heterocycles* **1987**, *26*, 1051; Szabo, W.A. *Aldrichimica Acta* **1977**, *10*, 23; Rasmussen, J.K.; Hassner, A. *Chem. Rev.* **1976**, *76*, 389; Graf, R. *Angew. Chem. Int. Ed.* **1968**, *7*, 172.

²¹¹¹Graf, R. *Liebigs Ann. Chem.* **1963**, *661*, 111; Bestian, H. *Pure Appl. Chem.* **1971**, *27*, 611. See also, Barrett, A.G.M.; Betts, M.J.; Fenwick, A. *J. Org. Chem.* **1985**, *50*, 169.

²¹¹²McAllister, M.A.; Tidwell, T.T. *J. Chem. Soc. Perkin Trans. 2* **1994**, 2239; Sordo, J.A.; González, J.; Sordo, T.L. *J. Am. Chem. Soc.* **1992**, *114*, 6249.

²¹¹³Moriconi, E.J.; Kelly, J.F. *J. Org. Chem.* **1968**, *33*, 3036. See also, Martin, J.C.; Carter, P.L.; Chitwood, J.L. *J. Org. Chem.* **1971**, *36*, 2225.

²¹¹⁴Moriconi, E.J.; Meyer, W.C. *J. Org. Chem.* **1971**, *36*, 2841; Malpass, J.R.; Tweddle, N.J. *J. Chem. Soc. Perkin Trans. 1* **1977**, 874.

²¹¹⁵Moriconi, E.J.; Kelly, J.F.; Salomone, R.A. *J. Org. Chem.* **1968**, *33*, 3448.

²¹¹⁶Taguchi, Y.; Tsuchiya, T.; Oishi, A.; Shibuya, I. *Bull. Chem. Soc. Jpn.* **1996**, *69*, 1667.

²¹¹⁷Linder, M.R.; Podlech, J. *Org. Lett.* **2001**, *3*, 1849.

²¹¹⁸Torii, S.; Okumoto, H.; Sadakane, M.; Hai, A.K.M.A.; Tanaka, H. *Tetrahedron Lett.* **1993**, *34*, 6553.

²¹¹⁹Shindo, M.; Oya, S.; Sato, Y.; Shishido, K. *Heterocycles* **1998**, *49*, 113.

²¹²⁰Cho, C.S.; Jiang, L.H.; Shim, S.C. *Synth. Commun.* **1999**, *29*, 2695.

²¹²¹Naskar, D.; Roy, S. *J. Chem. Soc., Perkin Trans. 1* **1999**, 2435.

²¹²²Davoli, P.; Forni, A.; Moretti, I.; Prati, F.; Torre, G. *Tetrahedron* **2001**, *57*, 1801; Davoli, P.; Prati, F. *Heterocycles* **2000**, *53*, 2379.

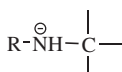
²¹²³Lu, S.-M.; Alper, H. *J. Org. Chem.* **2004**, *69*, 3558.

²¹²⁴For a monograph, see Ugi, I. *Isonitrile Chemistry*, Academic Press, NY, **1971**. For reviews, see Walborsky, H.M.; Periasamy, M.P., in Patai, S.; Rappoport, Z. *The Chemistry of Functional Groups, Supplement C*, pt. 2, Wiley, NY, **1983**, pp. 835–887; Hoffmann, P.; Marquarding, D.; Kliemann, H.; Ugi, I., in Rappoport, Z. *The Chemistry of the Cyano Group*, Wiley, NY, **1970**, pp. 853–883.

add to the

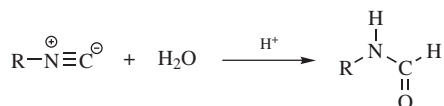


nitrogen, which, however, loses its positive charge by obtaining as an unshared pair one of the triple-bond pairs of electrons to give **120**. In most of the reactions considered below, **120** undergoes a further reaction, so the product is of the form.

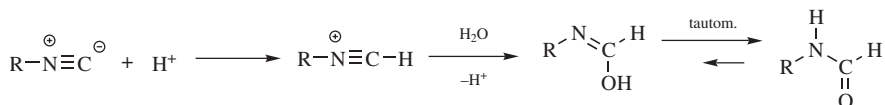


16-97 The Addition of Water to Isocyanides

1/N,2/C-Dihydro-2/C-oxo-biaddition



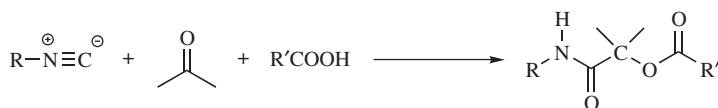
Formamides can be prepared by the acid-catalyzed addition of water to isocyanides. The mechanism is probably²¹²⁵



The reaction has also been carried out under alkaline conditions, with hydroxide in aqueous dioxane.²¹²⁶ The mechanism here involves nucleophilic attack by hydroxide at the carbon atom. An intramolecular addition of an alkyne (in an ortho alkyne phenyl isonitrile) to the carbon of an isonitrile occurred with heating in methanol to give quinoline derivatives.²¹²⁷

16-98 The Passerini and Ugi Reactions²¹²⁸

1/N-Hydro-2/C-(α -acyloxyalkyl),2/C-oxo-biaddition



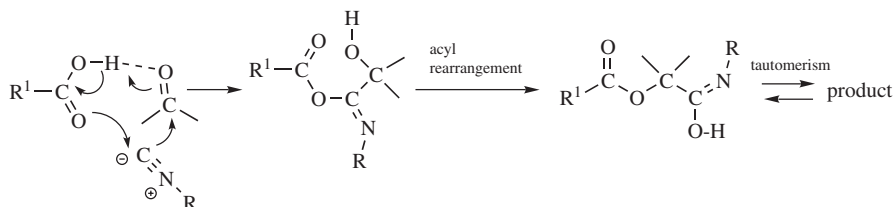
²¹²⁵Drenth, W. *Recl. Trav. Chim. Pays-Bas* **1962**, *81*, 319; Lim, Y.Y.; Stein, A.R. *Can. J. Chem.* **1971**, *49*, 2455.

²¹²⁶Cunningham, I.D.; Buist, G.J.; Arkle, S.R. *J. Chem. Soc. Perkin Trans. 2* **1991**, 589.

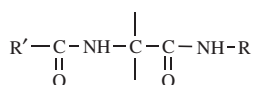
²¹²⁷Suginome, M.; Fukuda, T.; Ito, Y. *Org. Lett.* **1999**, *1*, 1977.

²¹²⁸For reviews, see Ugi, I. *Angew. Chem. Int. Ed.* **1982**, *21*, 810; Marquarding, D.; Gokel, G.W.; Hoffmann, P.; Ugi, I. in Ugi, I. *Isonitrile Chemistry*, Academic Press, NY, **1971**, pp. 133–143, Gokel, G.W.; Lüdke, G.; Ugi, I. in Ugi, I. Ref. 936, pp. 145–199, 252–254.

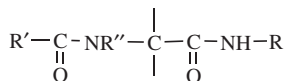
When an isocyanide is treated with a carboxylic acid and an aldehyde or ketone, an α -acyloxy amide is prepared. This is called the *Passerini reaction*. A SiCl_4 -mediated reaction in the presence of a chiral bis-phosphoramidate gives an α -hydroxy amide with good enantioselectivity.²¹²⁹ The following mechanism has been postulated for the basic reaction:²¹³⁰



If ammonia or an amine is also added to the mixture (in which case the reaction is known as the *Ugi reaction*, or the *Ugi four-component condensation*, abbreviated 4 CC), the product is the corresponding bis(amide)



(from NH_3) or



(from a primary amine R^2NH_2).

Repetitive Ugi reactions are known.²¹³¹ This product probably arises from a reaction between the carboxylic acid, the isocyanide, and the *imine* formed from the aldehyde or ketone and ammonia or the primary amine. The use of an *N*-protected amino acid²¹³² or peptide as the carboxylic acid component and/or the use of an isocyanide containing a *C*-protected carboxyl group allows the reaction to be used for peptide synthesis.²¹³³

²¹²⁹Denmark, S.E.; Fan, Y. *J. Am. Chem. Soc.* **2003**, *125*, 7825.

²¹³⁰For the effect of high pressure of sterically hindered reactions, see Jenner, G. *Tetrahedron Lett.* **2000**, *43*, 1235.


²¹³¹Constabel, F.; Ugi, I. *Tetrahedron* **2001**, *57*, 5785.

²¹³²See, for example, Godet, T.; Bovin, Y.; Vincent, G.; Merle, D.; Thozet, A.; Ciufolini, M.A. *Org. Lett.* **2004**, *6*, 3281.

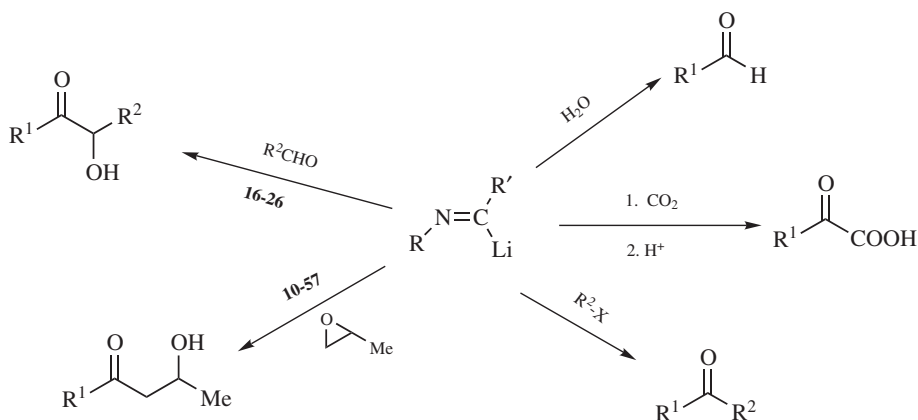
²¹³³For reviews, see Ugi, I., in Gross, E.; Meienhofer, J. *The Peptides*, Vol. 2, Academic Press, NY, **1980**, pp. 365–381, *Intra-Sci. Chem. Rep.* **1971**, *5*, 229; *Rec. Chem. Prog.* **1969**, *30*, 289; Gokel, G.W.; Hoffmann, P.; Kleimann, H.; Klusacek, H.; Lüdke, G.; Marquarding, D.; Ugi, I., in Ugi, I. *Isonitrile Chemistry*, Academic Press, NY, **1971**, pp. 201–215. See also, Kunz, H.; Pfrengle, W. *J. Am. Chem. Soc.* **1988**, *110*, 651.

16-99 The Formation of Metalated Aldimines

1/1/Lithio-alkyl-addition



Isocyanides that do not contain an α hydrogen react with alkyllithium compounds,²¹³⁴ as well as with Grignard reagents, to give lithium (or magnesium) aldimines.²¹³⁵ These metalated aldimines are versatile nucleophiles and react with various substrates as follows:



The reaction therefore constitutes a method for converting an organometallic compound $\text{R}'\text{M}$ to an aldehyde $\text{R}'\text{CHO}$ (see also, **12-33**), an α -keto acid,²¹³⁶ a ketone $\text{R}'\text{COR}$ (see also, **12-33**), an α -hydroxy ketone, or a β -hydroxy ketone. In each case, the $\text{C}=\text{N}$ bond is hydrolyzed to a $\text{C}=\text{O}$ bond (**16-2**).

²¹³⁴For a review of other metallation reactions of isocyanides, see Ito, Y.; Murakami, M. *Synlett* **1990**, 245.

²¹³⁵Niznik, G.E.; Morrison III, W.H.; Walborsky, H.M. *J. Org. Chem.* **1974**, *39*, 600; Marks, M.J.; Walborsky, H.M. *J. Org. Chem.* **1981**, *46*, 5405; **1982**, *47*, 52. See also, Walborsky, H.M.; Ronman, P. *J. Org. Chem.* **1978**, *43*, 731. For the formation of zinc aldimines, see Murakami, H.; Ito, H.; Ito, Y. *J. Org. Chem.* **1988**, *53*, 4158.

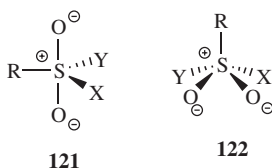
²¹³⁶For a review of the synthesis and properties of α -keto acids, see Cooper, A.J.L.; Ginos, J.Z.; Meister, A. *Chem. Rev.* **1983**, *83*, 321.

In a related reaction, isocyanides can be converted to aromatic aldimines by treatment with an iron complex followed by irradiation in benzene solution: $\text{RNC} + \text{C}_6\text{H}_6 \rightarrow \text{PhCH}=\text{NR}$.²¹³⁷

OS VI, 751.

NUCLEOPHILIC SUBSTITUTION AT A SULFONYL SULFUR ATOM²¹³⁸

Nucleophilic substitution at RSO_2X is similar to attack at RCOX . Many of the reactions are essentially the same, though sulfonyl halides are less reactive than halides of carboxylic acids.²¹³⁹ The mechanisms²¹⁴⁰ are not identical, because a "tetrahedral" intermediate in this case (**121**) would have five groups on the central atom. This is possible since sulfur can accommodate up to 12 electrons in its valence shell, but it seems more likely that these mechanisms more closely resemble the $\text{S}_{\text{N}}2$ mechanism, with a trigonal-bipyramidal transition state (**122**). There are two major experimental results leading to this conclusion.



1. The stereospecificity of this reaction is more difficult to determine than that of nucleophilic substitution at a saturated carbon, where chiral compounds are relatively easy to prepare, but it may be recalled (p. 142) that optical activity is possible in a compound of the form RSO_2X if one oxygen is ^{16}O and the other ^{18}O . When a sulfonate ester possessing this type of chirality was converted to a sulfone with a Grignard reagent (**16-105**), inversion of configuration was found.²¹⁴¹ This is not incompatible with an intermediate such as **121** but it is also in good accord with an $\text{S}_{\text{N}}2$ -like mechanism with backside attack.

²¹³⁷Jones, W.D.; Foster, G.P.; Putinas, J.M. *J. Am. Chem. Soc.* **1987**, *109*, 5047.

²¹³⁸For a review of mechanisms of nucleophilic substitutions at di-, tri-, and tetracoordinated sulfur atoms, see Ciuffarin, E.; Fava, A. *Prog. Phys. Org. Chem.* **1968**, *6*, 81.

²¹³⁹For a comparative reactivity study, see Hirata, R.; Kiyari, N.Z.; Miller, J. *Bull. Soc. Chim. Fr.* **1988**, 694.

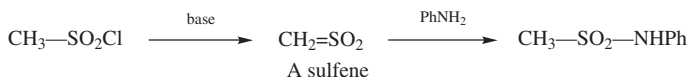
²¹⁴⁰For a review of mechanisms of nucleophilic substitution at a sulfonyl sulfur, see Gordon, I.M.; Maskill, H.; Ruasse, M. *Chem. Soc. Rev.* **1989**, *18*, 123.

²¹⁴¹Sabol, M.A.; Andersen, K.K. *J. Am. Chem. Soc.* **1969**, *91*, 3603. See also, Jones, M.R.; Cram, D.J. *J. Am. Chem. Soc.* **1974**, *96*, 2183.

2. More direct evidence against **121** (though still not conclusive) was found in an experiment involving acidic and basic hydrolysis of aryl arenesulfonates, where it has been shown by the use of ^{18}O that an intermediate like **121** is not reversibly formed, since ester recovered when the reaction was stopped before completion contained no ^{18}O when the hydrolysis was carried out in the presence of labeled water.²¹⁴²

Other evidence favoring the $\text{S}_{\text{N}}2$ -like mechanism comes from kinetics and substituent effects.²¹⁴³ However, evidence for the mechanism involving **121** is that the rates did not change much with changes in the leaving group²¹⁴⁴ and the ρ values were large, indicating that a negative charge builds up in the transition state.²¹⁴⁵

In certain cases in which the substrate carries an α hydrogen, there is strong evidence²¹⁴⁶ that at least some of the reaction takes place by an elimination-addition mechanism (E1cB, similar to the one shown on p. 1406), going through a *sulfene* intermediate,²¹⁴⁷ for example, the reaction between methanesulfonyl chloride and aniline.



²¹⁴²Christman, D.R.; Oae, S. *Chem. Ind. (London)* **1959**, 1251; Oae, S.; Fukumoto, T.; Kiritani, R. *Bull. Chem. Soc. Jpn.* **1963**, *36*, 346; Kaiser, E.T.; Zaborsky, O.R. *J. Am. Chem. Soc.* **1968**, *90*, 4626.

²¹⁴³See, for example, Robertson, R.E.; Rossall, B. *Can. J. Chem.* **1971**, *49*, 1441; Rogne, O. *J. Chem. Soc. B* **1971**, 1855; *J. Chem. Soc. Perkin Trans. 2* **1972**, 489; Gnedin, B.G.; Ivanov, S.N.; Spryskov, A.A. *J. Org. Chem. USSR* **1976**, *12*, 1894; Banjoko, O.; Okwuiwe, R. *J. Org. Chem.* **1980**, *45*, 4966; Ballistreri, F.P.; Cantone, A.; Maccarone, E.; Tomaselli, G.A.; Tripolone, M. *J. Chem. Soc. Perkin Trans. 2* **1981**, 438; Suttle, N.A.; Williams, A. *J. Chem. Soc. Perkin Trans. 2* **1983**, 1563; D’Rozario, P.; Smyth, R.L.; Williams, A. *J. Am. Chem. Soc.* **1984**, *106*, 5027; Lee, I.; Kang, H.K.; Lee, H.W. *J. Am. Chem. Soc.* **1987**, *109*, 7472; Arcoria, A.; Ballistreri, F.P.; Spina, E.; Tomaselli, G.A.; Maccarone, E. *J. Chem. Soc. Perkin Trans. 2* **1988**, 1793; Gnedin, B.G.; Ivanov, S.N.; Shchukina, M.V. *J. Org. Chem. USSR* **1988**, *24*, 731.

²¹⁴⁴Ciuffarin, E.; Senatore, L.; Isola, M. *J. Chem. Soc. Perkin Trans. 2* **1972**, 468.

²¹⁴⁵Ciuffarin, E.; Senatore, L. *Tetrahedron Lett.* **1974**, 1635.

²¹⁴⁶For a review, see Opitz, G. *Angew. Chem. Int. Ed.* **1967**, *6*, 107. See also, King, J.F.; Lee, T.W.S. *J. Am. Chem. Soc.* **1969**, *91*, 6524; Skrypnik, Yu.G.; Bezrodnyi, V.P. *Doklad. Chem.* **1982**, *266*, 341; Farnig, L.O.; Kice, J.L. *J. Am. Chem. Soc.* **1981**, *103*, 1137; Thea, S.; Guanti, G.; Hopkins, A.; Williams, A. *J. Am. Chem. Soc.* **1982**, *104*, 1128, *J. Org. Chem.* **1985**, *50*, 5592; Bezrodnyi, V.P.; Skrypnik, Yu.G. *J. Org. Chem. USSR* **1984**, *20*, 1660, 2349; King, J.F.; Skonieczny, S. *Tetrahedron Lett.* **1987**, *28*, 5001; Pregel, M.J.; Buncel, E. *J. Chem. Soc. Perkin Trans. 2* **1991**, 307.

²¹⁴⁷For reviews of sulfenes, see King, J.F. *Acc. Chem. Res.* **1975**, *8*, 10; Nagai, T.; Tokura, N. *Int. J. Sulfur Chem. Part B* **1972**, 207; Truce, W.E.; Liu, L.K. *Mech. React. Sulfur Compd.* **1969**, *4*, 145; Opitz, G. *Angew. Chem. Int. Ed.* **1967**, *6*, 107; Wallace, T.J. *Q. Rev. Chem. Soc.* **1966**, *20*, 67.

In the special case of nucleophilic substitution at a sulfonic ester $\text{RSO}_2\text{OR}'$, where R' is alkyl, $\text{R}'\text{-O}$ cleavage is much more likely than S-O cleavage because the OSO_2R group is such a good leaving group (p. 497).²¹⁴⁸ Many of these reactions have been considered previously (e.g., **10-4**, **10-10**), because they are nucleophilic substitutions at an alkyl carbon atom and not at a sulfur atom. However, when R' is aryl, then the S-O bond is much more likely to cleave because of the very low tendency aryl substrates have for nucleophilic substitution.²¹⁴⁹

The order of nucleophilicity toward a sulfonyl sulfur has been reported as $\text{OH}^- > \text{RNH}_2 > \text{N}_3^- > \text{F}^- > \text{AcO}^- > \text{Cl}^- > \text{H}_2\text{O} > \text{I}^-$.²¹⁵⁰ This order is similar to that at a carbonyl carbon (p. \$\$\$). Both of these substrates can be regarded as relatively hard acids, compared to a saturated carbon which is considerably softer and which has a different order of nucleophilicity (p. 494).

16-100 Attack by OH: Hydrolysis of Sulfonic Acid Derivatives

S-Hydroxy-de-chlorination, etc.



Sulfonyl chlorides as well as esters and amides of sulfonic acids can be hydrolyzed to the corresponding acids. Sulfonyl chlorides can be hydrolyzed with water or with an alcohol in the absence of acid or base. Basic catalysis is also used, though of course the salt is the product obtained. Esters are readily hydrolyzed, many with water or dilute alkali. This is the same reaction as **10-4**, and usually involves $\text{R}'\text{-O}$ cleavage, except when R' is aryl. However, in some cases retention of configuration has been shown at alkyl R' , indicating S-O cleavage in these cases.²¹⁵¹ Sulfonamides are generally *not* hydrolyzed by alkaline treatment, not even with hot concentrated alkali. Acids, however, do hydrolyze sulfonamides, but less readily than they do sulfonyl halides or sulfonic esters. Of course, ammonia or the amine appears as the salt. However, sulfonamides can be hydrolyzed with base if the solvent is HMPA.²¹⁵²

Magnesium in methanol has been used to convert sulfonate esters to the parent alcohol.²¹⁵³ Likewise, $\text{CeCl}_3 \cdot 7\text{H}_2\text{O} - \text{NaI}$ in acetonitrile converted aryl tosylates to the parent phenol derivative.²¹⁵⁴

²¹⁴⁸A number of sulfonates in which R contains a branching, for example, $\text{Ph}_2\text{C}(\text{CF}_3)\text{SO}_2\text{OR}'$, can be used to ensure that there will be no S-O cleavage: Netscher, T.; Prinzbach, H. *Synthesis* **1987**, 683.

²¹⁴⁹See Tagaki, W.; Kurusu, T.; Oae, S. *Bull. Chem. Soc. Jpn.* **1969**, *42*, 2894.

²¹⁵⁰Kice, J.L.; Kasperek, G.J.; Patterson, D. *J. Am. Chem. Soc.* **1969**, *91*, 5516; Rogne, O. *J. Chem. Soc. B* **1970**, 1056; Kice, J.L.; Legan, E. *J. Am. Chem. Soc.* **1973**, *95*, 3912.

²¹⁵¹Chang, F.C. *Tetrahedron Lett.* **1964**, 305.

²¹⁵²Cuvigny, T.; Larchevêque, M. *J. Organomet. Chem.* **1974**, *64*, 315.

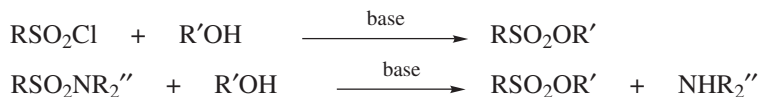
²¹⁵³Sridhar, M.; Kumar, B.A.; Narendar, R. *Tetrahedron Lett.* **1998**, *39*, 2847.

²¹⁵⁴Reddy, G.S.; Mohan, G.H.; Iyengar, D.S. *Synth. Commun.* **2000**, *30*, 3829.

OS I, 14; II, 471; III, 262; IV, 34; V, 406; VI, 652, 727. Also see, OS V, 673; VI, 1016.

16-101 Attack by OR. Formation of Sulfonic Esters

S-Alkoxy-de-chlorination, and so on



Sulfonic esters are most frequently prepared by treatment of the corresponding sulfonyl halides with alcohols in the presence of a base. This procedure is the most common method for the conversion of alcohols to tosylates, brosylates, and similar sulfonic esters. Both R and R' may be alkyl or aryl. The base is often pyridine, which functions as a nucleophilic catalyst,²¹⁵⁵ as in the similar alcoholysis of carboxylic acyl halides (**16-61**). Propylenediamines have also been used to facilitate tosylation of an alcohol.²¹⁵⁶ Silver oxide has been used, in conjunction with KI.²¹⁵⁷ Primary alcohols react the most rapidly, and it is often possible to sulfonate selectively a primary OH group in a molecule that also contains secondary or tertiary OH groups. The reaction with sulfonamides has been much less frequently used and is limited to *N,N*-disubstituted sulfonamides; that is, R— may not be hydrogen. However, within these limits it is a useful reaction. The nucleophile in this case is actually RO⁻. However, R' may be hydrogen (as well as alkyl) if the nucleophile is a phenol, so that the product is RSO₂OAr. Acidic catalysts are used in this case.²¹⁵⁸ Sulfonic acids have been converted directly to sulfonates by treatment with triethyl or trimethyl orthoformate, HC(OR)₃, without catalyst or solvent,²¹⁵⁹ and with a trialkyl phosphite, P(OR)₃.²¹⁶⁰

Mono-tosylation of a 1,2-diol was achieved using tosyl chloride and triethylamine, with a tin oxide catalyst.²¹⁶¹

OS I, 145; III, 366; IV, 753; VI, 56, 482, 587, 652; VII, 117; **66**, 1; **68**, 188. Also see, OS IV, 529; VI, 324, 757; VII, 495; VIII, 568.

²¹⁵⁵Rogne, O. *J. Chem. Soc. B* **1971**, 1334. See also, Litvinenko, M.; Shatskaya, V.A.; Savelova, V.A. *Doklad. Chem.* **1982**, 265, 199.

²¹⁵⁶Yoshida, Y.; Shimonishi, K.; Sakakura, Y.; Okada, S.; Aso, N.; Tanabe, Y. *Synthesis* **1999**, 1633.


²¹⁵⁷Bouzide, A.; LeBerre, N.; Sauv e, G. *Tetrahedron Lett.* **2001**, 42, 8781.

²¹⁵⁸Klamann, D.; Fabienke, E. *Chem. Ber.* **1960**, 93, 252.

²¹⁵⁹Padmapriya, A.A.; Just, G.; Lewis, N.G. *Synth. Commun.* **1985**, 15, 1057.

²¹⁶⁰Karaman, R.; Leader, H.; Goldblum, A.; Breuer, E. *Chem. Ind. (London)* **1987**, 857.

²¹⁶¹Martinelli, M.J.; Vaidyanathan, R.; Khau, V.V. *Tetrahedron Lett.* **2000**, 41, 3773; Bucher, B.; Curran, D.P. *Tetrahedron Lett.* **2000**, 41, 9617.

16-102 Attack by Nitrogen: Formation of Sulfonamides**S-Amino-de-chlorination**

The treatment of sulfonyl chlorides with ammonia or amines is the usual way of preparing sulfonamides. Primary amines give *N*-alkyl sulfonamides, and secondary amines give *N,N*-dialkyl sulfonamides. The reaction is the basis of the *Hinsberg test* for distinguishing between primary, secondary, and tertiary amines. *N*-Alkyl sulfonamides, having an acidic hydrogen, are soluble in alkali, while *N,N*-dialkyl sulfonamides are not. Since tertiary amines are usually recovered unchanged, primary, secondary, and tertiary amines can be told apart. However, the test is limited for at least two reasons.²¹⁶² (1) Many *N*-alkyl sulfonamides in which the alkyl group has six or more carbons are insoluble in alkali, despite their acidic hydrogen,²¹⁶³ so that a primary amine may appear to be a secondary amine. (2) If the reaction conditions are not carefully controlled, tertiary amines may not be recovered unchanged.²¹⁶⁰

A primary or a secondary amine can be protected by reaction with phenacetyl sulfonyl chloride, (PhCOCH₂SO₂Cl), to give a sulfonamide, RNHSO₂CH₂COPh or R₂NSO₂CH₂COPh.²¹⁶⁴ The protecting group can be removed when desired with zinc and acetic acid. Sulfonyl chlorides react with azide ion to give sulfonyl azides (RSO₂N₃).²¹⁶⁵ Chlorothioformates, ROC(=S)Cl, react with triethylamine to give the *N,N*-diethylthioamide.²¹⁶⁶

A quite different synthesis of sulfonamides treated allyltributyltin with PhI=NTs, in the presence of copper (II) triflate.²¹⁶⁷ another alternative method treats silyl enol ethers with sulfur dioxide, and subsequent and reaction with a secondary amine gave the β-sulfonamido ester.²¹⁶⁸

OS IV, 34, 943; V, 39, 179, 1055; VI, 78, 652; VII, 501; VIII, 104. See also, OS VI, 788.

16-103 Attack by Halogen: Formation of Sulfonyl Halides**S-Halo-de-hydroxylation**

²¹⁶²For directions for performing and interpreting the Hinsberg test, see Gambill, C.R.; Roberts, T.D.; Shechter, H. *J. Chem. Educ.* **1972**, *49*, 287.

²¹⁶³Fanta, P.E.; Wang, C.S. *J. Chem. Educ.* **1964**, *41*, 280.

²¹⁶⁴Hendrickson, J.B.; Bergeron R. *Tetrahedron Lett.* **1970**, 345.

²¹⁶⁵For an example, see Regitz, M.; Hocker, J.; Liedhegener, A. *Org. Synth.* **V**, 179.

²¹⁶⁶Milan, D.S.; Prager, R.H. *Aust. J. Chem.* **1999**, *52*, 841.

²¹⁶⁷Kim, D.Y.; Kim, H.S.; Choi, Y.J.; Mang, J.Y.; Lee, K. *Synth. Commun.* **2001**, *31*, 2463.

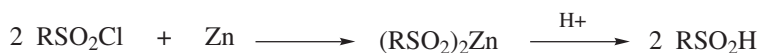
²¹⁶⁸Bouchez, L.C.; Dubbaka, S.R.; Urks, M.; Vogel, P. *J. Org. Chem.* **2004**, *69*, 6413.

This reaction, parallel with **16-79**, is the standard method for the preparation of sulfonyl halides. Also used are PCl_3 and SOCl_2 , and sulfonic acid salts can also serve as substrates. Cyanuric acid (2,4,6-trichloro[1,3,5]triazene) also serves as a chlorinating agent.²¹⁶⁹ Sulfonyl bromides and iodides have been prepared from sulfonyl hydrazides ($\text{ArSO}_2\text{NHNH}_2$, themselves prepared by **16-102**) by treatment with bromine or iodine.²¹⁷⁰ Sulfonyl fluorides are generally prepared from the chlorides, by halogen exchange.²¹⁷¹

OS I, 84; IV, 571, 693, 846, 937; V, 196. See also, OS VII, 495.

16-104 Attack by Hydrogen: Reduction of Sulfonyl Chlorides

S-Hydro-de-chlorination or S-Dechlorination




Sulfinic acids can be prepared by reduction of sulfonyl chlorides. Though mostly done on aromatic sulfonyl chlorides, the reaction has also been applied to alkyl compounds. Besides zinc, sodium sulfite, hydrazine, sodium sulfide, and other reducing agents have been used. For reduction of sulfonyl chlorides to thiols, see **19-78**.

OS I, 7, 492; IV, 674.

16-105 Attack by Carbon: Preparation of Sulfones

S-Aryl-de-chlorination



Grignard reagents convert aromatic sulfonyl chlorides or aromatic sulfonates to sulfones. Organolithium reagents react with sulfonyl fluorides at -78°C to give the corresponding sulfone.²¹⁷² Aromatic sulfonates have also been converted to sulfones with organolithium compounds,²¹⁷³ with aryltin compounds,²¹⁷⁴ and with alkyl halides and Zn metal.²¹⁷⁵ Vinylic and allylic sulfones have been prepared by treatment of sulfonyl chlorides with a vinylic or allylic stannane and a palladium complex catalyst.²¹⁷⁶ Alkynyl sulfones can be prepared by treatment of sulfonyl chlorides with trimethylsilylalkynes, with an AlCl_3 catalyst.²¹⁷⁷ Note that

²¹⁶⁹Blotny, G. *Tetrahedron Lett.* **2003**, 44, 1499.

²¹⁷⁰Poshkus, A.C.; Herweh, J.E.; Magnotta, F.A. *J. Org. Chem.* **1963**, 28, 2766; Litvinenko, L.M.; Dadali, V.A.; Savelova, V.A.; Krichevtsova, T.I. *J. Gen. Chem. USSR* **1964**, 34, 3780.

²¹⁷¹See Bianchi, T.A.; Cate, L.A. *J. Org. Chem.* **1977**, 42, 2031, and references cited therein.

²¹⁷²Frye, L.L.; Sullivan, E.L.; Cusack, K.P.; Funaro, J.M. *J. Org. Chem.* **1992**, 57, 697.

²¹⁷³Baarschers, W.H. *Can. J. Chem.* **1976**, 54, 3056.

²¹⁷⁴Neumann, W.P.; Wicenc, C. *Chem. Ber.* **1993**, 126, 763.

²¹⁷⁵Sun, X.; Wang, L.; Zhang, Y. *Synth. Commun.* **1998**, 28, 1785.

²¹⁷⁶Labadie, S.S. *J. Org. Chem.* **1989**, 54, 2496.

²¹⁷⁷See Waykole, L.; Paquette, L.A. *Org. Synth.* **67**, 149.

trifluoromethylsulfones were converted to methyl sulfones by reaction with methylmagnesium bromide.²¹⁷⁸

Arylboronic acids (p. 815) react with sulfonyl chlorides in the presence of PdCl₂ to give the corresponding sulfone.²¹⁷⁹ Arylboronic acids also react with sulfinate anions (RSO₂Na) in the presence of Cu(OAc)₂ to give the sulfone.²¹⁸⁰

OS VIII, 281.

²¹⁷⁸Steensma, R.W.; Galabi, S.; Tagat, J.R.; McCombie, S.W. *Tetrahedron Lett.* **2001**, *42*, 2281.

²¹⁷⁹Bandgar, B.P.; Bettigeri, S.V.; Phopase, J. *Org. Lett.* **2004**, *6*, 2105.

²¹⁸⁰Beaulieu, C.; Guay, D.; Wang, Z.; Evans, D.A. *Tetrahedron Lett.* **2004**, *45*, 3233.

Eliminations

When two groups are lost from adjacent atoms so that a new double¹



(or triple) bond is formed the reaction is called β -*elimination*; one atom is the α , the other the β atom. In an α elimination, both groups are lost from the same atom to give a carbene (or a nitrene):



In a γ elimination, a three-membered ring is formed:



Some of these processes were discussed in Chapter 10. Another type of elimination involves the expulsion of a fragment from within a chain or ring ($\text{X-Y-Z} \rightarrow \text{X-Z} + \text{Y}$). Such reactions are called *extrusion reactions*. This chapter discusses β -elimination and (beginning on p. 1553) extrusion reactions; however, β -elimination in which both X and W are hydrogens are oxidation reactions and are treated in Chapter 19.

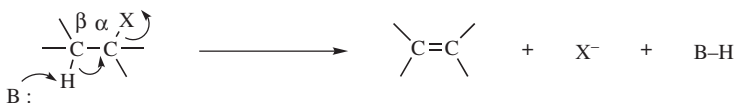
¹See Williams, J.M.J. *Preparation of Alkenes, A Practical Approach*, Oxford University Press, Oxford, 1996.

MECHANISMS AND ORIENTATION

β -Elimination reactions may be divided into two types; one type taking place largely in solution, the other (pyrolytic eliminations) mostly in the gas phase. In the reactions in solution, one group leaves with its electrons and the other without, the latter most often being hydrogen. In these cases, we refer to the former as the leaving group or nucleofuge. For pyrolytic eliminations, there are two principal mechanisms, one pericyclic and the other a free-radical pathway. A few photochemical eliminations are also known (the most important is Norrish type II cleavage of ketones, p. 344), but these are not generally of synthetic importance² and will not be discussed further. In most β -eliminations the new bonds are $C=C$ or $C\equiv C$; our discussion of mechanisms is largely confined to these cases.³ Mechanisms in solution (E_2 , E_1)⁴ and E_1cB are discussed first.

The E_2 Mechanism

In the E_2 mechanism (elimination, bimolecular), the two groups depart simultaneously, with the proton being pulled off by a base:



The mechanism thus takes place in one step and kinetically is second order: first order in substrate and first order in base. An *ab initio* study has produced a model for the E_2 transition state geometry.⁵ The IUPAC designation is $A_{xH}D_{HD_N}$, or more generally (to include cases where the electrofuge is not hydrogen), $A_nD_{ED_N}$. It is analogous to the S_N2 mechanism (p. 426) and often competes with it. With respect

²For synthetically useful examples of Norrish type II cleavage, see Neckers, D.C.; Kellogg, R.M.; Prins, W.L.; Schoustra, B. *J. Org. Chem.* **1971**, *36*, 1838.

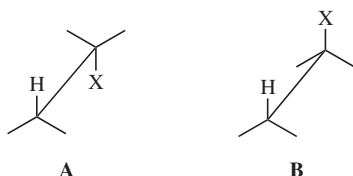
³For a monograph on elimination mechanisms, see Saunders, Jr., W.H.; Cockerill, A.F. *Mechanisms of Elimination Reactions*, Wiley, NY, **1973**. For reviews, see Gandler, J.R., in Patai, S. *Supplement A: The Chemistry of Double-Bonded Functional Groups*, Vol. 2, pt. 1, Wiley, NY, **1989**, pp. 733–797; Aleskerov, M.A.; Yufit, S.S.; Kucherov, V.F. *Russ. Chem. Rev.* **1978**, *47*, 134; Cockerill, A.F.; Harrison, R.G., in Patai, S. *The Chemistry of Functional Groups, Supplement A* pt. 1, Wiley, NY, **1977**, pp. 153–221; Willi, A.V. *Chimia*, **1977**, *31*, 93; More O'Ferrall, R.A., in Patai, S. *The Chemistry of the Carbon-Halogen Bond*, pt. 2, Wiley, NY, **1973**, pp. 609–675; Cockerill, A.F., in Bamford, C.H.; Tipper, C.F.H. *Comprehensive Chemical Kinetics*, Vol. 9, Elsevier, NY, **1973**, pp. 163–372; Saunders, Jr., W.H. *Acc. Chem. Res.* **1976**, *9*, 19; Stirling, C.J.M. *Essays Chem.* **1973**, *5*, 123; Bordwell, F.G. *Acc. Chem. Res.* **1972**, *5*, 374; Fry, A. *Chem. Soc. Rev.* **1972**, *1*, 163; LeBel, N.A. *Adv. Alicyclic Chem.* **1971**, *3*, 195; Bunnett, J.F. *Surv. Prog. Chem.* **1969**, *5*, 53; in Patai, S. *The Chemistry of Alkenes*, Vol. 1, Wiley, NY, **1964**, the articles by Saunders, Jr., W.H. pp. 149–201 (eliminations in solution); and by Maccoll, A. pp. 203–240 (pyrolytic eliminations); Köbrich, G. *Angew. Chem. Int. Ed.* **1965**, *4*, 49, pp. 59–63 (for the formation of triple bonds).

⁴Thibblin, A. *Chem. Soc. Rev.* **1993**, *22*, 427.

⁵Schröder, S.; Jensen, F. *J. Org. Chem.* **1997**, *62*, 253.

to the substrate, the difference between the two pathways is whether the species with the unshared pair attacks the carbon (and thus acts as a nucleophile) or the hydrogen (and thus acts as a base). As in the case of the S_N2 mechanism, the leaving group may be positive or neutral and the base may be negatively charged or neutral.

Among the evidence for the existence of the E2 mechanism are (1) the reaction displays the proper second-order kinetics; (2) when the hydrogen is replaced by deuterium in second-order eliminations, there is an isotope effect of from 3 to 8, consistent with breaking of this bond in the rate-determining step.⁶ However, neither of these results alone could prove an E2 mechanism, since both are compatible with other mechanisms also (e.g., see E1cB p. 1488). The most compelling evidence for the E2 mechanism is found in stereochemical studies.⁷ As will be illustrated in the examples below, the E2 mechanism is stereospecific: The five atoms involved (including the base) in the transition state must be in one plane. There are two ways for this to happen. The H and X may be



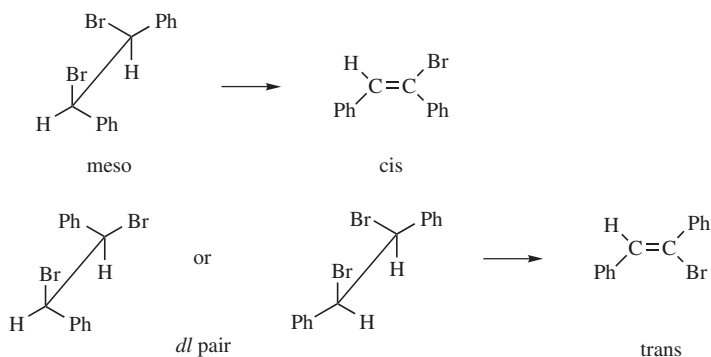
trans to one another (**A**) with a dihedral angle of 180° , or they may be cis (**B**) with a dihedral angle of 0° .⁸ Conformation **A** is called *anti-periplanar*, and this type of elimination, in which H and X depart in opposite directions, is called *anti-elimination*. Conformation **B** is *syn-periplanar*, and this type of elimination, with H and X leaving in the same direction, is called *syn-elimination*. Many examples of both kinds have been discovered. In the absence of special effects (discussed below) anti-elimination is usually greatly favored over syn-elimination, probably because **A** is a staggered conformation (p. 199) and the molecule requires less energy to reach this transition state than it does to reach the eclipsed transition state **B**. A few of the many known examples of predominant or exclusive anti-elimination follow.

⁶See, for example, Saunders, Jr., W.H.; Edison, D.H. *J. Am. Chem. Soc.* **1960**, *82*, 138; Shiner, Jr., V.J.; Smith, M.L. *J. Am. Chem. Soc.* **1958**, *80*, 4095; **1961**, *83*, 593. For a review of isotope effects in elimination reactions, see Fry, A. *Chem. Soc. Rev.* **1972**, *1*, 163.

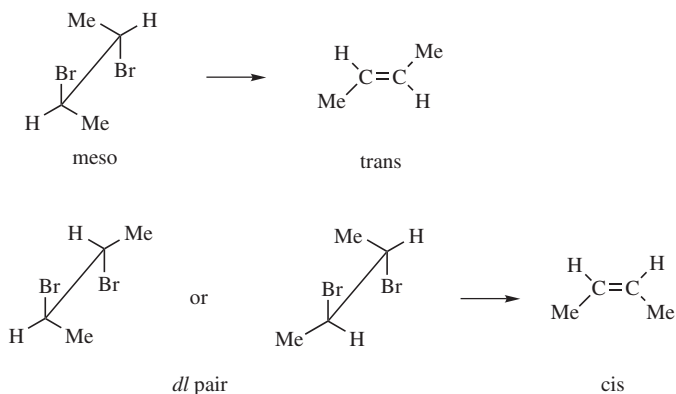
⁷For reviews, see Bartsch, R.A.; Závada, J. *Chem. Rev.* **1980**, *80*, 453; Coke, J.L. *Sel. Org. Transform.* **1972**, *2*, 269; Sicher, J. *Angew. Chem. Int. Ed.* **1972**, *11*, 200; *Pure Appl. Chem.* **1971**, *25*, 655; Saunders, Jr., W.H.; Cockerill, A.F. *Mechanisms of Elimination Reactions*, Wiley, NY, **1973**, pp. 105–163; Cockerill, A.F., in Bamford, C.H.; Tipper, C.F.H. *Comprehensive Chemical Kinetics*, Vol. 9, Elsevier, NY, **1973**, pp. 217–235; More O'Ferrall, R.A., in Patai, S. *The Chemistry of the Carbon–Halogen Bond*, pt. 2, Wiley, NY, **1973**, pp. 630–640.

⁸DePuy, C.H.; Morris, G.F.; Smith, J.S.; Smat, R.J. *J. Am. Chem. Soc.* **1965**, *87*, 2421.

1. Elimination of HBr from *meso*-1,2-dibromo-1,2-diphenylethane gave *cis*-2-bromostilbene, while the (+) or (-) isomer gave the *trans* alkene. This stereospecific result, which



was obtained in 1904,⁹ demonstrates that in this case elimination is anti. Many similar examples have been discovered since. Obviously, this type of experiment need not be restricted to compounds that have a *meso* form. Anti-elimination requires that an erythro *dl* pair (or either isomer) give the *cis* alkene, and the threo *dl* pair (or either isomer) give the *trans* isomer, and this has been found many times. Anti-elimination has also been demonstrated in cases where the electrofuge is not hydrogen. In the reaction of 2,3-dibromobutane with iodide ion, the two bromines are removed (**17-22**). In this case, the *meso* compound gave the *trans* alkene and the *dl* pair the *cis*.¹⁰

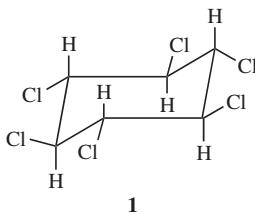


2. In open-chain compounds, the molecule can usually adopt that conformation in which H and X are anti-periplanar. However, in cyclic systems this is not always the case. There are nine stereoisomers of 1,2,3,4,5,6-hexachlorocyclohexane: seven *meso* forms and a *dl* pair (see p. 165). Four of the *meso* compounds and the *dl* pair (all that were then known) were subjected to

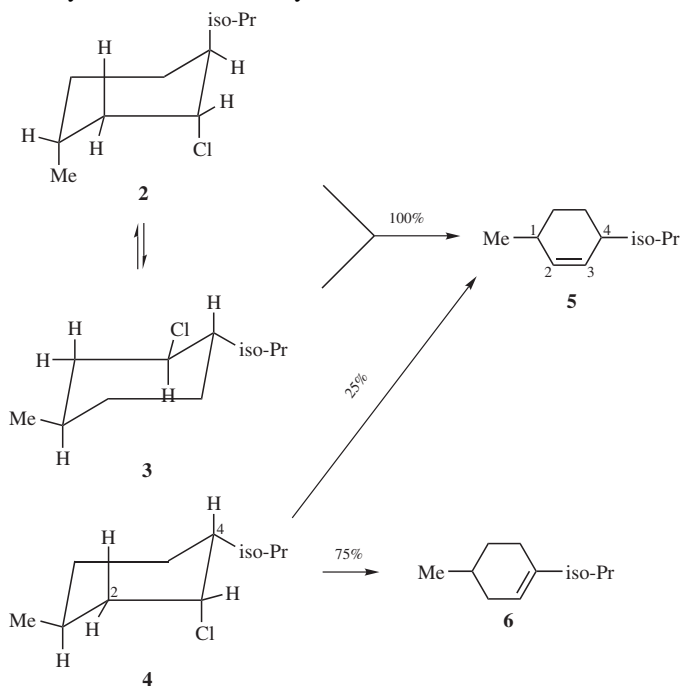
⁹Pfeiffer, P. Z. *Phys. Chem.* **1904**, 48, 40.

¹⁰Winstein, S.; Pressman, D.; Young, W.G. *J. Am. Chem. Soc.* **1939**, 61, 1645.

elimination of HCl. Only one of these (**1**) has no Cl trans to an H. Of the other isomers, the fastest elimination rate was about three times as fast as the slowest, but the rate for **1** was 7000 times slower than that of the slowest of the other isomers.¹¹ This result demonstrates that with these compounds anti elimination is greatly favored over syn elimination, although the latter must be taking place on **1**, very slowly, to be sure.



3. The preceding result shows that elimination of HCl in a six-membered ring proceeds best when the H and X are trans to each other. However, there is an additional restriction. Adjacent trans groups on a six-membered ring can be diaxial or diequatorial (p. 204) and the molecule is generally free to adopt either conformation, although one may have a higher energy than the other. Anti-periplanarity of the leaving groups requires that they be diaxial, even if this is the conformation of higher energy. The results with menthyl and neomenthyl chlorides are easily



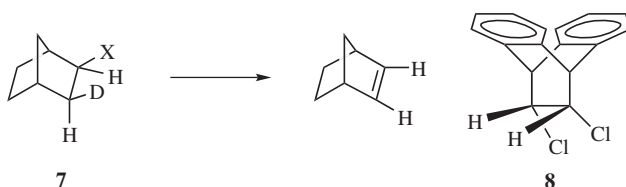
¹¹Cristol, S.J.; Hause, N.L.; Meek, J.S. *J. Am. Chem. Soc.* **1951**, 73, 674.

interpretable on this basis. Menthyl chloride has two chair conformations, **2** and **3**. Compound **3**, in which the three substituents are all equatorial, is the more stable. The more stable chair conformation of neomenthyl chloride is **4**, in which the chlorine is axial; there are axial hydrogens on both C-2 and C-4. The results are: neomenthyl chloride gives rapid E2 elimination and the alkene produced is predominantly **6** (**6/5** ratio is 3:1) in accord with Zaitsev's rule (p. 767). Since an axial hydrogen is available on both sides, this factor does not control the direction of elimination and Zaitsev's rule is free to operate. However, for menthyl chloride, elimination is much slower and the product is entirely the anti-Zaitsev, **5**. It is slow because the unfavorable conformation **2** has to be achieved before elimination can take place, and the product is **5** because only on this side is there an axial hydrogen.¹²

4. That anti-elimination also occurs in the formation of triple bonds is shown by elimination from *cis*- and *trans*-HOOC-CH=C(Cl)COOH. In this case, the product in both cases is HOCC≡CCOOH, but the *trans* isomer reacts ~50 times faster than the *cis* compound.¹³

Some examples of syn-elimination have been found in molecules where H and X could not achieve an anti-periplanar conformation.

1. The deuterated norbornyl bromide (**7**, X = Br) gave 94% of the product containing no deuterium.¹⁴ Similar results were obtained with other leaving groups and with bicyclo[2.2.2] compounds.¹⁵ In these cases the *exo* X group cannot achieve a dihedral angle of 180° with the *endo* β hydrogen because of the rigid structure of the molecule. The dihedral angle here is ~120°. These leaving groups prefer syn-elimination with a dihedral angle of ~0° to anti-elimination with an angle of ~120°.



¹²Hughes, E.D.; Ingold, C.K.; Rose, J.B. *J. Chem. Soc.* **1953**, 3839.

¹³Michael, A. *J. Prakt. Chem.* **1895**, 52, 308. See also, Marchese, G.; Naso, F.; Modena, G. *J. Chem. Soc. B* **1968**, 958.

¹⁴Kwart, H.; Takeshita, T.; Nyce, J.L. *J. Am. Chem. Soc.* **1964**, 86, 2606.

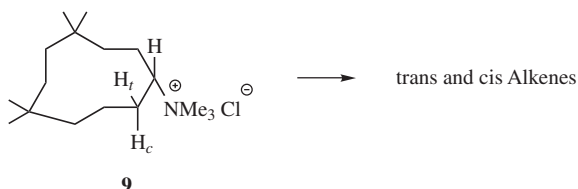
¹⁵For example, see Bird, C.W.; Cookson, R.C.; Hudec, J.; Williams, R.O. *J. Chem. Soc.* **1963**, 410; Stille, J.K.; Sonnenberg, F.M.; Kinstle, T.H. *J. Am. Chem. Soc.* **1966**, 88, 4922; Coke, J.L.; Cooke, Jr., M.P. *J. Am. Chem. Soc.* **1967**, 89, 6701; DePuy, C.H.; Naylor, C.G.; Beckman, J.A. *J. Org. Chem.* **1970**, 35, 2750; Brown, H.C.; Liu, K. *J. Am. Chem. Soc.* **1970**, 92, 200; Sicher, J.; Pánkova, M.; Závada, J.; Kniežo, L.; Oráhovats, A. *Collect. Czech. Chem. Commun.* **1971**, 36, 3128; Bartsch, R.A.; Lee, J.G. *J. Org. Chem.* **1991**, 56, 212, 2579.

2. Molecule **8** is a particularly graphic example of the need for a planar transition state. In **8**, each Cl has an adjacent hydrogen trans to it, and if planarity of leaving groups were not required, anti-elimination could easily take place. However, the crowding of the rest of the molecule forces the dihedral angle to be $\sim 120^\circ$, and elimination of HCl from **8** is much slower than from corresponding nonbridged compounds.¹⁶ (Note that syn elimination from **8** is even less likely than anti-elimination.) Syn-elimination can take place from the trans isomer of **8** (dihedral angle $\sim 0^\circ$); this isomer reacted about eight times faster than **8**.¹⁶

The examples so far given illustrate two points. (1) Anti-elimination *requires* a dihedral angle of 180° . When this angle cannot be achieved, anti-elimination is greatly slowed or prevented entirely. (2) For the simple systems so far discussed syn-elimination is not found to any significant extent unless anti elimination is greatly diminished by failure to achieve the 180° angle.

As noted in Chapter 4 (p. 223), six-membered rings are the only ones among rings of 4–13 members in which strain-free anti-periplanar conformations can be achieved. It is not surprising, therefore, that syn elimination is least common in six-membered rings. Cooke and Coke subjected cycloalkyltrimethylammonium hydroxides to elimination (**17-7**) and found the following percentages of syn-elimination with ring size: four-membered, 90%; five-membered, 46%; six-membered, 4% seven-membered, 31 to 37%.¹⁷ Note that the NMe_3^+ group has a greater tendency to syn-elimination than do other common leaving groups, such as OTs, Cl, and Br.

Other examples of syn-elimination have been found in medium-ring compounds, where both *cis* and *trans* alkenes are possible (p. 184). As an illustration, we can look at experiments performed by, Svoboda, and Sicher.¹⁸ These workers subjected 1,1,4,4-tetramethyl-7-cyclodecyltrimethylammonium chloride (**9**) to



elimination and obtained mostly *trans*-, but also some *cis*-tetramethylcyclodecenes as products. (Note that *trans*-cyclodecenes, although stable, are less stable than the *cis* isomers). In order to determine the stereochemistry of the reaction, they repeated the elimination, this time using deuterated substrates. They found that

¹⁶Cristol, S.J.; Hause, N.L. *J. Am. Chem. Soc.* **1952**, *74*, 2193.

¹⁷Cooke, Jr., M.P.; Coke, J.L. *J. Am. Chem. Soc.* **1968**, *90*, 5556. See also, Coke, J.L.; Smith, G.D.; Britton, Jr., G.H. *J. Am. Chem. Soc.* **1975**, *97*, 4323.

¹⁸Závada, J.; Svoboda, M.; Sicher, J. *Tetrahedron Lett.* **1966**, 1627; *Collect. Czech. Chem. Commun.* **1968**, *33*, 4027.

when **9** was deuterated in the trans position ($H_t = D$), there was a substantial isotope effect in the formation of *both* cis and trans alkenes, but when **9** was deuterated in the cis position ($H_c = D$), there was *no* isotope effect in the formation of either alkene. Since an isotope effect is expected for an E2 mechanism,¹⁹ these results indicated that *only* the trans hydrogen (H_t) was lost, whether the product was the cis or the trans isomer.²⁰ This in turn means that *the cis isomer must have been formed by anti-elimination and the trans isomer by syn-elimination*. (Anti-elimination could take place from approximately the conformation shown, but for syn elimination the molecule must twist into a conformation in which the C– H_t and C– NMe_3^+ bonds are syn-periplanar.) This remarkable result, called the *syn-anti dichotomy*, has also been demonstrated by other types of evidence.²¹ The fact that syn-elimination in this case predominates over anti (as indicated by the formation of trans isomer in greater amounts than cis) has been explained by conformational factors.²² The syn-anti dichotomy has also been found in other medium-ring systems (8–12 membered),²³ although the effect is greatest for 10-membered rings. With leaving groups,²⁴ the extent of this behavior decreases in the order $^+NMe_3 > OTs > Br > Cl$, which parallels steric requirements. When the leaving group is uncharged, syn-elimination is favored by strong bases and by weakly ionizing solvents.²⁵

Syn-elimination and the syn-anti dichotomy have also been found in open-chain systems, although to a lesser extent than in medium-ring compounds. For example, in the conversion of 3-hexyl-4-*d*-trimethylammonium ion to 3-hexene with potassium *sec*-butoxide, ~67% of the reaction followed the syn-anti dichotomy.²⁶ In general syn-elimination in open-chain systems is only important in cases where certain types of steric effect are present. One such type is compounds in which substituents are found on both the β' and the γ carbons (the unprimed letter refers to the branch in which the elimination takes place). The factors that cause these results are not

¹⁹Other possible mechanisms, such as E1cB (p. 1488) or α',β elimination (p. 1524), were ruled out in all these cases by other evidence.

²⁰This conclusion has been challenged by Coke, J.L. *Sel. Org. Transform.* **1972**, 2, 269.

²¹Sicher, J.; Závada, J. *Collect. Czech. Chem. Commun.* **1967**, 32, 2122; Závada, J.; Sicher, J. *Collect. Czech. Chem. Commun.* **1967**, 32, 3701. For a review, see Bartsch, R.A.; Závada, J. *Chem. Rev.* **1980**, 80, 453.

²²For discussions, see Bartsch, R.A.; Závada, J. *Chem. Rev.* **1980**, 80, 453; Coke, J.L. *Sel. Org. Transform.* **1972**, 2, 269; Sicher, J. *Angew. Chem. Int. Ed.* **1972**, 11, 200; *Pure Appl. Chem.* **1971**, 25, 655.

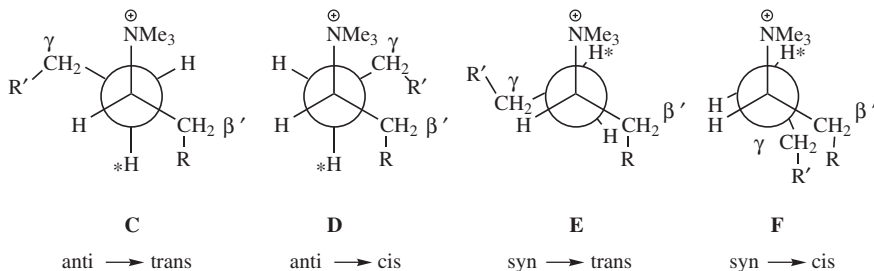
²³For example, see Coke, J.L.; Mourning, M.C. *J. Am. Chem. Soc.* **1968**, 90, 5561, where the experiment was performed on cyclooctyltrimethylammonium hydroxide, and *trans*-cyclooctene was formed by a 100% syn mechanism, and *cis*-cyclooctene by a 51% syn and 49% anti mechanism.

²⁴For examples with other leaving groups, see Sicher, J.; Jan, G.; Schlosser, M. *Angew. Chem. Int. Ed.* **1971**, 10, 926; Závada, J.; Pánková, M. *Collect. Czech. Chem. Commun.* **1980**, 45, 2171, and references cited therein.

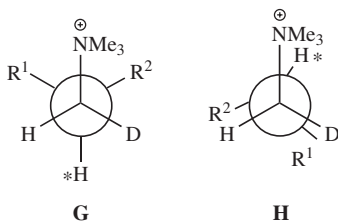
²⁵See, for example, Sicher, J.; Závada, J. *Collect. Czech. Chem. Commun.* **1968**, 33, 1278.

²⁶Bailey, D.S.; Saunders Jr., W.H. *J. Am. Chem. Soc.* **1970**, 92, 6904. For other examples of syn-elimination and the syn-anti dichotomy in open-chain systems, see Pánková, M.; Vitek, A.; Vasířková, S.; Řeřicha, R.; Závada, J. *Collect. Czech. Chem. Commun.* **1972**, 37, 3456; Schlosser, M.; An, T.D. *Helv. Chim. Acta* **1979**, 62, 1194; Sugita, T.; Nakagawa, J.; Nishimoto, K.; Kasai, Y.; Ichikawa, K. *Bull. Chem. Soc. Jpn.* **1979**, 52, 871; Pánková, M.; Kocián, O.; Krupička, J.; Závada, J. *Collect. Czech. Chem. Commun.* **1983**, 48, 2944.

completely understood, but the following conformational effects have been proposed as a partial explanation.²⁷ The two anti- and two syn-periplanar conformations are, for a quaternary ammonium salt:



In order for an E2 mechanism to take place, a base must approach the proton marked *. In **C**, this proton is shielded on both sides by R and R'. In **D**, the shielding is on only one side. Therefore, when anti-elimination does take place in such systems, it should give more cis product than trans. Also, when the normal anti elimination pathway is hindered sufficiently to allow the syn pathway to compete, the anti → trans route should be diminished more than the anti → cis route. When syn-elimination begins to appear, it seems clear that **E**, which is less eclipsed than **F**, should be the favored pathway and syn-elimination should generally give the trans isomer. In general, deviations from the syn-anti dichotomy are greater on the trans side than on the cis. Thus, trans alkenes are formed partly or mainly by syn-elimination, but cis alkenes are formed entirely by anti-elimination. Predominant syn-elimination has also been found in compounds of the form $R^1R^2CHCHDNMe_3^+$, where R¹ and R² are both bulky.²⁸ In this case, the conformation leading to syn-elimination (**H**) is also less strained than **G**, which gives anti-elimination. The **G** compound has three bulky groups (including NMe_3^+) in the *gauche* position to each other.

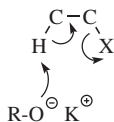


It was mentioned above that weakly ionizing solvents promote syn-elimination when the leaving group is uncharged. This is probably caused by ion pairing, which

²⁷Bailey, D.S.; Saunders, Jr., W.H. *J. Am. Chem. Soc.* **1970**, *92*, 6904; Chiao, W.; Saunders, Jr., W.H. *J. Am. Chem. Soc.* **1977**, *99*, 6699.

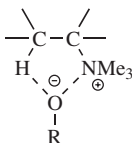
²⁸Dohner, B.R.; Saunders Jr., W.H. *J. Am. Chem. Soc.* **1986**, *108*, 245.

is greatest in nonpolar solvents.²⁹ Ion pairing can



10

cause syn-elimination with an uncharged leaving group by means of the transition state shown in **10**. This effect was graphically illustrated by elimination from 1,1,4,4-tetramethyl-7-cyclodecyl bromide.³⁰ The ratio of syn-to-anti-elimination when this compound was treated with *t*-BuOK in the nonpolar benzene was 55.0. But when the crown ether dicyclohexano-18-crown-6 was added (this compound selectively removes K^+ from the $t\text{-BuO}^- K^+$ ion pair and thus leaves $t\text{-BuO}^-$ as a free ion), the syn/anti ratio decreased to 0.12. Large decreases in the syn/anti ratio on addition of the crown ether were also found with the corresponding tosylate and with other nonpolar solvents.³¹ However, with positively charged leaving groups the effect is reversed. Here, ion pairing *increases* the amount of anti-elimination.³² In this case, a relatively free base (e.g., PhO^-) can be attracted to the leaving group, putting it in a favorable position for attack on the syn β hydrogen, while ion pairing would reduce this attraction.



We can conclude that anti-elimination is generally favored in the E2 mechanism, but that steric (inability to form the anti-periplanar transition state), conformational, ion pairing, and other factors cause syn-elimination to intervene (and even predominate) in some cases.

²⁹For reviews of ion pairing in this reaction, see Bartsch, R.A.; Závada, J. *Chem. Rev.* **1980**, *80*, 453; Bartsch, R.A. *Acc. Chem. Res.* **1975**, *8*, 239.

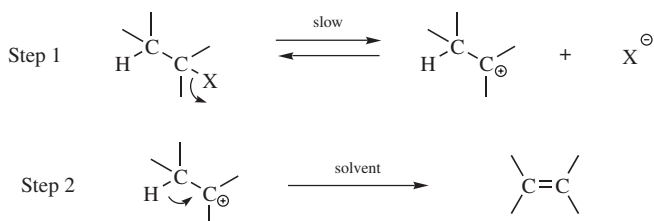
³⁰Svoboda, M.; Hapala, J.; Závada, J. *Tetrahedron Lett.* **1972**, 265.

³¹For other examples of the effect of ion pairing, see Bayne, W.F.; Snyder, E.I. *Tetrahedron Lett.* **1971**, 571; Bartsch, R.A.; Wieggers, K.E. *Tetrahedron Lett.* **1972**, 3819; Fiandanese, V.; Marchese, G.; Naso, F.; Sciacovelli, O. *J. Chem. Soc. Perkin Trans. 2* **1973**, 1336; Borchardt, J.K.; Swanson, J.C.; Saunders, Jr., W.H. *J. Am. Chem. Soc.* **1974**, *96*, 3918; Mano, H.; Sera, A.; Maruyama, K. *Bull. Chem. Soc. Jpn.* **1974**, *47*, 1758; Závada, J.; Pánková, M.; Svoboda, M. *Collect. Czech. Chem. Commun.* **1976**, *41*, 3778; Baciocchi, E.; Ruzziconi, R.; Sebastiani, G.V. *J. Org. Chem.* **1979**, *44*, 3718; Croft, A.P.; Bartsch, R.A. *Tetrahedron Lett.* **1983**, *24*, 2737; Kwart, H.; Gaffney, A.H.; Wilk, K.A. *J. Chem. Soc. Perkin Trans. 2* **1984**, 565.

³²Borchardt, J.K.; Saunders Jr., W.H. *J. Am. Chem. Soc.* **1974**, *96*, 3912.

The E1 Mechanism

The E1 mechanism is a two-step process in which the rate-determining step is ionization of the substrate to give a carbocation that rapidly loses a β proton to a base, usually the solvent:



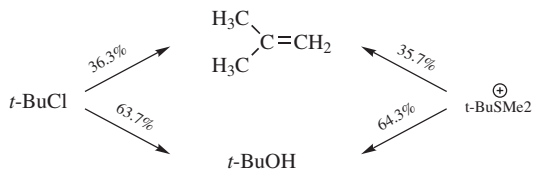
The IUPAC designation is $D_N + D_E$ (or $D_N + D_H$). This mechanism normally operates without an *added* base. Just as the E2 mechanism is analogous to and competes with the S_N2 , so is the E1 mechanism related to the S_N1 . In fact, the first step of the E1 is exactly the same as that of the S_N1 mechanism. The second step differs in that the solvent pulls a proton from the β carbon of the carbocation rather than attacking it at the positively charged carbon, as in the S_N1 process. In a pure E1 reaction (without ion pairs, etc.), the product should be completely nonstereospecific, since the carbocation is free to adopt its most stable conformation before giving up the proton.

Some of the evidence for the E1 mechanism is as follows:

1. The reaction exhibits first-order kinetics (in substrate) as expected. Of course, the solvent is not expected to appear in the rate equation, even if it were involved in the rate-determining step (p. 316), but this point can be easily checked by adding a small amount of the conjugate base of the solvent. It is generally found that such an addition does not increase the rate of the reaction. If this more powerful base does not enter into the rate-determining step, it is unlikely that the solvent does. An example of an E1 mechanism with a rate-determining second step (proton transfer) has been reported.³³
2. If the reaction is performed on two molecules that differ only in the leaving group (e.g., *t*-BuCl and *t*-BuSMe₂⁺), the rates should obviously be different, since they depend on the ionizing ability of the molecule. However, once the carbocation is formed, if the solvent and the temperature are the same, it should suffer the same fate in both cases, since the nature of the leaving group does not affect the second step. This means that *the ratio of elimination to substitution should be the same*. The compounds mentioned in the example were solvolyzed at 65.3°C in 80% aqueous ethanol with the following results:³⁴

³³Baciocchi, E.; Clementi, S.; Sebastiani, G.V.; Ruzziconi, R. *J. Org. Chem.* **1979**, *44*, 32.

³⁴Cooper, K.A.; Hughes, E.D.; Ingold, C.K.; MacNulty, B.J. *J. Chem. Soc.* **1948**, 2038.



Although the rates were greatly different (as expected with such different leaving groups), the product ratios were the same, within 1%. If this had taken place by a second-order mechanism, the nucleophile would not be expected to have the same ratio of preference for attack at the β hydrogen compared to attack at a *neutral* chloride as for attack at the β hydrogen compared to attack at a *positive* SMe_2 group.

- Many reactions carried out under first-order conditions on systems where E2 elimination is anti proceed quite readily to give alkenes where a cis hydrogen must be removed, often in preference to the removal of a trans hydrogen. For example, menthyl chloride (**2**, p. 1482), which by the E2 mechanism gave only **5**, under E1 conditions gave 68% **6** and 32% **5**, since the steric nature of the hydrogen is no longer a factor here, and the more stable alkene (Zaitsev's rule, p. 1482) is predominantly formed.
- If carbocations are intermediates, we should expect rearrangements with suitable substrates. These have often been found in elimination reactions performed under E1 conditions.

E1 reactions can involve ion pairs, just as is true for $\text{S}_{\text{N}}1$ reactions (p. 437).³⁵ This effect is naturally greatest for nondissociating solvents: It is least in water, greater in ethanol, and greater still in acetic acid. It has been proposed that the ion-pair mechanism (p. 439) extends to elimination reactions too, and that the $\text{S}_{\text{N}}1$, $\text{S}_{\text{N}}2$, E1, and E2 mechanisms possess in common an ion-pair intermediate, at least occasionally.³⁶

The E1cB Mechanism³⁷

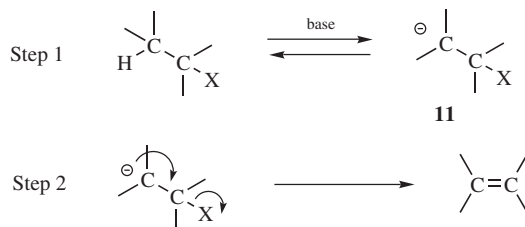
In the E1 mechanism, X leaves first and then H. In the E2 mechanism, the two groups leave at the same time. There is a third possibility: The H leaves first,

³⁵Cocivera, M.; Winstein, S. *J. Am. Chem. Soc.* **1963**, *85*, 1702; Smith, S.G.; Goon, D.J.W. *J. Org. Chem.* **1969**, *34*, 3127; Bunnett, J.F.; Eck, D.L. *J. Org. Chem.* **1971**, *36*, 897; Sridharan, S.; Vitullo, V.P. *J. Am. Chem. Soc.* **1977**, *99*, 8093; Seib, R.C.; Shiner Jr., V.J.; Sendjarević, V.; Humski, K. *J. Am. Chem. Soc.* **1978**, *100*, 8133; Jansen, M.P.; Koshy, K.M.; Mangru, N.N.; Tidwell, T.T. *J. Am. Chem. Soc.* **1981**, *103*, 3863; Coxon, J.M.; Simpson, G.W.; Steel, P.J.; Whiting, S.C. *Tetrahedron* **1984**, *40*, 3503; Thibblin, A. *J. Am. Chem. Soc.* **1987**, *109*, 2071; *J. Phys. Org. Chem.* **1989**, *2*, 15.

³⁶Sneen, R.A. *Acc. Chem. Res.* **1973**, *6*, 46; Thibblin, A.; Sidhu, H. *J. Chem. Soc. Perkin Trans. 2* **1994**, 1423. See, however, McLennan, D.J. *J. Chem. Soc. Perkin Trans. 2* **1972**, 1577.

³⁷For reviews, see Cockerill, A.F.; Harrison, R.G., in Bamford, C.H.; Tipper, C.F.H. *Comprehensive Chemical Kinetics*, Vol. 9, Elsevier, NY, **1973**, pp. 158–178; Hunter, D.H. *Intra-Sci. Chem. Rep.* **1973**, *7*(3), 19; McLennan, D.J. *Q. Rev. Chem. Soc.* **1967**, *21*, 490. For a general discussion, see Koch, H.F. *Acc. Chem. Res.* **1984**, *17*, 137.

and then the X. This is a two-step process, called the E1cB *mechanism*,³⁸ or the *carbanion mechanism*, since the intermediate is a carbanion:



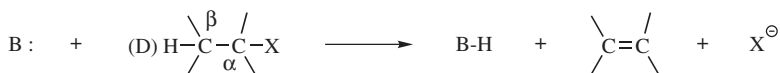
The name E1cB comes from the fact that it is the conjugate base of the substrate that is giving up the leaving group (see the S_N1cB mechanism, p. 521). The IUPAC designation is A_nD_E + D_N or A_{xh}D_H + D_N (see p. 420). We can distinguish three limiting cases: (1) The carbanion returns to starting material faster than it forms product: step 1 is reversible; step 2 is slow. (2) Step 1 is the slow step, and formation of product is faster than return of the carbanion to starting material. In this case, step 1 is essentially irreversible. (3) Step 1 is rapid, and the carbanion goes slowly to product. This case occurs only with the most stable carbanions. Here, too, step 1 is essentially irreversible. These cases have been given the designations: (1) (E1cB)_R, (2) (E1cB)_I (or E1cB_{irr}), and (3) (E1)_{anion}. Their characteristics are listed in Table 17.1.³⁹ Investigations of the reaction order are generally not very useful (except for case 3, which is first order), because cases 1 and 2 are second order and thus difficult or impossible to distinguish from the E2 mechanism by this procedure.⁴⁰ We would expect the greatest likelihood of finding the E1cB mechanism in substrates that have (a) a poor nucleofuge and (b) an acidic hydrogen, and most investigations have concerned such substrates. The following is some of the evidence in support of the E1cB mechanism:

1. The first step of the (E1cB)_R mechanism involves a reversible exchange of protons between the substrate and the base. In that case, if deuterium is present in the base, recovered starting material should contain deuterium. This was found to be the case in the treatment of Cl₂C=CHCl with NaOD to give ClC≡CCl. When the reaction was stopped before completion, there *was*

³⁸For a discussion, see Ryberg, P.; Matsson, O. *J. Org. Chem.* **2002**, *67*, 811.

³⁹This table, which appears in Cockerill, A.F.; Harrison, R.G. in Bamford, C.H.; Tipper, C.F.H. *Comprehensive Chemical Kinetics*, Vol. 9, Elsevier, NY, **1973**, p. 161, was adapted from a longer one, in Bordwell, F.G. *Acc. Chem. Res.* **1972**, *5*, 374, see p. 375.

⁴⁰(E1cB)_I cannot be distinguished from E2 by this means, because it has the identical rate law: Rate = *k*[substrate][B⁻]. The rate law for (E1cB)_R is different: Rate = *k*[substrate][B⁻]/[BH], but this is often not useful because the only difference is that the rate is also dependent (inversely) on the concentration of the conjugate acid of the base, and this is usually the solvent, so that changes in its concentration cannot be measured.

TABLE 17.1. Kinetic Predictions for Base-Induced β -Eliminations³⁹

Mechanism	Kinetic ^a Order	β -Hydrogen Exchange Faster Than Elimination	General or Specific Base Catalysis	$k_{\text{H}}/k_{\text{D}}$	Electron Withdrawal at $\text{C}\beta^{\text{d}}$	Electron release at $\text{C}\alpha^{\text{d}}$	Leaving- Group Isotope Effect or Element Effect
(E1) _{anion}	1	Yes	General ^c	1.0	Rate decrease	Rate increase	Substantial
(E1cB) _R	2	Yes	Specific	1.0	Small rate increase	Small rate increase	Substantial
(E1cB) _{ip}	2	No	General ^e	1.0 \rightarrow 1.2	Small rate increase	Small rate increase	Substantial
(E1cB) _I	2	No	General	2 \rightarrow 8	Rate increase	Little effect	Small to negligible
E2 ^b	2	No	General	2 \rightarrow 8	Rate increase	Small rate increase	Small

^aAll mechanism exhibit first-order kinetics in substrate.

^bOnly transition states with considerable carbanion character considered in this table.

^cSpecific base catalysis predicted if extent of substrate ionization reduced from almost complete.

^dEffect on rate assuming no change in mechanism is caused; steric factors upon substitution at $\text{C}\alpha$ and rise to $\text{C}\beta$ have not been considered. The rate reductions are geared to substituent effects such as those giving rise to Hammett reaction constants on β - and α -aryl substitution.

^eDepends on whether an ion pair assists in removal of leaving group.


deuterium in the recovered alkene.⁴¹ A similar result was found for pentahaloethanes.⁴² These substrates are relatively acidic. In both cases the electron-withdrawing halogens increase the acidity of the hydrogen, and in the case of trichloroethylene there is the additional factor that a hydrogen on an sp^2 carbon is more acidic than one on an sp^3 carbon (p. 388). Thus, the E1cB mechanism is more likely to be found in eliminations yielding triple bonds than in those giving double bonds. Another likely place for the E1cB mechanism should be in reaction of a substrate like $\text{PhCH}_2\text{CH}_2\text{Br}$, since the carbanion is stabilized by resonance with the phenyl group. Nevertheless, no deuterium exchange was found here.⁴³ If this type of evidence is a guide, then it may be inferred that the (E1cB)_R mechanism is quite rare, at least for eliminations with common leaving groups such as Br, Cl, or OTs, which yield $\text{C}=\text{C}$ double bonds.

⁴¹Houser, J.J.; Bernstein, R.B.; Miekka, R.G.; Angus, J.C. *J. Am. Chem. Soc.* **1955**, *77*, 6201.

⁴²Hine, J.; Wiesboeck, R.; Ghirardelli, R.G. *J. Am. Chem. Soc.* **1961**, *83*, 1219; Hine, J.; Wiesboeck, R.; Ramsay, O.B. *J. Am. Chem. Soc.* **1961**, *83*, 1222.

⁴³Skell, P.S.; Hauser, C.R. *J. Am. Chem. Soc.* **1945**, *67*, 1661.

2. When the reaction



was carried out in water containing acetohydroxamate buffers, a plot of the rate against the buffer concentration was curved and the rate leveled off at high buffer concentrations, indicating a change in rate-determining step.⁴⁴ This rules out an E2 mechanism, which has only one step.⁴⁵ When D₂O was used instead of H₂O as solvent, there was an initial inverse solvent isotope effect of 7.7 (the highest inverse solvent isotope effect yet reported).

That is, the reaction took place faster in D₂O than in H₂O. This is compatible only with an E1cB mechanism in which the proton-transfer step is not entirely rate determining. The isotope effect arises from a partitioning of the carbanion intermediate **11**. This intermediate either can go to product or it can revert to starting compound, which requires taking a proton from the solvent. In D₂O, the latter process is slower (because the O–D bond of D₂O cleaves less easily than the O–H bond of H₂O), reducing the rate at which **11** returns to starting compound. With the return reaction competing less effectively, the rate of conversion of **11** to product is increased.

3. We have predicted that the E1cB mechanism would most likely be found with substrates containing acidic hydrogens and poor leaving groups. Compounds of the type ZCH₂CH₂Oph, where Z is an electron-withdrawing group (e.g., NO₂, SMe₂⁺, ArSO₂, CN, COOR), belong to this category, because Oph is a very poor leaving group (p. 438). There is much evidence to show that the mechanism here is indeed E1cB.⁴⁶ Isotope effects, measured for MeSOCD₂CH₂Oph and Me₂S⁺CD₂CH₂Oph with NaOD in D₂O, are ~0.7. This is compatible with an (E1cB)_R mechanism, but not with an E2 mechanism for which an isotope effect of perhaps 5 might be expected (of course, an E1 mechanism is precluded by the extremely poor nucleofugal ability of Oph). The fact that *k_H/k_D* is less than the expected value of 1 is attributable to solvent and secondary isotope effects. Among other evidence for an E1cB mechanism in these systems is that changes in the identity of Z had a dramatic effect on the relative rates: a span of 10¹¹ between NO₂ and COO[−]. Note that elimination from substrates of the type RCOCH₂CH₂Y is the reverse of Michael-type addition to C=C bonds. We have seen (p. \$\$\$) that such addition involves initial attack by a nucleophile Y and subsequent attack by a proton. Thus the initial loss of a proton from substrates of this type (i.e., an E1cB mechanism) is in accord with the principle of microscopic

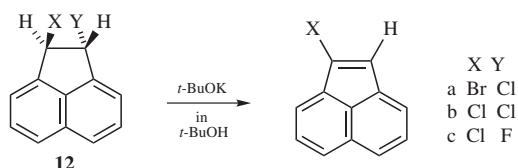
⁴⁴Keeffe, J.R.; Jencks, W.P. *J. Am. Chem. Soc.* **1983**, *105*, 265.

⁴⁵For a borderline E1cB–E2 mechanism, see Jia, Z.S.; Rudziñ sci, J.; Panethy, P.; Thibblin, A. *J. Org. Chem.* **2002**, *67*, 177.

⁴⁶Cann, P.F.; Stirling, C.J.M. *J. Chem. Soc. Perkin Trans. 2* **1974**, 820. For other examples; see Fedor, L.R. *J. Am. Chem. Soc.* **1969**, *91*, 908; More O'Ferrall, R.A.; Slae, S. *J. Chem. Soc. B* **1970**, 260; Kurzawa, J.; Leffek, K.T. *Can. J. Chem.* **1977**, *55*, 1696.

reversibility.⁴⁷ It may also be recalled that benzyne formation (p. 859) can occur by such a process. It has been suggested that all base-initiated eliminations wherein the proton is activated by a strong electron-withdrawing group are E1cB reactions,⁴⁸ but there is evidence that this is not the case that when there is a good nucleofuge, the mechanism is E2 even when strong electron-withdrawing groups are present.⁴⁹ On the other hand, Cl⁻ has been found to be a leaving group in an E1cB reaction.⁵⁰

Of the three cases of the E1cB mechanism, the one most difficult to distinguish from E2 is (E1cB)₁. One way to make this distinction is to study the effect of a change in leaving group. This was done in the case of the three acenaphthylenes **12**, where it was found that (1) the three rates were fairly similar, the largest being only about



four times that of the smallest, and (2) in compound *c* (X = Cl, Y = F), the only product contained Cl and no F, that is, only the poorer nucleofuge F departed while Cl remained.⁵¹ Result (1) rules out all the E1cB mechanisms except (E1cB)₁, because the others should all have considerable leaving group effects (Table 17.1). An ordinary E2 mechanism should also have a large leaving group effect, but an E2 mechanism with substantial carbanionic character (see the next section) might not. However, no E2 mechanism can explain result (2), which can be explained by the fact that an a Cl is more effective than an a F in stabilizing the planar carbanion that remains when the proton is lost. Thus (as in the somewhat similar case of aromatic nucleophilic substitution, see p. 868), when X⁻ leaves in the second step, the one that leaves is not determined by which is the better nucleofuge, but by which has had its β hydrogen removed.⁵² Additional evidence for the existence of the

⁴⁷Patai, S.; Weinstein, S.; Rappoport, Z. *J. Chem. Soc.* **1962**, 1741. See also, Hilbert, J.M.; Fedor, L.R. *J. Org. Chem.* **1978**, *43*, 452.

⁴⁸Bordwell, F.G.; Vestling, M.M.; Yee, K.C. *J. Am. Chem. Soc.* **1970**, *92*, 5950; Bordwell, F.G. *Acc. Chem. Res.* **1972**, *5*, 374.

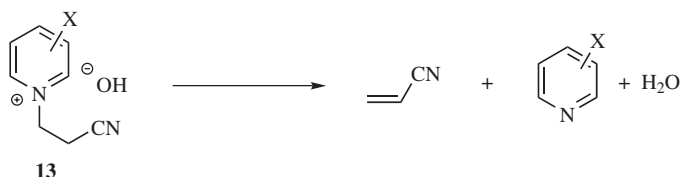
⁴⁹Marshall, D.R.; Thomas, P.J.; Stirling, C.J.M. *J. Chem. Soc. Perkin Trans. 2* **1977**, 1898, 1914; Banait, N.S.; Jencks, W.P. *J. Am. Chem. Soc.* **1990**, *112*, 6950.

⁵⁰Ölwegård, M.; McEwen, I.; Thibblin, A.; Ahlberg, P. *J. Am. Chem. Soc.* **1985**, *107*, 7494.

⁵¹Baclocchi, E.; Ruzziconi, R.; Sebastiani, G.V. *J. Org. Chem.* **1982**, *47*, 3237.

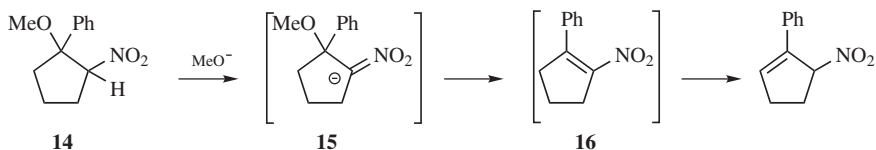
⁵²For other evidence for the existence of the (E1cB)₁ mechanism, see Bordwell, F.G.; Vestling, M.M.; Yee, K.C. *J. Am. Chem. Soc.* **1970**, *92*, 5950; Fedor, L.R.; Glave, W.R. *J. Am. Chem. Soc.* **1971**, *93*, 985; Redman, R.P.; Thomas, P.J.; Stirling, C.J.M. *J. Chem. Soc. Perkin Trans. 2* **1978**, 1135; Thibblin, A. *Chem. Scr.* **1980**, *15*, 121; Carey, E.; More O'Ferrall, R.A.; Vernon, N.M. *J. Chem. Soc. Perkin Trans. 2* **1982**, 1581; Baclocchi, E.; Ruzziconi, R. *J. Org. Chem.* **1984**, *49*, 3395; Jarczewski, A.; Waligorska, M.; Leffek, K.T. *Can. J. Chem.* **1985**, *63*, 1194; Gula, M.J.; Vitale, D.E.; Dostal, J.M.; Trometer, J.D.; Spencer, T.A. *J. Am. Chem. Soc.* **1988**, *110*, 4400; Garay, R.O.; Cabaleiro, M.C. *J. Chem. Res. (S)*, **1988**, 388; Gandler, J.R.; Storer, J.W.; Ohlberg, D.A.A. *J. Am. Chem. Soc.* **1990**, *112*, 7756.

(E1cB)₁ mechanism was the observation of a change in the rate-determining step in the elimination reaction of *N*-(2-cyanoethyl)pyridinium



ions **13**, treated with base, when X was changed.⁵³ Once again, the demonstration that two steps are involved precludes the one-step E2 mechanism.

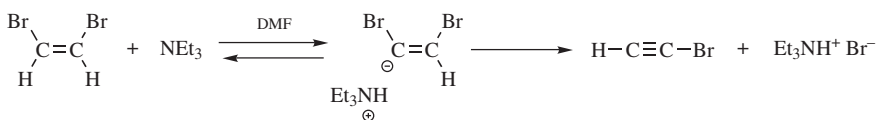
4. An example of an (E1)_{anion} mechanism has been found with the substrate **14**, which when treated with methoxide ion undergoes elimination to **16**, which is unstable under the reaction conditions and rearranges as



shown.⁵⁴ Among the evidence for the proposed mechanism in this case were kinetic and isotope-effect results, as well as the spectral detection of **15**.⁵⁵

5. In many eliminations to form C=O and C≡N bonds the initial step is loss of a positive group (normally a proton) from the oxygen or nitrogen. These may also be regarded as E1cB processes.

There is evidence that some E1cB mechanisms can involve carbanion ion pairs, for example,⁵⁶



This case is designated (E1cB)_{ip}; its characteristics are shown in Table 17.1.

⁵³Bunting, J.W.; Toth, A.; Heo, C.K.M.; Moors, R.G. *J. Am. Chem. Soc.* **1990**, *112*, 8878. See also, Bunting, J.W.; Kanter, J.P. *J. Am. Chem. Soc.* **1991**, *113*, 6950.

⁵⁴Bordwell, F.G.; Yee, K.C.; Knipe, A.C. *J. Am. Chem. Soc.* **1970**, *92*, 5945.

⁵⁵For other examples of this mechanism, see Berndt, A. *Angew. Chem. Int. Ed.* **1969**, *8*, 613; Albeck, M.; Hoz, S.; Rappoport, Z. *J. Chem. Soc. Perkin Trans. 2* **1972**, 1248; **1975**, 628.

⁵⁶Kwok, W.K.; Lee, W.G.; Miller, S.I. *J. Am. Chem. Soc.* **1969**, *91*, 468. See also Lord, E.; Naan, M.P.; Hall, C.D. *J. Chem. Soc. B* **1971**, 220; Rappoport, Z.; Shohamy, E. *J. Chem. Soc. B* **1971**, 2060; Fiandanesse, V.; Marchese, G.; Naso, F. *J. Chem. Soc., Chem. Commun.* **1972**, 250; Koch, H.F.; Dahlberg, D.B.; Toczko, A.G.; Solsky, R.L. *J. Am. Chem. Soc.* **1973**, *95*, 2029; Hunter, D.H.; Shearing, D.J. *J. Am. Chem. Soc.* **1973**, *95*, 8333; Thibblin, A.; Ahlberg, P. *J. Am. Chem. Soc.* **1979**, *101*, 7311; Petrillo, G.; Novi, M.; Garbarino, G.; Dell'Erba, C.; Mugnoli, A. *J. Chem. Soc. Perkin Trans. 2* **1985**, 1291.

The E1-E2-E1cB Spectrum

In the three mechanisms so far considered, the similarities are greater than the differences. In each case, there is a leaving group that comes off with its pair of electrons and another group (usually hydrogen) that comes off without them. The only difference is in the order of the steps. It is now generally accepted that there is a spectrum of mechanisms ranging from one extreme, in which the leaving group departs well before the proton (pure E1), to the other extreme, in which the proton comes off first and then, after some time, the leaving group follows (pure E1cB). The *pure* E2 case would be somewhere in the middle, with both groups leaving simultaneously. However, most E2 reactions are not exactly in the middle, but somewhere to one side or the other. For example, the nucleofuge might depart just before the proton. This case may be described as an E2 reaction with a small amount of E1 character. The concept can be expressed by the question: In the transition state, which bond (C–H or C–X) has undergone more cleavage?⁵⁷

One way to determine just where a given reaction stands on the E1-E2-E1cB spectrum is to study isotope effects, which ought to tell something about the behavior of bonds in the transition state.⁵⁸ For example, $\text{CH}_3\text{CH}_2\text{NMe}_3^+$ showed a nitrogen isotope effect (k^{14}/k^{15}) of 1.017, while $\text{PhCH}_2\text{CH}_2\text{NMe}_3^+$ gave a corresponding value of 1.009.⁵⁹ It would be expected that the phenyl group would move the reaction toward the E1cB side of the line, which means that for this compound the C–N bond is not as greatly broken in the transition state as it is for the unsubstituted one. The isotope effect bears this out, for it shows that in the phenyl compound, the mass of the nitrogen has less effect on the reaction rate than it does in the unsubstituted compound. Similar results have been obtained with SR_2^+ leaving groups by the use of $^{32}\text{S}/^{34}\text{S}$ isotope effects⁶⁰ and with Cl ($^{35}\text{Cl}/^{37}\text{Cl}$).⁶¹ The position of reactions along the spectrum has also been studied from the other side of the newly forming double bond by the use of H/D and H/T isotope effects,⁶² although interpretation of these results is clouded by the fact that β hydrogen isotope effects are expected to change smoothly from small to large to small again as the degree of transfer of the

⁵⁷For discussions, see Cockerill, A.F.; Harrison, R.G., in Bamford, C.H.; Tipper, C.F.H. *Comprehensive Chemical Kinetics*, Vol. 9, Elsevier, NY, **1973**, pp. 178–189; Saunders, Jr., W.H. *Acc. Chem. Res.* **1976**, *9*, 19; Bunnett, J.F. *Surv. Prog. Chem.* **1969**, *5*, 53; Saunders, Jr., W.H.; Cockerill, A.F. *Mechanisms of Elimination Reactions*, Wiley, NY, **1973**, pp. 47–104; Bordwell, F.G. *Acc. Chem. Res.* **1972**, *5*, 374.

⁵⁸For a review, see Fry, A. *Chem. Soc. Rev.* **1972**, *1*, 163. See also Hasan, T.; Sims, L.B.; Fry, A. *J. Am. Chem. Soc.* **1983**, *105*, 3967; Pulay, A.; Fry, A. *Tetrahedron Lett.* **1986**, *27*, 5055.

⁵⁹Ayrey, G.; Bourns, A.N.; Vyas, V.A. *Can. J. Chem.* **1963**, *41*, 1759. Also see, Simon, H.; Müllhofer, G. *Chem. Ber.* **1963**, *96*, 3167; **1964**, *97*, 2202; *Pure Appl. Chem.* **1964**, *8*, 379, 536; Smith, P.J.; Bourns, A.N. *Can. J. Chem.* **1970**, *48*, 125.

⁶⁰Wu, S.; Hargreaves, R.T.; Saunders Jr., W.H. *J. Org. Chem.* **1985**, *50*, 2392, and references cited therein.

⁶¹Grout, A.; McLennan, D.J.; Spackman, I.H. *J. Chem. Soc. Perkin Trans. 2* **1977**, 1758.

⁶²For example, see Hodnett, E.M.; Sparapany, J.J. *Pure Appl. Chem.* **1964**, *8*, 385, 537; Finley, K.T.; Saunders, Jr., W.H. *J. Am. Chem. Soc.* **1967**, *89*, 898; Ghanbarpour, A.; Willi, A.V. *Liebigs Ann. Chem.* **1975**, 1295; Simon, H.; Müllhofer, G. *Chem. Ber.* **1964**, *97*, 2202; Thibblin, A. *J. Am. Chem. Soc.* **1988**, *110*, 4582; Smith, P.J.; Amin, M. *Can. J. Chem.* **1989**, *67*, 1457.

β hydrogen from the β carbon to the base increases⁶³ (recall, p. \$\$\$, that isotope effects are greatest when the proton is half-transferred in the transition state), by the possibility of secondary isotope effects (e.g., the presence of a β deuterium or tritium may cause the leaving group to depart more slowly), and by the possibility of tunneling.⁶⁴ Other isotope-effect studies have involved labeled α or β carbon, labeled α hydrogen, or labeled base.⁵⁸

Another way to study the position of a given reaction on the spectrum involves the use of β -aryl substitution. Since a positive Hammett ρ value is an indication of a negatively charged transition state, the ρ value for substituted β -aryl groups should increase as a reaction moves from E1- to E1cB-like along the spectrum. This has been shown to be the case in a number of studies;⁶⁵ for example, ρ values of $\text{ArCH}_2\text{CH}_2\text{X}$ increase as the leaving-group ability of X decreases. A typical set of ρ values was X = I, 2.07; Br, 2.14; Cl, 2.61; SMe_2^+ , 2.75; F, 3.12.⁶⁶ As we have seen, decreasing leaving-group ability correlates with increasing E1cB character.

Still another method measures volumes of activation.⁶⁷ These are negative for E2 and positive for E1cB mechanisms. Measurement of the activation volume therefore provides a continuous scale for deciding just where a reaction lies on the spectrum.

The E2C Mechanism⁶⁸

Certain alkyl halides and tosylates undergo E2 eliminations faster when treated with such weak bases as Cl^- in polar aprotic solvents or PhS^- than with the usual E2 strong bases, such as RO^- in ROH.⁶⁹ In order to explain these results, Parker

⁶³There is controversy as to whether such an effect has been established in this reaction: See Cockerill, A.F. *J. Chem. Soc. B* **1967**, 964; Blackwell, L.F. *J. Chem. Soc. Perkin Trans. 2* **1976**, 488.

⁶⁴For examples of tunneling in elimination reactions, see Miller, D.J.; Saunders, Jr., W.H. *J. Org. Chem.* **1981**, *46*, 4247 and previous papers in this series. See also, Shiner, Jr., V.J.; Smith, M.L. *J. Am. Chem. Soc.* **1961**, *83*, 593; McLennan, D.J. *J. Chem. Soc. Perkin Trans. 2* **1977**, 1753; Fouad, F.M.; Farrell, P.G. *Tetrahedron Lett.* **1978**, 4735; Koth, H.F.; McLennan, D.J.; Koch, J.G.; Tumas, W.; Dobson, B.; Koch, J.G. *J. Am. Chem. Soc.* **1983**, *105*, 1930; Kwart, H.; Wilk, K.A. *J. Org. Chem.* **1985**, *50*, 817; Amin, M.; Price, R.C.; Saunders, Jr., W.H. *J. Am. Chem. Soc.* **1990**, *112*, 4467.

⁶⁵Saunders Jr., W.H.; Bushman, D.G.; Cockerill, A.F. *J. Am. Chem. Soc.* **1968**, *90*, 1775; Yano, Y.; Oae, S. *Tetrahedron* **1970**, *26*, 27, 67; Blackwell, L.F.; Buckley, P.D.; Jolley, K.W.; MacGibbon, A.K.H. *J. Chem. Soc. Perkin Trans. 2* **1973**, 169; Smith, P.J.; Tsui, S.K. *J. Am. Chem. Soc.* **1973**, *95*, 4760; *Can. J. Chem.* **1974**, *52*, 749.

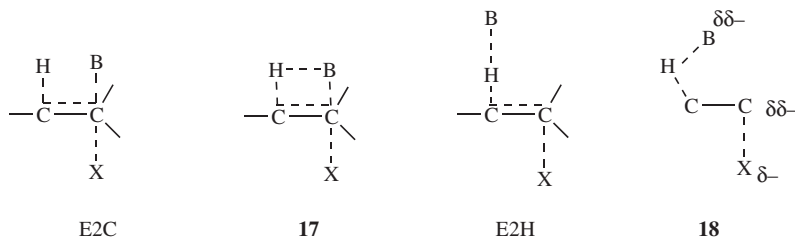
⁶⁶DePuy, C.H.; Froemsdorf, D.H. *J. Am. Chem. Soc.* **1957**, *79*, 3710; DePuy, C.H.; Bishop, C.A. *J. Am. Chem. Soc.* **1960**, *82*, 2532, 2535.

⁶⁷Brower, K.R.; Muhsin, M.; Brower, H.E. *J. Am. Chem. Soc.* **1976**, *98*, 779. For a review, see van Eldik, R.; Asano, T.; le Noble, W.J. *Chem. Rev.* **1989**, *89*, 549.

⁶⁸For reviews, see McLennan, D.J. *Tetrahedron* **1975**, *31*, 2999; Ford, W.T. *Acc. Chem. Res.* **1973**, *6*, 410; Parker, A.J. *CHEMTECH* **1971**, 297.

⁶⁹For example; see Winstein, S.; Darwish, D.; Holness, N.J. *J. Am. Chem. Soc.* **1956**, *78*, 2915; de la Mare, P.B.D.; Vernon, C.A. *J. Chem. Soc.* **1956**, 41; Eliel, E.L.; Ro, R.S. *Tetrahedron* **1958**, *2*, 353; Bunnett, J.F.; Davis, G.T.; Tanida, H. *J. Am. Chem. Soc.* **1962**, *84*, 1606; McLennan, D.J. *J. Chem. Soc. B* **1966**, 705, 709; Hayami, J.; Ono, N.; Kaji, A. *Bull. Chem. Soc. Jpn.* **1971**, *44*, 1628.

and co-workers proposed⁷⁰ that there is a spectrum⁷¹ of E2 transition states in which the base can interact in the transition state with the α carbon, as well as with the β hydrogen. At one end of this spectrum is



a mechanism (called E2C) in which, in the transition state, the base interacts mainly with the carbon. The E2C mechanism is characterized by strong nucleophiles that are weak bases. At the other extreme is the normal E2 mechanism, here called E2H to distinguish it from E2C, characterized by strong bases. Transition state **17** represents a transition state between these extremes. Additional evidence⁷² for the E2C mechanism is derived from Brønsted equation considerations (p. 373), from substrate effects, from isotope effects, and from the effects of solvents on rates.

However, the E2C mechanism has been criticized, and it has been contended that all the experimental results can be explained by the normal E2 mechanism.⁷³ McLennan has suggested that the transition state is that shown as **18**.⁷⁴ An ion-pair mechanism has also been proposed.⁷⁵ Although the actual mechanisms involved may be a matter of controversy, there is no doubt that a class of elimination reactions exists that is characterized by second-order attack by weak bases.⁷⁶ These reactions also have the following general characteristics:⁷⁷ (1) they are favored by good leaving groups; (2) they are favored by polar aprotic solvents;

⁷⁰Parker, A.J.; Ruane, M.; Biale, G.; Winstein, S. *Tetrahedron Lett.* **1968**, 2113.

⁷¹This is apart from the E1-E2-E1cB spectrum.

⁷²Lloyd, D.J.; Parker, A.J. *Tetrahedron Lett.* **1968**, 5183; **1970**, 5029; Alexander, R.; Ko, E.C.F.; Parker, A.J.; Broxton, T.J. *J. Am. Chem. Soc.* **1968**, *90*, 5049; Ko, E.C.F.; Parker, A.J. *J. Am. Chem. Soc.* **1968**, *90*, 6447; Parker, A.J.; Ruane, M.; Palmer, D.A.; Winstein, S. *J. Am. Chem. Soc.* **1972**, *94*, 2228; Biale, G.; Parker, A.J.; Stevens, I.D.R.; Takahashi, J.; Winstein, S. *J. Am. Chem. Soc.* **1972**, *94*, 2235; Cook, D. *J. Org. Chem.* **1976**, *41*, 2173, and references cited therein; Muir, D.M.; Parker, A.J. *Aust. J. Chem.* **1983**, *36*, 1667; Kwart, H.; Wilk, K.A. *J. Org. Chem.* **1985**, *50*, 3038.

⁷³McLennan, D.J.; Wong, R.J. *J. Chem. Soc. Perkin Trans. 2* **1974**, 1818, and references cited therein; Ford, W.T.; Pietsek, D.J.J. *J. Am. Chem. Soc.* **1975**, *97*, 2194; Loupy, A. *Bull. Soc. Chim. Fr.* **1975**, 2662; Miller, D.J.; Saunders Jr., W.H. *J. Am. Chem. Soc.* **1979**, *101*, 6749; Bordwell, F.G.; Mrozack, S.R. *J. Org. Chem.* **1982**, *47*, 4813; Bunnett, J.F.; Migdal, C.A. *J. Org. Chem.* **1989**, *54*, 3037, 3041, and references cited therein.

⁷⁴McLennan, D.J.; Lim, G. *Aust. J. Chem.* **1983**, *36*, 1821. For an opposing view, see Kwart, H.; Gaffney, A. *J. Org. Chem.* **1983**, *48*, 4502.

⁷⁵Ford, W.T. *Acc. Chem. Res.* **1973**, *6*, 410.

⁷⁶For convenience, we will refer to this class of reactions as E2C reactions, though the actual mechanism is in dispute.

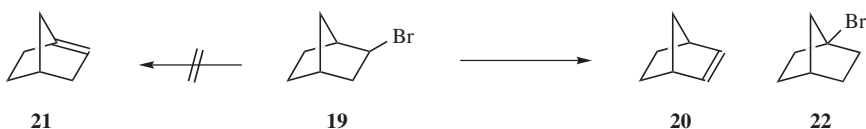
⁷⁷Beltrame, P.; Biale, G.; Lloyd, D.J.; Parker, A.J.; Ruane, M.; Winstein, S. *J. Am. Chem. Soc.* **1972**, *94*, 2240; Beltrame, P.; Ceccon, A.; Winstein, S. *J. Am. Chem. Soc.* **1972**, *94*, 2315.

(3) the reactivity order is tertiary > secondary > primary, the opposite of the normal E2 order (p. 1503); (4) the elimination is always anti- (syn-elimination is not found), but in cyclohexyl systems, a diequatorial anti-elimination is about as favorable as a diaxial anti-elimination (unlike the normal E2 reaction, p. 1481); (5) they follow Zaitsev's rule (see below), where this does not conflict with the requirement for anti-elimination.

Regiochemistry of the Double Bond

With some substrates, a β hydrogen is present on only one carbon and (barring rearrangements) there is no doubt as to the identity of the product. For example, $\text{PhCH}_2\text{CH}_2\text{Br}$ can give only $\text{PhCH}=\text{CH}_2$. However, in many other cases two or three alkenyl products are possible. In the simplest such case, a *sec*-butyl compound can give either 1- or 2-butene. There are a number of rules that enable us to predict, in many instances, which product will predominantly form.⁷⁸

1. No matter what the mechanism, a double bond does not go to a bridgehead carbon unless the ring sizes are large enough (Bredt's rule, see p. 229). This means, for example, not only that **19** gives only **20** and not **21** (indeed **21** is not a known compound), but also that **22** does not undergo elimination.



2. No matter what the mechanism, if there is a double bond ($\text{C}=\text{C}$ or $\text{C}=\text{O}$) or an aromatic ring already in the molecule that can be in conjugation with the new double bond, the conjugated product usually predominates, sometimes even when the stereochemistry is unfavorable (for an exception, see p. 1501).
3. In the E1 mechanism the leaving group is gone before the choice is made as to which direction the new double bond takes. Therefore the direction is determined almost entirely by the relative stabilities of the two (or three) possible alkenes. In such cases, *Zaitsev's rule*⁷⁹ operates. This rule states that *the double bond goes mainly toward the most highly substituted carbon*. That is, a *sec*-butyl compound gives more 2-butene than 1-butene, and 3-bromo-2,3-dimethylpentane gives more 2,3-dimethyl-2-pentene than either 3,4-dimethyl-2-pentene or 2-ethyl-3-methyl-1-butene. Thus Zaitsev's rule predicts that the alkene predominantly formed will be the one with the largest possible number of alkyl groups on the $\text{C}=\text{C}$ carbons, and in most cases this is what is found. From heat of combustion data (see p. 29) it is known that

⁷⁸For a review of orientation in cycloalkyl systems, see Hückel, W.; Hanack, M. *Angew. Chem. Int. Ed.* **1967**, *6*, 534.

⁷⁹Often given the German spelling: Saytzeff.

alkene stability increases with alkyl substitution, although just why this should be is a matter of conjecture. The most common explanation is hyperconjugation. For E1 eliminations, Zaitsev's rule governs the orientation whether the leaving group is neutral or positive, since, as already mentioned, the leaving group is not present when the choice of direction is made. This statement does not hold for E2 eliminations, and it may be mentioned here, for contrast with later results, that E1 elimination of $\text{Me}_2\text{CHCHMeSMe}_2^+$ gave 91% of the Zaitsev product and 9% of the other.⁸⁰ However, there are cases in which the leaving group affects the direction of the double bond in E1-eliminations.⁸¹ This may be attributed to ion pairs; that is, the leaving group is not completely gone when the hydrogen departs. Zaitsev's rule breaks down in cases where the non-Zaitsev product is more stable for steric reasons. For example, E1 or E1-like eliminations of 1,2-diphenyl-2-X-propanes $\text{PhMeCXCH}_2\text{Ph}$ were reported to give ~50% $\text{CH}_2=\text{CPhCH}_2\text{Ph}$, despite the fact that the double bond of the Zaitsev product ($\text{PhMeC}=\text{CHPh}$) is conjugated with two benzene rings.⁸²

4. For the anti E2 mechanism a trans β proton is necessary; if this is available in only one direction, that is the way the double bond will form. Because of the free rotation in acyclic systems (except where steric hindrance is great), this is a factor only in cyclic systems. Where trans β hydrogens are available on two or three carbons, two types of behavior are found, depending on substrate structure and the nature of the leaving group. Some compounds follow Zaitsev's rule and give predominant formation of the most highly substituted alkene, but others follow *Hofmann's rule: The double bond goes mainly toward the least highly substituted carbon.* although many exceptions are known, the following general statements can be made: In most cases, compounds containing uncharged nucleofuges (those that come off as negative ions) follow Zaitsev's rule, just as they do in E1 elimination, no matter what the structure of the substrate. However, elimination from compounds with charged nucleofuges, for example, NR_3^+ , SR_2^+ (those that come off as neutral molecules), follow Hofmann's rule if the substrate is acyclic,⁸³ but Zaitsev's rule if the leaving group is attached to a six-membered ring.⁸⁴

Much work has been devoted to searching for the reasons for the differences in orientation. Since Zaitsev orientation almost always gives the

⁸⁰de la Mare, P.B.D. *Prog. Stereochem.* **1954**, *1*, 112.

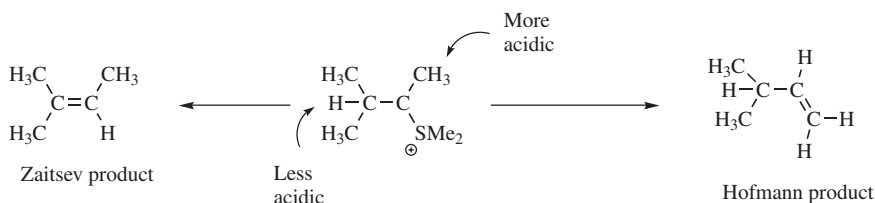
⁸¹Cram, D.J.; Sahyun, M.R.V. *J. Am. Chem. Soc.* **1963**, *85*, 1257; Silver, M.S. *J. Am. Chem. Soc.* **1961**, *83*, 3482.

⁸²Ho, I.; Smith, J.G. *Tetrahedron* **1970**, *26*, 4277.

⁸³An example of an acyclic quaternary ammonium salt that follows Zaitsev's rule is found, in Feit, I.N.; Saunders, Jr., W.H. *J. Am. Chem. Soc.* **1970**, *92*, 5615.

⁸⁴For examples where Zaitsev's rule is followed with charged leaving groups in cyclohexyl systems, see Gent, B.B.; McKenna, J. *J. Chem. Soc.* **1959**, 137; Hughes, E.D.; Wilby, J. *J. Chem. Soc.* **1960**, 4094; Brownlee, T.H.; Saunders Jr., W.H. *Proc. Chem. Soc.* **1961**, 314; Booth, H.; Franklin, N.C.; Gidley, G.C. *J. Chem. Soc. C* **1968**, 1891. For a discussion of the possible reasons for this, see Saunders, Jr., W.H.; Cockerill, A.F. *Mechanisms of Elimination Reactions*, Wiley, NY, **1973**, pp. 192–193.

thermodynamically more stable isomer, what needs to be explained is why in some cases the less stable Hofmann product predominates. Three explanations have been offered for the change in orientation in acyclic systems with a change from uncharged to charged nucleofuges. The first of these, by Hughes and Ingold,⁸⁵ is that Hofmann orientation is caused by the fact that the acidity of the β hydrogen is decreased by the presence of the electron-donating alkyl groups. For example, under E2 conditions $\text{Me}_2\text{CHCHMeSMe}_2^+$ gives more of the Hofmann product; it is the more acidic hydrogen that is removed by the base.



Of course, the CH_3 hydrogens would still be more acidic than the Me_2CH hydrogen even if a neutral leaving group were present, but the explanation of Hughes and Ingold is that acidity matters with charged and not with neutral leaving groups, because the charged groups exert a strong electron-withdrawing effect, making differences in acidity greater than they are with the less electron-withdrawing neutral groups.⁸⁵ The explanation of Bunnett⁸⁶ is similar. According to this, the change to a positive leaving group causes the mechanism to shift toward the E1cB end of the spectrum, where there is more C–H bond breaking in the rate-determining step and where, consequently, acidity is more important. In this view, when there is a neutral leaving group, the mechanism is more E1-like, C–X bond breaking is more important, and alkene stability determines the direction of the new double bond. The third explanation, by H.C. Brown, is completely different. In this picture, field effects are unimportant, and the difference in orientation is largely a steric effect caused by the fact that charged groups are usually larger than neutral ones. A CH_3 group is more open to attack than a CHR_2 group and a CHR_2 group is still less easily attacked. Of course, these considerations also apply when the leaving group is neutral, but, according to Brown, they are much less important here because the neutral groups are smaller and do not block access to the hydrogens as much. Brown showed that Hofmann elimination increases with the size of the leaving group. Thus the percentage of 1-ene obtained from $\text{CH}_3\text{CH}_2\text{CH}_2\text{CHXCH}_3$ was as follows (X listed in order of increasing size): Br, 31%; I, 30%; OTs, 48%; SMe_2^+ , 87%; SO_2Me , 89%;

⁸⁵For summaries of this position, see Ingold, C.K. *Proc. Chem. Soc.* **1962**, 265; Banthorpe, D.V.; Hughes, E.D.; Ingold, C.K. *J. Chem. Soc.* **1960**, 4054.

⁸⁶Bunnett, J.F. *Surv. Prog. Chem.* **1969**, 5, 53.

NMe_3^+ , 98%.⁸⁷ Hofmann elimination was also shown to increase with increase in bulk of the substrate.⁸⁸ With large enough compounds, Hofmann orientation can be obtained even with halides, for example, *tert*-amyl bromide gave 89% of the Hofmann product. Even those who believe in the acidity explanations concede that these steric factors operate in extreme cases.⁸⁹

There is one series of results incompatible with the steric explanation E2 elimination from the four 2-halopentanes gave the following percentages of 1-pentene: F, 83%; Cl, 37%; Br, 25%; I, 20%.⁹⁰ The same order was found for the four-2-halohexanes.⁹¹ Although there is some doubt about the relative steric requirements of Br, Cl, and I, there is no doubt that F is the smallest of the halogens, and if the steric explanation were the only valid one, the fluoroalkanes could not give predominant Hofmann orientation. Another result that argues against the steric explanation is the effect of changing the nature of the base. An experiment in which the effective size of the base was kept constant while its basicity was increased (by using as bases a series of $\text{XC}_6\text{H}_4\text{O}^-$ ions) showed that the percentage of Hofmann elimination increased with increasing base strength, although the size of the base did not change.⁹² These results are in accord with the explanation of Bunnett, since an increase in base strength moves an E2 reaction closer to the E1cB end of the spectrum. In further experiments, a large series of bases of different kinds was shown to obey linear free-energy relationships between basicity and percentage of Hofmann elimination,⁹³ although certain very large bases (e.g., 2,6-di-*tert*-butyl-phenoxide) did not obey the relationships, steric effects becoming important in these cases. How large the base must be before steric effects are observed depends on the pattern of alkyl substitution in the substrate, but not on the nucleofuge.⁹⁴ One further result may be noted. In the gas phase, elimination of H and BrH^+ or H and ClH^+ using Me_3N as the base predominantly followed Hofmann's rule,⁹⁵ although BrH^+ and ClH^+ are not very large.

⁸⁷Brown, H.C.; Wheeler, O.H. *J. Am. Chem. Soc.* **1956**, *78*, 2199.

⁸⁸Brown, H.C.; Moritani, I.; Nakagawa, M. *J. Am. Chem. Soc.* **1956**, *78*, 2190; Brown, H.C.; Moritani, I. *J. Am. Chem. Soc.* **1956**, *78*, 2203; Bartsch, R.A. *J. Org. Chem.* **1970**, *35*, 1334. See also, Charton, M. *J. Am. Chem. Soc.* **1975**, *97*, 6159.

⁸⁹For example, see Banthorpe, D.V.; Hughes, E.D.; Ingold, C.K. *J. Chem. Soc.* **1960**, 4054.

⁹⁰Saunders, Jr., W.H.; Fahrenholtz, S.R.; Caress, E.A.; Lowe, J.P.; Schreiber, M.R. *J. Am. Chem. Soc.* **1965**, *87*, 3401. Similar results were obtained by Brown, H.C.; Klimisch, R.L. *J. Am. Chem. Soc.* **1966**, *88*, 1425.

⁹¹Bartsch, R.A.; Bunnett, J.F. *J. Am. Chem. Soc.* **1968**, *90*, 408.

⁹²Froemsdorf, D.H.; Robbins, M.D. *J. Am. Chem. Soc.* **1967**, *89*, 1737. See also, Froemsdorf, D.H.; Dowd, W.; Leimer, K.E. *J. Am. Chem. Soc.* **1966**, *88*, 2345; Bartsch, R.A.; Kelly, C.F.; Pruss, G.M. *Tetrahedron Lett.* **1970**, 3795; Feit, I.N.; Breger, I.K.; Capobianco, A.M.; Cooke, T.W.; Gitlin, L.F. *J. Am. Chem. Soc.* **1975**, *97*, 2477; Feit, I.N.; Suanders, Jr., W.H. *J. Am. Chem. Soc.* **1970**, *92*, 5615.

⁹³Bartsch, R.A.; Roberts, D.K.; Cho, B.R. *J. Org. Chem.* **1979**, *44*, 4105.

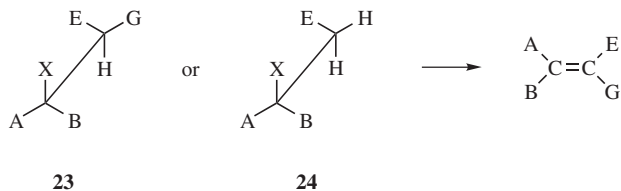
⁹⁴Bartsch, R.A.; Read, R.A.; Larsen, D.T.; Roberts, D.K.; Scott, K.J.; Cho, B.R. *J. Am. Chem. Soc.* **1979**, *101*, 1176.

⁹⁵Angelini, G.; Lilla, G.; Speranza, M. *J. Am. Chem. Soc.* **1989**, *111*, 7393.

- Only a few investigations on the orientation of syn E2 eliminations have been carried out, but these show that Hofmann orientation is greatly favored over Zaitsev.⁹⁶
- In the E1cB mechanism the question of orientation seldom arises because the mechanism is generally found only where there is an electron-withdrawing group in the β position, and that is where the double bond goes.
- As already mentioned, E2C reactions show a strong preference for Zaitsev orientation.⁹⁷ In some cases, this can be put to preparative use. For example, the compound $\text{PhCH}_2\text{CHOTsCHMe}_2$ gave $\sim 98\%$ $\text{PhCH}=\text{CHCHMe}_2$ under the usual E2 reaction conditions (*t*-BuOK in *t*-BuOH). In this case, the double bond goes to the side with more hydrogens because on that side it will be able to conjugate with the benzene ring. However, with the weak base $\text{Bu}_4\text{N}^+ \text{Br}^-$ in acetone the Zaitsev product $\text{PhCH}_2\text{CH}=\text{CMe}_2$ was formed in 90% yield.⁹⁸

Stereochemistry of the Double Bond

When elimination takes place on a compound of the form $\text{CH}_3\text{-CABX}$ or CHAB-CGGX , the new alkene does not have cis-trans isomerism, but for compounds of the form CHEG-CABX (E and G *not* H) (**23**) and $\text{CH}_2\text{E-CABX}$ (**24**), cis and trans isomers are possible. When the anti E2 mechanism is in operation, **23** gives the isomer



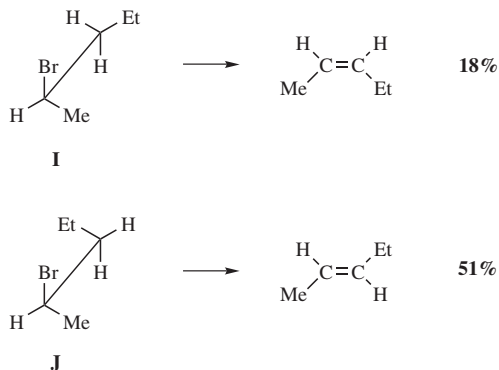
arising from trans orientation of X and H and, as we have seen before (p. 1478), an erythro compound gives the cis alkene and a threo compound the trans. For **24**, two conformations are possible for the transition state; these lead to different isomers and often both are obtained. However, the one that predominates is often determined by an eclipsing effect.⁹⁹ For example, Zaitsev elimination from 2-bromopentane can occur as follows:

⁹⁶Sicher, J.; Svoboda, M.; Pánková, M.; Závada, J. *Collect. Czech. Chem. Commun.* **1971**, *36*, 3633; Bailey, D.S.; Saunders, Jr., W.H. *J. Am. Chem. Soc.* **1970**, *92*, 6904.

⁹⁷For example; see Ono, N. *Bull. Chem. Soc. Jpn.* **1971**, *44*, 1369; Bailey, D.S.; Saunders, Jr., W.H. *J. Org. Chem.* **1973**, *38*, 3363; Muir, D.M.; Parker, A.J. *J. Org. Chem.* **1976**, *41*, 3201.

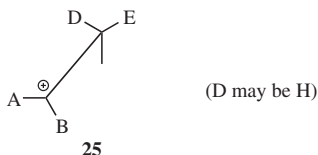
⁹⁸Lloyd, D.J.; Muir, D.M.; Parker, A.J. *Tetrahedron Lett.* **1971**, 3015

⁹⁹See Cram, D.J.; Greene, F.D.; DePuy, C.H. *J. Am. Chem. Soc.* **1956**, *78*, 790; Cram, D.G., in Newman, M.S. *Steric Effects in Organic Chemistry*, Wiley, NY, **1956**, pp. 338–345.



In conformation **I**, the ethyl group is between Br and Me, while in **J** it is between Br and H. This means that **J** is more stable, and most of the elimination should occur from this conformation. This is indeed what happens, and 51% of the trans isomer is formed (with KOEt) compared to 18% of the cis (the rest is the Hofmann product).¹⁰⁰ These effects become larger with increasing size of A, B, and E.

However, eclipsing effects are not the only factors that affect the cis/trans ratio in anti E2 eliminations. Other factors are the nature of the leaving group, the base, the solvent, and the substrate. Not all these effects are completely understood.¹⁰¹



For E1 eliminations, if there is a free carbocation (**25**), it is free to rotate, and no matter what the geometry of the original compound, the more stable situation is the one where the larger of the D–E pair is opposite the smaller of the A–B pair and the corresponding alkene should form. If the carbocation is not completely free, then to that extent, E2-type products are formed. Similar considerations apply in E1cB eliminations.¹⁰²

REACTIVITY

In this section, we examine the effects of changes in the substrate, base, leaving group, and medium on (1) overall reactivity, (2) E1 versus E2 versus E1cB,¹⁰³ and (3) elimination versus substitution.

¹⁰⁰Brown, H.C.; Wheeler, O.H. *J. Am. Chem. Soc.* **1956**, *78* 2199.

¹⁰¹For discussions, see Bartsch, R.A.; Bunnett, J.F. *J. Am. Chem. Soc.* **1969**, *91*, 1376, 1382; Feit, I.N.; Saunders, Jr., W.H. *J. Am. Chem. Soc.* **1970**, *92*, 1630, 5615; Alunni, S.; Baciocchi, E. *J. Chem. Soc. Perkin Trans. 2* **1976**, 877; Saunders, Jr., W.H.; Cockerill, A.F. *Mechanisms of Elimination Reactions*, Wiley, NY, **1973**, pp. 165–193.

¹⁰²See, for example, Redman, R.P.; Thomas, P.J.; Stirling, C.J.M. *J. Chem. Soc., Chem. Commun.* **1978**, 43.

¹⁰³For discussions, see Cockerill, A.F.; Harrison, R.G., in Patai, S. *The Chemistry of Functional Groups*, Supplement A, pt. 1, Wiley, NY, **1977**, pp. 178–189.

Effect of Substrate Structure

1. *Effect on Reactivity.* We refer to the carbon containing the nucleofuge (X) as the α carbon and to the carbon that loses the positive species as the β carbon. Groups attached to the α or β carbons can exert at least four kinds of influence:
 - a. They can stabilize or destabilize the incipient double bond (both α and β groups).
 - b. They can stabilize or destabilize an incipient negative charge, affecting the acidity of the proton (β groups only).
 - c. They can stabilize or destabilize an incipient positive charge (α groups only).
 - d. They can exert steric effects (e.g., eclipsing effects) (both α and β groups).

Effects a and d can apply in all three mechanisms, although steric effects are greatest for the E2 mechanism. Effect b does not apply in the E1 mechanism, and effect c does not apply in the E1cB mechanism. Groups, such as Ar and C=C, increase the rate by any mechanism, except perhaps when formation of the C=C bond is not the rate-determining step, whether they are α or β (effect a). Electron-withdrawing groups increase the acidity when in the β position, but have little effect in the α position unless they also conjugate with the double bond. Thus Br, Cl, CN, Ts, NO₂, CN, and SR in the β position all increase the rate of E2 eliminations.

2. *Effect on E1 versus E2 versus E1cB.* The α alkyl and α aryl groups stabilize the carbocation character of the transition state, shifting the spectrum toward the E1 end. β alkyl groups also shift the mechanism toward E1, since they *decrease* the acidity of the hydrogen. However, β aryl groups shift the mechanism the other way (toward E1cB) by stabilizing the carbanion. Indeed, as we have seen (p. \$\$\$), all electron-withdrawing groups in the β position shift the mechanism toward E1cB.¹⁰⁴ α alkyl groups also increase the extent of elimination with weak bases (E2C reactions).
3. *Effect on Elimination versus Substitution.* Under second-order conditions, a branching increases elimination, to the point where tertiary substrates undergo few S_N2 reactions, as we saw in Chapter 10. For example, Table 17.2 shows results on some simple alkyl bromides. Similar results were obtained with SMe₂⁺ as the leaving group.¹⁰⁵ Two reasons can be presented for this trend. One is statistical: As a branching increases, there are usually more hydrogens for the base to attack. The other is that a branching presents steric hindrance to attack of the base at the carbon. Under first-order conditions, increased a branching also increases the amount of elimination (E1 vs. S_N1), although not

¹⁰⁴For a review of eliminations with COOH, COOR, CONH₂, and CN groups in the β position, see Butskus, P.F.; Denis, G.I. *Russ. Chem. Rev.* **1966**, 35, 839.

¹⁰⁵Dhar, M.L.; Hughes, E.D.; Ingold, C.K.; Masterman, S. *J. Chem. Soc.* **1948**, 2055.

TABLE 17.2. The Effect of α and β Branching on the Rate of E2 Elimination and the Amount of Alkene Formed^a

Substrate	Temperature, °C	Alkene, %	Rate $\times 10^5$ of E2 Reaction	Reference
CH ₃ CH ₂ Br	55	0.9	1.6	108
(CH ₃) ₂ CHBr	24	80.3	0.237	109
(CH ₃) ₃ CBr	25	97	4.17	107
CH ₃ CH ₂ CH ₂ Br	55	8.9	5.3	105
(CH ₃) ₂ CHCH ₂ Br	55	59.5	8.5	105

^aThe reactions were between the alkyl bromide and ⁻OEt. The rate for isopropyl bromide was actually greater than that for ethyl bromide, if the temperature difference is considered. Neopentyl bromide, the next compound in the β -branching series, cannot be compared because it has no β -hydrogen and cannot give an elimination product without rearrangement.

so much, and usually the substitution product predominates. For example, solvolysis of *tert*-butyl bromide gave only 19% elimination¹⁰⁶ (cf. with Table 17.2). β Branching also increases the amount of E2 elimination with respect to S_N2 substitution (Table 17.2), not because elimination is faster, but because the S_N2 mechanism is so greatly slowed (p. 478). Under first-order conditions too, β branching favors elimination over substitution, probably for steric reasons.¹⁰⁷ However, E2 eliminations from compounds with charged leaving groups are slowed by β branching. This is related to Hofmann's rule (p. 1498). Electron-withdrawing groups in the β position not only increase the rate of E2 eliminations and shift the mechanisms toward the E1cB end of the spectrum, but also increase the extent of elimination as opposed to substitution.

Effect of the Attacking Base

- 1. Effect on E1 versus E2 versus E1cB.** In the E1 mechanism, an external base is generally not required: The solvent acts as the base. Hence, when external bases are added, the mechanism is shifted toward E2. Stronger bases and higher base concentrations cause the mechanism to move toward the E1cB end of the E1-E2-E1cB spectrum.¹¹⁰ However, weak bases in polar aprotic solvents can also be effective in elimination reactions with certain substrates (the E2C reaction). Normal E2 elimination has been accomplished with the following bases:¹¹¹ H₂O, NR₃, ⁻OH, ⁻OAc, ⁻OR, ⁻OAr, ⁻NH₂, CO₃²⁻,

¹⁰⁶Dhar, M.L.; Hughes, E.D.; Ingold, C.K. *J. Chem. Soc.* **1948**, 2058.

¹⁰⁷Hughes, M.L.; Ingold, C.K.; Maw, G.A. *J. Chem. Soc.* **1948**, 2065.

¹⁰⁸Hughes, E.D.; Ingold, C.K.; Maw, G.A. *J. Chem. Soc.* **1948**, 2072; Hughes, E.D.; Ingold, C.K.; Woolf, L.I. *J. Chem. Soc.* **1948**, 2084.

¹⁰⁹Brown, H.C.; Berneis, H.L. *J. Am. Chem. Soc.* **1953**, 75, 10.

¹¹⁰For a review, see Baciocchi, E. *Acc. Chem. Res.* **1979**, 12, 430. See also, Baciocchi, E.; Ruzziconi, R.; Sebastiani, G.V. *J. Org. Chem.* **1980**, 45, 827.

¹¹¹This list is from Banthorpe, D.V. *Elimination Reactions*; Elsevier, NY, **1963**, p. 4.

LiAlH_4 , I^- , CN^- , and organic bases. However, the only bases of preparative importance in the normal E2 reaction are OH^- , OR^- , and NH_2^- , usually in the conjugate acid as solvent, and certain amines. Weak bases effective in the E2C reaction are Cl^- , Br^- , F^- , OAc^- , and RS^- . These bases are often used in the form of their R_4N^+ salts.

2. *Effect on Elimination versus Substitution.* Strong bases not only benefit E2 as against E1, but also benefit elimination as against substitution. With a high concentration of strong base in a non-ionizing solvent, bimolecular mechanisms are favored and E2 predominates over $\text{S}_{\text{N}}2$. At low base concentrations, or in the absence of base altogether, in ionizing solvents, unimolecular mechanisms are favored, and the $\text{S}_{\text{N}}1$ mechanism predominates over the E1. In Chapter 10, it was pointed out that some species are strong nucleophiles, but weak bases (p. 490). The use of these obviously favors substitution, except that, as we have seen, elimination can predominate if polar aprotic solvents are used. It has been shown for the base cyanide that in polar aprotic solvents, the less the base is encumbered by its counterion in an ion pair (i.e., the freer the base), the more substitution is favored at the expense of elimination.¹¹²

Effect of the Leaving Group

1. *Effect on Reactivity.* The leaving groups in elimination reactions are similar to those in nucleophilic substitution. The E2 eliminations have been performed with the following groups: NR_3^+ , PR_3^+ , SR_2^+ , OHR^+ , SO_2R , OSO_2R , OCOR , OOH , OOR , NO_2 ,¹¹³ F, Cl, Br, I, and CN (not OH_2^+). The E1 eliminations have been carried out with: NR_3^+ , SR_2^+ , OH_2^+ , OHR^+ , OSO_2R , OCOR , Cl, Br, I, and N_2^+ .¹¹⁴ However, the major leaving groups for preparative purposes are OH_2^+ (always by E1) and Cl, Br, I, and NR_3^+ (usually by E2).
2. *Effect on E1 versus E2 versus E1cB.* Better leaving groups shift the mechanism toward the E1 end of the spectrum, since they make ionization easier. This effect has been studied in various ways. One way already mentioned was a study of ρ values (p. 1495). Poor leaving groups and positively charged leaving groups shift the mechanism toward the E1cB end of the spectrum because the strong electron-withdrawing field effects increase the acidity of the β hydrogen.¹¹⁵ The E2C reaction is favored by good leaving groups.
3. *Effect on Elimination versus Substitution.* As we have already seen (p. 1487), for first-order reactions the leaving group has nothing to do with the

¹¹²Loupy, A.; Seyden-Penne, J. *Bull. Soc. Chim. Fr.* **1971**, 2306.

¹¹³For a review of eliminations in which NO_2 is a leaving group, see Ono, N., in Feuer, H.; Nielsen, A.T. *Nitro Compounds; Recent Advances in Synthesis and Chemistry*, VCH, NY, **1990**, pp. 1-135, 86-126.

¹¹⁴These lists are from Banthorpe, D.V. *Elimination Reactions*, Elsevier, NY, **1963**, pp. 4, 7.

¹¹⁵For a discussion of leaving-group ability, see Stirling, C.J.M. *Acc. Chem. Res.* **1979**, *12*, 198. See also, Varma, M.; Stirling, C.J.M. *J. Chem. Soc., Chem. Commun.* **1981**, 553.

competition between elimination and substitution, since it is gone before the decision is made as to which path to take. However, where ion pairs are involved, this is not true, and results have been found where the nature of the leaving group does affect the product.¹¹⁶ In second-order reactions, the elimination/substitution ratio is not greatly dependent on a halide leaving group, although there is a slight increase in elimination in the order $I > Br > Cl$. When OTs is the leaving group, there is usually much more substitution. For example, $n\text{-C}_{18}\text{H}_{37}\text{Br}$ treated with $t\text{-BuOK}$ gave 85% elimination, while $n\text{-C}_{18}\text{H}_{37}\text{OTs}$ gave, under the same conditions, 99% substitution.¹¹⁷ On the other hand, positively charged leaving groups increase the amount of elimination.

Effect of the Medium

1. *Effect of Solvent on E1 versus E2 versus E1cB.* With any reaction a more polar environment enhances the rate of mechanisms that involve ionic intermediates. For neutral leaving groups, it is expected that E1 and E1cB mechanisms will be aided by increasing polarity of solvent and by increasing ionic strength. With certain substrates, polar aprotic solvents promote elimination with weak bases (the E2C reaction).
2. *Effect of Solvent on Elimination versus Substitution.* Increasing polarity of solvent favors S_N2 reactions at the expense of E2. In the classical example, alcoholic KOH is used to effect elimination, while the more polar aqueous KOH is used for substitution. Charge-dispersal discussions, similar to those on p. 503,¹¹⁸ only partially explain this. In most solvents, S_N1 reactions are favored over E1. The E1 reactions compete best in polar solvents that are poor nucleophiles, especially dipolar aprotic solvents.¹¹⁹ A study made in the gas phase, where there is no solvent, has shown that when 1-bromopropane reacts with MeO^- only elimination takes place (no substitution) even with this primary substrate.¹²⁰
3. *Effect of Temperature.* Elimination is favored over substitution by increasing temperature, whether the mechanism is first or second order.¹²¹ The reason is that the activation energies of eliminations are higher than those of substitutions (because eliminations have greater changes in bonding).

¹¹⁶For example, see Skell, P.S.; Hall, W.L. *J. Am. Chem. Soc.* **1963**, 85, 2851; Cocivera, M.; Winstein, S. *J. Am. Chem. Soc.* **1963**, 85, 1702; Feit, I.N.; Wright, D.G. *J. Chem. Soc., Chem. Commun.* **1975**, 776. See, however, Cavazza, M. *Tetrahedron Lett.* **1975**, 1031.

¹¹⁷Veeravagu, P.; Arnold, R.T.; Eigenmann, E.W. *J. Am. Chem. Soc.* **1964**, 86, 3072.

¹¹⁸Cooper, K.A.; Dhar, M.L.; Hughes, E.D.; Ingold, C.K.; MacNulty, B.J.; Woolf, L.I. *J. Chem. Soc.* **1948**, 2043.

¹¹⁹Aksnes, G.; Stensland, P. *Acta Chem. Scand.* **1989**, 43, 893, and references cited therein.

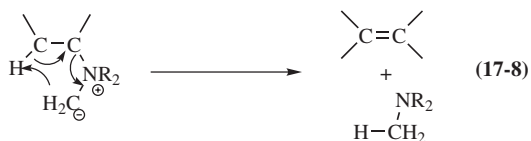
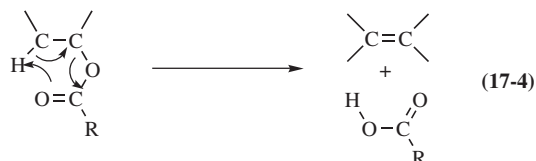
¹²⁰Jones, M.E.; Ellison, G.B. *J. Am. Chem. Soc.* **1989**, 111, 1645. For a different result with other reactants, see Lum, R.C.; Grabowski, J.J. *J. Am. Chem. Soc.* **1988**, 110, 8568.

¹²¹Cooper, K.A.; Hughes, E.D.; Ingold, C.K.; Maw, G.A.; MacNulty, B.J. *J. Chem. Soc.* **1948**, 2049.

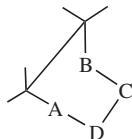
MECHANISMS AND ORIENTATION IN PYROLYTIC ELIMINATIONS

Mechanisms¹²²

Several types of compound undergo elimination on heating, with no other reagent present. Reactions of this type are often run in the gas phase. The mechanisms are obviously different from those already discussed, since all those require a base (which may be the solvent) in one of the steps, and there is no base or solvent present in pyrolytic elimination. Two mechanisms have been found to operate. One involves a cyclic transition state, which may be four, five, or six membered. Examples of each size are



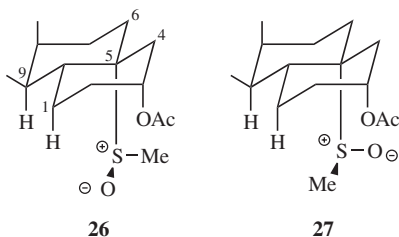
In this mechanism, the two groups leave at about the same time and bond to each other as they are doing so. The designation is E^i in the Ingold terminology and *cyclo-D_ED_NA_n* in the IUPAC system. The elimination must be syn and, for the four- and five-membered transition states, the four or five atoms making up the ring must be coplanar. Coplanarity is not required for the six-membered transition state, since there is room for the outside atoms when the leaving atoms are staggered.



¹²²For reviews, see Taylor, R., in Patai, S. *The Chemistry of Functional Groups, Supplement B*, pt. 2, Wiley, NY, 1979, pp. 860–914; Smith, G.G.; Kelly, F.W. *Prog. Phys. Org. Chem.* 1971, 8, 75, pp. 76–143, 207–234; in Bamford, C.H.; Tipper, C.F.H. *Comprehensive Chemical Kinetics*, Vol. 5, Elsevier, NY, 1972, the articles by Swinbourne, E.S. pp. 149–233 (pp. 158–188), and by Richardson, W.H.; O’Neal, H.E. pp. 381–565 (pp. 381–446); Maccoll, A. *Adv. Phys. Org. Chem.* 1965, 3, 91. For reviews of mechanisms in pyrolytic eliminations of halides, see Egger, K.W.; Cocks, A.T., in Patai’s *The Chemistry of the Carbon-Halogen Bond*, pt. 2, Wiley, NY, 1973, pp. 677–745; Maccoll, A. *Chem. Rev.* 1969, 69, 33.

As in the E2 mechanism, it is not necessary that the C–H and C–X bond be equally broken in the transition state. In fact, there is also a spectrum of mechanisms here, ranging from a mechanism in which C–X bond breaking is a good deal more advanced than C–H bond breaking to one in which the extent of bond breaking is virtually identical for the two bonds. Evidence for the existence of the Eⁱ mechanism is

1. The kinetics are first order, so only one molecule of the substrate is involved in the reaction (i.e., if one molecule attacked another, the kinetics would be second order in substrate).¹²³
2. Free-radical inhibitors do not slow the reactions, so no free-radical mechanism is involved.¹²⁴
3. The mechanism predicts exclusive syn elimination, and this behavior has been found in many cases.¹²⁵ The evidence is inverse to that for the anti E2 mechanism and generally involves the following facts: (1) an erythro isomer gives a trans alkene and a threo isomer gives a cis alkene; (2) the reaction takes place only when a cis β hydrogen is available; (3) if, in a cyclic compound, a cis hydrogen is available on only one side, the elimination goes in that direction. Another piece of evidence involves a pair of steroid molecules. In 3β-acetoxy-(R)-5α-methylsulfinylcholestane (**26** shows rings A and B of this compound) and in 3β-acetoxy-(S)-5α-methylsulfinylcholestane (**27**: rings A and B), the *only* difference is the configuration of



oxygen and methyl about the sulfur. Yet pyrolysis of **26** gave only elimination to the 4-side (86% 4-ene), while **27** gave predominant elimination to the 6-side (65% 5-ene and 20% 4-ene).¹²⁶ Models show that interference from the 1- and 9-hydrogens causes the two groups on the sulfur to lie *in front of it* with respect to the rings, rather than behind it. Since the sulfur is chiral, this

¹²³O'Connor, G.L.; Nace, H.R. *J. Am. Chem. Soc.* **1953**, *75*, 2118.

¹²⁴Barton, D.H.R.; Head, A.J.; Williams, R.J. *J. Chem. Soc.* **1953**, 1715.

¹²⁵In a few instances anti or nonstereoselective elimination has been found; this behavior is generally ascribed to the intervention of other mechanisms. For example, see Bordwell, F.G.; Landis, P.S. *J. Am. Chem. Soc.* **1958**, *80*, 2450, 6383; Briggs, W.S.; Djerassi, C. *J. Org. Chem.* **1968**, *33*, 1625; Smitsman, E.E.; Li, J.P.; Creese, M.W. *J. Org. Chem.* **1970**, *35*, 1352.

¹²⁶Jones, D.N.; Saeed, M.A. *Proc. Chem. Soc.* **1964**, 81. See also, Goldberg, S.I.; Sahli, M.S. *J. Org. Chem.* **1967**, *32*, 2059.

- means that in **26** the oxygen is near the 4-hydrogen, while in **27** it is near the 6-hydrogen. This experiment is compatible only with syn-elimination.¹²⁷
4. The ¹⁴C isotope effects for the Cope elimination (**17-9**) show that both the C-H and C-N bonds have been extensively broken in the transition state.¹²⁸
 5. Some of these reactions have been shown to exhibit negative entropies of activation, indicating that the molecules are more restricted in geometry in the transition state than they are in the starting compound.

Where a pyrolytic elimination lies on the mechanistic spectrum seems to depend mostly on the leaving group. When this is halogen, all available evidence suggests that in the transition state the C-X bond is cleaved to a much greater extent than the C-H bond, that is, there is a considerable amount of carbocation character in the transition state. This is in accord with the fact that a completely nonpolar four-membered cyclic transition state violates the Woodward-Hoffmann rules (see the similar case of **15-63**). Evidence for the carbocation-like character of the transition state when halide is the leaving group is that relative rates are in the order $I > Br > Cl$ ¹²⁹ (see p. 496), and that the effects of substituents on reaction rates are in accord with such a transition state.¹³⁰ Rate ratios for pyrolysis of some alkyl bromides at 320°C were ethyl bromide, 1; isopropyl bromide, 280; *tert*-butyl bromide, 78,000. Also, α -phenylethyl bromide had about the same rate as *tert*-butyl bromide. On the other hand, β -phenylethyl bromide was only slightly faster than ethyl bromide.¹³¹ This indicates that C-Br cleavage was much more important in the transition state than C-H cleavage, since the incipient carbocation was stabilized by a alkyl and α -aryl substitution, while there was no incipient carbanion to be stabilized by β -aryl substitution. These substituent effects, as well as those for other groups, are very similar to the effects found for the S_N1 mechanism and thus in very good accord with a carbocation-like transition state.

For carboxylic esters, the rate ratios were much smaller,¹³² although still in the same order, so that this reaction is closer to a pure Eⁱ mechanism, although the transition state still has some carbocationic character. Other evidence for a greater initial C-O cleavage with carboxylic esters is that a series of 1-arylethyl acetates followed σ^+ rather than σ , showing carbocationic character at the 1 position.¹³³

¹²⁷For other evidence for syn-elimination, see Curtin, D.Y.; Kellom, D.B. *J. Am. Chem. Soc.* **1953**, *75*, 6011; Skell, P.S.; Hall, W.L. *J. Am. Chem. Soc.* **1964**, *86*, 1557; Bailey, W.J.; Bird, C.N. *J. Org. Chem.* **1977**, *42*, 3895.

¹²⁸Wright, D.R.; Sims, L.B.; Fry, A. *J. Am. Chem. Soc.* **1983**, *105*, 3714.

¹²⁹Maccoll, A., in Patai, S. *The Chemistry of Alkenes*, Vol. 1, Wiley, NY, **1964**, pp. 215-216.

¹³⁰For reviews of such studies, see Maccoll, A. *Chem. Rev.* **1969**, *69*, 33.

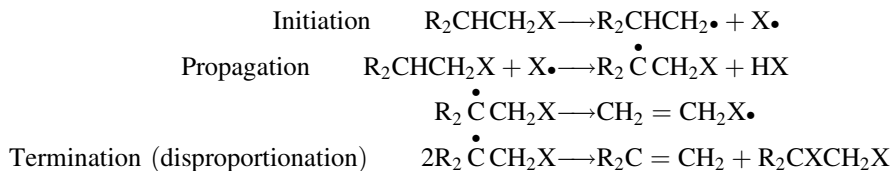
¹³¹For rate studies of pyrolysis of some β -alkyl substituted ethyl bromides, see Chuchani, G.; Rotinov, A.; Dominguez, R.M.; Martin, I. *Int. J. Chem. Kinet.* **1987**, *19*, 781.

¹³²For example, see Scheer, J.C.; Kooyman, E.C.; Sixma, F.L.J. *Recl. Trav. Chim. Pays-Bas* **1963**, *82*, 1123. See also, Louw, R.; Vermeeren, H.P.W.; Vogelzang, M.W. *J. Chem. Soc. Perkin Trans. 2* **1983**, 1875.

¹³³Taylor, R.; Smith, G.G.; Wetzel, W.H. *J. Am. Chem. Soc.* **1962**, *84*, 4817; Smith, G.G.; Jones, D.A.K.; Brown, D.F. *J. Org. Chem.* **1963**, *28*, 403; Taylor, R. *J. Chem. Soc. Perkin Trans. 2* **1978**, 1255. See also, Ottenbrite, R.M.; Brockington, J.W. *J. Org. Chem.* **1974**, *39*, 2463; Jordan, E.A.; Thorne, M.P. *J. Chem. Soc. Perkin Trans. 2* **1984**, 647; August, R.; McEwen, I.; Taylor, R. *J. Chem. Soc. Perkin Trans. 2* **1987**, 1683, and other papers in this series; Al-Awadi, N.A. *J. Chem. Soc. Perkin Trans. 2* **1990**, 2187.

The extent of E1 character in the transition state increases in the following order of ester types: acetate < phenylacetate < benzoate < carbamate < carbonate.¹³⁴ Cleavage of xanthates (**17-5**), cleavage of sulfoxides (**17-12**), the Cope reaction (**17-9**), and reaction **17-8** are probably very close to straight Eⁱ mechanisms.¹³⁵

The second type of pyrolysis mechanism is completely different and involves free radicals. Initiation occurs by pyrolytic homolytic cleavage. The remaining steps may vary, and a few are shown



Free-radical mechanisms are mostly found in pyrolyses of polyhalides and of primary monohalides,¹³⁶ although they also have been postulated in pyrolysis of certain carboxylic esters.¹³⁷ β -Elimination of tosyl radicals is known.¹³⁸ Much less is known about these mechanisms and we will not consider them further. Free-radical eliminations in solution are also known, but are rare.¹³⁹

Orientation in Pyrolytic Eliminations

As in the E1-E2-E1cB mechanistic spectrum, Bredt's rule applies; and if a double bond is present, a conjugated system will be preferred, if sterically possible. Apart from these considerations, the following statements can be made for Eⁱ eliminations:

1. In the absence of considerations mentioned below, orientation is statistical and is determined by the number of β hydrogens available (therefore *Hofmann's rule* is followed). For example, *sec*-butyl acetate gives 55–62%

¹³⁴Taylor, R. *J. Chem. Soc. Perkin Trans. 2* **1975**, 1025.

¹³⁵For a review of the mechanisms of **17-12**, **17-9**, and the pyrolysis of sulfilimines, see Oae, S.; Furukawa, N. *Tetrahedron* **1977**, *33*, 2359.

¹³⁶For example, see Barton, D.H.R.; Howlett, K.E. *J. Chem. Soc.* **1949**, 155, 165.

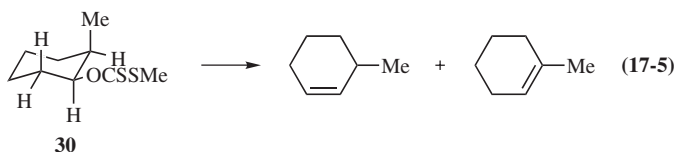
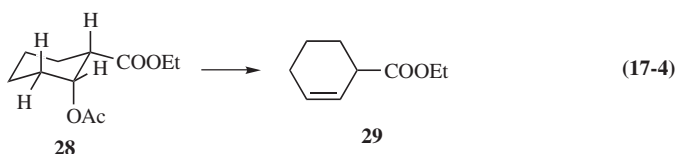
¹³⁷For example, see Rummens, F.H.A. *Recl. Trav. Chim. Pays-Bas* **1964**, *83*, 901; Louw, R.; Kooyman, E.C. *Recl. Trav. Chim. Pays-Bas* **1965**, *84*, 1511.

¹³⁸Timokhin, V.I.; Gastaldi, S.; Bertrand, M.P.; Chatgililoglu, C. *J. Org. Chem.* **2003**, *68*, 3532.

¹³⁹For examples; see Kampmeier, J.A.; Geer, R.P.; Meskin, A.J.; D'Silva, R.M. *J. Am. Chem. Soc.* **1966**, *88*, 1257; Kochi, J.K.; Singleton, D.M.; Andrews, L.J. *Tetrahedron* **1968**, *24*, 3503; Boothe, T.E.; Greene Jr., J.L.; Shevlin, P.B. *J. Org. Chem.* **1980**, *45*, 794; Stark, T.J.; Nelson, N.T.; Jensen, F.R. *J. Org. Chem.* **1980**, *45*, 420; Kochi, J.K. *Organic Mechanisms and Catalysis*, Academic Press, NY, **1978**, pp. 346–349; Kamimura, A.; Ono, N. *J. Chem. Soc., Chem. Commun.* **1988**, 1278.

1-butene and 38–45% 2-butene,¹⁴⁰ which is close to the 3:2 distribution predicted by the number of hydrogens available.¹⁴¹

2. A cis β hydrogen is required. Therefore in cyclic systems, if there is a cis hydrogen on only one side, the double bond will go that way. However, when there is a six-membered transition state, this does not necessarily mean that the leaving groups must be cis to each other, since such transition states need not be completely coplanar. If the leaving group is axial, then the hydrogen obviously must be equatorial (and consequently cis to the leaving group), since the transition state cannot be realized when the groups are both axial. But if the leaving group is equatorial, it can form a transition state with a β hydrogen that is either axial (hence, cis) or equatorial (hence, trans). Thus **28**, in which the leaving group is most likely axial, does not form a double bond in the



direction of the carboxyl group, even although that would be conjugated, because there is no equatorial hydrogen on that side. Instead it gives 100% **29**.¹⁴² On the other hand, **30**, with an equatorial leaving group, gives ~50% of each alkene, even although, for elimination to the 1-ene, the leaving group must go off with a trans hydrogen.¹⁴³

3. In some cases, especially with cyclic compounds, the more stable alkene forms and Zaitsev's rule applies. For example, menthyl acetate gives 35% of the Hofmann product and 65% of the Zaitsev, even although a cis β hydrogen is present on both sides and the statistical distribution is the other way. A similar result was found for the pyrolysis of menthyl chloride.¹⁴⁴
4. There are also steric effects. In some cases, the direction of elimination is determined by the need to minimize steric interactions in the transition state or to relieve steric interactions in the ground state.

¹⁴⁰Froemdsdorf, D.H.; Collins, C.H.; Hammond, G.S.; DePuy, C.H. *J. Am. Chem. Soc.* **1959**, *81*, 643; Haag, W.O.; Pines, H. *J. Org. Chem.* **1959**, *24*, 877.

¹⁴¹DePuy, C.H.; King, R.W. *Chem. Rev.* **1960**, *60*, 431, have tables showing the product distribution for many cases.

¹⁴²Bailey, W.J.; Baylouny, R.A. *J. Am. Chem. Soc.* **1959**, *81*, 2126.

¹⁴³Botteron D.G.; Shulman, G.P. *J. Org. Chem.* **1962**, *27*, 2007.

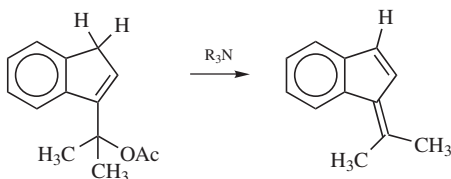
¹⁴⁴Barton, D.H.R.; Head, A.J.; Williams, R.J. *J. Chem. Soc.* **1952**, 453; Bamkole, T.; Maccoll, A. *J. Chem. Soc. B* **1970**, 1159.

1,4 Conjugate Eliminations¹⁴⁵

1,4-Eliminations of the type



are much rarer than conjugate additions (Chapter 15), but some examples are known.¹⁴⁶ One such is¹⁴⁷

**REACTIONS**

First, we consider reactions in which a C=C or a C≡C bond is formed. From a synthetic point of view, the most important reactions for the formation of double bonds are **17-1** (usually by an E1 mechanism), **17-7**, **17-13**, and **17-22** (usually by an E2 mechanism), and **17-4**, **17-5**, and **17-9** (usually by an Eⁱ mechanism). The only synthetically important method for the formation of triple bonds is **17-13**.¹⁴⁸ In the second section, we treat reactions in which C≡N bonds and C=N bonds are formed, and then eliminations that give C=O bonds and diazoalkanes. Finally, we discuss extrusion reactions.

REACTIONS IN WHICH C=C AND C≡C BONDS ARE FORMED**A. Reactions in which Hydrogen Is Removed from One Side**

In **17-1–17-6**, the other leaving atom is oxygen. In **17-7–17-11**, it is nitrogen. For reactions in which hydrogen is removed from both sides, see **19-1–19-6**.

¹⁴⁵Taylor, R., in Patai *The Chemistry of Functional Groups, Supplement B*, pt. 2, Wiley, NY, **1979**, pp. 885–890; Smith, G.G.; Mutter, L.; Todd, G.P. *J. Org. Chem.* **1977**, *42*, 44; Chuchani, G.; Dominguez, R.M. *Int. J. Chem. Kinet.* **1981**, *13*, 577; Hernández, A.; Chuchani, G. *Int. J. Chem. Kinet.* **1983**, *15*, 205.

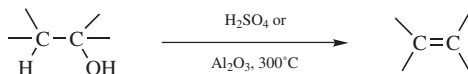
¹⁴⁶For a review of certain types of 1,4- and 1,6-eliminations, see Wakselman, M. *Nouv. J. Chem.* **1983**, *7*, 439.

¹⁴⁷Thibblin, A. *J. Chem. Soc. Perkin Trans. 2* **1986**, 321; Ölwegård, M.; Ahlberg, P. *Acta Chem. Scand.* **1990**, *44*, 642. For studies of the stereochemistry of 1,4-eliminations, see Hill, R.K.; Bock, M.G. *J. Am. Chem. Soc.* **1978**, *100*, 637; Moss, R.J.; Rickborn, B. *J. Org. Chem.* **1986**, *51*, 1992; Ölwegård, M.; Ahlberg, P. *J. Chem. Soc., Chem. Commun.* **1989**, 1279.

¹⁴⁸For reviews of methods for preparing alkynes, see Friedrich, K., in Patai, S.; Rappoport, Z. *The Chemistry of Functional Groups, Supplement C*, pt. 2, Wiley, NY, **1983**; pp. 1376–1384; Ben-Efraim, D.A., in Patai, S. *The Chemistry of the Carbon–Carbon Triple Bond*, pt. 2, Wiley, NY, **1978**, pp. 755–790. For a comparative study of various methods, see Mesnard, D.; Bernadou, F.; Miginiac, L. *J. Chem. Res. (S)* **1981**, 270, and references cited therein.

17-1 Dehydration of Alcohols

Hydro-hydroxy-elimination



Dehydration of alcohols can be accomplished in several ways. Both H_2SO_4 and H_3PO_4 are common reagents, but in many cases these lead to rearrangement products and to ether formation (**10-12**). If the alcohol can be evaporated, vapor-phase elimination over Al_2O_3 is an excellent method since side reactions are greatly reduced. This method has even been applied to such high-molecular-weight alcohols as 1-dodecanol.¹⁴⁹ Other metallic oxides (e.g., Cr_2O_3 , TiO_2 , WO_3) have also been used, as have been sulfides, other metallic salts, and zeolites. The presence of an electron-withdrawing group usually facilitates elimination of water, as in the aldol condensation (**16-35**). 2-Nitroalcohols, for example, give conjugated nitro compounds when heated with zeolite Y-Y.¹⁵⁰ Treating a 4-hydroxy lactam with DMAP (*N,N*-dimethylaminopyridine) and Boc anhydride leads to the conjugated lactam.¹⁵¹ Elimination of serine derivatives to α -alkylidene amino acid derivatives was accomplished with $(\text{EtO})_2\text{POCl}$.¹⁵² Another method of avoiding side reactions is the conversion of alcohols to esters, and the pyrolysis of these (**17-4-17-6**). The ease of dehydration increases with α branching, and tertiary alcohols are dehydrated so easily with only a trace of acid that it sometimes happens even when the investigator desires otherwise. It may also be recalled that the initial alcohol products of many base-catalyzed condensations dehydrate spontaneously (Chapter 16) because the new double bond can be in conjugation with one already there. Many other dehydrating agents¹⁵³ have been used on occasion: P_2O_5 , I_2 , ZnCl_2 , $\text{Ph}_3\text{BiBr}_2/\text{I}_2$,¹⁵⁴ PPh_3-I_2 ,¹⁵⁵ BF_3 -etherate, DMSO, $\text{SiO}_2-\text{Cl}/\text{Me}_3\text{SiCl}$,¹⁵⁶ KHSO_4 , anhydrous CuSO_4 , and phthalic anhydride, among others. Secondary and tertiary alcohols can also be dehydrated, without rearrangements, simply on refluxing in HMPA.¹⁵⁷ With nearly all reagents, dehydration follows Zaitsev's rule.

¹⁴⁹For example, see Spitzin, V.I.; Michailenko, I.E.; Pirogowa, G.N. *J. Prakt. Chem.* **1964**, [4] 25, 160; Bertsch, H.; Greiner, A.; Kretzschmar, G.; Falk, F. *J. Prakt. Chem.* **1964**, [4] 25, 184.

¹⁵⁰Anbazzhagan, M.; Kumaran, G.; Sasidharan, M. *J. Chem. Res. (S)* **1997**, 336.

¹⁵¹Mattern, R.-H. *Tetrahedron Lett.* **1996**, 37, 291.

¹⁵²Berti, F.; Ebert, C.; Gardossi, L. *Tetrahedron Lett.* **1992**, 33, 8145.

¹⁵³For a list of reagents, with references, see Larock, R.C. *Comprehensive Organic Transformations*, 2nd ed., Wiley-VCH, NY, **1999**, pp. 291–294.

¹⁵⁴Dorta, R.L.; Suárez, E.; Betancor, C. *Tetrahedron Lett.* **1994**, 35, 5035.

¹⁵⁵Alvarez-Manzaneda, E.J.; Chahboun, R.; Torres, E.C.; Alvarez, E.; Alvarez-Manzaneda, R.; Haidour, A.; Ramos, J. *Tetrahedron Lett.* **2004**, 45, 4453.

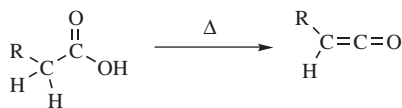
¹⁵⁶Firouzabadi, H.; Iranpoor, N.; Hazarkhani, H.; Karimi, B. *Synth. Commun.* **2003**, 33, 3653.

¹⁵⁷Monson, R.S. *Tetrahedron Lett.* **1971**, 567; Monson, R.S.; Priest, D.N. *J. Org. Chem.* **1971**, 36, 3826; Lomas, J.S.; Sagatys, D.S.; Dubois, J.E. *Tetrahedron Lett.* **1972**, 165.

An exception involves the passage of hot alcohol vapors over thorium oxide at 350–450°C, under which conditions Hofmann's rule is followed,¹⁵⁸ and the mechanism is probably different. Cyclobutanol derivatives can be opened in the presence of a palladium catalyst. 2-Phenylbicyclo[3.2.0]octan-2-ol, for example, reacted with a catalytic amount of palladium acetate in the presence of pyridine and oxygen to give phenyl methylenecyclohexane ketone.¹⁵⁹

Transition metals can induce the dehydration of certain alcohols. β -Hydroxy ketones are converted to conjugated ketones by treatment with CeCl_3 and NaI .¹⁶⁰ In the presence of a palladium complex, alkyl cyclopropanols undergo a dehydration reaction to give a conjugated ketone.¹⁶¹ A δ -hydroxy- α,β -unsaturated aldehyde was converted to a dienyl aldehyde with a hafnium catalyst.¹⁶² β -Hydroxy esters are converted to conjugated esters when treated with 2 equivalents of SmI_2 .¹⁶³ The reaction of a β -hydroxy nitrile with methylmagnesium chloride¹⁶⁴ or with MgO ¹⁶⁵ leads to a conjugated nitrile. In another variation of the dehydration reaction, vicinal bromohydrins are converted to alkenes upon treatment with In , InCl_3 , and a palladium catalyst.¹⁶⁶ Chlorohydrins react similarly when treated with samarium, and then diiodomethane.¹⁶⁷

Carboxylic acids can be dehydrated by pyrolysis, the product being a ketene:



Ketene itself is commercially prepared in this manner. Carboxylic acids have also been converted to ketenes by treatment with certain reagents, among them TsCl ,¹⁶⁸ dicyclohexylcarbodiimide,¹⁶⁹ and 1-methyl-2-chloropyridinium iodide (*Mukaiyama's reagent*).¹⁷⁰ Analogously, amides can be dehydrated with P_2O_5 , pyridine,

¹⁵⁸Lundeen, A.J.; Van Hoozer, R. *J. Am. Chem. Soc.* **1963**, *85*, 2180; *J. Org. Chem.* **1967**, *32*, 3386. See also, Davis, B.H. *J. Org. Chem.* **1982**, *47*, 900; Iimori, T.; Ohtsuka, Y.; Oishi, T. *Tetrahedron Lett.* **1991**, *32*, 1209.

¹⁵⁹Nishimura, T.; Ohe, K.; Uemura, S. *J. Am. Chem. Soc.* **1999**, *121*, 2645.

¹⁶⁰Bartoli, G.; Bellucci, M.C.; Petrini, M.; Marcantoni, E.; Sambri, L.; Torregiani, E. *Org. Lett.* **2000**, *2*, 1791.

¹⁶¹Okumoto, H.; Jinnai, T.; Shimizu, H.; Harada, Y.; Mishima, H.; Suzuki, A. *Synlett* **2000**, 629.

¹⁶²Saito, S.; Nagahara, T.; Yamamoto, H. *Synlett* **2001**, 1690.

¹⁶³Concellón, J.M.; Pérez-Andrés, J.A.; Rodríguez-Solla, H. *Angew. Chem. Int. Ed.* **2000**, *39*, 2773.

¹⁶⁴Fleming, F.F.; Shook, B.C. *Tetrahedron Lett.* **2000**, *41*, 8847.

¹⁶⁵Fleming, F.F.; Shook, B.C. *J. Org. Chem.* **2002**, *67*, 3668.

¹⁶⁶Cho, S.; Kang, S.; Keum, G.; Kang, S.B.; Han, S.-Y.; Kim, Y. *J. Org. Chem.* **2003**, *68*, 180.

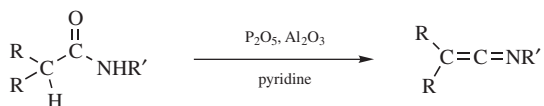
¹⁶⁷Concellón, J.M.; Rodríguez-Solla, H.; Huerta, M.; Pérez-Andrés, J.A. *Eur. J. Org. Chem.* **2002**, 1839.

¹⁶⁸Brady, W.T.; Marchand, A.P.; Giang, Y.F.; Wu, A. *Synthesis* **1987**, 395; *J. Org. Chem.* **1987**, *52*, 3457.

¹⁶⁹Olah, G.A.; Wu, A.; Farooq, O. *Synthesis* **1989**, 568.

¹⁷⁰Brady, W.T.; Marchand, A.P.; Giang, Y.F.; Wu, A. *J. Org. Chem.* **1987**, *52*, 3457; Funk, R.L.; Abelman, M.M.; Jellison, K.M. *Synlett* **1989**, 36.

and Al_2O_3 to give ketenimines:¹⁷¹



There is no way in which dehydration of alcohols can be used to prepare triple bonds: *gem*-diols and vinylic alcohols are not normally stable compounds and *vic*-diols¹⁷² give either conjugated dienes or lose only 1 equivalent of water to give an aldehyde or ketone. Dienes can be prepared, however, by heating alkynyl alcohols with triphenyl phosphine.¹⁷³

When proton acids catalyze alcohol dehydration, the mechanism is E1.¹⁷⁴ The principal process involves conversion of ROH to ROH_2^+ and cleavage of the latter to R^+ and H_2O , although with some acids a secondary process probably involves conversion of the alcohol to an inorganic ester and ionization of *this* (illustrated for H_2SO_4):



Note that these mechanisms are the reverse of those involved in the acid-catalyzed hydration of double bonds (**15-3**), in accord with the principle of microscopic reversibility. With anhydrides (e.g., P_2O_5 , phthalic anhydride), as well as with some other reagents, such as HMPA,¹⁷⁵ it is likely that an ester is formed, and the leaving group is the conjugate base of the corresponding acid. In these cases, the mechanism can be E1 or E2. The mechanism with Al_2O_3 and other solid catalysts has been studied extensively, but is poorly understood.¹⁷⁶

Magnesium alkoxides (formed by $\text{ROH} + \text{Me}_2\text{Mg} \rightarrow \text{ROMgMe}$) have been decomposed thermally, by heating at 195–340°C to give the alkene, CH_4 , and MgO .¹⁷⁷ Syn-elimination is found and an Eⁱ mechanism is likely. Similar decomposition of aluminum and zinc alkoxides has also been accomplished.^{178,189}

¹⁷¹Stevens, C.L.; Singhal, G.H. *J. Org. Chem.* **1964**, *29*, 34.

¹⁷²For a review on the dehydration of 1,2- and 1,3-diols, see Bartók, M.; Molnár, A., in Patai, S. *The Chemistry of Functional Groups, Supplement E*, pt. 2, Wiley, NY, **1980**, pp. 721–760.

¹⁷³Guo, C.; Lu, X. *J. Chem. Soc., Chem. Commun.* **1993**, 394.

¹⁷⁴For reviews of dehydration mechanisms, see Vinnik, M.I.; Obratsov, P.A. *Russ. Chem. Rev.* **1990**, *59*, 63; Saunders, Jr., W.H.; Cockerill, A.F. *Mechanisms of Elimination Reactions*, Wiley, NY, **1973**, pp. 221–274, 317–331; Knözinger, H., in Patai, S. *The Chemistry of the Hydroxyl Group*, pt. 2, Wiley, NY, **1971**, pp. 641–718.

¹⁷⁵See, for example, Kawanisi, M.; Arimatsu, S.; Yamaguchi, R.; Kimoto, K. *Chem. Lett.* **1972**, 881.

¹⁷⁶For reviews, see Beránek, L.; Kraus, M., in Bamford, C.H.; Tipper, C.F.H. *Comprehensive Chemical Kinetics*, Vol. 20, Elsevier, NY, **1978**, pp. 274–295; Pines, H. *Intra-Sci. Chem. Rep.* **1972**, *6*(2), 1, pp. 17–21; Noller, H.; Andréu, P.; Hunger, M. *Angew. Chem. Int. Ed.* **1971**, *10*, 172; Knözinger, H. *Angew. Chem. Int. Ed.* **1968**, *7*, 791. See also, Berteau, P.; Ruwet, M.; Delmon, B. *Bull. Soc. Chim. Belg.* **1985**, *94*, 859.

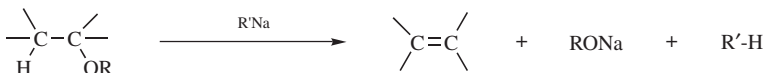
¹⁷⁷Ashby, E.C.; Willard, G.F.; Goel, A.B. *J. Org. Chem.* **1979**, *44*, 1221.

¹⁷⁸Brieger, G.; Watson, S.W.; Barar, D.G.; Shene, A.L. *J. Org. Chem.* **1979**, *44*, 1340.

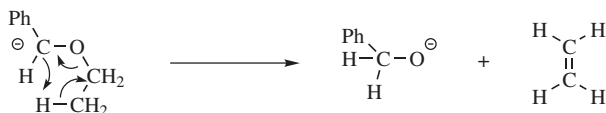
OS I, 15, 183, 226, 280, 345, 430, 473, 475; II, 12, 368, 408, 606; III, 22, 204, 237, 312, 313, 353, 560, 729, 786; IV, 130, 444, 771; V, 294; VI, 307, 901; VII, 210, 241, 363, 368, 396; VIII, 210, 444. See also, OS VII, 63; VIII, 306, 474. No attempt has been made to list alkene-forming dehydration reactions accompanying condensations or rearrangements.

17-2 Cleavage of Ethers to Alkenes

Hydro-alkoxy-elimination



Alkenes can be formed by the treatment of ethers with very strong bases, such as alkylsodium or alkylolithium¹⁷⁹ compounds, sodium amide,¹⁸⁰ or LDA,¹⁸¹ although there are side reactions with many of these reagents. The reaction is aided by electron-withdrawing groups in the β position, and, for example, $\text{EtOCH}_2\text{CH}(\text{COOEt})_2$ can be converted to $\text{CH}_2=\text{C}(\text{COOEt})_2$ without any base at all, but simply on heating.¹⁸² *tert*-Butyl ethers are cleaved more easily than others. Several mechanisms are possible. In many cases, the mechanism is probably E1cB or on the E1cB side of the mechanistic spectrum,¹⁸³ since the base required is so strong, but it has been shown (by the use of PhCD_2OEt) that PhCH_2OEt reacts by the five-membered Eⁱ mechanism.¹⁸⁴ Propargylic benzyl ethers are converted to conjugated dienes by heating with a ruthenium catalyst.¹⁸⁵



Ethers have also been converted to alkenes and alcohols by passing vapors over hot P_2O_5 or Al_2O_3 (this method is similar to **17-1**), but this is not a general reaction. Cyclic ethers, such as THF, react slowly with organolithium reagents with cleavage that produces a $\text{C}=\text{C}$ unit.¹⁸⁶ Fragmentation of 2,5-dihydrofuran with ethylmagnesium chloride and a chiral zirconium catalyst leads to a chiral, homoallylic alcohol.¹⁸⁷ However, acetals can be converted to enol ethers (**31**) in this manner.

¹⁷⁹Hodgson, D.M.; Stent, M.A.H.; Wilson, F.X. *Org. Lett.* **2001**, 3, 3401.

¹⁸⁰For a review, see Maercker, A. *Angew. Chem. Int. Ed.* **1987**, 26, 972.

¹⁸¹Fleming, F.F.; Wang, Q.; Steward, O.W. *J. Org. Chem.* **2001**, 66, 2171.

¹⁸²Feely, W.; Boekelheide, V. *Org. Synth.* **IV**, 298.

¹⁸³For an investigation in the gas phase, see DePuy, C.H.; Bierbaum, V.M. *J. Am. Chem. Soc.* **1981**, 103, 5034.

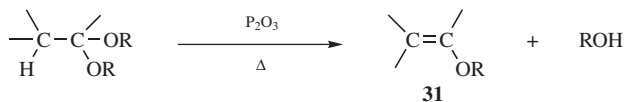
¹⁸⁴Letsinger, R.L.; Pollart, D.F. *J. Am. Chem. Soc.* **1956**, 78, 6079.

¹⁸⁵Yeh, K.-L.; Liu, B.; Lo, C.-Y.; Huang, H.-L.; Liu, R.-S. *J. Am. Chem. Soc.* **2002**, 124, 6510.

¹⁸⁶For the mechanism of *n*-butyllithium cleavage of 2-methyltetrahydrofuran, see Cohen, T.; Stokes, S. *Tetrahedron Lett.* **1993**, 34, 8023.

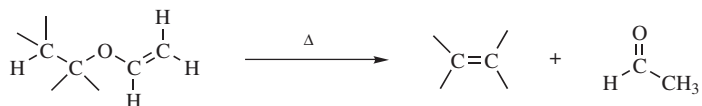
¹⁸⁷Morken, J.P.; Didiuk, M.T.; Hoveyda, A.H. *J. Am. Chem. Soc.* **1993**, 115, 6997.

When ketals react with 2 equivalents of triisobutylaluminum, the product is a vinyl ether.¹⁸⁸



This can also be done at room temperature by treatment with trimethylsilyl triflate and a tertiary amine¹⁸⁹ or with Me₃SiI in the presence of hexamethyldisilazane.¹⁹⁰

Enol ethers can be pyrolyzed to alkenes and aldehydes in a manner similar to that of **17-4**



The rate of this reaction for R-O-CH=CH₂ increased in the order Et < *i*Pr < *t*-Bu.¹⁹¹ The mechanism is similar to that of **17-4**.

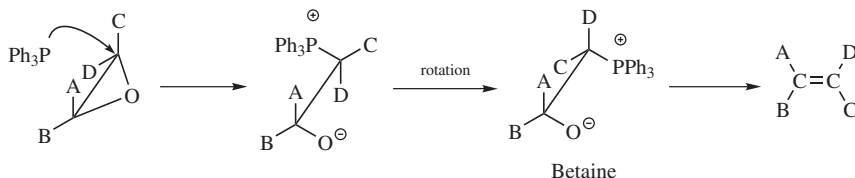
OS IV, 298, 404; V, 25, 642, 859, 1145; VI, 491, 564, 584, 606, 683, 948; VIII, 444.

17-3 The Conversion of Epoxides and Episulfides to Alkenes

epi-Oxy-elimination



Epoxides can be converted to alkenes¹⁹² by treatment with triphenylphosphine¹⁹³ or triethyl phosphite P(OEt)₃.¹⁹⁴ The first step of the mechanism is nucleophilic substitution (**10-35**), followed by a four-center elimination. Since inversion accompanies the substitution, the overall elimination is anti, that is, if two groups A and C are cis in the epoxide, they will be trans in the alkene:



¹⁸⁸Cabrera, G.; Fiaschi, R.; Napolitano, E. *Tetrahedron Lett.* **2001**, 42, 5867.

¹⁸⁹Gassman, P.G.; Burns, S.J. *J. Org. Chem.* **1988**, 53, 5574.

¹⁹⁰Miller, R.D.; McKean, D.R. *Tetrahedron Lett.* **1982**, 23, 323. For another method, see Marsi, M.; Gladysz, J.A. *Organometallics* **1982**, 1, 1467.

¹⁹¹McEwen, I.; Taylor, R. *J. Chem. Soc. Perkin Trans. 2* **1982**, 1179. See also Taylor, R. *J. Chem. Soc. Perkin Trans. 2* **1988**, 737.

¹⁹²For reviews, see Wong, H.N.C.; Fok, C.C.M.; Wong, T. *Heterocycles* **1987**, 26, 1345; Sonnet, P.E. *Tetrahedron* **1980**, 36, 557, pp. 576.

¹⁹³Wittig, G.; Haag, W. *Chem. Ber.* **1955**, 88, 1654.

¹⁹⁴Scott, C.B. *J. Org. Chem.* **1957**, 22, 1118.

Alternatively, the epoxide can be treated with lithium diphenylphosphide, Ph_2PLi , and the product quaternized with methyl iodide.¹⁹⁵ Alkenes have also been obtained from epoxides by reaction with a large number of reagents,¹⁹⁶ among them Li in THF,¹⁹⁷ TsOH and NaI ,¹⁹⁸ trimethylsilyl iodide,¹⁹⁹ PI_3 ,²⁰⁰ $\text{F}_3\text{COOH-NaI}$,²⁰¹ SmI_2 ,²⁰² $\text{Mo}(\text{CO})_6$, TpReO_3 , where Tp is a pyrazolyl borate,²⁰³ and the tungsten reagents mentioned in **17-18**. Some of these methods give syn elimination. Treatment of cyclooctane oxide with $\text{Ph}_3\text{P-OPPh}_3$ and NEt_3 gave cyclooctadiene.²⁰⁴ Sodium amalgam with a cobalt-salen complex converted epoxides to alkenes.²⁰⁵

Epoxides can be converted to allylic alcohols²⁰⁶ by treatment with several reagents, including *sec*-butyllithium,²⁰⁷ *tert*-butyldimethylsilyl iodide,²⁰⁸ and *iPr*₂N-Li-*t*-BuOK (the *LIDAKOR* reagent).²⁰⁹ Phenyllithium reacts with epoxides in the presence of lithium tetramethylpiperidide (LTMP) to give a trans alkene.²¹⁰ Sulfur ylids, such as $\text{Me}_2\text{S}=\text{CH}_2$, also convert epoxides to allylic alcohols.²¹¹ Bromomethyl epoxides react with $\text{InCl}_3/\text{NaBH}_4$ to give an allylic alcohol.²¹² α,β -Epoxy ketones are converted to conjugated ketones by treatment with NaI in acetone in the presence of Amberlyst 15,²¹³ or with 2.5 equivalents of SmI_2 .²¹⁴ Cyclic epoxides are converted to conjugated dienes by heating with $(\text{NMe}_2)_2\text{P}(=\text{O})\text{Cl}$ and H_2O .²¹⁵

¹⁹⁵Vedejs, E.; Fuchs, P.L. *J. Am. Chem. Soc.* **1971**, *93*, 4070; **1973**, *95*, 822.

¹⁹⁶For a list of reagents, with references, see Larock, R.C. *Comprehensive Organic Transformations*, 2nd ed., Wiley-VCH, NY, **1999**, pp. 272–277.

¹⁹⁷Gurudutt, K.N.; Ravindranath, B. *Tetrahedron Lett.* **1980**, *21*, 1173.

¹⁹⁸Baruah, R.N.; Sharma, R.P.; Baruah, J.N. *Chem. Ind. (London)* **1983**, 524.

¹⁹⁹Denis, J.N.; Magnane, R.; Van Eenoo, M.; Krief, A. *Nouv. J. Chim.* **1979**, *3*, 705. For other silyl reagents, see Reetz, M.T.; Plachky, M. *Synthesis* **1976**, 199; Dervan, P.B.; Shippey, M.A. *J. Am. Chem. Soc.* **1976**, *98*, 1265; Caputo, R.; Mangoni, L.; Neri, O.; Palumbo, G. *Tetrahedron Lett.* **1981**, *22*, 3551.

²⁰⁰Denis, J.N.; Magnaane, R.; Van Eenoo, M.; Krief, A. *Nouv. J. Chim.* **1979**, *3*, 705.

²⁰¹Sarma, D.N.; Sharma, R.P. *Chem. Ind. (London)* **1984**, 712.

²⁰²Girard, P.; Namy, J.L.; Kagan, H.B. *J. Am. Chem. Soc.* **1980**, *102*, 2693; Matsukawa, M.; Tabuchi, T.; Inanaga, J.; Yamaguchi, M. *Chem. Lett.* **1987**, 2101.

²⁰³Gable, K.P.; Brown, E.C. *Synlett* **2003**, 2243.

²⁰⁴Hendrickson, J.B.; Walker, M.A.; Varvak, A.; Hussoin, Md.S. *Synlett* **1996**, 661.

²⁰⁵Isobe, H.; Branchaud, B.P. *Tetrahedron Lett.* **1999**, *40*, 8747.

²⁰⁶For reviews, see Smith, J.G. *Synthesis* **1984**, 629, pp. 637–642; Crandall, J.K.; Appar, M. *Org. React.* **1983**, *29*, 345. For a list of reagents, with references, see Larock, R.C. *Comprehensive Organic Transformations*, 2nd ed., Wiley-VCH, NY, **1999**, pp. 231–233. See also, Okovytyy, S.; Gorb, L.; Leszczynski, J. *Tetrahedron* **2001**, *57*, 1509.

²⁰⁷Doris, E.; Dechoux, L.; Mioskowski, C. *Tetrahedron Lett.* **1994**, *35*, 7943.

²⁰⁸Detty, M.R. *J. Org. Chem.* **1980**, *45*, 924. For another silyl reagent, see Murata, S.; Suzuki, M.; Noyori, R. *J. Am. Chem. Soc.* **1979**, *101*, 2738.

²⁰⁹Mordini, A.; Ben Rayana, E.; Margot, C.; Schlosser, M. *Tetrahedron* **1990**, *46*, 2401; Degl'Innocenti, A.; Mordini, A.; Pecchi, S.; Pinzani, D.; Reginato, G.; Ricci, A. *Synlett* **1992**, 753, 803; Thurner, A.; Faigl, F.; Töke, L.; Mordini, A.; Valacchi, M.; Reginato, G.; Czira, G. *Tetrahedron* **2001**, *57*, 8173.

²¹⁰Hodgson, D.M.; Fleming, M.J.; Stanway, S.J. *J. Am. Chem. Soc.* **2004**, *126*, 12250.

²¹¹Alcaraz, L.; Cridland, A.; Kinchin, E. *Org. Lett.* **2001**, *3*, 4051.

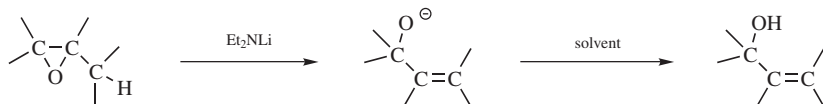
²¹²Ranu, B.C.; Banerjee, S.; Das, A. *Tetrahedron Lett.* **2004**, *45*, 8579.

²¹³Righi, G.; Bovicelli, P.; Sperandio, A. *Tetrahedron* **2000**, *56*, 1733.

²¹⁴Concellón, J.M.; Bardales, E. *J. Org. Chem.* **2003**, *68*, 9492; Concellón, J.M.; Bardales, E. *Org. Lett.* **2002**, *4*, 189. In a similar manner, epoxy amides are converted to conjugated amides, see Concellón, J.M.; Bardales, E. *Eur. J. Org. Chem.* **2004**, 1523.

²¹⁵Demir, A.S. *Tetrahedron* **2001**, *57*, 227.

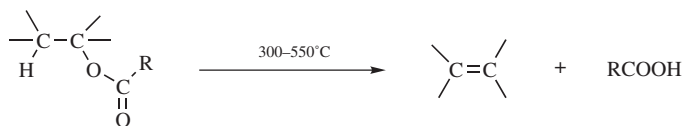
When an optically active reagent is used, optically active allylic alcohols can be produced from achiral epoxides.²¹⁶ Sparteine and *sec*-butyllithium generate a chiral base that leads to formation of chiral allylic alcohols.²¹⁷ Chiral diamines react with organolithium reagents to produce chiral bases that convert epoxides to allylic alcohols with good enantioselectivity.²¹⁸ Chiral diamines with a mixture of LDA and DBU (p. 1132) give similar results.²¹⁹



Episulfides²²⁰ can be converted to alkenes.²²¹ However, in this case the elimination is syn, so the mechanism cannot be the same as that for conversion of epoxides. The phosphite attacks sulfur rather than carbon. Among other reagents that convert episulfides to alkenes are Bu_3SnH ,²²² certain rhodium complexes,²²³ LiAlH_4 ,²²⁴ (this compound behaves quite differently with epoxides, see **19-35**), and MeI .²²⁵ The reaction of $\text{H}_2\text{S/PPh}_3$ and MeReO_3 converts episulfides to alkenes.²²⁶ Episulfides can be converted to alkenes and sulfur monoxide simply by heating.²²⁷

17-4 Pyrolysis of Carboxylic Acids and Esters of Carboxylic Acids

Hydro-acyloxy-elimination



²¹⁶Su, H.; Walder, L.; Zhang, Z.; Scheffold, R. *Helv. Chim. Acta* **1988**, *71*, 1073, and references cited therein. Also see, Asami, M.; Suga, T.; Honda, K.; Inoue, S. *Tetrahedron Lett.* **1997**, *38*, 6425.; Lill, S.O.N.; Pettersen, D.; Amedjkouh, M.; Ahlberg, P. *J. Chem. Soc., Perkin Trans. 1* **2001**, 3054; Brookes, P.C.; Milne, D.J.; Murphy, P.J.; Spolaore, B. *Tetrahedron* **2002**, *58*, 4675.

²¹⁷Alexakis, A.; Vrancken, E.; Mangeney, P. *J. Chem. Soc. Perkin Trans. 1* **2000**, 3354.

²¹⁸de Sousa, S.E.; O'Brien, P.; Steffens, H.C. *Tetrahedron Lett.* **1999**, *40*, 8423; Equey, O.; Alexakis, A. *Tetrahedron Asymmetry* **2004**, *15*, 1069.

²¹⁹Bertilsson, S.K.; Södergren, M.J.; Andersson, P.G. *J. Org. Chem.* **2002**, *67*, 1567; Bertilsson, S.K.; Andersson, P.G. *Tetrahedron* **2002**, *58*, 4665.

²²⁰For a review of this reaction, see Sonnet, P.E. *Tetrahedron* **1980**, *36*, 557, see p. 587. For a review of episulfides, see Goodman, L.; Reist, E.J., in Kharasch; Meyers *The Chemistry of Organic Sulfur Compounds*, Vol. 2; Pergamon: Elmsford, NY, **1966**, pp. 93–113.

²²¹Neureiter, N.P.; Bordwell, F.G. *J. Am. Chem. Soc.* **1959**, *81*, 578; Davis, R.E. *J. Org. Chem.* **1957**, *23*, 1767.

²²²Schauder, J.R.; Denis, J.N.; Krief, A. *Tetrahedron Lett.* **1983**, *24*, 1657.

²²³Calet, S.; Alper, H. *Tetrahedron Lett.* **1986**, *27*, 3573.

²²⁴Lightner, D.A.; Djerassi, C. *Chem. Ind. (London)* **1962**, 1236; Latif, N.; Mishriky, N.; Zeid, I. *J. Prakt. Chem.* **1970**, *312*, 421.

²²⁵Culvenor, C.J.; Davies, W.; Heath, N.S. *J. Chem. Soc.* **1949**, 282; Helmkamp, G.K.; Pettitt, D.J. *J. Org. Chem.* **1964**, *29*, 3258.

²²⁶Jacob, J.; Espenson, J.H. *Chem. Commun.* **1999**, 1003.

²²⁷Hartzell, G.E.; Paige, J.N. *J. Am. Chem. Soc.* **1966**, *88*, 2616; *J. Org. Chem.* **1967**, *32*, 459; Aalbersberg, W.G.L.; Vollhardt, K.P.C. *J. Am. Chem. Soc.* **1977**, *99*, 2792.

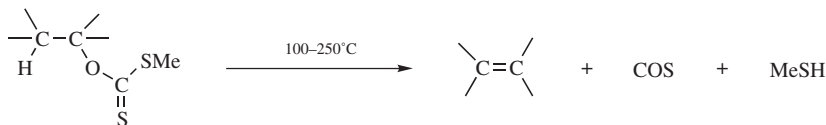
Direct elimination of a carboxylic acid to an alkene has been accomplished by heating in the presence of palladium catalysts.²²⁸ Carboxylic esters in which the alkyl group has a β hydrogen can be pyrolyzed, most often in the gas phase, to give the corresponding acid and an alkene.²²⁹ No solvent is required. Since rearrangement and other side reactions are few, the reaction is synthetically very useful and is often carried out as an indirect method of accomplishing **17-1**. The yields are excellent and the workup is easy. Many alkenes have been prepared in this manner. For higher alkenes (above $\sim C_{10}$) a better method is to pyrolyze the alcohol in the presence of acetic anhydride.²³⁰

The mechanism is E^1 (see p. 1507). Lactones can be pyrolyzed to give unsaturated acids, provided that the six-membered transition state required for E^1 reactions is available (it is not available for five- and six-membered lactones, but it is for larger rings²³¹). Amides give a similar reaction, but require higher temperatures.

Allylic acetates give dienes when heated with certain palladium²³² or molybdenum²³³ compounds.

OS **III**, 30; **IV**, 746; **V**, 235; **IX**, 293.

17-5 The Chugaev Reaction



Methyl xanthates are prepared by treatment of alcohols with NaOH and CS_2 to give $\text{RO}-\text{C}(=\text{S})-\text{SNa}$, followed by treatment of this with methyl iodide.²³⁴ Pyrolysis of the xanthate to give the alkene, COS, and the thiol is called the *Chugaev reaction*.²³⁵ The reaction is thus, like **17-4**, an indirect method of accomplishing **17-2**. The temperatures required with xanthates are lower than with ordinary esters, which is advantageous because possible isomerization of the resulting alkene is minimized. The mechanism is E^1 , similar to that of **17-4**. For a time there was doubt as to which sulfur atom closed the ring, but now there is much evidence, including

²²⁸Miller, J.A.; Nelson, J.A.; Byrne, M.P. *J. Org. Chem.* **1993**, *58*, 18; Gooßen, L.J.; Rodríguez, N. *Chem. Commun.* **2004**, 724.

²²⁹For a review, see DePuy, C.H.; King, R.W. *Chem. Rev.* **1960**, *60*, 431, 432. For some procedures, see Jenneskens, L.W.; Hoefs, C.A.M.; Wiersum, U.E. *J. Org. Chem.* **1989**, *54*, 5811, and references cited therein.

²³⁰Aubrey, D.W.; Barnatt, A.; Gerrard, W. *Chem. Ind. (London)* **1965**, 681.

²³¹See, for example, Bailey, W.J.; Bird, C.N. *J. Org. Chem.* **1977**, *42*, 3895.

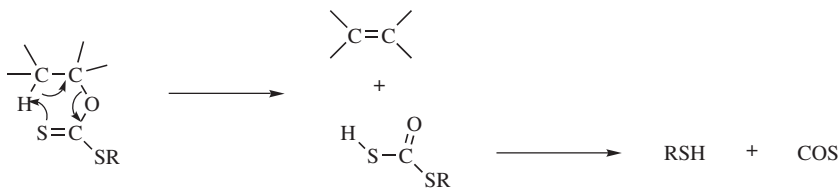
²³²For a review, see Heck, R.F. *Palladium Reagents in Organic Synthesis*; Academic Press, NY, **1985**, pp. 172–178.

²³³Trost, B.M.; Lautens, M.; Peterson, B. *Tetrahedron Lett.* **1983**, *24*, 4525.

²³⁴For a method of preparing xanthates from alcohols in one laboratory step, see Lee, A.W.M.; Chan, W.H.; Wong, H.C.; Wong, M.S. *Synth. Commun.* **1989**, *19*, 547; Nagle, A.S.; Salvataore, R.N.; Cross, R.M.; Kapxhiu, E.A.; Sahab, S.; Yoon, C.H.; Jung, K.W. *Tetrahedron Lett.* **2003**, *44*, 5695.

²³⁵For reviews, see DePuy, C.H.; King, R.W. *Chem. Rev.* **1960**, *60*, 431, see p. 444; Nace, H.R. *Org. React.* **1962**, *12*, 57.

the study of ^{34}S and ^{13}C isotope effects, to show that it is the C=S sulfur.²³⁶ In a structural variation of this reaction, heating a propargylic xanthate with 2,4,6-trimethylpyridinium trifluoromethyl sulfonate leads to formation of an alkene.²³⁷



The mechanism is thus exactly analogous to that of **17-5**.

OS **VII**, 139.

17-6 Decomposition of Other Esters

Hydro-tosyloxy-elimination

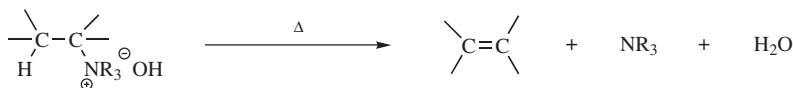


Several types of inorganic ester can be cleaved to alkenes by treatment with bases. Esters of sulfuric, sulfurous, and other acids undergo elimination in solution by E1 or E2 mechanisms, as do tosylates and other esters of sulfonic acids.²³⁸ It has been shown that bis(tetra-*n*-butylammonium) oxalate, $(\text{Bu}_4\text{N}^+)_2 (\text{COO}^-)_2$, is an excellent reagent for inducing tosylates to undergo elimination rather than substitution.²³⁹ Aryl sulfonates have also been cleaved without a base. Esters of 2-pyridinesulfonic acid and 8-quinolinesulfonic acid gave alkenes in high yields simply on heating, without a solvent.²⁴⁰ Phosphonate esters have been cleaved to alkenes by treatment with Lawesson's reagent.²⁴¹ Esters of PhSO_2OH and TsOH behaved similarly when heated in a dipolar aprotic solvent, such as Me_2SO or HMPA.²⁴²

OS, **VI**, 837; **VII**, 117.

17-7 Cleavage of Quaternary Ammonium Hydroxides

Hydro-trialkylammonio-elimination



²³⁶Bader, R.F.W.; Bourns, A.N. *Can. J. Chem.* **1961**, *39*, 348.

²³⁷Fauré-Tromeur, M.; Zard, S.Z. *Tetrahedron Lett.* **1999**, *40*, 1305.

²³⁸For a list of reagents used for sulfonate cleavages, with references, see Larock, R.C. *Comprehensive Organic Transformations*, 2nd ed., Wiley-VCH, NY, **1999**, pp. 294–295.

²³⁹Corey, E.J.; Terashima, S. *Tetrahedron Lett.* **1972**, 111.

²⁴⁰Corey, E.J.; Posner, G.G.; Atkinson, R.F.; Wingard, A.K.; Halloran, D.J.; Radzik, D.M.; Nash, J.J. *J. Org. Chem.* **1989**, *54*, 389.

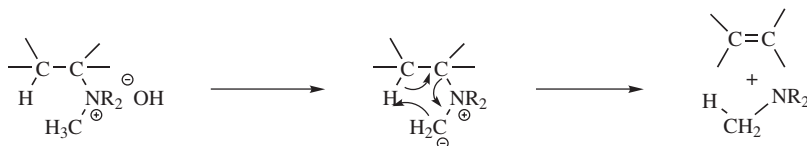
²⁴¹Shimagaki, M.; Fujieda, Y.; Kimura, T.; Nakata, T. *Tetrahedron Lett.* **1995**, *36*, 719.

²⁴²Nace, H.R. *J. Am. Chem. Soc.* **1959**, *81*, 5428.

Cleavage of quaternary ammonium hydroxides is the final step of the process known as *Hofmann exhaustive methylation or Hofmann degradation*.²⁴³ In the first step, a primary, secondary, or tertiary amine is treated with enough methyl iodide to convert it to the quaternary ammonium iodide (**10-31**). In the second step, the iodide is converted to the hydroxide by treatment with silver oxide. In the cleavage step, an aqueous or alcoholic solution of the hydroxide is distilled, often under reduced pressure. The decomposition generally takes place at a temperature between 100 and 200°C. Alternatively, the solution can be concentrated to a syrup by distillation or freeze-drying.²⁴⁴ When the syrup is heated at low pressures, the cleavage reaction takes place at lower temperatures than are required for the reaction in the ordinary solution, probably because the base (HO^- or RO^-) is less solvated.²⁴⁵ The reaction has never been an important synthetic tool, but in the nineteenth century and the first part of the twentieth century, it saw much use in the determination of the structure of unknown amines, especially alkaloids. In many of these compounds, the nitrogen is in a ring, or even at a ring junction, and in such cases the alkene still contains nitrogen. Repetitions of the process are required to remove the nitrogen completely, as in the conversion of 2-methylpiperidine to 1,5-hexadiene by two rounds of exhaustive methylation followed by pyrolysis.

A side reaction involving nucleophilic substitution to give an alcohol ($\text{R}_4\text{N}^+ \text{OH}^- \rightarrow \text{ROH} + \text{R}_3\text{N}$) generally accompanies the normal elimination reaction,²⁴⁶ but seldom causes trouble. However, when none of the four groups on the nitrogen has a β hydrogen, substitution is the only reaction possible. On heating $\text{Me}_4\text{N}^+ \text{OH}^-$ in water, methanol is obtained, although without a solvent the product is not methanol, but dimethyl ether.²⁴⁷

The mechanism is usually E2. Hofmann's rule is generally obeyed by acyclic and Zaitsev's rule by cyclohexyl substrates (p. 1498). In certain cases, where the molecule is highly hindered, a five-membered Eⁱ mechanism, similar to that in **17-8**, has been shown to operate. That is, the hydroxide in these cases does not attract the β hydrogen, but instead removes one of the methyl hydrogens:



²⁴³For reviews, see Bentley, K.W., in Bentley, K.W.; Kirby, G.W. *Elucidation of Organic Structures by Physical and Chemical Methods*, 2nd ed. (Vol. 4 of Weissberger *Techniques of Chemistry*), pt. 2, Wiley, NY, **1973**, pp. 255–289; White, E.H.; Woodcock, D.J., in Patai, S. *The Chemistry of the Amino Group*, Wiley, NY, **1968**, pp. 409–416; Cope, A.C.; Trumbull, E.R. *Org. React.* **1960**, *11*, 317.

²⁴⁴Archer, D.A. *J. Chem. Soc. C* **1971**, 1327.

²⁴⁵Saunders, Jr., W.H.; Cockerill, A.F. *Mechanisms of Elimination Reactions*, Wiley, NY, **1973**, pp. 4–5.

²⁴⁶Baumgarten, R.J. *J. Chem. Educ.* **1968**, *45*, 122.

²⁴⁷Musker, W.K. *J. Chem. Educ.* **1968**, *45*, 200; Musker, W.K.; Stevens, R.R. *J. Am. Chem. Soc.* **1968**, *90*, 3515; Tanaka, J.; Dunning, J.E.; Carter, J.C. *J. Org. Chem.* **1966**, *31*, 3431.

The obvious way to distinguish between this mechanism and the ordinary E2 mechanism is by the use of deuterium labeling. For example, if the reaction is carried out on a quaternary hydroxide deuterated on the β carbon ($R_2CDCH_2NMe_3^+ ^-OH$), the fate of the deuterium indicates the mechanism. If the E2 mechanism is in operation, the trimethylamine produced would contain no deuterium (which would be found only in the water). But if the mechanism is Eⁱ, the amine would contain deuterium. In the case of the highly hindered compound $(Me_3C)_2CDCH_2NMe_3^+ ^-OH$, the deuterium did appear in the amine, demonstrating an E_i mechanism for this case.²⁴⁸ With simpler compounds, the mechanism is E2, since here the amine was deuterium-free.²⁴⁹

When the nitrogen bears more than one group possessing a β hydrogen, which group cleaves? The Hofmann rule says that *within* a group the hydrogen on the least alkylated carbon cleaves. This tendency is also carried over to the choice of which group cleaves: thus ethyl with three β hydrogens cleaves more readily than any longer *n*-alkyl group, all of which have two β hydrogens. "The β hydrogen is removed most readily if it is located on a methyl group, next from RCH_2 , and least readily from R_2CH ."²⁵⁰ In fact, the Hofmann rule as first stated²⁵¹ in 1851 applied only to which group cleaved, not to the orientation within a group; the latter could not have been specified in 1851, since the structural theory of organic compounds was not formulated until 1857–1860. Of course, the Hofmann rule (applied to which group cleaves *or* to orientation within a group) is superseded by conjugation possibilities. Thus $PhCH_2CH_2NMe_2Et^+ ^-OH$ gives mostly styrene instead of ethylene.

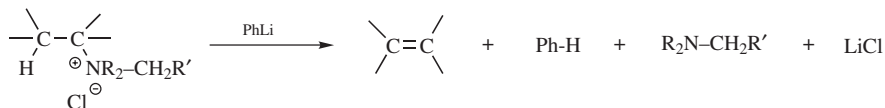
Triple bonds have been prepared by pyrolysis of 1,2-bis(ammonium) salts.²⁵²



OS IV, 980; V, 315, 608; VI, 552. Also see, OS V, 621, 883; VI, 75.

17-8 Cleavage of Quaternary Ammonium Salts With Strong Bases

Hydro-trialkylammonio-elimination



²⁴⁸Cope, A.C.; Mehta, A.S. *J. Am. Chem. Soc.* **1963**, 85, 1949. See also, Baldwin, M.A.; Banthorpe, D.V.; Loudon, A.G.; Waller, F.D. *J. Chem. Soc. B* **1967**, 509.

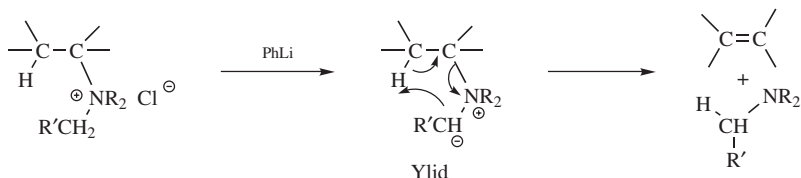
²⁴⁹Cope, A.C.; LeBel, N.A.; Moore, P.T.; Moore, W.R. *J. Am. Chem. Soc.* **1961**, 83, 3861.

²⁵⁰Cope, A.C.; Trumbull, E.R. *Org. React.* **1960**, 11, 317, see p. 348.

²⁵¹Hofmann, A.W. *Liebigs Ann. Chem.* **1851**, 78, 253.

²⁵²For a review, see Franke, W.; Ziegenbein, W.; Meister, H. *Angew. Chem.* **1960**, 72, 391, see p. 397–398.

When quaternary ammonium halides are treated with strong bases (e.g., PhLi, KNH₂ in liquid NH₃²⁵³), an elimination can occur that is similar in products, although not in mechanism, to **17-7**. This is an alternative to **17-7** and is done on the quaternary ammonium halide, so that it is not necessary to convert this to the hydroxide. The mechanism is Eⁱ:



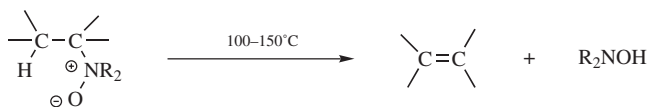
An α' hydrogen is obviously necessary in order for the ylid to be formed. This type of mechanism is called α',β elimination, since a β hydrogen is removed by the α' carbon. The mechanism has been confirmed by labeling experiments similar to those described at **17-7**,²⁵⁴ and by isolation of the intermediate ylids.²⁵⁵ An important synthetic difference between this and most instances of **17-7** is that syn-elimination is observed here and anti-elimination in **17-7**, so products of opposite configuration are formed when the alkene exhibits cis–trans isomerism.

An alternative procedure that avoids the use of a very strong base is heating the salt with KOH in polyethylene glycol monomethyl ether.²⁵⁶

Benzotriazole has been shown to be a good leaving group for elimination reactions. The reaction of an allylic benzotriazole (3-benzotriazolyl-4-trimethylsilyl-1-butene) with *n*-butyllithium, and then an alkyl halide leads to an alkylated 1,3-diene upon heating.²⁵⁷

17-9 Cleavage of Amine Oxides

Hydro-(Dialkyloxidoammonio)-elimination



Cleavage of amine oxides to produce an alkene and a hydroxylamine is called the *Cope reaction* or *Cope elimination* (not to be confused with the *Cope rearrangement*, **18-32**). It is an alternative to **17-7** and **17-8**.²⁵⁸ The reaction is usually

²⁵³Bach, R.D.; Bair, K.W.; Andrzejewski, D. *J. Am. Chem. Soc.* **1972**, *94*, 8608; *J. Chem. Soc., Chem. Commun.* **1974**, 819.

²⁵⁴Weygand, F.; Daniel, H.; Simon, H. *Chem. Ber.* **1958**, *91*, 1691; Bach, R.D.; Knight, J.W. *Tetrahedron Lett.* **1979**, 3815.

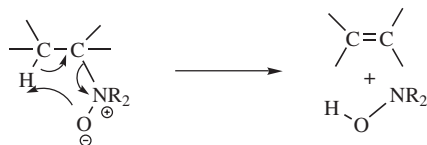
²⁵⁵Wittig, G.; Burger, T.F. *Liebigs Ann. Chem.* **1960**, 632, 85.

²⁵⁶Hünig, S.; Öller, M.; Wehner, G. *Liebigs Ann. Chem.* **1979**, 1925.

²⁵⁷Katritzky, A.R.; Serdyuk, L.; Toader, D.; Wang, X. *J. Org. Chem.* **1999**, *64*, 1888.

²⁵⁸For reviews, see Cope, A.C.; Trumbull, E.R. *Org. React.* **1960**, *11*, 317, see p. 361; DePuy, C.H.; King, R.W. *Chem. Rev.* **1960**, *60*, 431, see pp. 448–451.

performed with a mixture of amine and oxidizing agent (see **19-29**) without isolation of the amine oxide. Because of the mild conditions side reactions are few, and the alkenes do not usually rearrange. The reaction is thus very useful for the preparation of many alkenes. A limitation is that it does not open six-membered rings containing nitrogen, although it does open rings of 5 and 7–10 members.²⁵⁹ Rates of the reaction increase with increasing size of α and β -substituents.²⁶⁰ The reaction can be carried out at room temperature in dry Me_2SO or THF.²⁶¹ The elimination is a stereoselective syn process,²⁶² and the five-membered E^1 mechanism operates:

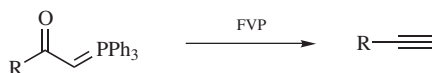


Almost all evidence indicates that the transition state must be planar. Deviations from planarity as in **17-4** (see p. 1507) are not found here, and indeed this is why six-membered heterocyclic nitrogen compounds do not react. Because of the stereoselectivity of this reaction and the lack of rearrangement of the products, it is useful for the formation of *trans*-cycloalkenes (eight-membered and higher). A polymer-bound Cope elimination reaction has been reported.²⁶³

OS IV, 612.

17-10 Pyrolysis of Keto-ylids

Hydro-(oxophosphoryl)-elimination



Phosphorus ylids are quite common (see **16-44**) and keto-phosphorus ylids [$\text{RCOCH}=\text{PPh}_3$] are also known. When these compounds are heated (flash vacuum pyrolysis, FVP) to $> 500^\circ\text{C}$, alkynes are formed. Simple alkynes²⁶⁴ can be formed as well as keto-alkynes²⁶⁵ and en-yne.²⁶⁶ Rearrangement from ylids derived from tertiary amines or α -diazo ketones is also known.²⁶⁷

²⁵⁹Cope, A.C.; LeBel, N.A. *J. Am. Chem. Soc.* **1960**, *82*, 4656; Cope, A.C.; Ciganek, E.; Howell, C.F.; Schweizer, E.E. *J. Am. Chem. Soc.* **1960**, *82*, 4663.

²⁶⁰Závada, J.; Pánková, M.; Svoboda, M. *Collect. Czech. Chem. Commun.* **1973**, *38*, 2102.

²⁶¹Cram, D.J.; Sahyun, M.R.V.; Knox, G.R. *J. Am. Chem. Soc.* **1962**, *84*, 1734.

²⁶²See, for example, Bach, R.D.; Andrzejewski, D.; Dusold, L.R. *J. Org. Chem.* **1973**, *38*, 1742.

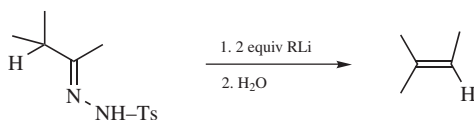
²⁶³Sammelson, R.E.; Kurth, M.J. *Tetrahedron Lett.* **2001**, *42*, 3419.

²⁶⁴Aitken, R.A.; Atherton, J.I. *J. Chem. Soc. Perkin Trans. 1* **1994**, 1281.

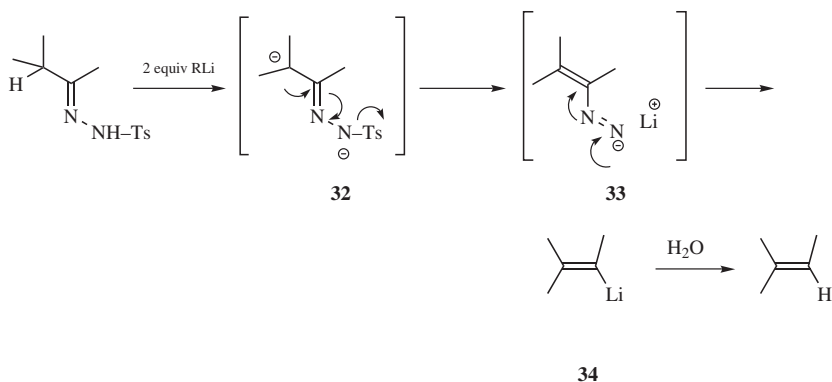
²⁶⁵Aitken, R.A.; Hérlion, H.; Janosi, A.; Karodia, N.; Raut, S.V.; Seth, S.; Shannon, I.J.; Smith, F.C. *J. Chem. Soc. Perkin Trans. 1* **1994**, 2467.

²⁶⁶Aitken, R.A.; Boeters, C.; Morrison, J.J. *J. Chem. Soc. Perkin Trans. 1* **1994**, 2473.

²⁶⁷DelZotto, A.; Baratta, W.; Miani, F.; Verardo, G.; Rigo, P. *Eur. J. Org. Chem.* **2000**, 3731.

17-11 Decomposition of Toluene-*p*-sulfonylhydrazones

Treatment of the tosylhydrazone of an aldehyde or a ketone with a strong base leads to the formation of an alkene, the reaction being formally an elimination accompanied by a hydrogen shift.²⁶⁸ The reaction (called the *Shapiro reaction*) has been applied to tosylhydrazones of many aldehydes and ketones. The most useful method synthetically involves treatment of the substrate with at least 2 equivalents of an organolithium compound²⁶⁹ (usually MeLi) in ether, hexane, or tetramethylenediamine.²⁷⁰ This procedure gives good yields of alkenes without side reactions and, where a choice is possible, predominantly gives the less highly substituted alkene. Tosylhydrazones of α,β -unsaturated ketones give conjugated dienes.²⁷¹ The mechanism²⁷² has been formulated as:



Evidence for this mechanism is (1) 2 equivalents of RLi are required; (2) the hydrogen in the product comes from the water and not from the adjacent carbon, as shown by deuterium labeling;²⁷³ and (3) the intermediates **32–34** have been trapped.²⁷⁴ This reaction, when performed in tetramethylenediamine, can be a synthetically useful method²⁷⁵ of generating vinylic lithium compounds (**34**), which

²⁶⁸For reviews, see Adlington, R.M.; Barrett, A.G.M. *Acc. Chem. Res.* **1983**, *16*, 55; Shapiro, R.H. *Org. React.* **1976**, *23*, 405.

²⁶⁹Shapiro, R.H.; Heath, M.J. *J. Am. Chem. Soc.* **1967**, *89*, 5734; Kaufman, G.; Cook, F.; Shechter, H.; Bayless, J.; Friedman, L. *J. Am. Chem. Soc.* **1967**, *89*, 5736; Shapiro, R.H. *Tetrahedron Lett.* **1968**, 345; Meinwald, J.; Uno, F. *J. Am. Chem. Soc.* **1968**, *90*, 800.

²⁷⁰Stemke, J.E.; Bond, F.T. *Tetrahedron Lett.* **1975**, 1815.

²⁷¹See Dauben, W.G.; Rivers, G.T.; Zimmerman, W.T. *J. Am. Chem. Soc.* **1977**, *99*, 3414.

²⁷²For a review of the mechanism, see Casanova, J.; Waegell, B. *Bull. Soc. Chim. Fr.* **1975**, 922.

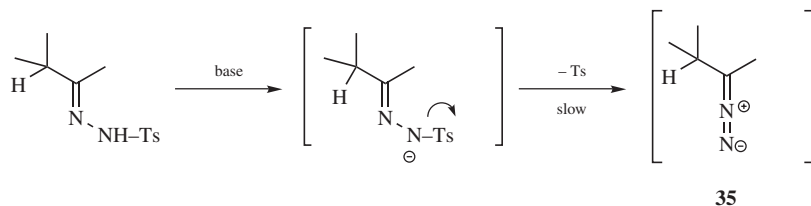
²⁷³Ref. 269; Shapiro, R.H.; Hornaman, E.C. *J. Org. Chem.* **1974**, *39*, 2302.

²⁷⁴Lipton, M.F.; Shapiro, R.H. *J. Org. Chem.* **1978**, *43*, 1409.

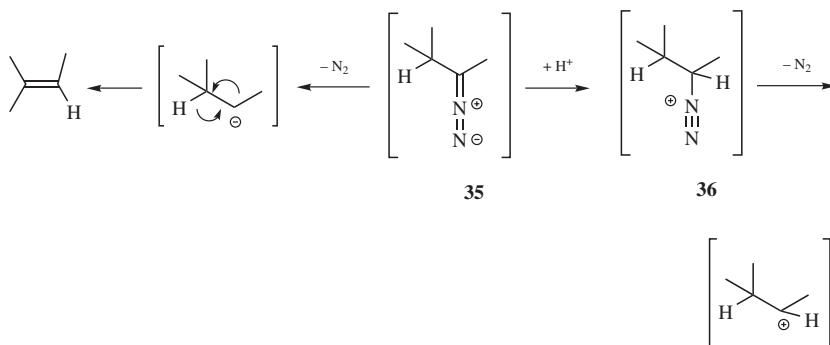
²⁷⁵See Traas, P.C.; Boelens, H.; Takken, H.J. *Tetrahedron Lett.* **1976**, 2287; Stemke, J.E.; Chamberlin, A.R.; Bond, F.T. *Tetrahedron Lett.* **1976**, 2947.

can be trapped by various electrophiles²⁷⁶ such as D₂O (to give deuterated alkenes), CO₂ (to give α,β-unsaturated carboxylic acids, **16-30**), or DMF (to give α,β-unsaturated aldehydes, **16-82**). Treatment of *N*-aziridino hydrazones with LDA leads to alkenes with high *cis* selectivity.²⁷⁷

The reaction also takes place with other bases (e.g., LiH,²⁷⁸ Na in ethylene glycol, NaH, NaNH₂) or with smaller amounts of RLi, but in these cases side reactions are common and the orientation of the double bond is in the other direction (to give the more highly substituted alkene). The reaction with Na in ethylene glycol is called the *Bamford–Stevens reaction*.²⁷⁹ For these reactions two mechanisms are possible: a carbenoid and a carbocation mechanism.²⁸⁰ The side reactions found are those expected of carbenes and carbocations. In general, the carbocation mechanism is chiefly found in protic solvents and the carbenoid mechanism in aprotic solvents. Both routes involve formation of a diazo compound (**35**) which in some cases can be isolated.



In fact, this reaction has been used as a synthetic method for the preparation of diazo compounds.²⁸¹ In the absence of protic solvents, **36** loses N₂, and hydrogen migrates, to give the alkene product. The migration of



²⁷⁶For a review, see Chamberlin, A.R.; Bloom, S.H. *Org. React.* **1990**, 39, 1.

²⁷⁷Maruoka, K.; Oishi, M.; Yamamoto, H. *J. Am. Chem. Soc.* **1996**, 118, 2289.

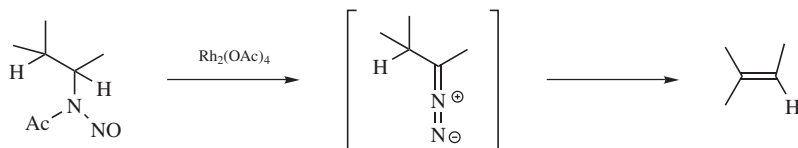
²⁷⁸Biellmann, J.F.; Pète, J. *Bull. Soc. Chim. Fr.* **1967**, 675.

²⁷⁹Bamford, W.R.; Stevens, R.R. *J. Chem. Soc.* **1952**, 4735. For a tandem Bamford–Stevens–Claisen rearrangement, see May, J.A.; Stoltz, B.M. *J. Am. Chem. Soc.* **2002**, 124, 12426.

²⁸⁰Powell, J.W.; Whiting, M.C. *Tetrahedron* **1959**, 7, 305; **1961**, 12, 168; DePuy, C.H.; Froemsdorf, D.H. *J. Am. Chem. Soc.* **1960**, 82, 634; Bayless, J.H.; Friedman, L.; Cook, F.B.; Shechter, H. *J. Am. Chem. Soc.* **1968**, 90, 531; Nickon, A.; Werstiuk, N.H. *J. Am. Chem. Soc.* **1972**, 94, 7081.

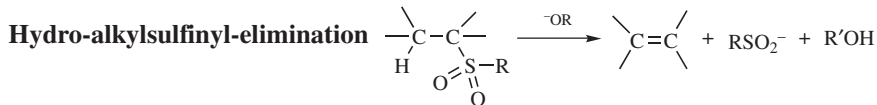
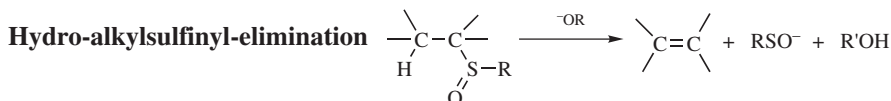
²⁸¹For a review, see Regitz, M.; Maas, G. *Diazo Compounds*; Academic Press, NY, **1986**, pp. 257–295. For an improved procedure, see Wulfman, D.S.; Yousefian, S.; White, J.M. *Synth. Commun.* **1988**, 18, 2349.

hydrogen may immediately follow, or be simultaneous with, the loss of N₂. In a protic solvent, **35** becomes protonated to give the diazonium ion **36**, which loses N₂ to give the corresponding carbocation, that may then undergo elimination or give other reactions characteristic of carbocations. A diazo compound is an intermediate in the formation of alkenes by treatment of *N*-nitrosoamides with a rhodium(II) catalyst.²⁸²



OS VI, 172; VII, 77; IX, 147. For the preparation of a diazo compound, see OS VII, 438.

17-12 Cleavage of Sulfoxides, Selenoxides, and Sulfones



Sulfonium compounds ($-\text{C}^+\text{SR}_2$) undergo elimination similar to that of their ammonium counterparts (**17-7** and **17-8**) in scope and mechanism but this reaction is not of great synthetic importance. These syn-elimination reactions are related to the Cope elimination (**17-9**) and the Hofmann elimination (**17-7**).²⁸³

Sulfoxides and sulfones²⁸⁴ with a β hydrogen, on the other hand, undergo elimination on treatment with an alkoxide or, for sulfones,²⁸⁵ even with hydroxide.²⁸⁶ Sulfones also eliminate in the presence of an organolithium reagent and a palladium catalyst.²⁸⁷ Mechanistically, these reactions belong on the E1-E2-E1cB spectrum.²⁸⁸ Although the leaving groups are uncharged, the orientation follows Hofmann's rule, not Zaitsev's. Sulfoxides (but not sulfones) also undergo elimination

²⁸²Godfrey, A.G.; Ganem, B. *J. Am. Chem. Soc.* **1990**, *112*, 3717.

²⁸³For a discussion and leading references of this class of eliminations, see Smith, M.B. *Organic Synthesis*, 2nd ed., McGraw-Hill, NY, **2001**, pp. 135–141.

²⁸⁴See Cubbage, J.W.; Guo, Y.; McCulla, R.D.; Jenks, W.S. *J. Org. Chem.* **2001**, *66*, 8722.

²⁸⁵Certain sulfones undergo elimination with 5% HCl in THF: Yoshida, T.; Saito, S. *Chem. Lett.* **1982**, 165.

²⁸⁶Hofmann, J.E.; Wallace, T.J.; Argabright, P.A.; Schriesheim, A. *Chem. Ind. (London)* **1963**, 1234.

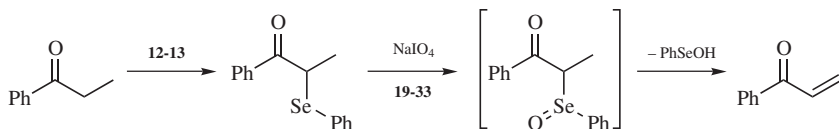
²⁸⁷Gai, Y.; Jin, L.; Julia, M.; Verpeaux, J.-N. *J. Chem. Soc., Chem. Commun.* **1993**, 1625.

²⁸⁸Hofmann, J.E.; Wallace, T.L.; Schriesheim, A. *J. Am. Chem. Soc.* **1964**, *86*, 1561.

on pyrolysis at $\sim 80^\circ\text{C}$ in a manner analogous to **17-9**. The mechanism is also analogous, being the five-membered E^i mechanism with syn elimination.²⁸⁹

Selenoxides²⁹⁰ and sulfinates $\text{R}_2\text{CH}-\text{CHR}-\text{SO}-\text{OMe}$ ²⁹¹ also undergo elimination by the E^i mechanism, the selenoxide reaction taking place at room temperature. The reaction with selenoxides has been extended to the formation of triple bonds.²⁹²

Both the selenoxide²⁹³ and sulfoxide²⁹⁴ reactions have been used in a method for the conversion of ketones, aldehydes, and carboxylic esters to their α,β -unsaturated derivatives (illustrated for the selenoxide).



Because of the mildness of the procedure, this is probably the best means of accomplishing this conversion. Treatment of ketones with LDA and then $\text{PhCIS}=\text{N}t\text{-Bu}$ leads to the conjugated ketone.²⁹⁵ Allylic sulfoxides undergo 1,4-elimination to give dienes.²⁹⁶ Ketones also react with hypervalent iodine compound in DMSO to give conjugated ketone.²⁹⁷ In a similar manner, ketones are converted to conjugated ketones by heating with $\text{HIO}_5/\text{I}_2\text{O}_5$ in DMSO.²⁹⁸

²⁸⁹Schmitz, C.; Harvey, J.N.; Viehe, H.G. *Bull. Soc. Chim. Belg.* **1994**, *103*, 105; Yoshimura, T.; Tsukurimichi, E.; Iizuka, Y.; Mizuno, H.; Isaji, H.; Shimasaki, C. *Bull. Chem. Soc. Jpn.* **1989**, *62*, 1891.

²⁹⁰For reviews, see Back, T.G., in Patai, S. *The Chemistry of Organic Selenium and Tellurium Compounds*, Vol. 2, Wiley, NY, **1987**, pp. 91–213, 95–109; Paulmier, C. *Selenium Reagents and Intermediates in Organic Synthesis*, Pergamon, Elmsford, NY, **1986**, pp. 132–143; Reich, H.J. *Acc. Chem. Res.* **1979**, *12*, 22, in Trahanovsky, W.S. *Oxidation in Organic Chemistry*, pt. C, Academic Press, NY, **1978**, pp. 15–101; Sharpless, K.B.; Gordon, K.M.; Lauer, R.F.; Patrick, D.W.; Singer, S.P.; Young, M.W. *Chem. Scr.* **1975**, *8A*; 9. See also, Liotta, D. *Organoselenium Chemistry*, Wiley, NY, **1987**.

²⁹¹Jones, D.N.; Higgins, W. *J. Chem. Soc. C* **1970**, 81.

²⁹²Reich, H.J.; Willis, Jr., W.W. *J. Am. Chem. Soc.* **1980**, *102*, 5967.

²⁹³Clive, D.L.J. *J. Chem. Soc., Chem. Commun.* **1973**, 695; Reich, H.J.; Renga, J.M.; Reich, I.L. *J. Am. Chem. Soc.* **1975**, *97*, 5434, and references cited therein; Sharpless, K.B.; Lauer, R.F.; Teranishi, A.Y. *J. Am. Chem. Soc.* **1973**, *95*, 6137; Grieco, P.A.; Miyashita, M. *J. Org. Chem.* **1974**, *39*, 120; Crich, D.; Barba, G.R. *Org. Lett.* **2000**, *2*, 989. For lists of reagents, with references, see Larock, R.C. *Comprehensive Organic Transformations*, 2nd ed., Wiley-VCH, NY, **1999**, pp. 287–290. For a discussion of the effect of ortho substituents, see Sayama, S.; Onami, T. *Tetrahedron Lett.* **2000**, *41*, 5557.

²⁹⁴Trost, B.M.; Salzmann, T.N.; Hiroi, K. *J. Am. Chem. Soc.* **1976**, *98*, 4887. For a review of this and related methods, see Trost, B.M. *Acc. Chem. Res.* **1978**, *11*, 453.

²⁹⁵Mukaiyama, T.; Matsuo, J.-i.; Kitgawa, H. *Chem. Lett.* **2000**, 1250.

²⁹⁶de Groot, A.; Jansen, B.J.M.; Reuvers, J.T.A.; Tedjo, E.M. *Tetrahedron Lett.* **1981**, *22*, 4137.

²⁹⁷Nicolaou, K.C.; Montagnon, T.; Baran, P.S.; Zhong, Y.-L. *J. Am. Chem. Soc.* **2002**, *124*, 2245; Nicolaou, K.C.; Gray, D.L.F.; Montagnon, T.; Harrison, S.T. *Angew. Chem. Int. Ed.* **2002**, *41*, 996.

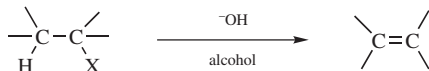
²⁹⁸Nicolaou, K.C.; Montagnon, T.; Baran, P.S. *Angew. Chem. Int. Ed.* **2002**, *41*, 1386.

A radical elimination reaction generates alkenes from sulfoxides. The reaction of a 2-bromophenyl alkylsulfoxide with Bu_3SnH and AIBN (see p. 935 for a discussion of these standard radical conditions) leads to an alkene.²⁹⁹

OS VI, 23, 737; VIII, 543; IX, 63.

17-13 Dehydrohalogenation of Alkyl Halides

Hydro-halo-elimination



The elimination of HX from an alkyl halide is a very general reaction and can be accomplished with chlorides, fluorides, bromides, and iodides.³⁰⁰ Hot alcoholic KOH is the most frequently used base, although stronger bases³⁰¹ (OR^- , NH_2^- , etc.) or weaker ones (e.g., amines) are used where warranted.³⁰² The bicyclic amidines 1,5-diazabicyclo[3.4.0]nonene-5 (DBN)³⁰³ and 1,8-diazabicyclo[5.4.0]undecene-7 (DBU)³⁰⁴ are good reagents for difficult cases.³⁰⁵ Dehydrohalogenation with the non-ionic base $(\text{Me}_2\text{N})_3\text{P}=\text{N}-\text{P}(\text{NMe}_2)_2=\text{NMe}$ is even faster.³⁰⁶ Phase-transfer catalysis has been used with hydroxide as base.³⁰⁷ As previously mentioned (p. 1495), certain weak bases in dipolar aprotic solvents are effective reagents for dehydrohalogenation. Among those most often used for synthetic purposes are LiCl or LiBr–LiCO₃ in DMF.³⁰⁸ Dehydrohalogenation has also been effected by heating of the alkyl halide in HMPA with no other reagent present.³⁰⁹ As in

²⁹⁹Imboden, C.; Villar, F.; Renaud, P. *Org. Lett.* **1999**, *1*, 873.

³⁰⁰For a review of eliminations involving the carbon–halogen bond, see Baciocchi, E., in Patai, S.; Rappoport, Z. *The Chemistry of Functional Groups, Supplement D*, pt. 2, Wiley, NY, **1983**, pp. 1173–1227.

³⁰¹Triphenylmethylpotassium rapidly dehydrohalogenates secondary alkyl bromides and iodides, in >90% yields, at 0°C: Anton, D.R.; Crabtree, R.H. *Tetrahedron Lett.* **1983**, *24*, 2449.

³⁰²For a list of reagents, with references, see Larock, R.C. *Comprehensive Organic Transformations*, 2nd ed., Wiley-VCH, NY, **1999**, pp. 256–258.

³⁰³Truscheit, E.; Eiter, K. *Liebigs Ann. Chem.* **1962**, *658*, 65; Oediger, H.; Kabbe, H.; Möller, F.; Eiter, K. *Chem. Ber.* **1966**, *99*, 2012; Vogel, E.; Klärner, F. *Angew. Chem. Int. Ed.* **1968**, *7*, 374.

³⁰⁴Oediger, H.; Möller, F. *Angew. Chem. Int. Ed.* **1967**, *6*, 76; Wolkoff, P. *J. Org. Chem.* **1982**, *47*, 1944.

³⁰⁵For a review of these reagents, see Oediger, H.; Möller, F.; Eiter, K. *Synthesis* **1972**, 591.

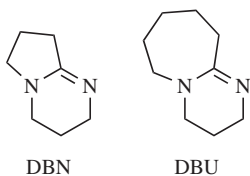
³⁰⁶Schwesinger, R.; Schlemper, H. *Angew. Chem. Int. Ed.* **1987**, *26*, 1167.

³⁰⁷Kimura, Y.; Regen, S.L. *J. Org. Chem.* **1983**, *48*, 195; Halpern, M.; Zahalka, H.A.; Sasson, Y.; Rabinovitz, M. *J. Org. Chem.* **1985**, *50*, 5088. See also, Barry, J.; Bram, G.; Decodts, G.; Loupy, A.; Pigeon, P.; Sansoulet, J. *J. Org. Chem.* **1984**, *49*, 1138.

³⁰⁸For a discussion, see Fieser, L.F.; Fieser, M. *Reagents for Organic Syntheses*, Vol. 1, Wiley, NY, **1967**, pp. 606–609. For a review of alkali-metal fluorides in this reaction, see Yakobson, G.G.; Akhmetova, N.E. *Synthesis* **1983**, 169, see pp. 170–173.

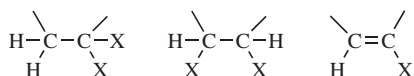
³⁰⁹Hanna, R. *Tetrahedron Lett.* **1968**, 2105; Monson, R.S. *Chem. Commun.* **1971**, 113; Hutchins, R.O.; Hutchins, M.G.; Milewski, C.A. *J. Org. Chem.* **1972**, *37*, 4190; Hoyer, T.R.; van Deidhuizen, J.J.; Vos, T.J.; Zhao, P. *Synth. Commun.* **2001**, *31*, 1367.

nucleophilic substitution (p. 496), the order of leaving group reactivity is $I > Br > Cl > F$.³¹⁰



Tertiary halides undergo elimination most easily. Eliminations of chlorides, bromides, and iodides follow Zaitsev's rule, except for a few cases where steric effects are important (for an example, see p. 1499). Eliminations of fluorides follow Hofmann's rule (p. 1500).

This reaction is by far the most important way of introducing a triple bond into a molecule.³¹¹ Alkyne formation can be accomplished with substrates of the types:³¹²



When the base is NaNH_2 1-alkynes predominate (where possible), because this base is strong enough to form the salt of the alkyne, shifting any equilibrium between 1- and 2-alkynes. When the base is OH^- or OR^- , the equilibrium tends to be shifted to the internal alkyne, which is thermodynamically more stable. If another hydrogen is suitably located (e.g., $-\text{CRH}-\text{CX}_2-\text{CH}_2-$), allene formation can compete, although alkynes are usually more stable.³¹³ 1,1,2-Trihalocyclopropanes are converted to alkynes by ring opening reactions.³¹³

Dehydrohalogenation is generally carried out in solution, with a base, and the mechanism is usually E2, although the E1 mechanism has been demonstrated in some cases. However, elimination of HX can be accomplished by pyrolysis of the halide, in which case the mechanism is Eⁱ (p. 1507) or, in some instances, the free-radical mechanism (p. 1510). Pyrolysis is normally performed without a catalyst at $\sim 400^\circ\text{C}$. The pyrolysis reaction is not generally useful synthetically, because of its reversibility. Less work has been done on pyrolysis with a catalyst³¹⁴ (usually a metallic oxide or salt), but the mechanisms here are probably E1 or E2.

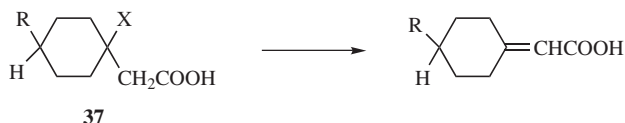
³¹⁰Matsubara, S.; Matsuda, H.; Hamatani, T.; Schlosser, M. *Tetrahedron* **1988**, *44*, 2855.

³¹¹For reviews, see Ben-Efraim, D.A. in Patai, S. *The Chemistry of the Carbon-Carbon Triple Bond*, pt. 2, Wiley, NY, **1978**, p. 755; Köbrich, G.; Buck, P., in Viehe, H. G. *Acetylenes*, Marcel Dekker, NY, **1969**, pp. 100–134; Franke, W.; Ziegenbein, W.; Meister, H. *Angew. Chem.* **1960**, *72*, 391, see p. 391; Köbrich, G. *Angew. Chem. Int. Ed.* **1965**, *4*, 49, see pp. 50–53.

³¹²For a list of reagents, with references, see Larock, R.C. *Comprehensive Organic Transformations*, 2nd ed., Wiley-VCH, NY, **1999**, pp. 569–571.

³¹³For a review, see Sydnes, L.K. *Eur. J. Org. Chem.* **2000**, 3511.

³¹⁴For a review, see Noller, H.; Andréu, P.; Hunger, M. *Angew. Chem. Int. Ed.* **1971**, *10*, 172.



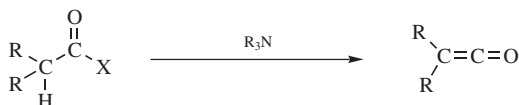
In the special case of the prochiral carboxylic acids **37**, dehydrohalogenation with an optically active lithium amide gave an optically active product with ee as high as 82%.³¹⁵

Other reagents lead to dehydrohalogenation. 1,1,1-Trichloro compounds are converted to vinyl chlorides with CrCl_2 .³¹⁶


OS **I**, 191, 205, 209, 438; **II**, 10, 17, 515; **III**, 125, 209, 270, 350, 506, 623, 731, 785; **IV**, 128, 162, 398, 404, 555, 608, 616, 683, 711, 727, 748, 755, 763, 851, 969; **V**, 285, 467, 514; **VI**, 87, 210, 327, 361, 368, 427, 462, 505, 564, 862, 883, 893, 954, 991, 1037; **VII**, 126, 319, 453, 491; **VIII**, 161, 173, 212, 254; **IX**, 191, 656, 662. Also see, OS **VI**, 968.

17-14 Dehydrohalogenation of Acyl Halides and Sulfonyl Halides

Hydro-halo-elimination



Ketenes can be prepared by treatment of acyl halides with tertiary amines³¹⁷ or with NaH and a crown ether.³¹⁸ The scope is broad, and most acyl halides possessing an α hydrogen give the reaction, but if at least one R is hydrogen, only the ketene dimer, not the ketene, is isolated. However, if it is desired to use a reactive ketene in a reaction with a given compound, the ketene can be generated *in situ* in the presence of the given compound.³¹⁹



Closely related is the reaction of tertiary amines with sulfonyl halides that contain an α hydrogen. In this case, the initial product is the highly reactive sulfene, which cannot be isolated but reacts further to give products, one of which may be the alkene that is the dimer of RCH.³²⁰ Reactions of sulfenes *in situ* are also common (e.g., see **16-48**).

OS **IV**, 560; **V**, 294, 877; **VI**, 549, 1037; **VII**, 232; **VIII**, 82.

³¹⁵Duhamel, L.; Ravard, A.; Plaquevent, J.C.; Plé, G.; Davoust, D. *Bull. Soc. Chim. Fr.* **1990**, 787.

³¹⁶Baati, R.; Barma, D.K.; Krishna, U.M.; Mioskowski, C.; Falck, J.R. *Tetrahedron Lett.* **2002**, 43, 959.

³¹⁷For a monograph on the chemistry of ketenes, see Tidwell, T.T. *Ketenes*, Wiley, NY, **1995**.

³¹⁸Taggi, A.E.; Wack, H.; Hafez, A.M.; France, S.; Lectka, T. *Org. Lett.* **2002**, 4, 627.

³¹⁹For a review of this procedure, see Luknitskii, F.I.; Vovsi, B.A. *Russ. Chem. Rev.* **1969**, 38, 487.

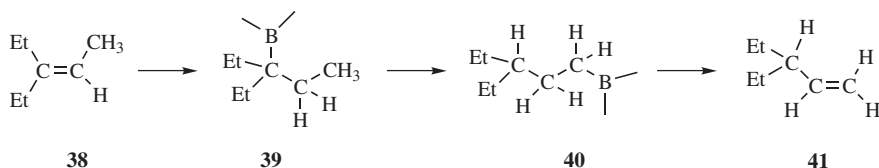
³²⁰For reviews of sulfenes, see King, J.F. *Acc. Chem. Res.* **1975**, 8, 10; Nagai, T.; Tokura, N. *Int. J. Sulfur Chem. Part B* **1972**, 207; Truce, W.E.; Liu, L.K. *Mech. React. Sulfur Compd.* **1969**, 4, 145; Opitz, G. *Angew. Chem. Int. Ed.* **1967**, 6, 107; Wallace, T.J. *Q. Rev. Chem. Soc.* **1966**, 20, 67.

17-15 Elimination of Boranes

Hydro-borane-triyl-elimination



Trialkylboranes are formed from an alkene and BH_3 (**15-16**). When the resulting borane is treated with another alkene, an exchange reaction occurs.³²¹ This is an equilibrium process that can be shifted by using a large excess of alkene, by using an unusually reactive alkene, or by using an alkene with a higher boiling point than the displaced alkene and removing the latter by distillation. The reaction is useful for shifting a double bond in the direction opposite to that resulting from normal isomerization methods (**12-2**). This cannot be accomplished simply by treatment of a borane, such as **39**, with an alkene, because elimination in this reaction follows Zaitsev's rule: It is in the direction of the most stable alkene, and the product would be **38**, not **41**. However, if it is desired to convert **38** to **41**, this can be accomplished by converting **38** to **39**, isomerizing **39** to **40** (**18-11**) and then subjecting **40** to the exchange reaction with a higher boiling alkene (e.g., 1-decene), whereupon **41** is produced. In the usual isomerizations (**12-2**), **41** could be isomerized to **38**, but not the other way around. The reactions $\text{39} \rightarrow \text{40}$ and $\text{40} \rightarrow \text{41}$ proceed essentially without rearrangement. The mechanism is probably the reverse of borane addition (**15-16**).

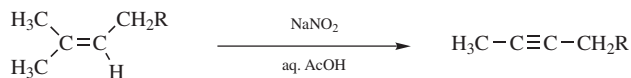


A similar reaction, but irreversible, has been demonstrated for alkynes.³²²



17-16 Conversion of Alkenes to Alkynes

Hydro-methyl-elimination



Alkenes of the form shown lose the elements of methane when treated with sodium nitrite in acetic acid and water, to form alkynes in moderate-to-high yields.³²³ The R may contain additional unsaturation, as well as OH, OR, OAc,

³²¹Brown, H.C.; Bhatt, M.V.; Munkata, T.; Zweifel, G. *J. Am. Chem. Soc.* **1967**, *89*, 567; Taniguchi, H. *Bull. Chem. Soc. Jpn.* **1979**, *52*, 2942.

³²²Hubert, A.J. *J. Chem. Soc.* **1965**, 6669.

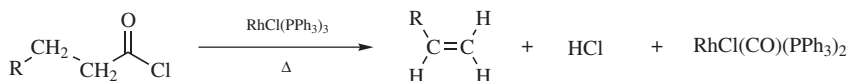
³²³Abidi, S.L. *Tetrahedron Lett.* **1986**, *27*, 267; *J. Org. Chem.* **1986**, *51*, 2687.

C=O, and other groups, but the $\text{Me}_2\text{C}=\text{CHCH}_2$ portion of the substrate is necessary for the reaction to take place. The mechanism is complex, beginning with a nitration that takes place with allylic rearrangement [$\text{Me}_2\text{C}=\text{CHCH}_2\text{R} \rightarrow \text{H}_2\text{C}=\text{C}(\text{Me})\text{CH}(\text{NO}_2)\text{CH}_2\text{R}$], and involving several additional intermediates.³²⁴ The CH_3 lost from the substrate appears as CO_2 , as demonstrated by the trapping of this gas.³²⁴

1,1-Dibromoalkenes are converted to alkynes when treated with *n*-butyllithium.³²⁵ This transformation is a modification of the *Fritsch–Buttenberg–Wiechell rearrangement*.³²⁶ Vinyl sulfoxides that contain a leaving group, such as chloride on the double bond, react with *tert*-butyllithium to give a lithio alkyne, and hydrolysis leads to the final product, an alkyne.

17-17 Decarbonylation of Acyl Halides

Hydro-chloroformyl-elimination

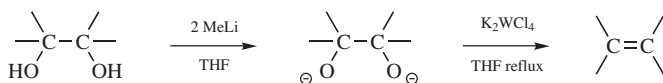


Acyl chlorides containing an α -hydrogen are smoothly converted to alkenes, with loss of HCl and CO, on heating with chlorotris(triphenylphosphine)rhodium, with metallic platinum, or with certain other catalysts.³²⁷ The mechanism probably involves conversion of $\text{RCH}_2\text{CH}_2\text{COCl}$ to $\text{RCH}_2\text{CH}_2\text{-RhCO}(\text{Ph}_3\text{P})_2\text{Cl}_2$ followed by a concerted syn elimination of Rh and H³²⁸ (see also, 14-32 and 19-12).

B. Reactions in Which Neither Leaving Atom Is Hydrogen

17-18 Deoxygenation of Vicinal Diols

Dihydroxy-elimination



vic-Diols can be deoxygenated by treatment of the dilithium dialkoxide with the tungsten halide (K_2WCl_6), or with certain other tungsten reagents, in refluxing THF.³²⁹ Tetrasubstituted diols react most rapidly. The elimination is largely, but

³²⁴ Corey, E.J.; Seibel, W.L.; Kappos, J.C. *Tetrahedron Lett.* **1987**, 28, 4921.

³²⁵ Chernick, E.T.; Eisler, S.; Tykwinski, R.R. *Tetrahedron Lett.* **2001**, 42, 8575.

³²⁶ Fritsch, P. *Ann.* **1894**, 279, 319; Buttenberg, W.P. *Ann.*, **1894**, 279, 324; Wiechell, H. *Ann.* **1894**, 279, 337; Stang, P.J.; Fox, D.P.; Collins, C.J.; Watson, Jr., C.R. *J. Org. Chem.* **1978**, 43, 364. For a review, see Stang, P.J. *Chem. Rev.* **1978**, 78, 383.

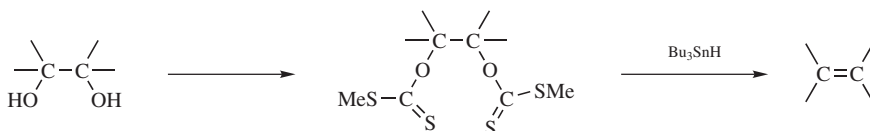
³²⁷ For a review, see Tsuji, J.; Ohno, K. *Synthesis* **1969**, 157. For extensions to certain other acid derivatives, see Minami, I.; Nisar, M.; Yuhara, M.; Shimizu, I.; Tsuji, J. *Synthesis* **1987**, 992.

³²⁸ Lau, K.S.Y.; Becker, Y.; Huang, F.; Baenziger, N.; Stille, J.K. *J. Am. Chem. Soc.* **1977**, 99, 5664.

³²⁹ Sharpless, K.B.; Flood, T.C. *J. Chem. Soc., Chem. Commun.* **1972**, 370; Sharpless, K.B.; Umbreit, M.A.; Nieh, T.; Flood, T.C. *J. Am. Chem. Soc.* **1972**, 94, 6538.

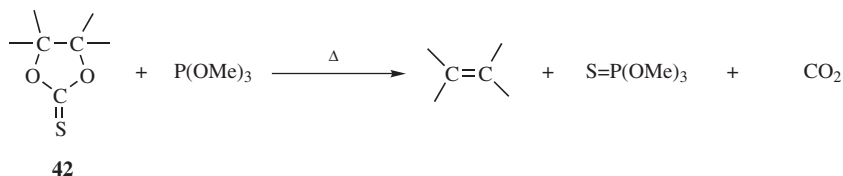
not entirely, *syn*. Several other methods have been reported,³³⁰ in which the diol is deoxygenated directly, without conversion to the dialkoxide. These include treatment with titanium metal,³³¹ with TsOH–NaI,³³² and by heating with CpReO₃, where Cp is cyclopentadienyl.³³³

vic-Diols can also be deoxygenated indirectly, through sulfonate ester derivatives. For example, *vic*-dimesylates and *vic*-ditosylates have been converted to alkenes by treatment, respectively, with naphthalene-sodium³³⁴ and with NaI in DMF.³³⁵ In another procedure, the diols are converted to bisdithiocarbonates (bis xanthates), which undergo elimination (probably by a free-radical mechanism) when



treated with tri-*n*-butylstannane in toluene or benzene.³³⁶ *vic*-Diols can also be deoxygenated through cyclic derivatives (**17-19**).

17-19 Cleavage of Cyclic Thionocarbonates



Cyclic thionocarbonates (**42**) can be cleaved to alkenes (the *Corey–Winter reaction*)³³⁷ by heating with trimethyl phosphite³³⁸ or other trivalent phosphorus compounds³³⁹ or by treatment with bis(1,5-cyclooctadiene)nickel.³⁴⁰ The

³³⁰For a list of reagents, with references, see Larock, R.C. *Comprehensive Organic Transformations*, 2nd ed., Wiley-VCH, NY, **1999**, pp. 297–299.

³³¹McMurry, J.E. *Acc. Chem. Res.* **1983**, *16*, 405, and references cited therein.

³³²Sarma, J.C.; Sharma, R.P. *Chem. Ind. (London)* **1987**, 96.

³³³Cook, G.K.; Andrews, M.A. *J. Am. Chem. Soc.* **1996**, *118*, 9448.

³³⁴Carnahan Jr., J.C.; Closson, W.D. *Tetrahedron Lett.* **1972**, 3447.

³³⁵Dafaye, J. *Bull. Soc. Chim. Fr.* **1968**, 2099.

³³⁶Barrett, A.G.M.; Barton, D.H.R.; Bielski, R. *J. Chem. Soc. Perkin Trans. 1* **1979**, 2378.

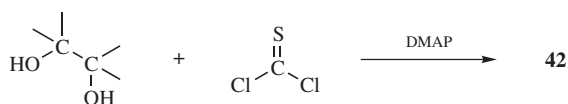
³³⁷For reviews, see Block, E. *Org. React.* **1984**, *30*, 457; Sonnet, P.E. *Tetrahedron* **1980**, *36*, 557, 593–598; Mackie, R.K., in Cadogan, J.I.G. *Organophosphorus Reagents in Organic Synthesis*, Academic Press, NY, **1979**, pp. 354–359.

³³⁸Corey, E.J.; Winter, R.A.E. *J. Am. Chem. Soc.* **1963**, *85*, 2677.

³³⁹Corey, E.J. *Pure Appl. Chem.* **1967**, *14*, 19, see pp. 32–33.

³⁴⁰Semmelhack, M.F.; Stauffer, R.D. *Tetrahedron Lett.* **1973**, 2667. For another method, see Vedejs, E.; Wu, E.S.C. *J. Org. Chem.* **1974**, *39*, 3641.

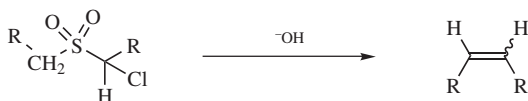
thionocarbonates can be prepared by treatment of 1,2-diols with thiophosgene and 4-dimethylaminopyridine (DMAP):³⁴¹



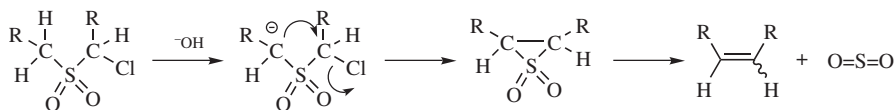
The elimination is of course syn, so the product is sterically controlled. Alkenes that are not sterically favored can be made this way in high yield, (e.g., *cis*-PhCH₂CH=CHCH₂Ph).³⁴² Certain other five-membered cyclic derivatives of 1,2-diols can also be converted to alkenes.³⁴³

17-20 The Ramberg–Bäcklund Reaction

Ramberg–Bäcklund halosulfone transformation



The reaction of an α -halo sulfone with a base to give an alkene is called the *Ramberg–Bäcklund reaction*.³⁴⁴ The reaction is quite general for α -halo sulfones with an α' hydrogen, despite the unreactive nature of α -halo sulfones in normal S_N2 reactions (p. 486). Halogen reactivity is in the order I > Br \gg Cl. Phase-transfer catalysis has been used.³⁴⁵ In general, mixtures of *cis* and *trans* isomers are obtained, but usually the less stable *cis* isomer predominates. The mechanism involves formation of an episulfone, and then elimination of SO₂. There is much



³⁴¹ Corey, E.J.; Hopkins, P.B. *Tetrahedron Lett.* **1982**, 23, 1979.

³⁴² Corey, E.J.; Carey, F.A.; Winter, R.A.E. *J. Am. Chem. Soc.* **1965**, 87, 934.

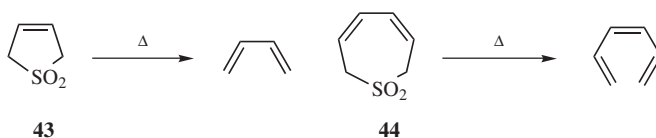
³⁴³ See Hines, J.N.; Peagram, M.J.; Whitham, G.H.; Wright, M. *Chem. Commun.* **1968**, 1593; Josan, J.S.; Eastwood, F.W. *Aust. J. Chem.* **1968**, 21, 1013; Hiyama, T.; Nozaki, H. *Bull. Chem. Soc. Jpn.* **1973**, 46, 2248; Marshall, J.A.; Lewellyn, M.E. *J. Org. Chem.* **1977**, 42, 1311; Breuer, E.; Bannet, D.M. *Tetrahedron* **1978**, 34, 997; Hanessian, S.; Bargiotti, A.; LaRue, M. *Tetrahedron Lett.* **1978**, 737; Hatanaka, K.; Tanimoto, S.; Oida, T.; Okano, M. *Tetrahedron Lett.* **1981**, 22, 5195; Ando, M.; Ohhara, H.; Takase, K. *Chem. Lett.* **1986** 879; King, J.L.; Posner, B.A.; Mak, K.T.; Yang, N.C. *Tetrahedron Lett.* **1987**, 28, 3919; Beels, C.M.D.; Coleman, M.J.; Taylor, R.J.K. *Synlett* **1990**, 479.

³⁴⁴ For reviews, see Paquette, L.A. *Org. React.* **1977**, 25, 1; *Mech. Mol. Migr.* **1968**, 1, 121; *Acc. Chem. Res.* **1968**, 1, 209; Meyers, C.Y.; Matthews, W.S.; Ho, L.L.; Kolb, V.M.; Parady, T.E., in Smith, G.V. *Catalysis in Organic Synthesis*, Academic Press, NY, **1977**, pp. 197–278; Rappe, C., in Patai, S. *The Chemistry of the Carbon-Halogen Bond*, pt. 2, Wiley, NY, **1973**, pp. 1105–1110; Bordwell, F.G. *Acc. Chem. Res.* **1970**, 3, 281, pp. 285–286; in Janssen, M.J. *Organosulfur Chemistry*, Wiley, NY, **1967**, pp. 271–284.

³⁴⁵ Hartman, G.D.; Hartman, R.D. *Synthesis* **1982**, 504.

evidence for this mechanism,³⁴⁶ including the isolation of the episulfone intermediate,³⁴⁷ and the preparation of episulfones in other ways and the demonstration that they give alkenes under the reaction conditions faster than the corresponding α -halo sulfones.³⁴⁸ Episulfones synthesized in other ways (e.g., **16-48**) are reasonably stable compounds, but eliminate SO_2 to give alkenes when heated or treated with base.

If the reaction is run on the unsaturated bromo sulfones $\text{RCH}_2\text{CH}=\text{CHSO}_2\text{CH}_2\text{Br}$ (prepared by reaction of $\text{BrCH}_2\text{SO}_2\text{Br}$ with $\text{RCH}_2\text{CH}=\text{CH}_2$ followed by treatment with Et_3N), the dienes $\text{RCH}=\text{CHCH}=\text{CH}_2$ are produced in moderate-to-good yields.³⁴⁹ The compound mesyltriflone $\text{CF}_3\text{SO}_2\text{CH}_2\text{SO}_2\text{CH}_3$ can be used as a synthon for the tetraion $^{2-}\text{C}=\text{C}^{2-}$. Successive alkylation (**10-67**) converts it to $\text{CF}_3\text{SO}_2\text{CR}^1\text{R}^2\text{SO}_2\text{CHR}^3\text{R}^4$ (anywhere from one to four alkyl groups can be put in), which, when treated with base, gives $\text{R}^1\text{R}^2\text{C}=\text{CR}^3\text{R}^4$.³⁵⁰ The nucleofuge here is the CF_3SO_2^- ion.



2,5-Dihydrothiophene-1,1-dioxides (**43**) and 2,17-dihydrothiepin-1,1-dioxides (**44**) undergo analogous 1,4- and 1,6-eliminations, respectively (see also, **17-36**). These are concerted reactions and, as predicted by the orbital-symmetry rules (p. 1207), the former³⁵¹ is a suprafacial process and the latter³⁵² an antarafacial process. The rules also predict that elimination of SO_2 from episulfones cannot take place by a concerted mechanism (except antarafacially, which is unlikely for such a small ring), and the evidence shows that this reaction occurs by a nonconcerted pathway.³⁵³ The eliminations of SO_2 from **43** and **44** are examples of *cheletropic reactions*,³⁵⁴ which are defined as reactions in which two σ bonds that terminate

³⁴⁶See, for example, Paquette, L.A. *J. Am. Chem. Soc.* **1964**, *86*, 4089; Neureiter, N.P. *J. Am. Chem. Soc.* **1966**, *88*, 558; Bordwell, F.G.; Wolfinger, M.D. *J. Org. Chem.* **1974**, *39*, 2521; Bordwell, F.G.; Doomes, E. *J. Org. Chem.* **1974**, *39*, 2526, 2531.

³⁴⁷Sutherland, A.G.; Taylor, R.J.K. *Tetrahedron Lett.* **1989**, *30*, 3267.

³⁴⁸Bordwell, F.G.; Williams Jr., J.M.; Hoyt, Jr., E.B.; Jarvis, B.B. *J. Am. Chem. Soc.* **1968**, *90*, 429; Bordwell, F.G.; Williams, Jr., J.M. *J. Am. Chem. Soc.* **1968**, *90*, 435.

³⁴⁹Block, E.; Aslam, M.; Eswarakrishnan, V.; Gebreyes, K.; Hutchinson, J.; Iyer, R.; Laffitte, J.; Wall, A. *J. Am. Chem. Soc.* **1986**, *108*, 4568.

³⁵⁰Hendrickson, J.B.; Boudreaux, G.J.; Palumbo, P.S. *J. Am. Chem. Soc.* **1986**, *108*, 2358.

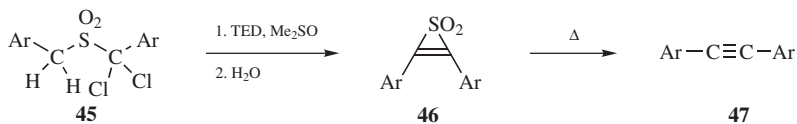
³⁵¹Mock, W.L. *J. Am. Chem. Soc.* **1966**, *88*, 2857; McGregor, S.D.; Lemal, D.M. *J. Am. Chem. Soc.* **1966**, *88*, 2858.

³⁵²Mock, W.L. *J. Am. Chem. Soc.* **1969**, *91*, 5682.

³⁵³Bordwell, F.G.; Williams, Jr., J.M.; Hoyt, Jr., E.B.; Jarvis, B.B. *J. Am. Chem. Soc.* **1968**, *90*, 429; Bordwell, F.G.; Williams Jr., J.M. *J. Am. Chem. Soc.* **1968**, *90*, 435. See also, Vilsmaier, E.; Tropitzsch, R.; Vostrowsky, O. *Tetrahedron Lett.* **1974**, 3987.

³⁵⁴For a review, see Mock, W.L., in Marchand, A.P.; Lehr, R.E. *Pericyclic Reactions*, Vol. 2, Academic Press, NY, **1977**, pp. 141-179.

at a single atom (in this case the sulfur atom) are made or broken in concert.³⁵⁵



α,α -Dichlorobenzyl sulfones (**45**) react with an excess of the base triethylenediamine (TED) in DMSO at room temperature to give 2,3-diarylthiiren-1,1-dioxides (**46**), which can be isolated.³⁵⁶ Thermal decomposition of **46** gives the alkynes **47**.³⁵⁷

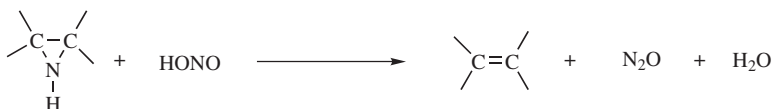
A Ramberg–Bäcklund-type reaction has been carried out on the α -halo sulfides (ArCHClSCH₂Ar), which react with *t*-BuOK and PPh₃ in refluxing THF to give the alkenes (ArCH=CHAr).³⁵⁸ Cyclic sulfides lead to ring-contracted cyclic alkenes upon treatment with NCS in CCl₄ followed by oxidation with *m*-chloroperoxybenzoic acid.³⁵⁹

The Ramberg–Bäcklund reaction can be regarded as a type of extrusion reaction (see p. 1553).

OS V, 877; VI, 454, 555; VIII, 212.

17-21 The Conversion of Aziridines to Alkenes

epi-Imino-elimination



Aziridines not substituted on the nitrogen atom react with nitrous acid to produce alkenes.³⁶⁰ An *N*-nitroso compound is an intermediate (**12-50**); other reagents that produce such intermediates also give alkenes. The reaction is stereospecific: cis aziridines give cis alkenes and trans aziridines give trans alkenes.³⁶¹ Aziridines carrying *N*-alkyl substituents can be converted to alkenes by treatment with ferrous iodide³⁶² or with *m*-chloroperoxybenzoic acid.³⁶³ An *N*-oxide intermediate

³⁵⁵Woodward, R.B.; Hoffmann, R. *The Conservation of Orbital Symmetry*; Academic Press, NY, **1970**, pp. 152–163.

³⁵⁶Philips, J.C.; Swisher, J.V.; Haidukewych, D.; Morales, O. *Chem. Commun.* **1971**, 22.

³⁵⁷Carpino, L.A.; McAdams, L.V.; Rynbrandt, R.H.; Spiewak, J.W. *J. Am. Chem. Soc.* **1971**, *93*, 476; Philips, J.C.; Morales, O. *J. Chem. Soc., Chem. Commun.* **1977**, 713.

³⁵⁸Mitchell, R.H. *Tetrahedron Lett.* **1973**, 4395. For a similar reaction without base treatment, see Pommelet, J.; Nyns, C.; Lahousse, F.; Merényi, R.; Viehe, H.G. *Angew. Chem. Int. Ed.* **1981**, *20*, 585.

³⁵⁹MacGee, D.I.; Beck, E.J. *J. Org. Chem.* **2000**, *65*, 8367.

³⁶⁰For reviews, see Sonnet, P.E. *Tetrahedron* **1980**, *36*, 557, see p. 591; Dermer, O.C.; Ham, G.E. *Ethylenimine and other Aziridines*, Academic Press, NY, **1969**, pp. 293–295.

³⁶¹Clark, R.D.; Helmkamp, G.K. *J. Org. Chem.* **1964**, *29*, 1316; Carlson, R.M.; Lee, S.Y. *Tetrahedron Lett.* **1969**, 4001.

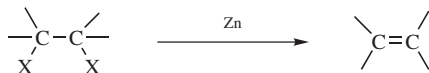
³⁶²Imamoto, T.; Yukawa, Y. *Chem. Lett.* **1974**, 165.

³⁶³Heine, H.W.; Myers, J.D.; Peltzer III, E.T. *Angew. Chem. Int. Ed.* **1970**, *9*, 374.

(19-29) is presumably involved in the latter case. *N*-Tosyl aziridines are converted to *N*-tosyl imines when treated with boron trifluoride.³⁶⁴ 2-Tosylmethyl *N*-tosylaziridines react with Te²⁻ in the presence of Adogen 464 to give allylic *N*-tosyl amines.³⁶⁵ 2-Halomethyl *N*-tosyl aziridines also react with indium metal in methanol to give *N*-tosyl allylic amines.³⁶⁶

17-22 Elimination of Vicinal Dihalides

Dihalo-elimination



Dehalogenation has been accomplished with many reagents, the most common being zinc, magnesium, and iodide ion.³⁶⁷ Heating in HMPA is often enough to convert a *vic*-dibromide to an alkene.³⁶⁸ Among reagents used less frequently have been phenyllithium, phenylhydrazine, CrCl₂, Na₂S in DMF,³⁶⁹ and LiAlH₄.³⁷⁰ Electrochemical reduction has also been used.³⁷¹ Treatment with In³⁷² or Sm³⁷³ metal in CH₃OH, InCl₃/NaBH₄,³⁷⁴ a Grignard reagent and Ni(dppe)Cl₂, (dppe = 1, 2-diphenylphosphinoethane),³⁷⁵ nickel compounds with Bu₃SnH,³⁷⁶ or SmI₂³⁷⁷ leads to the alkene. Although the reaction usually gives good yields, it is not very useful because the best way to prepare *vic*-dihalides is by the addition of halogen to a double bond (15-39). One useful feature of this reaction is that there is no doubt about the *position* of the new double bond, so that it can be used to give double bonds exactly where they are wanted. For example, allenes, which are not easily prepared by other methods, can be prepared from X-C-CX₂-C-X or X-C-CX=C- systems.³⁷⁸ Cumulenes

³⁶⁴Sugihara, Y.; Iimura, S.; Nakayama, J. *Chem. Commun.* **2002**, 134.

³⁶⁵Chao, B.; Dittmer, D.C. *Tetrahedron Lett.* **2001**, *42*, 5789.

³⁶⁶Yadav, J.S.; Bandyapadhyay, A.; Reddy, B.V.S. *Synlett* **2001**, 1608.

³⁶⁷For a review of this reaction, see Baciocchi, E., in Patai, S.; Rappoport, Z. *The Chemistry of Functional Groups, Supplement D*, pt. 1, Wiley, NY, **1983**, pp. 161–201. Also see, Bosser, G.; Paris, J. *J. Chem. Soc. Perkin Trans. 2* **1992**, 2057.

³⁶⁸Khurana, J.M.; Bansal, G.; Chauhan, S. *Bull. Chem. Soc. Jpn.* **2001**, *74*, 1089.

³⁶⁹Fukunaga, K.; Yamaguchi, H. *Synthesis* **1981**, 879. See also, Nakayama, J.; Machida, H.; Hoshino, M. *Tetrahedron Lett.* **1983**, *24* 3001; Landini, D.; Milesi, L.; Quadri, M.L.; Rolla, F. *J. Org. Chem.* **1984**, *49*, 152.

³⁷⁰For a lists of reagents, with references, see Larock, R.C. *Comprehensive Organic Transformations*, 2nd ed., Wiley-VCH, NY, **1999**, pp. 259–263.

³⁷¹See Shono, T. *Electroorganic Chemistry as a New Tool in Organic Synthesis*, Springer, NY, **1984**, pp. 145–147; Fry, A.J. *Synthetic Organic Electrochemistry*, 2nd ed., Wiley, NY, **1989**, pp. 151–154.

³⁷²Ranu, B.C.; Guchhait, S.K.; Sarkar, A. *Chem. Commun.* **1998**, 2113.

³⁷³Yanada, R.; Negoro, N.; Yanada, K.; Fujita, T. *Tetrahedron Lett.* **1996**, *37*, 9313.

³⁷⁴Ranu, B.C.; Das, A.; Hajra, A. *Synthesis* **2003**, 1012.

³⁷⁵Malanga, C.; Aronica, L.A.; Lardicci, L. *Tetrahedron Lett.* **1995**, *36*, 9189.

³⁷⁶Malanga, C.; Mannucci, S.; Lardicci, L. *Tetrahedron* **1998**, *54*, 1021.

³⁷⁷Yanada, R.; Bessho, K.; Yanada, K. *Chem. Lett.* **1994**, 1279.

³⁷⁸For reviews of allene formation, see Schuster, H.F.; Coppola, G.M. *Allenes in Organic Synthesis*, Wiley, NY, **1984**, pp. 9–56; Landor, P.D., in Landor, S.R. *The Chemistry of the Allenes*, Vol. 1, Academic Press, NY, **1982**; pp. 19–233; Taylor, D.R. *Chem. Rev.* **1967**, *67*, 317.

have been obtained from 1,4-elimination:



Cumulenes have also been prepared by treating alkynyl epoxides with boron trifluoride.³⁷⁹ 1,4-Elimination of BrC-C=C-CBr has been used to prepare conjugated dienes C=C-C=C .³⁸⁰ Allenes are formed by heating propargylic alcohols with arylboronic acids (p. 815) and a palladium catalyst.³⁸¹ Allenes are also formed from propargylic amines using a CuI and a palladium catalyst.³⁸²

The reaction of a vicinal dibromide with triethylamine and DMF with microwave irradiation leads to vinyl bromide.³⁸³ Alkenes are formed from vicinal bromides by heating with iron in methanol³⁸⁴ or samarium in the presence of TMSCl and a trace of water.³⁸⁵ α,β -Dibromo amides are converted to conjugated amides upon photolysis in methanol.³⁸⁶

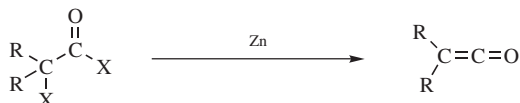
The reaction can be carried out for any combination of halogens, except where one is fluorine. Mechanisms are often complex and depend on the reagent and reaction conditions.³⁸⁷ For different reagents, mechanisms involving carbocations, carbanions, and free-radical intermediates, as well as concerted mechanisms, have been proposed. When the reagent is zinc, anti stereospecificity has been observed in some cases,³⁸⁸ but not in others.³⁸⁹

Note that geminal dibromo cyclopropanes (1,1-dibromocyclopropanes) are opened to conjugated dienes by heating to 500°C .³⁹⁰

OS III, 526, 531; IV, 195, 268; V, 22, 255, 393, 901; VI, 310, VII, 241. Also see, OS IV, 877, 914, 964.

17-23 Dehalogenation of α -Halo Acyl Halides

Dihalo-elimination



³⁷⁹Wang, X.; Ramos, B.; Rodriguez, A. *Tetrahedron Lett.* **1994**, 35, 6977.

³⁸⁰Engman, L.; Byström, S.E. *J. Org. Chem.* **1985**, 50, 3170.

³⁸¹Yoshida, M.; Gotou, T.; Ihara, M. *Tetrahedron Lett.* **2004**, 45, 5573.

³⁸²Nakamura, H.; Kamakura, T.; Ishikura, M.; Biellmann, J.-F. *J. Am. Chem. Soc.* **2004**, 126, 5958.

³⁸³Kuang, C.; Senboku, H.; Tokuda, M. *Tetrahedron Lett.* **2001**, 42, 3893.

³⁸⁴Thakur, A.J.; Boruah, A.; Baruah, B.; Sandhu, J.S. *Synth. Commun.* **2000**, 30, 157.

³⁸⁵Xu, X.; Lu, P.; Zhang, Y. *Synth. Commun.* **2000**, 30, 1917.

³⁸⁶Aruna, S.; Kalyanakumar, R.; Ramakrishnan, V.T. *Synth. Commun.* **2001**, 31, 3125.

³⁸⁷For discussion, see Saunders, Jr., W.H.; Cockerill, A.F. *Mechanisms of Elimination Reactions*, Wiley, NY, **1973**, pp. 332–368; Baciocchi, W., in Patai, S.; Rappoport, Z. *The Chemistry of Functional Groups, Supplement D*, pt. 2, Wiley, NY, **1983**, p. 161.

³⁸⁸For example, see House, H.O.; Ro, R.S. *J. Am. Chem. Soc.* **1958**, 80, 182; Gordon, M.; Hay, J.V. *J. Org. Chem.* **1968**, 33, 427.

³⁸⁹For example, see Stevens, C.L.; Valicenti, J.A. *J. Am. Chem. Soc.* **1965**, 87, 838; Sicher, J.; Havel, M.; Svoboda, M. *Tetrahedron Lett.* **1968**, 4269.

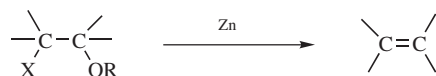
³⁹⁰Werstiuk, N.H.; Roy, C.D. *Tetrahedron Lett.* **2001**, 42, 3255.

Ketenes can be prepared by dehalogenation of α -halo acyl halides with zinc or with triphenylphosphine.³⁹¹ The reaction generally gives good results when the two R groups are aryl or alkyl, but not when either one is hydrogen.³⁹²

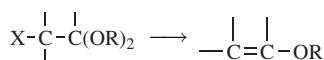
OS IV, 348; VIII, 377.

17-24 Elimination of a Halogen and a Hetero Group

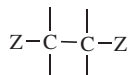
Alkoxy-halo-elimination



The elimination of OR and halogen from β -halo ethers is called the *Boord reaction*. It can be carried out with zinc, magnesium, sodium, or certain other reagents.³⁹³ The yields are high and the reaction is of broad scope. β -Halo acetals readily yield vinylic ethers



and 2 equivalents of SmI_2 in HMPA is effective.³⁹⁴ Besides β -halo ethers, the reaction can also be carried out on compounds of the formula



where X is halogen and Z is OCOR, OTs,³⁹⁵ NR_2 ,³⁹⁶ or SR.³⁹⁷ When X = Cl and Z = OAc, heating in THF with an excess of SmI_2 followed by treatment with dilute aq. HCl gives an alkene.³⁹⁸ When Z = I and the other Z is an oxygen of an oxazolonone (a carbamate unit), heating with indium metal in methanol leads to an allylic amine.³⁹⁹ The Z group may also be OH, but then X is limited to Br and I.⁴⁰⁰ Like **17-22**, this method ensures that the new double bond will be in a specific position.

³⁹¹Darling, S.D.; Kidwell, R.L. *J. Org. Chem.* **1968**, *33*, 3974.

³⁹²For a procedure that gives 60–65% yields when one R = H, see McCarney, C.C.; Ward, R.S. *J. Chem. Soc. Perkin Trans. 1* **1975**, 1600. See also, Masters, A.P.; Sorensen, T.S.; Ziegler, T. *J. Org. Chem.* **1986**, *51*, 3558.

³⁹³See Larock, R.C. *Comprehensive Organic Transformations*, 2nd ed., Wiley-VCH, NY, **1999**, pp. 263–267, for reagents that produce olefins from β -halo ethers and esters, and from haloalcohols.

³⁹⁴Park, H.S.; Kim, S.H.; Park, M.Y.; Kim, Y.H. *Tetrahedron Lett.* **2001**, *42*, 3729.

³⁹⁵Cristol, S.J.; Rademacher, L.E. *J. Am. Chem. Soc.* **1959**, *81*, 1600; Reeve, W.; Brown, R.; Steckel, T.F. *J. Am. Chem. Soc.* **1971**, *93*, 4607.

³⁹⁶Gurien, H. *J. Org. Chem.* **1963**, *28*, 878.

³⁹⁷Amstutz, E.D. *J. Org. Chem.* **1944**, *9*, 310.

³⁹⁸Concellón, J.M.; Bernad, P.L.; Bardales, E. *Org. Lett.* **2001**, *3*, 937.

³⁹⁹Yadav, J.S.; Bandyopadhyay, A.; Reddy, B.V.S. *Tetrahedron Lett.* **2001**, *42*, 6385.

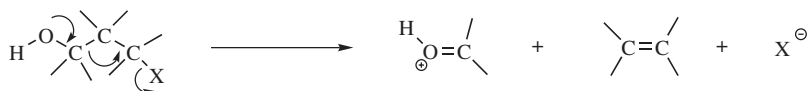
⁴⁰⁰Concellón, J.M.; Pérez-Andrés, J.A.; Rodríguez-Solla, H. *Chem. Eur. J.* **2001**, *7*, 3062.

The fact that magnesium causes elimination in these cases limits the preparation of Grignard reagents from these compounds. It has been shown that treatment of β -halo ethers and esters with zinc gives nonstereospecific elimination,⁴⁰¹ so the mechanism was not E2. An E1cB mechanism was postulated because of the poor leaving-group ability of OR and OCOR. Bromohydrins can be converted to alkenes (elimination of Br, OH) in high yields by treatment with $\text{LiAlH}_4\text{-TiCl}_3$.⁴⁰²

OS III, 698, IV, 748; VI, 675.

FRAGMENTATIONS

When carbon is the positive leaving group (the electrofuge) in an elimination, the reaction is called *fragmentation*.⁴⁰³ These processes occur on substrates of the form W-C-C-X , where X is a normal nucleofuge (e.g., halogen, OH_2^+ , OTs, NR_3^+) and W is a positive-carbon electrofuge. In most of the cases, W is HO-C- or $\text{R}_2\text{N-C-}$, so that the positive charge on the carbon atom is stabilized by the unshared pair of the oxygen or nitrogen, for example,

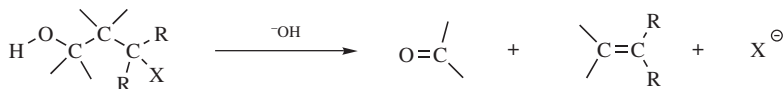
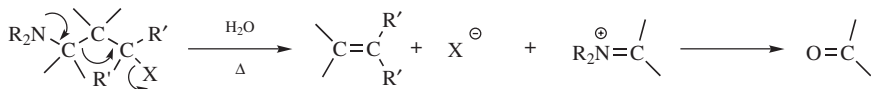


The mechanisms are mostly E1 or E2. We will discuss only a few fragmentations, since many are possible and not much work has been done on most of them. Reactions 17-25–17-28 and 17-30 may be considered fragmentations (see also 19-12 and 19-13).

17-25 1,3-Fragmentation of γ -Amino, γ -Hydroxy Halides, and 1,3-Diols

Dialkylaminoalkyl-halo-elimination, and so on

Hydroxyalkyl-hydroxy-elimination

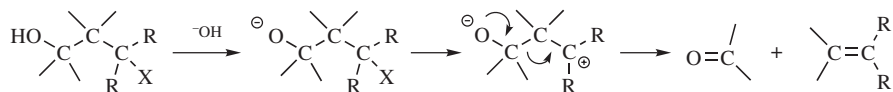


⁴⁰¹House, H.O.; Ro, R.S. *J. Am. Chem. Soc.* **1965**, 87, 838.

⁴⁰²McMurry, J.E.; Hoz, T. *J. Org. Chem.* **1975**, 40, 3797.

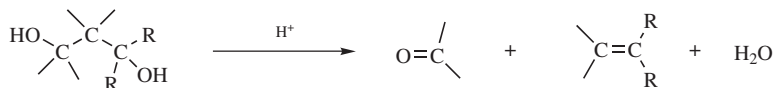
⁴⁰³For reviews, see Becker, K.B.; Grob, C.A., in Patai, S. *The Chemistry of Functional Groups, Supplement A*, pt. 2, Wiley, NY, **1977**, pp. 653–723; Grob, C.A. *Angew. Chem. Int. Ed.* **1969**, 8, 535; Grob, C.A.; Schiess, P.W. *Angew. Chem. Int. Ed.* **1967**, 6, 1.

γ -Dialkylamino halides undergo fragmentation when heated with water to give an alkene and an iminium salt, which under the reaction conditions is hydrolyzed to an aldehyde or ketone (**16-2**).⁴⁰⁴ γ -Hydroxy halides and tosylates are fragmented with base. In this instance, the base does not play its usual role in elimination reactions, but instead serves to remove a proton from the OH group, which enables the carbon leaving group to come off more easily:



The mechanism of these reactions is often E1. However, in at least some cases, an E2 mechanism operates.⁴⁰⁵ It has been shown that stereoisomers of cyclic γ -amino halides and tosylates in which the two leaving groups can assume an antiperiplanar conformation react by the E2 mechanism, while those isomers in which the groups cannot assume such a conformation either fragment by the E1 mechanism or do not undergo fragmentation at all, but in either case give rise to side products characteristic of carbocations.⁴⁰⁶

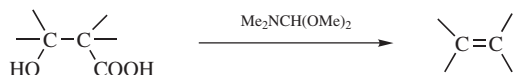
γ -Dialkylamino alcohols do not give fragmentation, since for ionization the OH group must be converted to OH_2^+ and this would convert NR_2 to NR_2H^+ , which does not have the unshared pair necessary to form the double bond with the carbon.⁴⁰⁷



1,3-Diols in which at least one OH group is tertiary or is located on a carbon with aryl substituents can be cleaved by acid treatment.⁴⁰⁸ The reaction is most useful synthetically when at least one of the OH groups is on a ring.⁴⁰⁹

17-26 Decarboxylation of β -Hydroxy Carboxylic Acids and of β -Lactones

Carboxy-hydroxy-elimination



An OH and a COOH group can be eliminated from β -hydroxy carboxylic acids by refluxing with excess dimethylformamide dimethyl acetal.⁴¹⁰ Mono-, di-, tri-, and tetrasubstituted alkenes have been prepared by this method in good yields.⁴¹¹

⁴⁰⁴Grob, C.A.; Ostermayer, F.; Raudenbusch, W. *Helv. Chim. Acta* **1962**, *45*, 1672.

⁴⁰⁵Fischer, W.; Grob, C.A. *Helv. Chim. Acta* **1978**, *61*, 2336, and references cited therein.

⁴⁰⁶Geisel, M.; Grob, C.A.; Wohl, R.A. *Helv. Chim. Acta* **1969**, *52*, 2206, and references cited therein.

⁴⁰⁷Grob, C.A.; Hoegerle, R.M.; Ohta, M. *Helv. Chim. Acta* **1962**, *45*, 1823.

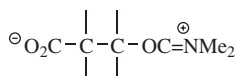
⁴⁰⁸Zimmerman, H.E.; English, Jr., J. *J. Am. Chem. Soc.* **1954**, *76*, 2285, 2291, 2294.

⁴⁰⁹For a review of such cases, see Caine, D. *Org. Prep. Proced. Int.* **1988**, *20*, 1.

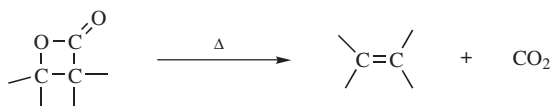
⁴¹⁰Hara, S.; Taguchi, H.; Yamamoto, H.; Nozaki, H. *Tetrahedron Lett.* **1975**, 1545.

⁴¹¹For a 1,4 example of this reaction, see Rüttimann, A.; Wick, A.; Eschenmoser, A. *Helv. Chim. Acta* **1975**, *58*, 1450.

There is evidence that the mechanism involves E1 or E2 elimination from the zwitterionic intermediate⁴¹²



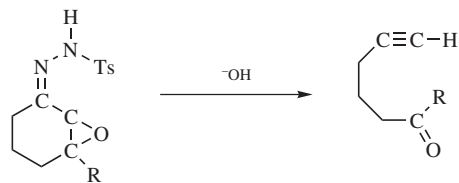
The reaction has also been accomplished⁴¹³ under extremely mild conditions (a few seconds at 0°C) with PPh₃ and diethyl azodicarboxylate EtOOC-N=N-COOEt.⁴¹⁴ In a related procedure, β-lactones undergo thermal decarboxylation to give alkenes in high yields. The reaction has been shown to be a stereospecific syn-elimination.⁴¹⁵ There is evidence that this reaction also involves a zwitterionic intermediate.⁴¹⁶



There are no OS references, but see OS VII, 172, for a related reaction.

17-27 Fragmentation of α,β-Epoxy Hydrazones

Eschenmoser–Tanabe ring cleavage



Cyclic α,β-unsaturated ketones⁴¹⁷ can be cleaved by treatment with base of their epoxy tosylhydrazone derivatives to give acetylenic ketones.⁴¹⁸ The reaction can be applied to the formation of acetylenic aldehydes (R = H) by using the

⁴¹²Mulzer, J.; Brüntrup, G. *Tetrahedron Lett.* **1979**, 1909.

⁴¹³For another method, see Tanzawa, T.; Schwartz, J. *Organometallics* **1990**, 9, 3026.

⁴¹⁴Mulzer, J.; Brüntrup, G. *Angew. Chem. Int. Ed.* **1977**, 16, 255; Mulzer, J.; Lammer, O. *Angew. Chem. Int. Ed.* **1983**, 22, 628.

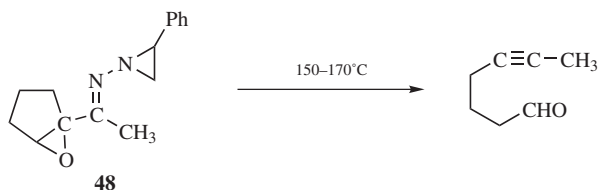
⁴¹⁵Noyce, D.S.; Banitt, E.H. *J. Org. Chem.* **1966**, 31, 4043; Adam, W.; Baeza, J.; Liu, J. *J. Am. Chem. Soc.* **1972**, 94, 2000; Krapcho, A.P.; Jahngen, Jr., E.G.E. *J. Org. Chem.* **1974**, 39, 1322, 1650; Mageswaran, S.; Sultanbawa, M.U.S. *J. Chem. Soc. Perkin Trans. 1* **1976**, 884; Adam, W.; Martinez, G.; Thompson, J.; Yany, F. *J. Org. Chem.* **1981**, 46, 3359.

⁴¹⁶Mulzer, J.; Zippel, M.; Brüntrup, G. *Angew. Chem. Int. Ed.* **1980**, 19, 465; Mulzer, J.; Zippel, M. *Tetrahedron Lett.* **1980**, 21, 751. See also, Moyano, A.; Pericàs, M.A.; Valentí, E. *J. Org. Chem.* **1989**, 573.

⁴¹⁷For other methods of fragmentation of an α,β-epoxy ketone derivatives, see MacAlpine, G.A.; Warkentin, J. *Can. J. Chem.* **1978**, 56, 308, and references cited therein.

⁴¹⁸Eschenmoser, A.; Felix, D.; Ohloff, G. *Helv. Chim. Acta* **1967**, 50, 708; Tanabe, M.; Crowe, D.F.; Dehn, R.L.; Detre, G. *Tetrahedron Lett.* **1967**, 3739; Tanabe, M.; Crowe, D.F.; Dehn, R.L. *Tetrahedron Lett.* **1967**, 3943.

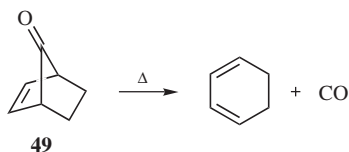
corresponding, 2,4-dinitro-tosylhydrazone derivatives.⁴¹⁹ Hydrazones (e.g., **48**) prepared from epoxy ketones and ring-substituted *N*-aminoaziridines undergo similar fragmentation when heated.⁴²⁰



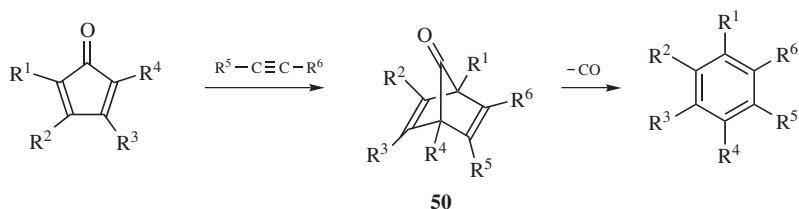
OS VI, 679.

17-28 Elimination of CO and CO₂ from Bridged Bicyclic Compounds

seco-Carbonyl-1/4/elimination



On heating, bicyclo[2.2.1]hept-2,3-en-17-ones (**49**) usually lose CO to give cyclohexadienes,⁴²¹ in a type of reverse Diels–Alder reaction. Bicyclo[2.2.1]heptadienones (**50**) undergo the reaction so readily (because of the



stability of the benzene ring produced) that they cannot generally be isolated. The parent **50** has been obtained at 10–15°K in an Ar matrix, where its spectrum could be studied.⁴²² Both **49** and **50** can be prepared by Diels–Alder reactions between a cyclopentadienone and an alkyne or alkene, so that this reaction is a useful method for the preparation of specifically substituted benzene rings and cyclohexadienes.⁴²³

⁴¹⁹Corey, E.J.; Sachdev, H.S. *J. Org. Chem.* **1975**, *40*, 579.

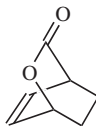
⁴²⁰Felix, D.; Müller, R.K.; Horn, U.; Joos, R.; Schreiber, J.; Eschenmoser, A. *Helv. Chim. Acta* **1972**, *55*, 1276.

⁴²¹For a review, see Stark, B.P.; Duke, A.J. *Extrusion Reactions*, Pergamon, Elmsford, NY, **1967**, pp. 16–46.

⁴²²LeBlanc, B.F.; Sheridan, R.S. *J. Am. Chem. Soc.* **1985**, *107*, 4554; Birney, D.M.; Wiberg, K.B.; Berson, J.A. *J. Am. Chem. Soc.* **1988**, *110*, 6631.

⁴²³For a review with many examples; see Ogliaruso, M.A.; Romanelli, M.G.; Becker, E.I. *Chem. Rev.* **1965**, *65*, 261, 300–348. For references to this and related reactions, see Larock, R.C. *Comprehensive Organic Transformations*, 2nd ed., Wiley-VCH, NY, **1999**, pp. 207–213.

Unsaturated bicyclic lactones of the type **51** can also undergo the reaction, losing CO₂ (see also **17-35**).



51

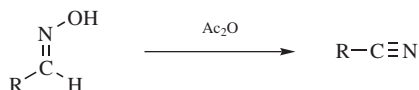
OS III, 807; V, 604, 1037.

Reversal of the Diels–Alder reaction may be considered a fragmentation (see **15-50**).

REACTIONS IN WHICH C≡N OR C=N BONDS ARE FORMED

17-29 Dehydration of Oximes and Similar Compounds

C-Hydro-*N*-hydroxy-elimination; C-Acyl-*N*-hydroxy-elimination



Aldoximes can be dehydrated to nitriles⁴²⁴ by many dehydrating agents, of which acetic anhydride is the most common. Among reagents that are effective under mild conditions⁴²⁵ (room temperature) are Ph₃P–CCl₄,⁴²⁶ SeO₂,⁴²⁷ Me₂*t*-BuSiCl/imidazole,⁴²⁸ ferric sulfate,⁴²⁹ SOCl₂/benzotriazole,⁴³⁰ TiCl₃(OTf),⁴³¹ CS₂, and Amberlyst A26 (–OH),⁴³² Montmorillonite KSF clay,⁴³³ (*S,S*)-dimethyl dithiocarbonates,⁴³⁴ and chloromethylene dimethylammonium chloride Me₂N=CHCl⁺ Cl[–].⁴³⁵ Heating an oxime with a ruthenium catalyst gives the nitrile.⁴³⁶ Heating with the *Burgess reagent* [Et₃N⁺ –SO₂N–CO₂Me] in polyethylene glycol

⁴²⁴For reviews, see Friedrich, K., in Patai, S.; Rappoport, Z. *The Chemistry of the Carbon–Carbon Triple Bond*, pt. 2, Wiley, NY, **1978**, pp. 1345–1390; Friedrich, K.; Wallenfels, K., in Rappoport, Z. *The Chemistry of the Cyano Group*, Wiley, NY, **1970**, pp. 92–96. For a review of methods of synthesizing nitriles, see Fatiadi, K., in Friedrich, K. in Patai, S.; Rappoport, Z. *The Chemistry of the Carbon–Carbon Triple Bond*, pt. 2, Wiley, NY, **1978**, pp. 1057–1303.

⁴²⁵For lists of some other reagents, with references, see Molina, P.; Alajarin, M.; Vilaplana, M.J. *Synthesis* **1982**, 1016; Attanasi, O.; Palma, P.; Serra-Zanetti, F. *Synthesis* **1983**, 741; Juršić, B. *Synth. Commun.* **1989**, *19*, 689.

⁴²⁶Kim, J.N.; Chung, K.H.; Ryu, E.K. *Synth. Commun.* **1990**, *20*, 2785.

⁴²⁷Shinozaki, H.; Imaizumi, M.; Tajima, M. *Chem. Lett.* **1983**, 929.

⁴²⁸Ortiz-Marciales, M.; Piñero, L.; Ufret, L.; Algarín, W.; Morales, J. *Synth. Commun.* **1998**, *28*, 2807.

⁴²⁹Desai, D.G.; Swami, S.S.; Mahale, G.D. *Synth. Commun.* **2000**, *30*, 1623.

⁴³⁰Chaudhari, S.S.; Akamanchi, K.G. *Synth. Commun.* **1999**, *29*, 1741.

⁴³¹Iranpoor, N.; Zeynizadeh, B. *Synth. Commun.* **1999**, *29*, 2747.

⁴³²Tamami, B.; Kiasat, A.R. *Synth. Commun.* **2000**, *30*, 235.

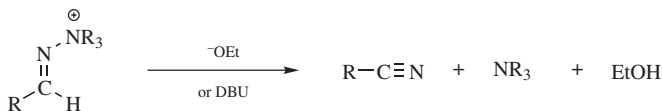
⁴³³Meshram, H.M. *Synthesis* **1992**, 943.

⁴³⁴Khan, T.A.; Peruncheralthan, S.; Ila, H.; Junjappa, H. *Synlett* **2004**, 2019.

⁴³⁵See Shono, T.; Matsumura, Y.; Tsubata, K.; Kamada, T.; Kishi, K. *J. Org. Chem.* **1989**, *54*, 2249.

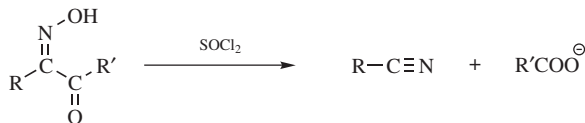
⁴³⁶Yang, S.H.; Chang, S. *Org. Lett.* **2001**, *3*, 4209.

is effective for this transformation.⁴³⁷ Microwave irradiation on EPZ-10⁴³⁸ or sulfuric acid impregnated silica gel⁴³⁹ gives the nitrile, as does microwave irradiation of an oxime with tetrachloropyridine on alumina.⁴⁴⁰ Aldehydes can be converted to oximes *in situ* and microwave irradiation on alumina⁴⁴¹ or with ammonium acetate⁴⁴² gives the nitrile. Solvent-free reactions are known.⁴⁴³ Electrochemical synthesis has also been used.⁴³⁵ The reaction is most successful when the H and OH are anti. Various alkyl and acyl derivatives of aldoximes, for example, RCH=NOR, RCH=NOCOR, RCH=NOSO₂Ar, and so on, also give nitriles, as do chlorimines RCH=NCl (the latter with base treatment).⁴⁴⁴ *N,N*-Dichloro derivatives of primary amines give nitriles on pyrolysis: RCH₂NCl₂ → RCN.⁴⁴⁵



Quaternary hydrazoneium salts (derived from aldehydes) give nitriles when treated with ⁻OEt⁴⁴⁶ or DBU (p. 1132).⁴⁴⁷ as do dimethylhydrazones, RCH=NNMe₂, when treated with Et₂NLi and HMPA.⁴⁴⁸ All these are methods of converting aldehyde derivatives to nitriles. For the conversion of aldehydes directly to nitriles, without isolation of intermediates (see **16-16**).

Hydroxylamines that have an α-proton are converted to nitriles when treated with a manganese salen complex.⁴⁴⁹



Certain ketoximes can be converted to nitriles by the action of proton or Lewis acids.⁴⁵⁰ Among these are oximes of α-diketones (illustrated above), α-keto acids,

⁴³⁷Miller, C.P.; Kaufman, D.H. *Synlett* **2000**, 1169.

⁴³⁸Bandgar, B.P.; Sadavarte, V.S.; Sabu, K.R. *Synth. Commun.* **1999**, *29*, 3409.

⁴³⁹Kumar, H.M.S.; Mohanty, P.K.; Kumar, M.S.; Yadav, J.S. *Synth. Commun.* **1997**, *27*, 1327; Sarvari, M.H. *Synthesis* **2005**, 787.

⁴⁴⁰Lingaiah, N.; Narender, R. *Synth. Commun.* **2002**, *32*, 2391.

⁴⁴¹Bose, D.S.; Narsaiah, A.V. *Tetrahedron Lett.* **1998**, *39*, 6533.

⁴⁴²Das, B.; Ramesh, C.; Madhusudhan, P. *Synlett* **2000**, 1599.

⁴⁴³See Sharghi, H.; Sarvari, M.H. *Synthesis* **2003**, 243.

⁴⁴⁴Hauser, C.R.; Le Maistre, J.W.; Rainsford, A.E. *J. Am. Chem. Soc.* **1935**, *57*, 1056.

⁴⁴⁵Roberts, J.T.; Rittberg, B.R.; Kovacic, P. *J. Org. Chem.* **1981**, *46*, 4111.

⁴⁴⁶Smith, R.F.; Walker, L.E. *J. Org. Chem.* **1962**, *27*, 4372; Grandberg, I.I. *J. Gen. Chem. USSR*, **1964**, *34*, 570; Grundon, M.F.; Scott, M.D. *J. Chem. Soc.* **1964**, 5674; Ioffe, B.V.; Zelenina, N.L. *J. Org. Chem. USSR*, **1968**, *4*, 1496.

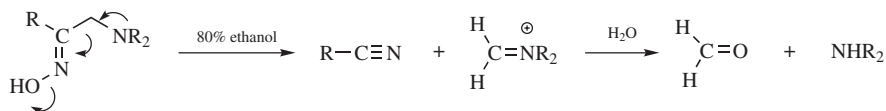
⁴⁴⁷Moore, J.S.; Stupp, S.I. *J. Org. Chem.* **1990**, *55*, 3374.

⁴⁴⁸Cuvigny, T.; Le Borgne, J.F.; Larchevêque, M.; Normant, H. *Synthesis* **1976**, 237.

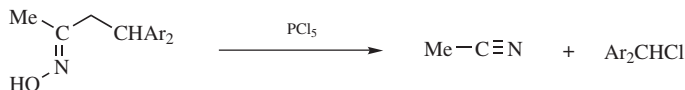
⁴⁴⁹Cicchi, S.; Cardona, F.; Brandi, A.; Corsi, M.; Goti, A. *Tetrahedron Lett.* **1999**, *40*, 1989.

⁴⁵⁰For reviews, see Gawley, R.E. *Org. React.* **1988**, *35*, 1; Conley, R.T.; Ghosh, S. *Mech. Mol. Migr.* **1971**, *4*, 197, 197–251; McCarty, C.G., in Patai, S. *The Chemistry of the Carbon–Nitrogen Double Bond*, Wiley, NY, **1970**, pp. 416–439; Casanova, J., in Rappoport, Z. *The Chemistry of the Cyano Group*, Wiley, NY, **1970**, pp. 915–932.

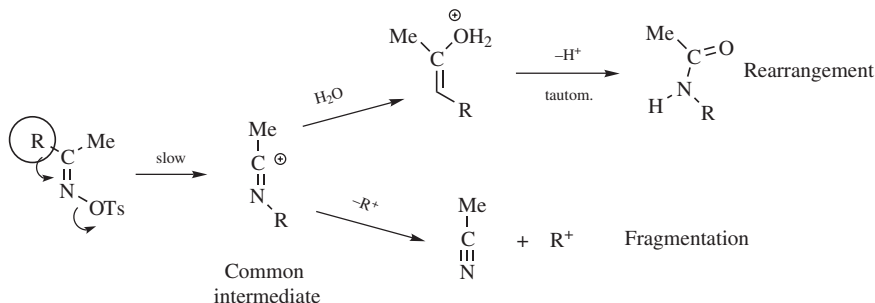
α -dialkylamino ketones, α -hydroxy ketones, β -keto ethers, and similar compounds.⁴⁵¹ These are fragmentation reactions, analogous to **17-25**. For example, α -dialkylamino ketoximes also give amines and aldehydes or ketones besides nitriles:⁴⁵²



The reaction that normally occurs on treatment of a ketoxime with a Lewis or proton acid is the Beckmann rearrangement (**18-17**); fragmentations are considered side reactions, often called “abnormal” or “second-order” Beckmann rearrangements.⁴⁵³ Obviously, the substrates mentioned are much more susceptible to fragmentation than are ordinary ketoximes, since in each case an unshared pair is available to assist in removal of the group cleaving from the carbon. However, fragmentation is a side reaction even with ordinary ketoximes⁴⁵⁴ and, in cases where a particularly stable carbocation can be cleaved, may be the main reaction:⁴⁵⁵



There are indications that the mechanism at least in some cases first involves a rearrangement and then cleavage. The ratio of fragmentation to Beckmann rearrangement of a series of oxime tosylates, $\text{RC}(=\text{NOTs})\text{Me}$, was not related to the solvolysis rate but *was* related to the stability of R^+ (as determined by the solvolysis rate of the corresponding RCl), which showed that fragmentation did not take place in the rate-determining step.⁴⁵⁶ It may be postulated then that the first step in the fragmentation and in the rearrangement is the same and that this is the rate-determining step. The product is determined in the second step:



⁴⁵¹For more complete lists with references, see Olah, G.A.; Vankar, Y.D.; Berrier, A.L. *Synthesis* **1980**, 45; Conley, R.T.; Ghosh, S. *Mech. Mol. Migr.* **1971**, 4, 197.

⁴⁵²Fischer, H.P.; Grob, C.A.; Renk, E. *Helv. Chim. Acta* **1962**, 45, 2539; Fischer, H.P.; Grob, C.A. *Helv. Chim. Acta* **1963**, 46, 936.

⁴⁵³See the discussion in Ferris, A.F. *J. Org. Chem.* **1960**, 25, 12.

⁴⁵⁴See, for example, Hill, R.K.; Conley, R.T. *J. Am. Chem. Soc.* **1960**, 82, 645.

⁴⁵⁵Hassner, A.; Nash, E.G. *Tetrahedron Lett.* **1965**, 525.

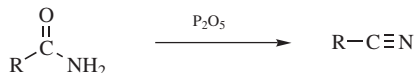
⁴⁵⁶Grob, C.A.; Fischer, H.P.; Raudenbusch, W.; Zergenyi, J. *Helv. Chim. Acta* **1964**, 47, 1003.

However, in other cases the simple E1 or E2 mechanisms operate.⁴⁵⁷

OS V, 266; IX, 281; OS II, 622; III, 690.

17-30 Dehydration of Unsubstituted Amides

N,N-Dihydro-*C*-oxo-bielimination



Unsubstituted amides can be dehydrated to nitriles.⁴⁵⁸ Phosphorous pentoxide is the most common dehydrating agent for this reaction, but many others, including POCl₃, PCl₅, CCl₄-Ph₃P,⁴⁵⁹ HMPA,⁴⁶⁰ LiCl with a zirconium catalyst,⁴⁶¹ MeOOCNSO₂NEt₃ (the Burgess reagent),⁴⁶² Me₂N=CHCl⁺ Cl⁻,⁴⁶³ AlCl₃/KI/H₂O,⁴⁶⁴ Bu₂SnO with microwave irradiation,⁴⁶⁵ PPh₃/NCS,⁴⁶⁶ triflic anhydride,⁴⁶⁷ oxalyl chloride/DMSO/-78°C⁴⁶⁸ (Swern conditions, see **19-3**), and SOCl₂ have also been used.⁴⁶⁹ Heating an amide with paraformaldehyde and formic acid gives the nitrile.⁴⁷⁰ Treatment with benzotriazol-1-yloxytris(pyrrolidino)phosphonium hexafluorophosphate converts amides to nitriles.⁴⁷¹ It is possible to convert an acid to the nitrile, without isolation of the amide, by heating its ammonium salt with the dehydrating agent,⁴⁷² or by other methods.⁴⁷³ Acyl halides can also be directly converted to nitriles by heating with sulfamide (NH₂)₂SO₂.⁴⁷⁴ The reaction may be formally looked on as a β-elimination from the enol form of the amide RC(OH)=NH, in which case it is like **17-29**, except that H and OH have changed

⁴⁵⁷ Ahmad, A.; Spenser, I.D. *Can. J. Chem.* **1961**, *39*, 1340; Ferris, A.F.; Johnson, G.S.; Gould, F.E. *J. Org. Chem.* **1960**, *25*, 1813; Grob, C.A.; Sieber, A. *Helv. Chim. Acta* **1967**, *50*, 2520; Green, M.; Pearson, S.C. *J. Chem. Soc. B* **1969**, 593.

⁴⁵⁸ For reviews, see Bieron J.F.; Dinan, F.J., in Zabicky, J. *The Chemistry of Amides*, Wiley, NY, **1970**, pp. 274–283; Friedrich, K.; Wallenfels, K., in Rappoport, Z. *The Chemistry of the Cyano Group*, Wiley, NY, **1970**, pp. 96–103; Friedrich, K., in Patai, S.; Rapoport, Z. *The Chemistry of Functional Groups, Supplement C*, pt. 2, Wiley, NY, **1978**, p. 1345.

⁴⁵⁹ Yamato, E.; Sugawara, S. *Tetrahedron Lett.* **1970**, 4383; Appel, R.; Kleinstück, R.; Ziehn, K. *Chem. Ber.* **1971**, *104*, 1030; Harrison, C.R.; Hodge, P.; Rogers, W.J. *Synthesis* **1977**, 41.

⁴⁶⁰ Monson, R.S.; Priest, D.N. *Can. J. Chem.* **1971**, *49*, 2897.

⁴⁶¹ Ruck, R.T.; Bergman, R.G. *Angew. Chem. Int. Ed.* **2004**, *43*, 5375.

⁴⁶² Claremon, D.A.; Phillips, B.T. *Tetrahedron Lett.* **1988**, *29*, 2155.

⁴⁶³ Barger, T.M.; Riley, C.M. *Synth. Commun.* **1980**, *10*, 479.

⁴⁶⁴ Boruah, M.; Konwar, D. *J. Org. Chem.* **2002**, *67*, 7138.

⁴⁶⁵ Bose, D.S.; Jayalakshmi, B. *J. Org. Chem.* **1999**, *64*, 1713.

⁴⁶⁶ Iranpoor, N.; Firouzabadi, H.; Aghapoor, G. *Synth. Commun.* **2002**, *32*, 2535.

⁴⁶⁷ Bose, D.S.; Jayalakshmi, B. *Synthesis* **1999**, 64.

⁴⁶⁸ Nakajima, N.; Ubukata, M. *Tetrahedron Lett.* **1997**, *38*, 2099.

⁴⁶⁹ For a list of reagents, with references, see Larock, R.C. *Comprehensive Organic Transformations*, 2nd ed., Wiley-VCH, NY, **1999**, pp. 1983–1985.

⁴⁷⁰ Heck, M.-P.; Wagner, A.; Mioskowski, C. *J. Org. Chem.* **1996**, *61*, 6486.

⁴⁷¹ Bose, D.S.; Narsaiiah, A.V. *Synthesis* **2001**, 373.

⁴⁷² See, for example, Imamoto, T.; Takaoka, T.; Yokoyama, M. *Synthesis* **1983**, 142.

⁴⁷³ For a list of methods, with references, see Larock, R.C. *Comprehensive Organic Transformations*, 2nd ed., Wiley-VCH, NY, **1999**, pp. 1949–1950.

⁴⁷⁴ Hulkenberg, A.; Troost, J.J. *Tetrahedron Lett.* **1982**, *23*, 1505.

places. In some cases, for example, with SOCl_2 , the mechanism probably is through the enol form, with the dehydrating agent forming an ester with the OH group, for example, $\text{RC}(\text{OSOCl})=\text{NH}$, which undergoes elimination by the E1 or E2 mechanism.⁴⁷⁵ *N,N*-Disubstituted ureas give cyanamides ($\text{R}_2\text{N}-\text{CO}-\text{NH}_2 \rightarrow \text{R}_2\text{N}-\text{CN}$) when dehydrated with $\text{CHCl}_3-\text{NaOH}$ under phase-transfer conditions.⁴⁷⁶ Treatment of an amide with aqueous NaOH and ultrasound leads to the nitrile.⁴⁷⁷

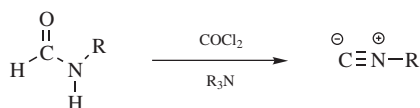
N-Alkyl-substituted amides can be converted to nitriles and alkyl chlorides by treatment with PCl_5 . This is called the *von Braun reaction* (not to be confused with the other von Braun reaction, 10-54).



OS I, 428; II, 379; III, 493, 535, 584, 646, 768; IV, 62, 144, 166, 172, 436, 486, 706; VI, 304, 465.

17-31 Conversion of *N*-Alkylformamides to Isonitriles (Isoyanides)

CN-Dihydro-*C*-oxo-bielimination



Isoyanides (isonitriles) can be prepared by elimination of water from *N*-alkylformamides⁴⁷⁸ with phosgene and a tertiary amine.⁴⁷⁹ Other reagents, among them TsCl in quinoline, POCl_3 and a tertiary amine,⁴⁸⁰ $\text{Me}_2\text{N}=\text{CHCl}^+ \text{Cl}^-$,⁴⁸¹ triflic anhydride- $(i\text{Pr})_2\text{NEt}$,⁴⁸² $\text{PhOC}(=\text{S})\text{Cl}$,⁴⁸³ and $\text{Ph}_3\text{P}-\text{CCl}_4-\text{Et}_3\text{N}$ ⁴⁸⁴ have also been employed. Formamides react with thionyl chloride (two sequential treatments) to give an intermediate that gives an isonitrile upon electrolysis in DMF with LiClO_4 .⁴⁸⁵

A variation of this process uses carbodiimides,⁴⁸⁶ which can be prepared by the dehydration of *N,N'*-disubstituted ureas with various dehydrating agents,⁴⁸⁷ among

⁴⁷⁵Rickborn, B.; Jensen, F.R. *J. Org. Chem.* **1962**, *27*, 4608.

⁴⁷⁶Schroth, W.; Kluge, H.; Frach, R.; Hodek, W.; Schädler, H.D. *J. Prakt. Chem.* **1983**, *325*, 787.

⁴⁷⁷Sivakumar, M.; Senthilkumar, P.; Pandit, A.B. *Synth. Commun.* **2001**, *31*, 2583.

⁴⁷⁸For a new synthesis see Creedon, S.M.; Crowley, H.K.; McCarthy, D.G. *J. Chem. Soc. Perkin Trans. 1* **1998**, 1015.

⁴⁷⁹For reviews, see Hoffmann, P.; Gokel, G.W.; Marquarding, D.; Ugi, I., in Ugi, I. *Isonitrile Chemistry*, Academic Press, NY, **1971**, pp. 10-17; Ugi, I.; Fetzer, U.; Eholzer, U.; Knupfer, H.; Offermann, K. *Angew. Chem. Int. Ed.* **1965**, *4*, 472; *Newer Methods Prep. Org. Chem.* **1968**, *4*, 37.

⁴⁸⁰See Obrecht, R.; Herrmann, R.; Ugi, I. *Synthesis* **1985**, 400.

⁴⁸¹Walborsky, H.M.; Niznik, G.E. *J. Org. Chem.* **1972**, *37*, 187.

⁴⁸²Baldwin, J.E.; O'Neil, I.A. *Synlett* **1991**, 603.

⁴⁸³Bose, D.S.; Goud, P.R. *Tetrahedron Lett.* **1999**, *40*, 747.

⁴⁸⁴Appel, R.; Kleinstück, R.; Ziehn, K. *Angew. Chem. Int. Ed.* **1971**, *10*, 132.

⁴⁸⁵Guirado, A.; Zapata, A.; Gómez, J.L.; Trebalón, L.; Gálvez, J. *Tetrahedron* **1999**, *55*, 9631.

⁴⁸⁶For a review of the reactions in this section, see Bocharov, B.V. *Russ. Chem. Rev.* **1965**, *34*, 212. For a review of carbodiimide chemistry; see Williams, A.; Ibrahim, I.T. *Chem. Rev.* **1981**, *81*, 589.

⁴⁸⁷For some others not mentioned here, see Sakai, S.; Fujinami, T.; Otani, N.; Aizawa, T. *Chem. Lett.* **1976**, 811; Shibayama, T.; Shiono, M.; Mukaiyama, T. *Chem. Lett.* **1977**, 575; Kim, S.; Yi, K.Y. *J. Org. Chem.* **1986**, *51*, 2613; *Tetrahedron Lett.* **1986**, *27*, 1925.

which are TsCl in pyridine, POCl₃, PCl₅, P₂O₅-pyridine, TsCl (with phase-transfer catalysis),⁴⁸⁸ and Ph₃PBr₂-Et₃N.⁴⁸⁹ Hydrogen sulfide can be removed from the corresponding thioureas by treatment with HgO, NaOCl, or diethyl azodicarboxylate-triphenylphosphine.⁴⁹⁰

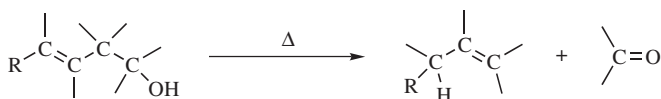
OS V, 300, 772; VI, 620, 751, 987. See also OS VII, 27. For the carbodiimide/thiourea dehydration, see OS V, 555; VI, 951.

REACTIONS IN WHICH C=O BONDS ARE FORMED

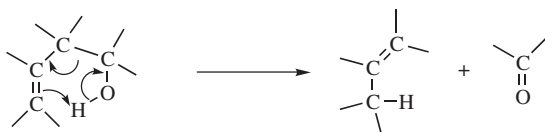
Many elimination reactions in which C=O bonds are formed were considered in Chapter 16, along with their more important reverse reactions (also see, 12-40 and 12-41).

17-32 Pyrolysis of β -Hydroxy Alkenes

O-Hydro-C-allyl-elimination



When pyrolyzed, β -hydroxy alkenes cleave to give alkenes and aldehydes or ketones.⁴⁹¹ Alkenes produced this way are quite pure, since there are no side reactions. The mechanism has been shown to be pericyclic, primarily by observations that the kinetics are first order⁴⁹² and that, for ROD, the deuterium appeared in the allylic position of the new alkene.⁴⁹³ This mechanism is the reverse of that for the oxygen analog of the ene synthesis (16-54). β -Hydroxyacetylenes react similarly to give the corresponding allenes and carbonyl compounds.⁴⁹⁴ The mechanism is the same despite the linear geometry of the triple bonds.



⁴⁸⁸Jászay, Z.M.; Petneházy, I.; Töke, L.; Szajáni, B. *Synthesis* **1987**, 520.

⁴⁸⁹Bestmann, H.J.; Lienert, J.; Mott, L. *J.L. Liebigs Ann. Chem.* **1968**, 718, 24.

⁴⁹⁰Mitsunobu, O.; Kato, K.; Tomari, M. *Tetrahedron* **1970**, 26, 5731.

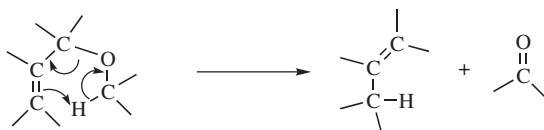
⁴⁹¹Arnold, R.T.; Smolinsky, G. *J. Am. Chem. Soc.* **1959**, 81, 6643. For a review, see Marvell, E.N.; Whalley, W., in Patai, S. *The Chemistry of the Hydroxyl Group*, pt. 2, Wiley, NY, **1971**, pp. 729-734.

⁴⁹²Voorhees, K.J.; Smith, G.G. *J. Org. Chem.* **1971**, 36, 1755.

⁴⁹³Arnold, R.T.; Smolinsky, G. *J. Org. Chem.* **1960**, 25, 128; Smith, G.G.; Taylor, R. *Chem. Ind. (London)* **1961**, 949.

⁴⁹⁴Viola, A.; Proverb, R.J.; Yates, B.L.; Larrahondo, J. *J. Am. Chem. Soc.* **1973**, 95, 3609.

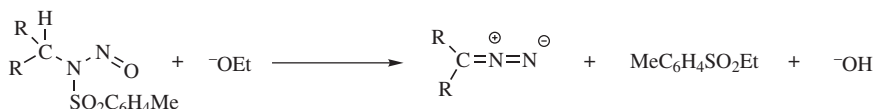
In a related reaction, pyrolysis of allylic ethers that contain at least one α hydrogen gives alkenes and aldehydes or ketones. The mechanism is also pericyclic⁴⁹⁵



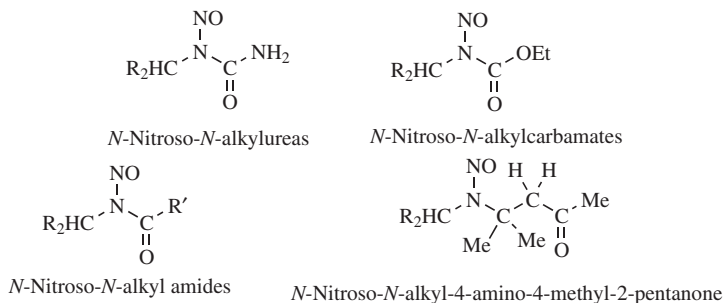
REACTIONS IN WHICH N=N BONDS ARE FORMED

17-33 Eliminations to Give Diazoalkanes

N-Nitrosoamine-diazoalkane transformation



Various *N*-nitroso-*N*-alkyl compounds undergo elimination to give diazoalkanes.⁴⁹⁶ One of the most convenient methods for the preparation of diazomethane involves base treatment of *N*-nitroso-*N*-methyl-*p*-toluenesulfonamide (illustrated above, with R = H).⁴⁹⁷ However, other compounds commonly used are (base treatment is required in all cases):



All these compounds can be used to prepare diazomethane, although the sulfonamide, which is commercially available, is most satisfactory. *N*-Nitroso-*N*-methylcarbamate and *N*-nitroso-*N*-methylurea give good yields, but are highly irritating and carcinogenic.⁴⁹⁸ For higher diazoalkanes the preferred substrates are nitrosoalkylcarbamates.

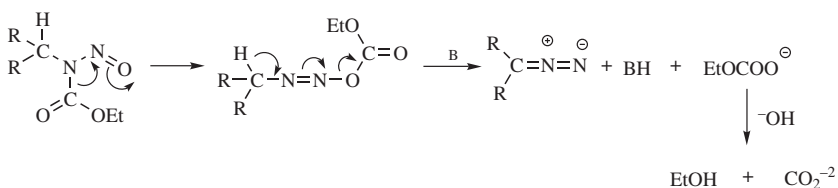
⁴⁹⁵Cookson, R.C.; Wallis, S.R. *J. Chem. Soc. B* **1966**, 1245; Kwart, H.; Slutsky, J.; Sarner, S.F. *J. Am. Chem. Soc.* **1973**, *95*, 5242; Egger, K.W.; Vitins, P. *Int. J. Chem. Kinet.* **1974**, *6*, 429.

⁴⁹⁶For a review, see Regitz, M.; Maas, G. *Diazo Compounds*; Academic Press, NY, **1986**, pp. 296–325. For a review of the preparation and reactions of diazomethane, see Black, T.H. *Aldrichimica Acta* **1983**, *16*, 3. For discussions, see Cowell, G.W.; Ledwith, A. *Q. Rev. Chem. Soc.* **1970**, *24*, 119, pp. 126–131; Smith, P.A.S. *Open-chain Nitrogen Compounds*; W. A. Benjamin, NY, **1966**, especially pp. 257–258, 474–475, in Vol. 2.

⁴⁹⁷de Boer, T.J.; Backer, H.J. *Org. Synth.* **IV**, 225, 250; Hudlicky, M. *J. Org. Chem.* **1980**, *45*, 5377.

⁴⁹⁸Searle, C.E. *Chem. Br.* **1970**, *6*, 5.

Most of these reactions probably begin with a 1,3 nitrogen-to-oxygen rearrangement, followed by the actual elimination (illustrated for the carbamate):



OS II, 165; III, 119, 244; IV, 225, 250; V, 351; VI, 981.

EXTRUSION REACTIONS

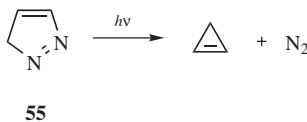
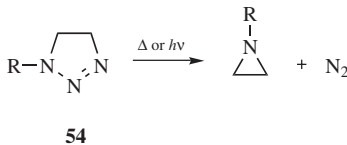
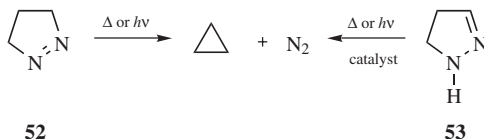
We consider an *extrusion reaction*⁴⁹⁹ to be one in which an atom or group Y connected to two other atoms X and Z is lost from a molecule, leading to a product in which X is bonded directly to Z.



Reactions 14-32 and 17-20 also fit this definition. Reaction 17-28 does not fit the definition, but is often also classified as an extrusion reaction. An extrusibility scale has been developed, showing that the ease of extrusion of the common Y groups is in the order: $-\text{N}=\text{N}- > -\text{COO}- > -\text{SO}_2- > -\text{CO}-$.⁵⁰⁰

17-34 Extrusion of N₂ from Pyrazolines, Pyrazoles, and Triazolines

Azo-extrusion



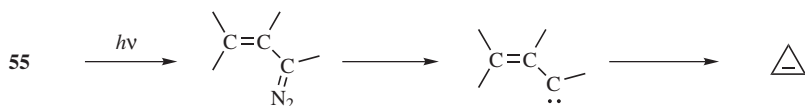
⁴⁹⁹For a monograph, see Stark, B.P.; Duke, A.J. *Extrusion Reactions*, Pergamon, Elmsford, NY, 1967. For a review of extrusions that are photochemically induced, see Givens, R.S. *Org. Photochem.* **1981**, 5, 227.

⁵⁰⁰Paine, A.J.; Warkentin, J. *Can. J. Chem.* **1981**, 59, 491.

1-Pyrazolines (**52**) can be converted to cyclopropane and N_2 on photolysis⁵⁰¹ or pyrolysis.⁵⁰² The tautomeric 2-pyrazolines (**53**), which are more stable than **52** also give the reaction, but in this case an acidic or basic catalyst is required, the function of which is to convert **53** to **52**.⁵⁰³ In the absence of such catalysts, **53** do not react.⁵⁰⁴ In a similar manner, triazolines (**54**) are converted to aziridines.⁵⁰⁵ Side reactions are frequent with both **52** and **54**, and some substrates do not give the reaction at all. However, the reaction has proved synthetically useful in many cases. In general, photolysis gives better yields and fewer side reactions than pyrolysis with both **52** and **54**. 3*H*-Pyrazoles⁵⁰⁶ (**55**) are stable to heat, but in some cases can be converted to cyclopropenes on photolysis,⁵⁰⁷ although in other cases other types of products are obtained.



There is much evidence that the mechanism⁵⁰⁸ of the 1-pyrazoline reactions generally involves diradicals, although the mode of formation and detailed structure (e.g., singlet vs. triplet) of these radicals may vary with the substrate and reaction conditions. The reactions of the 3*H*-pyrazoles have been postulated to proceed through a diazo compound that loses N_2 to give a vinylic carbene.⁵⁰⁹



OS V, 96, 929. See also, OS VIII, 597.

⁵⁰¹Van Auken, T.V.; Rinehart Jr., K.L. *J. Am. Chem. Soc.* **1962**, *84*, 3736.

⁵⁰²For reviews of the reactions in this section, see Adam, W.; De Lucchi, O. *Angew. Chem. Int. Ed.* **1980**, *19*, 762; Meier, H.; Zeller, K. *Angew. Chem. Int. Ed.* **1977**, *16*, 835; Stark, B.P.; Duke, A.J. *Extrusion Reactions*, Pergamon, Elmsford, NY, **1967**, pp. 116–151. For a review of the formation and fragmentation of cyclic azo compounds, see Mackenzie, K., in Patai, S. *The Chemistry of the Hydrazo, Azo, and Azoxy Groups*, pt. 1, Wiley, NY, **1975**, pp. 329–442.

⁵⁰³For example, see Jones, W.M.; Sanderfer, P.O.; Baarda, D.G. *J. Org. Chem.* **1967**, *32*, 1367.

⁵⁰⁴McGreer, D.E.; Wai, W.; Carmichael, G. *Can. J. Chem.* **1960**, *38*, 2410; Kocsis K.; Ferrini, P.G.; Argoni, D.; Jeger, O. *Helv. Chim. Acta* **1960**, *43*, 2178.

⁵⁰⁵For a review, see Scheiner, P. *Sel. Org. Transform.* **1970**, *1*, 327.

⁵⁰⁶For a review of 3*H*-pyrazoles, see Sammes, M.P.; Katritzky, A.R. *Adv. Heterocycl. Chem.* **1983**, *34*, 2.

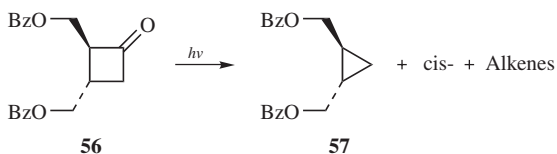
⁵⁰⁷Ege, G. *Tetrahedron Lett.* **1963**, 1667; Closs, G.L.; Böll, W.A.; Heyn, H.; Dev, V. *J. Am. Chem. Soc.* **1968**, *90*, 173; Franck-Neumann, M.; Buchecker, C. *Tetrahedron Lett.* **1969**, 15; Pincock, J.A.; Morchat, R.; Arnold, D.R. *J. Am. Chem. Soc.* **1973**, *95*, 7536.

⁵⁰⁸For a review of the mechanism; see Engel, P.S. *Chem. Rev.* **1980**, *80*, 99. See also, Engel, P.S.; Nalepa, C.J. *Pure Appl. Chem.* **1980**, *52*, 2621; Engel, P.S.; Gerth, D.B. *J. Am. Chem. Soc.* **1983**, *105*, 6849; Reedich, D.E.; Sheridan, R.S. *J. Am. Chem. Soc.* **1988**, *110*, 3697.

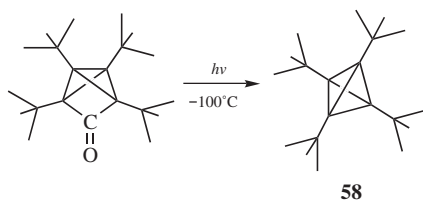
⁵⁰⁹Closs, G.L.; Böll, W.A.; Heyn, H.; Dev, V. *J. Am. Chem. Soc.* **1968**, *90*, 173; Pincock, J.A.; Morchat, R.; Arnold, D.R. *J. Am. Chem. Soc.* **1973**, *95*, 7536.

17-35 Extrusion of CO or CO₂

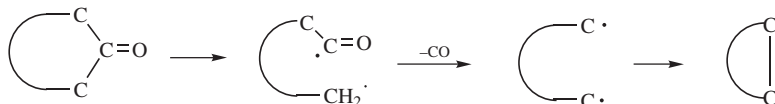
Carbonyl-extrusion



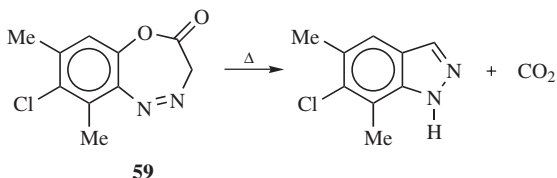
Although the reaction is not general, certain cyclic ketones can be photolyzed to give ring-contracted products.⁵¹⁰ In the example above, the cyclobutanone **56** was photolyzed to give **57**.⁵¹¹ This reaction was used to synthesize tetra-*tert*-butyltetrahydra-**58**.⁵¹²



The mechanism probably involves a Norrish type I cleavage (p. 343), loss of CO from the resulting radical, and recombination of the radical fragments.



Certain lactones extrude CO₂ on heating or on irradiation, such as the pyrolysis of **59**.⁵¹³



⁵¹⁰For reviews of the reactions in this section, see Redmore, D.; Gutsche, C.D. *Adv. Alicyclic Chem.* **1971**, *3*, 1, see pp. 91–107; Stark, B.P.; Duke, A.J. *Extrusion Reactions*, Pergamon, Elmsford, NY, **1967**, pp. 47–71.

⁵¹¹Ramnauth, J.; Lee-Ruff, E. *Can. J. Chem.* **1997**, *75*, 518. See also, Ramnauth, J.; Lee-Ruff, E. *Can. J. Chem.* **2001**, *79*, 114.

⁵¹²Maier, G.; Pfriem, S.; Schäfer, U.; Matusch, R. *Angew. Chem. Int. Ed.* **1978**, *17*, 520.

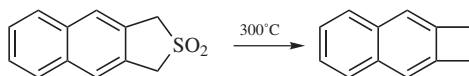
⁵¹³Ried, W.; Wagner, K. *Liebigs Ann. Chem.* **1965**, *681*, 45.

Decarboxylation of β -lactones (see **17-26**) may be regarded as a degenerate example of this reaction. Unsymmetrical diacyl peroxides $\text{RCO}-\text{OO}-\text{COR}'$ lose two molecules of CO_2 when photolyzed in the solid state to give the product RR' .⁵¹⁴ Electrolysis was also used, but yields were lower. This is an alternative to the Kolbe reaction (**11-34**) (see also **17-28** and **17-38**).

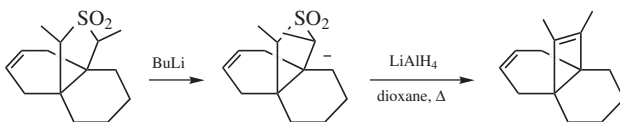
There are no OS references, but see OS **VI**, 418, for a related reaction.

17-36 Extrusion of SO_2

Sulfonyl-extrusion



In a reaction similar to **17-35**, certain sulfones, both cyclic and acyclic,⁵¹⁵ extrude SO_2 on heating or photolysis to give ring-contracted products.⁵¹⁶ An example is the preparation of naphtho(*b*)cyclobutene shown above.⁵¹⁷ In a different kind of reaction, five-membered cyclic sulfones can be converted to cyclobutenes by treatment with butyllithium followed by LiAlH_4 ,⁵¹⁸ for example,



This method is most successful when both the α and α' position of the sulfone bear alkyl substituents (see also **17-20**). Treating four-membered ring sultams with SnCl_2 led to aziridine products via loss of SO_2 .⁵¹⁹

OS **VI**, 482.

⁵¹⁴Lomölder, R.; Schäfer, H.J. *Angew. Chem. Int. Ed.* **1987**, *26*, 1253.

⁵¹⁵See, for example, Gould, I.R.; Tung, C.; Turro, N.J.; Givens, R.S.; Matuszewski, B. *J. Am. Chem. Soc.* **1984**, *106*, 1789.

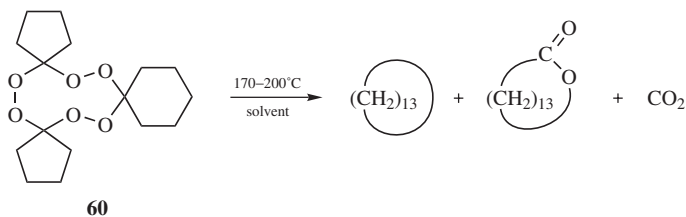
⁵¹⁶For reviews of extrusions of SO_2 , see Vögtle, F.; Rossa, L. *Angew. Chem. Int. Ed.* **1979**, *18*, 515; Stark, B.P.; Duke, A.J. *Extrusion Reactions*, Pergamon, Elmsford, NY, **1967**, pp. 72–90; Kice, J.L., in Kharasch, N.; Meyers, C.Y. *The Chemistry of Organic Sulfur Compounds*, Vol. 2, Pergamon, Elmsford, NY, **1966**, pp. 115–136. For a review of extrusion reactions of S, Se, and Te compounds, see Guzic, Jr., F.S.; SanFilippo, L.J. *Tetrahedron* **1988**, *44*, 6241.

⁵¹⁷Cava, M.P.; Shirley, R.L. *J. Am. Chem. Soc.* **1960**, *82*, 654.

⁵¹⁸Photis, J.M.; Paquette, L.A. *J. Am. Chem. Soc.* **1974**, *96*, 4715.

⁵¹⁹Kataoka, T.; Iwama, T. *Tetrahedron Lett.* **1995**, *36*, 5559.

17-37 The Story Synthesis

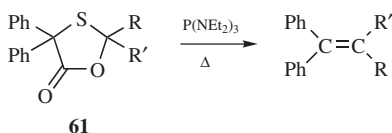


When cycloalkylidene peroxides (e.g., **60**) are heated in an inert solvent (e.g., decane), extrusion of CO₂ takes place; the products are the cycloalkane containing three carbon atoms less than the starting peroxide and the lactone containing two carbon atoms less⁵²⁰ (the *Story synthesis*).⁵²¹ The two products are formed in comparable yields, usually ~15–25% each. Although the yields are low, the reaction is useful because there are not many other ways to prepare large rings. The reaction is versatile, having been used to prepare rings of every size from 8 to 33 members.

Both dimeric and trimeric cycloalkylidene peroxides can be synthesized⁵²² by treatment of the corresponding cyclic ketones with H₂O₂ in acid solution.⁵²³ The trimeric peroxide is formed first and is subsequently converted to the dimeric compound.⁵²⁴

17-38 Alkene Synthesis by Twofold Extrusion

Carbon dioxide, thio-extrusion



4,4-Diphenylthiooxathiolan-5-ones (**61**) give good yields of the corresponding alkenes when heated with tris(diethylamino)phosphine.⁵²⁵ This reaction is an

⁵²⁰Sanderson, J.R.; Story, P.R.; Paul, K. *J. Org. Chem.* **1975**, *40*, 691; Sanderson, J.R.; Paul, K.; Story, P.R. *Synthesis* **1975**, 275.

⁵²¹For a review, see Story, P.R.; Busch, P. *Adv. Org. Chem.* **1972**, *8*, 67, see pp. 79–94.

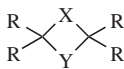
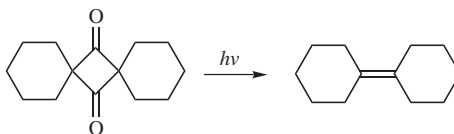
⁵²²For synthesis of mixed trimeric peroxides (e.g., **60**), see Sanderson, J.R.; Zeiler, A.G. *Synthesis* **1975**, 388; Paul, K.; Story, P.R.; Busch, P.; Sanderson, J.R. *J. Org. Chem.* **1976**, *41*, 1283.

⁵²³Kharasch, M.S.; Sosnovsky, G. *J. Org. Chem.* **1958**, *23*, 1322; Ledaal, T. *Acta Chem. Scand.*, **1967**, *21*, 1656. For another method, see Sanderson, J.R.; Zeiler, A.G. *Synthesis* **1975**, 125.

⁵²⁴Story, P.R.; Lee, B.; Bishop, C.E.; Denson, D.D.; Busch, P. *J. Org. Chem.* **1970**, *35*, 3059. See also, Sanderson, J.R.; Wilterdink, R.J.; Zeiler, A.G. *Synthesis* **1976**, 479.

⁵²⁵Barton, D.H.R.; Willis, B.J. *J. Chem. Soc. Perkin Trans. 1* **1972**, 305.

example of a general type: alkene synthesis by twofold extrusion of X and Y from a molecule of the type **62**.⁵²⁶ Other examples are photolysis of 1,4-diones⁵²⁷ (e.g., **63**) and treatment of acetoxy sulfones [RCH(OAc)CH₂SO₂Ph] with Mg/EtOH and a catalytic amount of HgCl₂.⁵²⁸ **61** can be prepared by the condensation of thiobenzilic acid Ph₂C(SH)COOH with aldehydes or ketones.

**62****63**

OS V, 297.

⁵²⁶For a review of those in which X or Y contains S, Se, or Te, see Guziec, Jr., F.S.; SanFilippo, L.J. *Tetrahedron* **1988**, *44*, 6241.

⁵²⁷Turro, N.J.; Leermakers, P.A.; Wilson, H.R.; Neckers, D.C.; Byers, G.W.; Vesley, G.F. *J. Am. Chem. Soc.* **1965**, *87*, 2613.

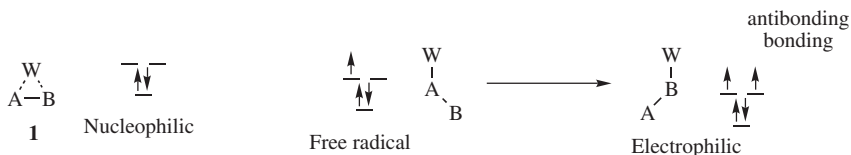
⁵²⁸Lee, G.H.; Lee, H.K.; Choi, E.B.; Kim, B.T.; Pak, C.S. *Tetrahedron Lett.* **1995**, *36*, 5607.

Rearrangements

In a rearrangement reaction a group moves from one atom to another in the same molecule.¹ Most are migrations from an atom to an adjacent one (called 1,2-shifts), but some are over longer distances. The migrating group (W)



may move with its electron pair (these can be called *nucleophilic* or *anionotropic* rearrangements; the migrating group can be regarded as a nucleophile), without its electron pair (*electrophilic* or *cationotropic* rearrangements; in the case of migrating hydrogen, *prototropic* rearrangements), or with just one electron (free-radical rearrangements). The atom A is called the *migration origin* and B is the *migration terminus*. However, there are some rearrangements that do not lend themselves to neat categorization in this manner. Among these are those with cyclic transition states (18-27–18-36).



As we will see, nucleophilic 1,2-shifts are much more common than electrophilic or free-radical 1,2-shifts. The reason for this can be seen by a consideration of the transition states (or in some cases intermediates) involved. We represent the transition state or intermediate for all three cases by **1**, in which the two-electron

¹For books, see de Mayo, P. *Rearrangements in Ground and Excited States*, 3 vols., Academic Press, NY, 1980; Stevens, T.S.; Watts, W.E. *Selected Molecular Rearrangements*, Van Nostrand-Reinhold, Princeton, NJ, 1973. For a review of many of these rearrangements, see Collins, C.J.; Eastham, J.F., in Patai, S. *The Chemistry of the Carbonyl Group*, Vol. 1, Wiley, NY, 1966, pp. 761–821. See also, the series *Mechanisms of Molecular Migrations*.

A–W bond overlaps with the orbital on atom B, which contains zero, one, and two electrons, in the case of nucleophilic, free-radical, and electrophilic migration, respectively. The overlap of these orbitals gives rise to three new orbitals, which have an energy relationship similar to those on p. 72 (one bonding and two degenerate antibonding orbitals). In a nucleophilic migration, where only two electrons are involved, both can go into the bonding orbital and **1** is a low-energy transition state; but in a free-radical or electrophilic migration, there are, respectively, three or four electrons that must be accommodated, and antibonding orbitals must be occupied. It is not surprising therefore that, when 1,2-electrophilic or free-radical shifts are found, the migrating group W is usually aryl or some other group that can accommodate the extra one or two electrons and thus effectively remove them from the three-membered transition state or intermediate (see **41** on p. 1577).

In any rearrangement, we can in principle distinguish between two possible modes of reaction: In one of these, the group W becomes completely detached from A and may end up on the B atom of a different molecule (*intermolecular* rearrangement); in the other W goes from A to B in the *same* molecule (*intramolecular* rearrangement), in which case there must be some continuing tie holding W to the A–B system, preventing it from coming completely free. Strictly speaking, only the intramolecular type fits our definition of a rearrangement, but the general practice, which is followed here, is to include under the title “rearrangement” all net rearrangements whether they are inter- or intramolecular. It is usually not difficult to tell whether a given rearrangement is inter- or intramolecular. The most common method involves the use of *crossover* experiments. In this type of experiment, rearrangement is carried out on a mixture of W–A–B and V–A–C, where V is closely related to W (say, methyl vs. ethyl) and B to C. In an intramolecular process only A–B–W and A–C–V are recovered, but if the reaction is intermolecular, then not only will these two be found, but also A–B–V and A–C–W.

MECHANISMS

Nucleophilic Rearrangements²

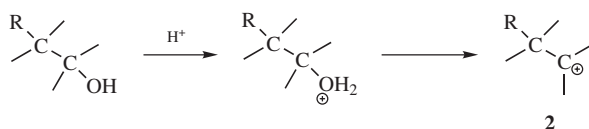
Broadly speaking, such rearrangements consist of three steps, of which the actual migration is the second:



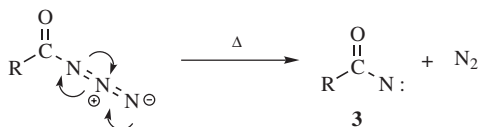
²For reviews, see Vogel, P. *Carbocation Chemistry*; Elsevier, NY, **1985**, pp. 323–372; Shubin, V.G. *Top. Curr. Chem.* **1984**, 116/117, 267; Saunders, M.; Chandrasekhar, J.; Schleyer, P.v.R., in de Mayo, P. *Rearrangements in Ground and Excited States*, Vol. 1, Academic Press, NY, **1980**, pp. 1–53; Kirmse, W. *Top. Curr. Chem.* **1979**, 80, 89. For reviews of rearrangements in vinylic cations, see Shchegolev, A.A.; Kanishchev, M.I. *Russ. Chem. Rev.* **1981**, 50, 553; Lee, C.C. *Isot. Org. Chem.* **1980**, 5, 1.

This process has been called the *Whitmore 1,2-shift*.³ Since the migrating group carries the electron pair with it, the migration terminus B must be an atom with only six electrons in its outer shell (an open sextet). The first step therefore is creation of a system with an open sextet. Such a system can arise in various ways, but two of these are the most important:

1. *Formation of a Carbocation.* These can be formed in a number of ways (see p. 247), but one of the most common methods when a rearrangement is desired is the acid treatment of an alcohol to give **2** from an intermediate oxonium ion. These two steps are of course the same as the first two steps of the S_N1cA or the $E1$ reactions of alcohols.



2. *Formation of a Nitrene.* The decomposition of acyl azides is one of several ways in which acyl nitrenes **3** are formed (see p. 293). After the migration has taken place, the atom at the migration origin (A) must necessarily have an open sextet. In the third step, this atom acquires an octet. In the case of carbocations, the most common third steps are combinations with a nucleophile (rearrangement with substitution) and loss of H^+ (rearrangement with elimination).



Although we have presented this mechanism as taking place in three steps, and some reactions do take place in this way, in many cases two or all three steps are simultaneous. For example, in the nitrene example above, as the R migrates, an electron pair from the nitrogen moves into the C–N bond to give a stable isocyanate, **4**.

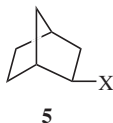


In this example, the second and third steps are simultaneous. It is also possible for the second and third steps to be simultaneous even when the “third” step involves more than just a simple motion of a pair of electrons. Similarly, there are many reactions in which the first two steps are simultaneous; that is, there is no actual formation of a species, such as **2** or **3**. In these instances, it may be said that

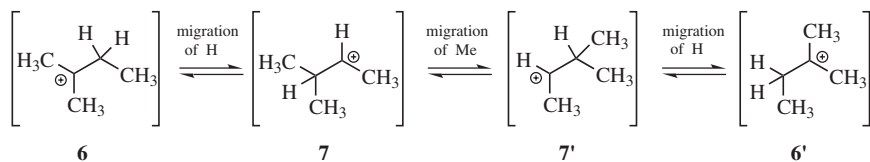
³It was first postulated by Whitmore, F.C. *J. Am. Chem. Soc.* **1932**, *54*, 3274.

R assists in the removal of the leaving group, with migration of R and the removal of the leaving group taking place simultaneously. Many investigations have been carried out in attempts to determine, in various reactions, whether such intermediates as **2** or **3** actually form, or whether the steps are simultaneous (see, e.g., the discussions on pp. 1381, 1563), but the difference between the two possibilities is often subtle, and the question is not always easily answered.⁴

Evidence for this mechanism is that rearrangements of this sort occur under conditions where we have previously encountered carbocations: S_N1 conditions, Friedel–Crafts alkylation, and so on. Solvolysis of neopentyl bromide leads to rearrangement products, and the rate increases with increasing ionizing power of the solvent but is unaffected by concentration of base,⁵ so that the first step is carbocation formation. The same compound under S_N2 conditions gave no rearrangement, but only ordinary substitution, though slowly. Thus with neopentyl bromide, formation of a carbocation leads only to rearrangement. Carbocations usually rearrange to more stable carbocations. Thus the direction of rearrangement is usually primary → secondary → tertiary. Neopentyl (Me₃CCH₂), neophyl (PhCMe₂CH₂), and norbornyl (e.g., **5**) type systems are especially prone to carbocation rearrangement reactions. It has been shown that the rate of migration increases with the degree of electron deficiency at the migration terminus.⁶



We have previously mentioned (p. 236) that stable tertiary carbocations can be obtained, in solution, at very low temperatures. The NMR studies have shown that when these solutions are warmed, rapid migrations of hydride and of alkyl groups take place, resulting in an equilibrium mixture of structures.⁷ For example, the *tert*-pentyl cation (**5**)⁸ equilibrates as follows:



⁴The IUPAC designations depend on the nature of the steps. For the rules, see Guthrie, R.D. *Pure Appl. Chem.* **1989**, *61*, 23, 44–45.

⁵Dostrovsky, I.; Hughes, E.D. *J. Chem. Soc.* **1946**, 166.

⁶Borodkin, G.I.; Shakirov, M.M.; Shubin, V.G.; Koptyug, V.A. *J. Org. Chem. USSR* **1978**, *14*, 290, 924.

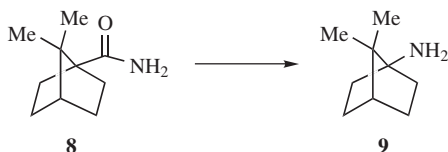
⁷For reviews, see Brouwer, D.M.; Hogeveen, H. *Prog. Phys. Org. Chem.* **1972**, *9*, 179, see pp. 203–237; Olah, G.A.; Olah, J.A., in Olah, G.A.; Schleyer, P.V.R. *Carbonium Ions*, Vol. 2, Wiley, NY, **1970**, pp. 751–760, 766–778. For a discussion of the rates of these reactions, see Sorensen, T.S. *Acc. Chem. Res.* **1976**, *9*, 257.

⁸Brouwer, D.M. *Recl. Trav. Chim. Pays-Bas* **1968**, *87*, 210; Saunders, M.; Hagen, E.L. *J. Am. Chem. Soc.* **1968**, *90*, 2436.

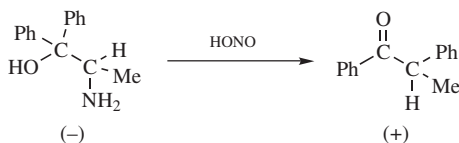
Carbocations that rearrange to give products of identical structure (e.g., $6 \rightleftharpoons 6', 7 \rightleftharpoons 7'$) are called *degenerate carbocations* and such rearrangements are *degenerate rearrangements*. Many examples are known.⁹

The Actual Nature of the Migration

Most nucleophilic 1,2-shifts are intramolecular. The W group does not become free, but always remains connected in some way to the substrate. Apart from the evidence from crossover experiments, the strongest evidence is that when the W group is chiral, the configuration is *retained* in the product. For example, (+)-PhCHMeCOOH was converted to (–)-PhCHMeNH₂ by the Curtius (**18-14**), Hofmann (**18-13**), Lossen (**18-15**), and Schmidt (**18-16**) reactions.¹⁰ In these reactions, the extent of retention varied from 95.8 to 99.6%. Retention of configuration in the migrating group has been shown many times since.¹¹ Another experiment demonstrating retention was the



easy conversion of **8** to **9**.¹¹ Neither inversion nor racemization could take place at a bridgehead. There is much other evidence that retention of configuration usually occurs in W, and inversion never.¹² However, this is not the state of affairs at A and B. In many reactions, of course, the structure of W–A–B is such that the product has only one steric possibility at A or B or both, and in most of these cases nothing can be learned. But in cases where the steric nature of A or B can be investigated, the results are mixed. It has been shown that either inversion or racemization can occur at A or B. Thus the following conversion proceeded with inversion at B:¹³



⁹For reviews, see Ahlberg, P.; Jonsäll, G.; Engdahl, C. *Adv. Phys. Org. Chem.* **1983**, *19*, 223; Leone, R.E.; Barborak, J.C.; Schleyer, P.v.R., in Olah, G.A.; Schleyer, P.v.R. *Carbonium Ions*, Vol. 4, Wiley, NY, **1970**, pp. 1837–1939; Leone, R.E.; Schleyer, P.v.R. *Angew. Chem. Int. Ed.* **1970**, *9*, 860.

¹⁰Campbell, A.; Kenyon, J. *J. Chem. Soc.* **1946**, 25, and references cited therein.

¹¹For retention of migrating group configuration in the Wagner–Meerwein and pinacol rearrangements, see Beggs, J.J.; Meyers, M.B. *J. Chem. Soc. B* **1970**, 930; Kirmse, W.; Gruber, W.; Knist, J. *Chem. Ber.* **1973**, *106*, 1376; Shono, T.; Fujita, K.; Kumai, S. *Tetrahedron Lett.* **1973**, 3123; Borodkin, G.I.; Panova, Y.B.; Shakirov, M.M.; Shubin, V.G. *J. Org. Chem. USSR* **1983**, *19*, 103.

¹²See Cram, D.J., in Newman *Steric Effects in Organic Chemistry*, Wiley, NY, **1956**; pp. 251–254; Wheland, G.W. *Advanced Organic Chemistry*, 3rd ed., Wiley, NY, **1960**, pp. 597–604.

¹³Bernstein, H.I.; Whitmore, F.C. *J. Am. Chem. Soc.* **1939**, *61*, 1324. For other examples, see Tsuchihashi, G.; Tomooka, K.; Suzuki, K. *Tetrahedron Lett.* **1984**, *25*, 4253.

and inversion at A has been shown in other cases.¹⁴ However, in many other cases, racemization occurs at A or B.¹⁵ It is not always necessary for the product to have two steric possibilities in order to investigate the stereochemistry at A or B. Thus, in most Beckmann rearrangements (18-17), only the group trans (usually called *anti*) to the hydroxyl group migrates:

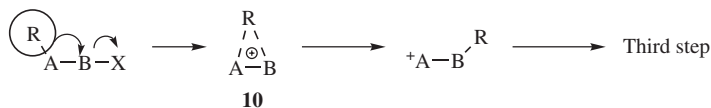


showing inversion at B.

This information tells us about the degree of concertedness of the three steps of the rearrangement. First consider the migration terminus B. If racemization is found at B, it is probable that the first step takes place before the second and that a positively charged carbon (or other sextet atom) is present at B:



With respect to B this is an $\text{S}_{\text{N}}1$ -type process. If inversion occurs at B, it is likely that the first two steps are concerted, that a carbocation is *not* an intermediate, and that the process is $\text{S}_{\text{N}}2$ -like:



In this case, participation by R assists in removal of X in the same way that neighboring groups do (p. 446). Indeed, R *is* a neighboring group here. The only difference is that, in the case of the neighboring-group mechanism of nucleophilic substitution, R never becomes detached from A, while in a rearrangement the bond between R and A is broken. In either case, the anchimeric assistance results in an increased rate of reaction. Of course, for such a process to take place, R must be in a favorable geometrical position (R and X antiperiplanar). Intermediate **10** may be a true intermediate or only a transition state, depending on what migrates. In certain cases of the $\text{S}_{\text{N}}1$ -type process, it is possible for migration to take place with net retention of configuration at the migrating terminus because of conformational effects in the carbocation.¹⁶

We may summarize a few conclusions:

1. The $\text{S}_{\text{N}}1$ -type process occurs mostly when B is a tertiary atom or has one aryl group and at least one other alkyl or aryl group. In other cases, the $\text{S}_{\text{N}}2$ -type

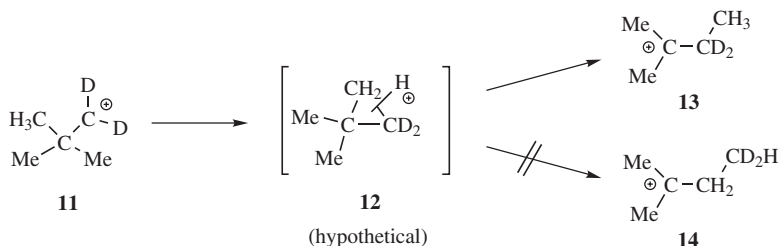
¹⁴See Meerwein, H.; van Emster, K. *Ber.* **1920**, *53*, 1815; **1922**, *55*, 2500; Meerwein, H.; Gérard, L. *Liebigs Ann. Chem.* **1923**, *435*, 174.

¹⁵For example, see Winstein, S.; Morse, B.K. *J. Am. Chem. Soc.* **1952**, *74*, 1133.

¹⁶Collins, C.J.; Benjamin, B.M. *J. Org. Chem.* **1972**, *37*, 4358, and references cited therein.

process is more likely. Inversion of configuration (indicating an S_N2 -type process) has been shown for a neopentyl substrate by the use of the chiral neopentyl-1-*d* alcohol.¹⁷ On the other hand, there is other evidence that neopentyl systems undergo rearrangement by a carbocation (S_N1 -type) mechanism.¹⁸

2. The question as to whether **10** is an intermediate or a transition state has been much debated. When R is aryl or vinyl, then **10** is probably an intermediate and the migrating group lends anchimeric assistance¹⁹ (see p. 459 for resonance stabilization of this intermediate, when R is aryl). When R is alkyl, **10** is a protonated cyclopropane (edge- or corner-protonated; see p. 1026). There is much evidence that in simple migrations of a methyl group, the bulk of the products formed do not arise from protonated cyclopropane *intermediates*. Evidence for this statement has already been given (p. 467). Further evidence was obtained from experiments involving labeling.



Rearrangement of the neopentyl cation labeled with deuterium in the 1 position (**11**) gave only *tert*-pentyl products with the label in the 3 position (derived from **13**), though if **12** were an intermediate, the cyclopropane ring could just as well cleave the other way to give *tert*-pentyl derivatives labeled in the 4 position (derived from **14**).²⁰ Another experiment that led to the same conclusion was the generation, in several ways, of $\text{Me}_3\text{C}^{13}\text{CH}_2^+$. In this case, the only *tert*-pentyl products isolated were labeled in C-3, that is, $\text{Me}_2\text{C}^+-^{13}\text{CH}_2\text{CH}_3$ derivatives; no derivatives of $\text{Me}_2\text{C}^+-\text{CH}_2^{13}\text{CH}_3$ were found.²¹

Although the bulk of the products are not formed from protonated cyclopropane intermediates, there is considerable evidence that at least in 1-propyl

¹⁷Sanderson, W.A.; Mosher, H.S. *J. Am. Chem. Soc.* **1966**, *88*, 4185; Mosher, H.S. *Tetrahedron* **1974**, *30*, 1733. See also, Guthrie, R.D. *J. Am. Chem. Soc.* **1967**, *89*, 6718.

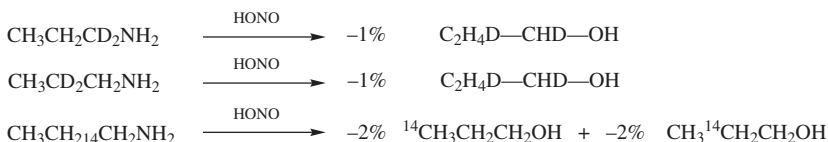
¹⁸Nordlander, J.E.; Jindal, S.P.; Schleyer, P.v.R.; Fort Jr., R.C.; Harper, J.J.; Nicholas, R.D. *J. Am. Chem. Soc.* **1966**, *88*, 4475; Shiner, Jr., V.J.; Imhoff, M.A. *J. Am. Chem. Soc.* **1985**, *107*, 2121.

¹⁹For example, see Rachon, J.; Goedkin, V.; Walborsky, H.M. *J. Org. Chem.* **1989**, *54*, 1006. For an opposing view, see Kirmse, W.; Feyen, P. *Chem. Ber.* **1975**, *108*, 71; Kirmse, W.; Plath, P.; Schaffrodt, H. *Chem. Ber.* **1975**, *108*, 79.

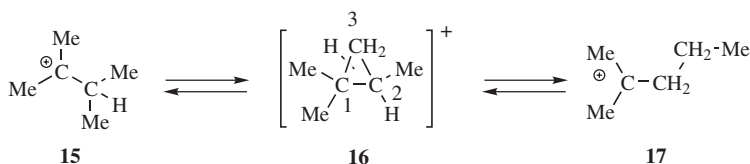
²⁰Skell, P.S.; Starer, I.; Krapcho, A.P. *J. Am. Chem. Soc.* **1960**, *82*, 5257.

²¹Karabatsos, G.J.; Orzech Jr., C.E.; Meyerson, S. *J. Am. Chem. Soc.* **1964**, *86*, 1994.

systems, a small part of the product can in fact arise from such intermediates.²² Among this evidence is the isolation of 10–15% cyclopropanes (mentioned on p. 467). Additional evidence comes from propyl cations generated by diazotization of labeled amines ($\text{CH}_3\text{CH}_2\text{CD}_2^+$, $\text{CH}_3\text{CD}_2\text{CH}_2^+$, $\text{CH}_3\text{CH}_2^{14}\text{CH}_2^+$), where isotopic distribution in the products indicated that a small amount ($\sim 5\%$) of the product had to be formed from protonated cyclopropane intermediates, for example,²³



Even more scrambling was found in trifluoroacetylolysis of 1-propyl-1-¹⁴C-mercuric perchlorate.²⁴ However, protonated cyclopropane intermediates accounted for <1% of the products from diazotization of labeled isobutylamine²⁵ and from formolysis of labeled 1-propyl tosylate.²⁶



It is likely that protonated cyclopropane transition states or intermediates are also responsible for certain non-1,2 rearrangements. For example, in super acid solution, the ions **15** and **17** are in equilibrium. It is not possible for these to interconvert solely by 1,2-alkyl or hydride shifts unless primary carbocations (which are highly unlikely) are intermediates. However, the reaction can be explained²⁷ by postulating that (in the forward reaction) it is the 1,2 bond

²²For reviews, see Saunders, M.; Vogel, P.; Hagen, E.L.; Rosenfeld, J. *Acc. Chem. Res.* **1973**, *6*, 53; Lee, C.C. *Prog. Phys. Org. Chem.* **1970**, *7*, 129; Collins, C.J. *Chem. Rev.* **1969**, *69*, 543. See also, Cooper, C.N.; Jenner, P.J.; Perry, N.B.; Russell-King, J.; Storesund, H.J.; Whiting, M.C. *J. Chem. Soc. Perkin Trans. 2* **1982**, 605.

²³Lee, C.C.; Kruger, J.E. *Tetrahedron* **1967**, *23*, 2539; Lee, C.C.; Wan, K. *J. Am. Chem. Soc.* **1969**, *91*, 6416; Karabatsos, G.J.; Orzech, Jr., C.E.; Fry, J.L.; Meyerson, S. *J. Am. Chem. Soc.* **1970**, *92*, 606.

²⁴Lee, C.C.; Cessna, A.J.; Ko, E.C.F.; Vassie, S. *J. Am. Chem. Soc.* **1973**, *95*, 5688. See also, Lee, C.C.; Reichle, R. *J. Org. Chem.* **1977**, *42*, 2058, and references cited therein.

²⁵Karabatsos, G.J.; Hsi, N.; Meyerson, S. *J. Am. Chem. Soc.* **1970**, *92*, 621. See also, Karabatsos, G.J.; Anand, M.; Rickett, D.O.; Meyerson, S. *J. Am. Chem. Soc.* **1970**, *92*, 1254.

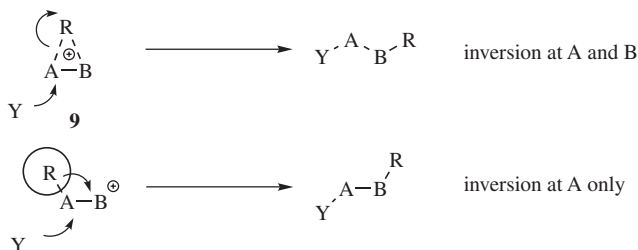
²⁶Lee, C.C.; Kruger, J.E. *Can. J. Chem.* **1966**, *44*, 2343; Shatkina, T.N.; Lovtsova, A.N.; Reutov, O.A. *Bull. Acad. Sci. USSR Div. Chem. Sci.* **1967**, 2616; Karabatsos, G.J.; Fry, J.L.; Meyerson, S. *J. Am. Chem. Soc.* **1970**, *92*, 614. See also, Lee, C.C.; Zohdi, H.F. *Can. J. Chem.* **1983**, *61*, 2092.

²⁷Brouwer, D.M.; Oelderik, J.M. *Recl. Trav. Chim. Pays-Bas* **1968**, *87*, 721; Saunders, M.; Jaffe, M.H.; Vogel, P. *J. Am. Chem. Soc.* **1971**, *93*, 2558; Saunders, M.; Vogel, P. *J. Am. Chem. Soc.* **1971**, *93*, 2559, 2561; Kirmse, W.; Loosen, K.; Prolingheuer, E. *Chem. Ber.* **1980**, *113*, 129.

of the intermediate or transition state **16** that opens up rather than the 2,3 bond, which is the one that would open if the reaction were a normal 1,2-shift of a methyl group. In this case, opening of the 1,2 bond produces a tertiary cation, while opening of the 2,3 bond would give a secondary cation. (In the reaction **17** \rightarrow **15**, it is of course the 1,3 bond that opens).

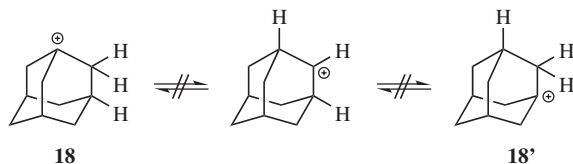
3. There has been much discussion of H as migrating group. There is no conclusive evidence that **10** in this case is or is not a true intermediate, although both positions have been argued (see p. 467).

The stereochemistry at the migration origin A is less often involved, since in most cases it does not end up as a tetrahedral atom; but when there is inversion here, there is an S_N2 -type process at the beginning of the migration. This may or may not be accompanied by an S_N2 process at the migration terminus B:



In some cases, it has been found that, when H is the migrating species, the configuration at A may be *retained*.²⁸

There is evidence that the configuration of the molecule may be important even where the leaving group is gone long before migration takes place. For example, the 1-adamantyl cation (**18**) does not equilibrate intramolecularly, even at temperatures up to 130°C,²⁹ though open-chain (e.g., **6** \rightleftharpoons **6'**) and cyclic tertiary



carbocations undergo such equilibration at 0°C or below. On the basis of this and other evidence it has been concluded that for a 1,2-shift of hydrogen or methyl to proceed as smoothly as possible, the vacant *p* orbital of the carbon bearing the positive charge and the sp^3 orbital carrying the migrating group must be coplanar,²⁹ which is not possible for **18**.

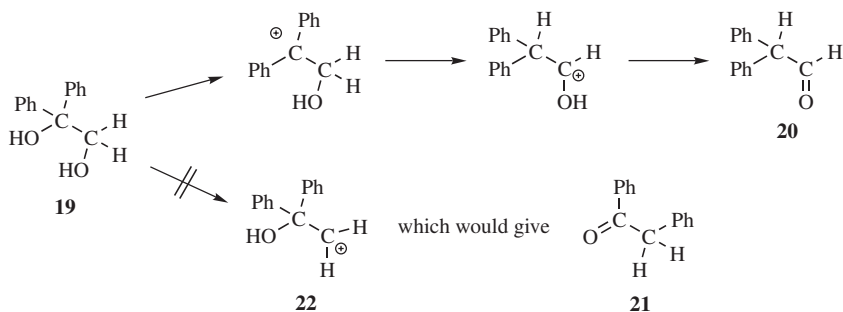
²⁸Winstein, S.; Holness, N.J. *J. Am. Chem. Soc.* **1955**, *77*, 5562; Cram, D.J.; Tadanier, J. *J. Am. Chem. Soc.* **1959**, *81*, 2737; Bundel', Yu.G.; Pankratova, K.G.; Gordin, M.B.; Reutov, O.A. *Doklad. Chem.* **1971**, *199*, 700; Kirmse, W.; Ratajczak, H.; Rauleder, G. *Chem. Ber.* **1977**, *110*, 2290.

²⁹Brouwer, D.M.; Hogeveen, H. *Recl. Trav. Chim. Pays-Bas* **1970**, *89*, 211; Majerski, Z.; Schleyer, P.v.R.; Wolf, A.P. *J. Am. Chem. Soc.* **1970**, *92*, 5731.

Migratory Aptitudes³⁰

In many reactions, there is no question about which group migrates. For example, in the Hofmann, Curtius, and similar reactions there is only one possible migrating group in each molecule, and one can measure migratory aptitudes only by comparing the relative rearrangement rates of different compounds. In other instances, there are two or more potential migrating groups, but which migrates is settled by the geometry of the molecule. The Beckmann rearrangement (**18-17**) provides an example. As we have seen, only the group trans to the OH migrates. In compounds whose geometry is not restricted in this manner, there still may be eclipsing effects (see p. 1502), so that the choice of migrating group is largely determined by which group is in the right place in the most stable conformation of the molecule.³¹ However, in some reactions, especially the Wagner–Meerwein (**18-1**) and the pinacol (**18-2**) rearrangements, the molecule may contain several groups that, geometrically at least, have approximately equal chances of migrating, and these reactions have often been used for the direct study of relative migratory aptitudes. In the pinacol rearrangement, there is the additional question of which OH group leaves and which does not, since a group can migrate only if the OH group on the *other* carbon is lost.

We deal with the second question first. To study this question, the best type of substrate to use is one of the form $\begin{matrix} R_2C & - & CR'_2 \\ | & & | \\ OH & & OH \end{matrix}$, since the only thing that determines migratory aptitude is which OH group comes off. Once the OH group is gone, the migrating group is determined. As might be expected, the OH that leaves is the one whose loss gives rise to the more stable carbocation. Thus 1,1-diphenylethanediol (**19**) gives diphenylacetaldehyde (**20**), not phenylacetophenone (**21**). Obviously, it does not matter in this case whether phenyl has a greater



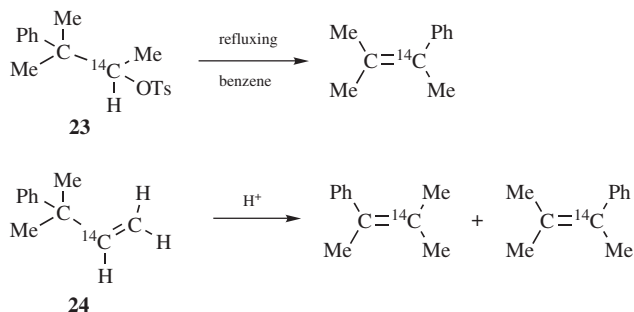
inherent migratory aptitude than hydrogen or not. Only the hydrogen can migrate because **22** is not formed. As we know, carbocation stability is enhanced by

³⁰For discussions, see Koptuyg, V.A.; Shubin, V.G. *J. Org. Chem. USSR* **1980**, *16*, 1685; Wheland, G.W. *Advanced Organic Chemistry*, 3rd ed., Wiley, NY, **1960**, pp. 573–597.

³¹For a discussion, see Cram, D.J., in Newman, M.S. *Steric Effects in Organic Chemistry*, Wiley, NY, **1956**, pp. 270–276. For an interesting example, see Nickon, A.; Weglein, R.C. *J. Am. Chem. Soc.* **1975**, *97*, 1271.

groups in the order aryl > alkyl > hydrogen, and this normally determines which side loses the OH group. However, exceptions are known, and which group is lost may depend on the reaction conditions (e.g., see the reaction of **53**, p. 1586).

In order to answer the question about inherent migratory aptitudes, the obvious type of substrate to use (in the pinacol rearrangement) is $\begin{matrix} R'RC-CRR' \\ | \quad | \\ OH \quad OH \end{matrix}$, since the same carbocation is formed no matter which OH leaves, and it would seem that a direct comparison of the migratory tendencies of R and R' is possible. On closer inspection, however, we can see that several factors are operating. Apart from the question of possible conformational effects, already mentioned, there is also the fact that whether the group R or R' migrates is determined not only by the relative inherent migrating abilities of R and R', but also by whether the group that does *not* migrate is better at stabilizing the positive charge that will now be found at the migration origin.³² Thus, migration of R gives rise to the cation $R'C^+(OH)CR_2R'_2$, while migration of R' gives the cation $R^+C(OH)CRR'_2$, and these cations have different stabilities. It is possible that in a given case R might be found to migrate less than R', not because it actually has a lower inherent migrating tendency, but because it is much better at stabilizing the positive charge. In addition to this factor,



migrating ability of a group is also related to its capacity to render anchimeric assistance to the departure of the nucleofuge. An example of this effect is the finding that in the decomposition of tosylate **23** only the phenyl group migrates, while in acid treatment of the corresponding alkene **24**, there is competitive migration of both methyl and phenyl (in these reactions ^{14}C labeling is necessary to determine which group has migrated).³³ Both **23** and **24** give the same carbocation; the differing results must be caused by the fact that in **23** the phenyl group can assist the leaving group, while no such process is possible for **24**. This example clearly illustrates the difference between migration to a relatively

³²For example, see McCall, M.J.; Townsend, J.M.; Bonner, W.A. *J. Am. Chem. Soc.* **1975**, *97*, 2743; Brownbridge, P.; Hodgson, P.K.G.; Shepherd, R.; Warren, S. *J. Chem. Soc. Perkin Trans. 1* **1976**, 2024.

³³Grimaud, J.; Laurent, A. *Bull. Soc. Chim. Fr.* **1967**, 3599.

free terminus and one that proceeds with the migrating group lending anchimeric assistance.³⁴

It is not surprising therefore that clear-cut answers as to relative migrating tendencies are not available. More often than not migratory aptitudes are in the order aryl > alkyl, but exceptions are known, and the position of hydrogen in this series is often unpredictable. In some cases, migration of hydrogen is preferred to aryl migration; in other cases, migration of alkyl is preferred to that of hydrogen. Mixtures are often found and the isomer that predominates often depends on conditions. For example, the comparison between methyl and ethyl has been made many times in various systems, and in some cases methyl migration and in others ethyl migration has been found to predominate.³⁵ However, it can be said that among aryl migrating groups, electron-donating substituents in the para and meta positions increase the migratory aptitudes, while the same substituents in the ortho positions decrease them. Electron-withdrawing groups decrease migrating ability in all positions. The following are a few of the relative migratory aptitudes determined for aryl groups by Bachmann and Ferguson:³⁶ *p*-anisyl, 500; *p*-tolyl, 15.7; *m*-tolyl, 1.95; phenyl, 1.00; *p*-chlorophenyl, 0.7; *o*-anisyl, 0.3. For the *o*-anisyl group, the poor migrating ability probably has a steric cause, while for the others there is a fair correlation with activation or deactivation of electrophilic aromatic substitution, which is what the process is with respect to the benzene ring. It has been reported that at least in certain systems acyl groups have a greater migratory aptitude than alkyl groups.³⁷

Memory Effects³⁸

Solvolysis of the endo bicyclic compound **25** (X = ONs, p. 497, or Br) gave mostly the bicyclic allylic alcohol, **28**, along with a smaller amount of the tricyclic alcohol **32**, while solvolysis of the exo isomers, **29**, gave mostly **32**, with smaller amounts of **28**.³⁹ Thus the two isomers gave entirely different ratios of products, although

³⁴A number of studies of migratory aptitudes in the dienone-phenol rearrangement (**18-5**) are in accord with the above. For a discussion, see Fischer, A.; Henderson, G.N. *J. Chem. Soc., Chem. Commun.* **1979**, 279, and references cited therein. See also, Palmer, J.D.; Waring, A.J. *J. Chem. Soc. Perkin Trans. 2* **1979**, 1089; Marx, J.N.; Hahn, Y.P. *J. Org. Chem.* **1988**, 53, 2866.

³⁵For examples, see Cram, D.J.; Knight, J.D. *J. Am. Chem. Soc.* **1952**, 74, 5839; Stiles, M.; Mayer, R.P. *J. Am. Chem. Soc.* **1959**, 81, 1497; Heidke, R.L.; Saunders, Jr., W.H. *J. Am. Chem. Soc.* **1966**, 88, 5816; Dubois, J.E.; Bauer, P. *J. Am. Chem. Soc.* **1968**, 90, 4510, 4511; Bundel', Yu. G.; Levina, I.Yu.; Reutov, O.A. *J. Org. Chem. USSR* **1970**, 6, 1; Pilkington, J.W.; Waring, A.J. *J. Chem. Soc. Perkin Trans. 2* **1976**, 1349; Korchagina, D.V.; Derendyaev, B.G.; Shubin, V.G.; Koptuyug, V.A. *J. Org. Chem. USSR* **1976**, 12, 378; Wistuba, E.; R uchardt, C. *Tetrahedron Lett.* **1981**, 22, 4069; Jost, R.; Laali, K.; Sommer, J. *Nouv. J. Chim.* **1983**, 7, 79

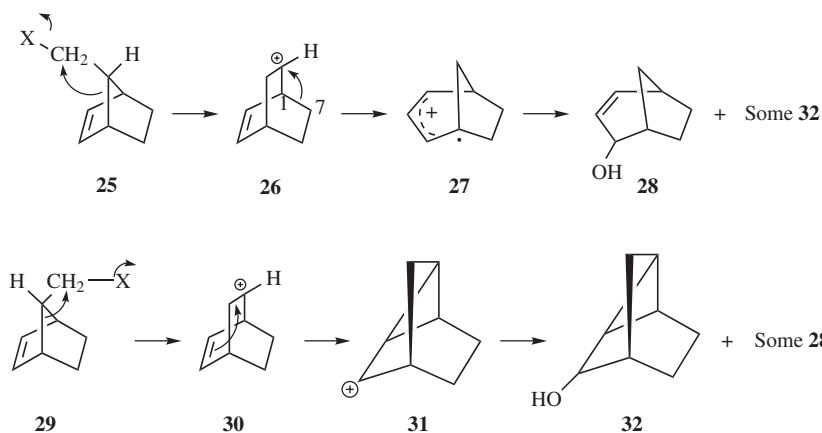
³⁶Bachmann, W.E.; Ferguson, J.W. *J. Am. Chem. Soc.* **1934**, 56, 2081.

³⁷Le Drian, C.; Vogel, P. *Helv. Chim. Acta* **1987**, 70, 1703; *Tetrahedron Lett.* **1987**, 28, 1523.

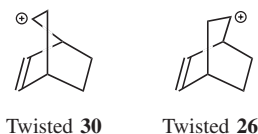
³⁸For a review, see Berson, J.A. *Angew. Chem. Int. Ed.* **1968**, 7, 779.

³⁹Berson, J.A.; Poonian, M.S.; Libbey, W.J. *J. Am. Chem. Soc.* **1969**, 91, 5567; Berson, J.A.; Donald, D.S.; Libbey, W.J. *J. Am. Chem. Soc.* **1969**, 91, 5580; Berson, J.A.; Wege, D.; Clarke, G.M.; Bergman, R.G. *J. Am. Chem. Soc.* **1969**, 91, 5594, 5601.

the carbocation initially formed (**26** or **30**) seems to be the same for each. In the case of **26**, a second rearrangement (a shift of the 1,7 bond) follows, while with **30** what follows is an intramolecular addition of the positive carbon to the double bond.



It seems as if **26** and **30** “remember” how they were formed before they go on to give the second step. Such effects are called *memory effects* and other such cases are known.⁴⁰ The causes of these effects are not well understood, though there has been much discussion. One possible cause is differential solvation of the apparently identical ions **26** and **30**. Other possibilities are (1) that the ions have geometrical structures that are twisted in opposite senses (e.g., a twisted **30** might have its positive carbon closer to the double



bond than a twisted **26**); (2) that ion pairing is responsible;⁴¹ and (3) that nonclassical carbocations are involved.⁴² One possibility that has been ruled out is that the steps **25** → **26** → **27** and **29** → **30** → **31** are concerted, so that **26** and **30** never exist at all. This possibility has been excluded by several kinds of evidence, including the fact that **25** gives not only **28**, but also some **32**; and **29** gives some **28**

⁴⁰For examples of memory effects in other systems, see Berson, J.A.; Luibrand, R.T.; Kundu, N.G.; Morris, D.G. *J. Am. Chem. Soc.* **1971**, *93*, 3075; Collins, C.J. *Acc. Chem. Res.* **1971**, *4*, 315; Collins, J.A.; Glover, I.T.; Eckart, M.D.; Raaen, V.F.; Benjamin, B.M.; Benjaminov, B.S. *J. Am. Chem. Soc.* **1972**, *94*, 899; Svensson, T. *Chem. Scr.* **1974**, *6*, 22.

⁴¹See Collins, C.J. *Chem. Soc. Rev.* **1975**, *4*, 251.

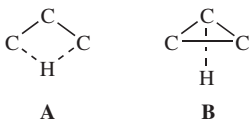
⁴²See, for example, Seybold, G.; Vogel, P.; Saunders, M.; Wiberg, K.B. *J. Am. Chem. Soc.* **1973**, *95*, 2045; Kirmse, W.; Günther, B. *J. Am. Chem. Soc.* **1978**, *100*, 3619.

along with **32**. This means that some of the **26** and **30** ions interconvert, a phenomenon known as *leakage*.

Longer Nucleophilic Rearrangements

The question as to whether a group can migrate with its electron pair from A to C in W–A–B–C or over longer distances has been much debated. Although claims have been made that alkyl groups can migrate in this way, the evidence is that such migration is extremely rare, if it occurs at all. One experiment that demonstrated this was the generation of the 3,3-dimethyl-1-butyl cation $\text{Me}_3\text{CCH}_2\text{CH}_2^+$. If 1,3-methyl migrations are possible, this cation would appear to be a favorable substrate, since such a migration would convert a primary cation into the tertiary 2-methyl-2-pentyl cation $\text{Me}_2\text{CCH}_2\text{CH}_2\text{CH}_3$, while the only possible 1,2 migration (of hydride) would give only a secondary cation. However, no products arising from the 2-methyl-2-pentyl cation were found, the only rearranged products being those formed by the 1,2 hydride migration.⁴³ 1,3 Migration of bromine has been reported.⁴⁴

However, most of the debate over the possibility of 1,3 migrations has concerned not methyl or bromine, but 1,3 hydride shifts.⁴⁵ There is no doubt that *apparent* 1,3 hydride shifts take place (many instances have been found), but the question is whether they are truly direct hydride shifts or whether they occur by another



mechanism. There are at least two ways in which indirect 1,3-hydride shifts can take place: (1) by successive 1,2-shifts or (2) through the intervention of protonated cyclopropanes (see p. 1565). A direct 1,3-shift would have the transition state **A**, while the transition state for a 1,3-shift involving a protonated cyclopropane intermediate would resemble **B**. The evidence is that most reported 1,3 hydride shifts are actually the result of successive 1,2 migrations,⁴⁶ but that in some cases small amounts of products cannot be accounted for in this way. For example, the reaction of 2-methyl-1-butanol with KOH and bromoform gave a mixture of alkenes, nearly all of which could have arisen from simple

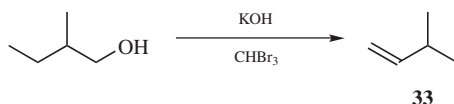
⁴³Skell, P.S.; Reichenbacher, P.H. *J. Am. Chem. Soc.* **1968**, *90*, 2309.

⁴⁴Reineke, C.E.; McCarthy, Jr., J.R. *J. Am. Chem. Soc.* **1970**, *92*, 6376; Smolina, T.A.; Gopius, E.D.; Gruzdneva, V.N.; Reutov, O.A. *Doklad. Chem.* **1973**, *209*, 280.

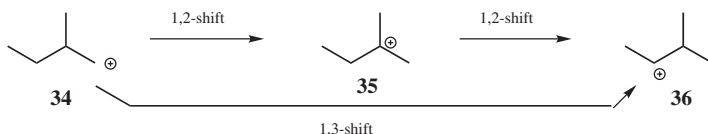
⁴⁵For a review, see Fry, J.L.; Karabatsos, G.J., in Olah, G.A.; Schleyer, P.v.R. *Carbonium Ions*, Vol. 2, Wiley, NY, **1970**, p. 527.

⁴⁶For example, see Bundel', Yu.G.; Levina, I.Yu.; Krzhizhevskii, A.M.; Reutov, O.A. *Doklad. Chem.* **1968**, *181*, 583; Fărcașiu, D.; Kascheres, C.; Schwartz, L.H. *J. Am. Chem. Soc.* **1972**, *94*, 180; Kirmse, W.; Knist, J.; Ratajczak, H. *Chem. Ber.* **1976**, *109*, 2296.

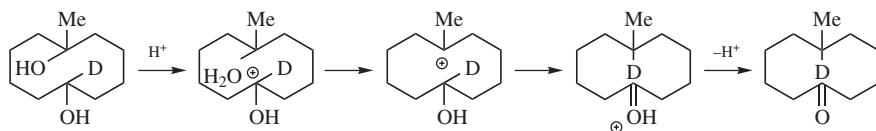
elimination or 1,2-shifts of hydride or alkyl. However, 1.2% of the product was **33**.⁴⁷



Hypothetically, **33** could have arisen from a 1,3-shift (direct or through a protonated cyclopropane) or from two successive 1,2-shifts:



However, the same reaction applied to 2-methyl-2-butanol gave no **33**, which demonstrated that **36** was not formed from **35**. The conclusion made was that **36** was formed directly from **34**. This experiment does not answer the question as to whether **36** was formed by a direct shift or through a protonated cyclopropane, but from other evidence⁴⁸ it appears that 1,3 hydride shifts that do not result from successive 1,2 migrations usually take place through protonated cyclopropane intermediates (which, as we saw on p. 1565, account for only a small percentage of the product in any case). However, there is evidence that direct 1,3 hydride shifts by way of **A** may take place in super acid solutions.⁴⁹ Although direct nucleophilic rearrangements over distances >1,2 are rare (or perhaps nonexistent) when the migrating atom or group must move along a chain, this is not so for a shift across a ring of 8–11 members. Many such transannular rearrangements are known.⁵⁰ Several examples are given on p. 223. This is the mechanism of one of these:⁵¹



⁴⁷Skell, P.S.; Maxwell, R.J. *J. Am. Chem. Soc.* **1962**, *84*, 3963. See also, Skell, P.S.; Starer, I. *J. Am. Chem. Soc.* **1962**, *84*, 3962.

⁴⁸For example, see Brouwer, D.M.; van Doorn, J.A. *Recl. Trav. Chim. Pays-Bas* **1969**, *8*, 573; Dupuy, W.E.; Goldsmith, E.A.; Hudson, H.R. *J. Chem. Soc. Perkin Trans. 2* **1973**, 74; Hudson, H.R.; Koplick, A.J.; Poulton, D.J. *Tetrahedron Lett.* **1975**, 1449; Fry, J.L.; Karabatsos, G.J., in Olah, G.A.; Schleyer, P.v.R. *Carbonium Ions*, Vol. 2, Wiley, NY, **1970**, p. 527.

⁴⁹Saunders, M.; Stofko Jr., J.J. *J. Am. Chem. Soc.* **1973**, *95*, 252.


⁵⁰For reviews, see Cope, A.C.; Martin, M.M.; McKervey, M.A. *Q. Rev. Chem. Soc.* **1966**, *20*, 119. For many references, see Blomquist, A.T.; Buck, C.J. *J. Am. Chem. Soc.* **1951**, *81*, 672.

⁵¹Prelog, V.; Küng, W. *Helv. Chim. Acta* **1956**, *39*, 1394.

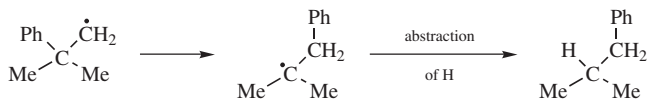
It is noteworthy that the *methyl* group does not migrate in this system. It is generally true that alkyl groups do not undergo transannular migration.⁵² In most cases, it is hydride that undergoes this type of migration, though a small amount of phenyl migration has also been shown.⁵³

Free-Radical Rearrangements⁵⁴

1,2-Free-radical rearrangements are much less common than the nucleophilic type previously considered, for the reasons mentioned on p. 1559. Where they do occur, the general pattern is similar. There must first be generation of a free radical, and then the actual migration in which the migrating group moves with one electron:



Finally, the new free radical must stabilize itself by a further reaction. The order of radical stability leads us to predict that here too, as with carbocation rearrangements, any migrations should be in the order primary \rightarrow secondary \rightarrow tertiary, and that the logical place to look for them should be in neopentyl and neophyl systems. The most common way of generating free radicals for the purpose of detection of rearrangements is by decarbonylation of aldehydes (14-32). In this manner, it was found that neophyl radicals *do* undergo rearrangement. Thus, PhCMe₂CH₂CHO treated with di-*tert*-butyl peroxide gave about equal amounts of the normal product PhCMe₂CH₃ and the product arising from migration of phenyl.⁵⁵



⁵²For an apparent exception, see Fărcașiu, D.; Seppo, E.; Kizirian, M.; Ledlie, D.B.; Sevin, A. *J. Am. Chem. Soc.* **1989**, *111*, 8466.

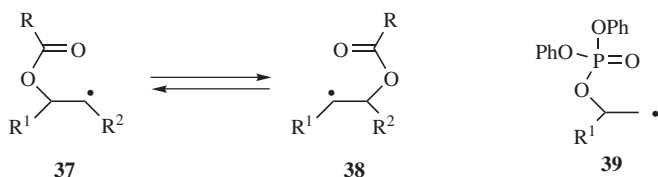
⁵³Cope, A.C.; Burton, P.E.; Caspar, M.L. *J. Am. Chem. Soc.* **1962**, *84*, 4855.

⁵⁴For reviews, see Beckwith, A.L.J.; Ingold, K.U. in de Mayo, P. *Rearrangements in Ground and Excited States*, Vol. 1, Academic Press, NY, **1980**, pp. 161–310; Wilt, J.W., in Kochi, J.K. *Free Radicals*, Vol. 1, Wiley, NY, **1973**, pp. 333–501; Stepukhovich, A.D.; Babayan, V.I. *Russ. Chem. Rev.* **1972**, *41*, 750; Nonhebel, D.C.; Walton, J.C. *Free-Radical Chemistry*, Cambridge University Press, London, **1974**, pp. 498–552; Huyser, E.S. *Free-Radical Chain Reactions*, Wiley, NY, **1970**, pp. 235–255; Freidlina, R.Kh. *Adv. Free-Radical Chem.* **1965**, *1*, 211–278; Pryor, W.A. *Free Radicals*, McGraw-Hill, NY, **1966**, pp. 266–284.

⁵⁵Winstein, S.; Seubold, Jr., F.H. *J. Am. Chem. Soc.* **1947**, *69*, 2916; Seubold, Jr., F.H. *J. Am. Chem. Soc.* **1953**, *75*, 2532. For the observation of this rearrangement by esr, see Hamilton, Jr., E.J.; Fischer, H. *Helv. Chim. Acta* **1973**, *56*, 795.

Many other cases of free-radical migration of aryl groups have been found.⁵⁶ Intramolecular radical rearrangements are known.⁵⁷ The C-4 radicals of α - and β -thujone undergo two distinct rearrangement reactions, and it has been proposed that these could serve as simultaneous, but independent radical clocks.⁵⁸

A 1,2-shift has been observed in radicals bearing an OCOR group at the β -carbon where the oxygen group migrates as shown in the interconversion of **37** and **38**. This has been proven by ¹⁸O isotopic labeling experiments⁵⁹ and other mechanistic explorations.⁶⁰ A similar rearrangement was observed with phosphatoxy alkyl radicals, such as **39**.⁶¹ A 1,2-shift of hydrogen atoms has been observed in aryl radicals.⁶²



A C \rightarrow N 1,2-aryl rearrangement was observed when alkyl azides were treated with *n*-Bu₃SnH, proceeding via an C-N[•]-SnBu₃ species to give an imine.⁶³

It is noteworthy that the extent of migration is much less than with corresponding carbocations: Thus in the example given, there was only ~50% migration, whereas the carbocation would have given much more. Also noteworthy is that there was no migration of the methyl group. In general, it may be said that free-radical migration of alkyl groups does not occur at ordinary temperatures. Many attempts have been made to detect such migration on the traditional neopentyl and bornyl types of substrates. However, alkyl migration is not observed, even in substrates where the corresponding carbocations undergo facile rearrangement.⁶⁴ Another type of migration that is very common for carbocations, but not observed

⁵⁶For example, see Curtin, D.Y.; Hurwitz, M.J. *J. Am. Chem. Soc.* **1952**, *74*, 5381; Wilt, J.K.; Philip, H. *J. Org. Chem.* **1959**, *24*, 441; **1960**, *25*, 891; Pines, H.; Goetschel, C.T. *J. Am. Chem. Soc.* **1964**, *87*, 4207; Goerner Jr., R.N.; Cote, P.N.; Vittimberga, B.M. *J. Org. Chem.* **1977**, *42*, 19; Collins, C.J.; Roark, W.H.; Raaen, V.F.; Benjamin, B.M. *J. Am. Chem. Soc.* **1979**, *101*, 1877; Walter, D.W.; McBride, J.M. *J. Am. Chem. Soc.* **1981**, *103*, 7069, 7074. For a review, see Studer, A.; Bossart, M. *Tetrahedron* **2001**, *57*, 9649.

⁵⁷Prévost, N.; Shipman, M. *Org. Lett.* **2001**, *3*, 2383.

⁵⁸He, X.; Ortiz de Montellano, P.R. *J. Org. Chem.* **2004**, *69*, 5684.

⁵⁹Crich, D.; Filzen, G.F. *J. Org. Chem.* **1995**, *60*, 4834.

⁶⁰Beckwith, A.L.J.; Duggan, P.J. *J. Chem. Soc. Perkin Trans. 2* **1992**, 1777; **1993**, 1673.

⁶¹Crich, D.; Yao, Q. *Tetrahedron Lett.* **1993**, *34*, 5677. See Ganapathy, S.; Cambron R.T.; Dockery, K.P.; Wu, Y.-W.; Harris, J.M.; Bentrude, W.G. *Tetrahedron Lett.* **1993**, *34*, 5987 for a related triplet sensitized rearrangement of allylic phosphites and phosphonates.

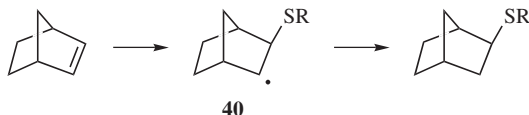
⁶²Brooks, M.A.; Scott, L.T. *J. Am. Chem. Soc.* **1999**, *121*, 5444.

⁶³Kim, S.; Do, J.Y. *J. Chem. Soc., Chem. Commun.* **1995**, 1607.

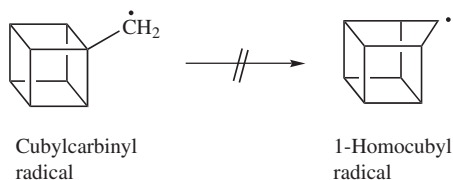
⁶⁴For a summary of unsuccessful attempts, see Slaugh, L.H.; Magoon, E.F.; Guinn, V.P. *J. Org. Chem.* **1963**, *28*, 2643.

for free radicals, is 1,2 migration of hydrogen. We confine ourselves to a few examples of the lack of migration of alkyl groups and hydrogen:

1. 3,3-Dimethylpentanal (EtCMe₂CH₂CHO) gave no rearranged products on decarbonylation.⁶⁵
2. Addition of RSH to norbornene gave only *exo*-norbornyl sulfides, though **40** is an intermediate, and the corresponding carbocation cannot be formed without rearrangement.⁶⁶



3. The cubylcarbiny radical did not rearrange to the 1-homocubyl radical, though doing so would result in a considerable decrease in strain.⁶⁷



4. It was shown⁶⁸ that no rearrangement of isobutyl radical to *tert*-butyl radical (which would involve the formation of a more stable radical by a hydrogen shift) took place during the chlorination of isobutane.

However, 1,2 migration of alkyl groups has been shown to occur in certain *diradicals*.⁶⁹ For example, the following rearrangement has been established by tritium labeling.⁷⁰



In this case, the fact that migration of the methyl group leads directly to a compound in which all electrons are paired undoubtedly contributes to the driving force of the reaction.

⁶⁵Seubold, Jr., F.H. *J. Am. Chem. Soc.* **1954**, *76*, 3732.

⁶⁶Cristol, S.J.; Brindell, G.D. *J. Am. Chem. Soc.* **1954**, *76*, 5699.

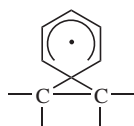
⁶⁷Eaton, P.E.; Yip, Y. *J. Am. Chem. Soc.* **1991**, *113*, 7692.

⁶⁸Brown, H.C.; Russel, G.A. *J. Am. Chem. Soc.* **1952**, *74*, 3995. See also, Desai, V.R.; Nechvatal, A.; Tedder, J.M. *J. Chem. Soc. B* **1970**, 386.

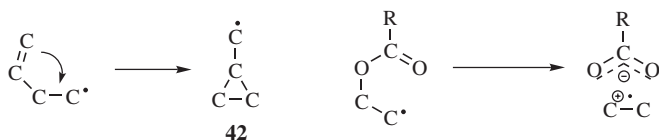
⁶⁹For a review, see Freidlina, R.Kh.; Terent'ev, A.B. *Russ. Chem. Rev.* **1974**, *43*, 129.

⁷⁰McKnight, C.; Rowland, F.S. *J. Am. Chem. Soc.* **1966**, *88*, 3179. For other examples, see Greene, F.D.; Adam, W.; Knudsen Jr., G.A. *J. Org. Chem.* **1966**, *31*, 2087; Gajewski, J.J.; Burka, L.T. *J. Am. Chem. Soc.* **1972**, *94*, 8857, 8860, 8865; Adam, W.; Aponte, G.S. *J. Am. Chem. Soc.* **1971**, *93*, 4300.

The fact that aryl groups migrate, but alkyl groups and hydrogen generally do not, leads to the proposition that **41**, in which the odd electron is not found in the three-membered ring, may be an intermediate. There has been much controversy on this point, but the bulk of the evidence indicates that **41** is a transition state, not an intermediate.⁷¹ Among the evidence is the failure to observe **41** either by ESR⁷² or CIDNP.⁷³ Both of these techniques can detect free radicals with extremely short lifetimes (pp. 266–268).⁷⁴

**41**

Besides aryl, vinylic⁷⁵ and acetoxy groups⁷⁶ also migrate. Vinylic groups migrate by way of a cyclopropylcarbinyl radical intermediate (**42**),⁷⁷ while the migration of acetoxy groups may involve the charge-separated structure shown.⁷⁸ Thermal isomerization of 1-(3-butenyl)cyclopropane at 415°C leads to bicyclo[2.2.1]heptane.⁷⁹ Migration has been observed for chloro (and to a much lesser extent



bromo) groups. For example, in the reaction of $\text{Cl}_3\text{CCH}=\text{CH}_2$ with bromine under the influence of peroxides, the products were 47% $\text{Cl}_3\text{CCHBrCH}_2\text{Br}$

⁷¹For molecular-orbital calculations indicating that **41** is an intermediate, see Yamabe, S. *Chem. Lett.* **1989**, 1523.

⁷²Edge, D.J.; Kochi, J.K. *J. Am. Chem. Soc.* **1972**, *94*, 7695.

⁷³Shevlin, P.B.; Hansen, H.J. *J. Org. Chem.* **1977**, *42*, 3011; Olah, G.A.; Krishnamurthy, V.V.; Singh, B.P.; Iyer, P.S. *J. Org. Chem.* **1983**, *48*, 955. **37** has been detected as an intermediate in a different reaction: Effio, A.; Griller, D.; Ingold, K.U.; Scaiano, J.C.; Sheng, S.J. *J. Am. Chem. Soc.* **1980**, *102*, 6063; Leardini, R.; Nanni, D.; Pedulli, G.F.; Tundo, A.; Zanardi, G.; Foresti, E.; Palmieri, P. *J. Am. Chem. Soc.* **1989**, *111*, 7723.

⁷⁴For other evidence, see Martin, M.M. *J. Am. Chem. Soc.* **1962**, *84*, 1986; Röchardt, C.; Hecht, R. *Chem. Ber.* **1965**, *98*, 2460, 2471; Röchardt, C.; Trautwein, H. *Chem. Ber.* **1965**, *98*, 2478.

⁷⁵For example, see Slauch, L.H. *J. Am. Chem. Soc.* **1965**, *87*, 1522; Newcomb, M.; Glenn, A.G.; Williams, W.G. *J. Org. Chem.* **1989**, *54*, 2675.

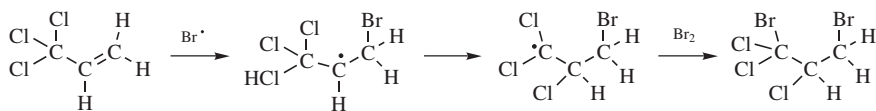
⁷⁶Surzur, J.; Teissier, P. *Bull. Soc. Chim. Fr.* **1970**, 3060; Tanner, D.D.; Law, F.C.P. *J. Am. Chem. Soc.* **1969**, *91*, 7535; Julia, S.; Lorne, R. *C. R. Acad. Sci. Ser. C* **1971**, *273*, 174; Lewis, S.N.; Miller, J.J.; Winstein, S. *J. Org. Chem.* **1972**, *37*, 1478.

⁷⁷For evidence for this species, see Montgomery, L.K.; Matt, J.W.; Webster, J.R. *J. Am. Chem. Soc.* **1967**, *89*, 923; Montgomery, L.K.; Matt, J.W. *J. Am. Chem. Soc.* **1967**, *89*, 934, 6556; Giese, B.; Heinrich, N.; Horler, H.; Koch, W.; Schwarz, H. *Chem. Ber.* **1986**, *119*, 3528.

⁷⁸Beckwith, A.L.J.; Thomas, C.B. *J. Chem. Soc. Perkin Trans. 2* **1973**, 861; Barclay, L.R.C.; Luszyk, J.; Ingold, K.U. *J. Am. Chem. Soc.* **1984**, *106*, 1793.

⁷⁹Baldwin, J.E.; Burrell, R.C.; Shukla, R. *Org. Lett.* **2002**, *4*, 3305.

(the normal addition product) and 53% $\text{BrCCl}_2\text{CHClCH}_2\text{Br}$, which arose by rearrangement:



In this particular case, the driving force for the rearrangement is the particular stability of dichloroalkyl free radicals. Nesmeyanov, Freidlina, and co-workers have extensively studied reactions of this sort.⁸⁰ It has been shown that the 1,2 migration of Cl readily occurs if the migration origin is tertiary and the migration terminus primary.⁸¹ Migration of Cl and Br could take place by a transition state in which the odd electron is accommodated in a vacant *d* orbital of the halogen.

Migratory aptitudes have been measured for the phenyl and vinyl groups, and for three other groups, using the system $\text{RCMe}_2\text{CH}_2\cdot \rightarrow \text{Me}_2\dot{\text{C}}\text{CH}_2\text{R}$. These were found to be in the order $\text{R} = \text{H}_2\text{C}=\text{CH}_2 > \text{Me}_3\text{CC}=\text{O} > \text{Ph} > \text{Me}_3\text{C}\equiv\text{C} > \text{CN}$.⁸²

In summary then, 1,2 free-radical migrations are much less prevalent than the analogous carbocation processes, and are important only for aryl, vinylic, acetoxy, and halogen migrating groups. The direction of migration is normally toward the more stable radical, but “wrong-way” rearrangements are also known.⁸³

Despite the fact that hydrogen atoms do not migrate 1,2, longer free-radical migrations of hydrogen are known.⁸⁴ The most common are 1,5-shifts, but 1,6 and longer shifts have also been found. The possibility of 1,3 hydrogen shifts has been much investigated, but it is not certain if any actually occur. If they do they are rare, presumably because the most favorable geometry for $\text{C}\cdots\text{H}\cdots\text{C}$ in the transition state is linear and this geometry cannot be achieved in a 1,3-shift. 1,4-Shifts are definitely known, but are still not very common. These long shifts are best regarded as internal abstractions of hydrogen (for reactions involving them, see 14-6 and 18-40):



Transannular shifts of hydrogen atoms have also been observed.⁸⁵

⁸⁰For reviews, see Freidlina, R.Kh.; Terent'ev, A.B. *Russ. Chem. Rev.* **1979**, *48*, 828; Freidlina, R.Kh. *Adv. Free-Radical Chem.* **1965**, *1*, 211, 231-249.

⁸¹See, for example, Skell, P.S.; Pavlis, R.R.; Lewis, D.C.; Shea, K.J. *J. Am. Chem. Soc.* **1973**, *95*, 6735; Chen, K.S.; Tang, D.Y.H.; Montgomery, L.K.; Kochi, J.K. *J. Am. Chem. Soc.* **1974**, *96*, 2201.

⁸²Lindsay, D.A.; Luszyk, J.L.; Ingold, K.U. *J. Am. Chem. Soc.* **1984**, *106*, 7087.

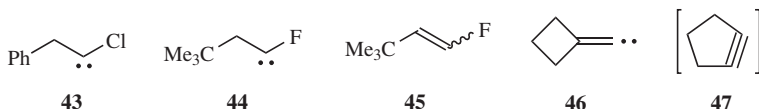
⁸³Slaugh, L.H.; Raley, J.H. *J. Am. Chem. Soc.* **1960**, *82*, 1259; Bonner, W.A.; Mango, F.D. *J. Org. Chem.* **1964**, *29*, 29; Dannenberg, J.J.; Dill, K. *Tetrahedron Lett.* **1972**, 1571.

⁸⁴For a discussion, see Freidlina, R.Kh.; Terent'ev, A.B. *Acc. Chem. Res.* **1977**, *10*, 9.

⁸⁵Heusler, K.; Kalvoda, J. *Tetrahedron Lett.* **1963**, 1001; Cope, A.C.; Bly, R.S.; Martin, M.M.; Petterson, R.C. *J. Am. Chem. Soc.* **1965**, *87*, 3111; Fisch, M.; Ourisson, G. *Chem. Commun.* **1965**, 407; Traynham, J.G.; Couvillon, T.M. *J. Am. Chem. Soc.* **1967**, *89*, 3205.


Carbene Rearrangements⁸⁶

Carbenes can rearrange to alkenes in many cases.⁸⁷ A 1,2-hydrogen shift leads to an alkene, and this is often competitive with insertion reactions.⁸⁸ Benzylchlorocarbene (**43**) rearranges via a 1,2 hydrogen shift to give the alkene.⁸⁹ Similarly, carbene **44** rearranges to alkene **45**, and replacement of H on the α -carbon with D showed a deuterium isotope effect of ~ 5 .⁹⁰ Vinylidene carbene ($\text{H}_2\text{C}=\text{C}:$) rearranges to acetylene.⁹¹ Rearrangement of alkylidene carbene **46** has been calculated to give the highly unstable cyclopentyne (**47**), which cannot be isolated, but can give a [2 + 2]-cycloaddition product when generated in the presence of a simple alkene.⁹² The spiro carbenes undergo rearrangement reactions.⁹³



Electrophilic Rearrangements⁹⁴

Rearrangements in which a group migrates without its electrons are much rarer than the two kinds previously considered, but the general principles are the same. A carbanion (or other negative ion) is created first, and the actual rearrangement step involves migration of a group without its electrons:



The product of the rearrangement may be stable or may react further, depending on its nature (see also, pp. 1585). An *ab initio* study predicts that a [1,2]-alkyl shift in alkyne anions should be facile.⁹⁵

⁸⁶For a review of thermally induced cyclopropane–carbene rearrangements, see Baird, M.S. *Chem. Rev.* **2003**, *103*, 1271.

⁸⁷de Meijere, A.; Kozhushkov, S.I.; Faber, D.; Bagutskii, V.; Boese, R.; Haumann, T.; Walsh, R. *Eur. J. Org. Chem.* **2001**, 3607.

⁸⁸Nickon, A.; Stern, A.G.; Ilaio, M.C. *Tetrahedron Lett.* **1993**, *34*, 1391.

⁸⁹Merrer, D.C.; Moss, R.A.; Liu, M.T.H.; Banks, J.-T.; Ingold, K.U. *J. Org. Chem.* **1998**, *63*, 3010.

⁹⁰Moss, R.A.; Ho, C.-J.; Liu, W.; Sierakowski, C. *Tetrahedron Lett.* **1992**, *33*, 4287.

⁹¹Hayes, R.L.; Fattal, E.; Govind, N.; Carter, E.A. *J. Am. Chem. Soc.* **2001**, *123*, 641.

⁹²Gilbert, J.C.; Kirschner, S. *Tetrahedron Lett.* **1993**, *34*, 599, 603.

⁹³Moss, R.A.; Zheng, F.; Krough-Jespersen, K. *Org. Lett.* **2001**, *3*, 1439.

⁹⁴For reviews, see Hunter, D.H.; Stothers, J.B.; Warnhoff, E.W. in de Mayo, P. *Rearrangements in Ground and Excited States*, Vol. 1, Academic Press, NY, **1980**, pp. 391–470; Grovenstein, Jr., E. *Angew. Chem. Int. Ed.* **1978**, *17*, 313; *Adv. Organomet. Chem.* **1977**, *16*, 167; Jensen, F.R.; Rickborn, B. *Electrophilic Substitution of Organomercurials*, McGraw-Hill, NY, **1968**, pp. 21–30; Cram, D.J. *Fundamentals of Carbanion Chemistry*, Academic Press, NY, **1965**, pp. 223–243.

⁹⁵Borosky, G.L. *J. Org. Chem.* **1998**, *63*, 3337.

REACTIONS

The reactions in this chapter are classified into three main groups and 1,2-shifts are considered first. Within this group, reactions are classified according to (1) the identity of the substrate atoms A and B and (2) the nature of the migrating group W. In the second group are the cyclic rearrangements. The third group consists of rearrangements that cannot be fitted into either of the first two categories.

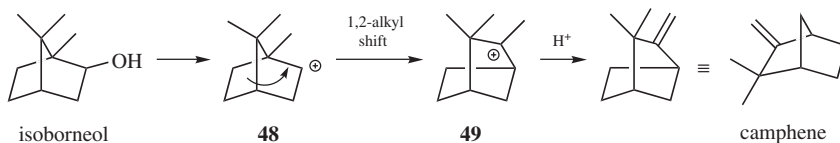
Reactions in which the migration terminus is on an aromatic ring have been treated under aromatic substitution. These are **11-27–11-32**, **11-36**, **13-30–13-32**, and, partially, **11-33**, **11-38**, and **11-39**. Double-bond shifts have also been treated in other chapters, though they may be considered rearrangements (p. \$\$\$, p. \$\$\$, and **12-2**). Other reactions that may be regarded as rearrangements are the Pummerer (**19-83**) and Willgerodt (**19-84**) reactions.

1,2-REARRANGEMENTS

A. Carbon-to-Carbon Migrations of R, H, and Ar

18-1 Wagner–Meerwein and Related Reactions

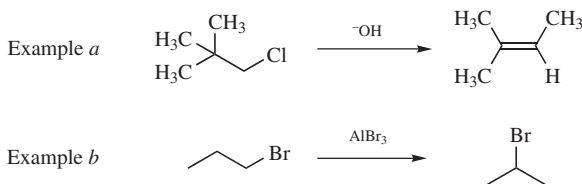
1/Hydro,1/hydroxy-(2/ → 1/alkyl)-migro-elimination, and so on



Wagner–Meerwein rearrangements were first discovered in the bicyclic terpenes, and most of the early development of this reaction was with these compounds.⁹⁶ An example is the conversion of isoborneol to camphene. It fundamentally involves a 1,2 alkyl shift of an intermediate carbocation, such as **48** \rightarrow **49**. When alcohols are treated with acids, simple substitution (e.g., **10-48**) or elimination (**17-1**) usually accounts for most or all of the products. But in many cases, especially where two or three alkyl or aryl groups are on the β carbon, some or all of the product is rearranged. These rearrangements have been called *Wagner–Meerwein rearrangements*, although this term is nowadays reserved for relatively specific transformations, such as isoborneol to camphene and related reactions. As pointed out previously, the carbocation that is a direct product of the rearrangement must stabilize itself, and most often it does this by the loss

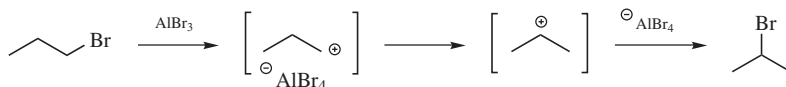
⁹⁶For a review of rearrangements in bicyclic systems, see Hogeveen, H.; van Kruchten, E.M.G.A. *Top. Curr. Chem.* **1979**, *80*, 89. For reviews concerning caranes and pinanes see, respectively, Arbuzov, B.A.; Isaeva, Z.G. *Russ. Chem. Rev.* **1976**, *45*, 673; Banthorpe, D.V.; Whittaker, D. *Q. Rev. Chem. Soc.* **1966**, *20*, 373.

of a hydrogen β to it, so the rearrangement product is usually an alkene.⁹⁷ If there is a choice of protons, Zaitsev's rule (p. 1482) governs the direction, as we might expect. Sometimes a different positive group is lost instead of a proton. Less often, the new carbocation stabilizes itself by combining with a nucleophile instead of losing a proton. The nucleophile may be the water that is the original leaving group, so that the product is a rearranged alcohol, or it may be some other species present (solvent, added nucleophile, etc.). Rearrangement is usually predominant in neopentyl and neophyl types of substrates, and with these types normal nucleophilic substitution is difficult (normal elimination is of course impossible). Under S_N2 conditions, substitution is extremely slow;⁹⁸ and under S_N1 conditions, carbocations are formed that rapidly rearrange. However, free-radical substitution, unaccompanied by rearrangement, can be carried out on neopentyl systems, though, as we have seen (p. 1574), neophyl systems undergo rearrangement as well as substitution.



Examples of Wagner–Meerwein-type rearrangements are found in simpler systems, such as neopentyl chloride (example *a*) and even 1-bromopropane (example *b*). These two examples illustrate the following points:

1. Hydride ion can migrate. In example *b*, it was hydride that shifted, not bromine:



2. The leaving group does not have to be H_2O , but can be any departing species whose loss creates a carbocation, including N_2 from aliphatic diazonium ions⁹⁹ (see the section on leaving groups in nucleophilic substitution, p. 438). Also, rearrangement may follow when the carbocation is created by addition of a proton or other positive species to a double bond. Even alkanes give

⁹⁷For a review of such rearrangements, see Kaupp, G. *Top. Curr. Chem.* **1988**, 146, 57.

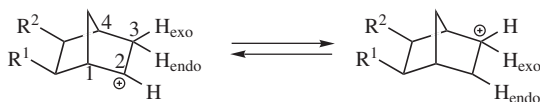
⁹⁸See, however, Lewis, R.G.; Gustafson, D.H.; Erman, W.F. *Tetrahedron Lett.* **1967**, 401; Paquette, L.A.; Philips, J.C. *Tetrahedron Lett.* **1967**, 4645; Anderson, P.H.; Stephenson, B.; Mosher, H.S. *J. Am. Chem. Soc.* **1974**, 96, 3171.

⁹⁹For reviews of rearrangements arising from diazotization of aliphatic amines, see, in Patai, S. *The Chemistry of the Amino Group*, Wiley, NY, **1968**, the articles by White, E.H.; Woodcock, D.J. pp. 407–497 (473–483) and by Banthorpe, D.V. pp. 585–667 (586–612).

rearrangements when heated with Lewis acids, provided some species is initially present to form a carbocation from the alkane.

3. Example *b* illustrates that the last step can be substitution instead of elimination.
4. Example *a* illustrates that the new double bond is formed in accord with Zaitsev's rule.

2-Norbornyl cations (see **48**), besides displaying the 1,2-shifts of a CH₂ group previously illustrated for the isborneol → camphene conversion, are also prone to rapid hydride shifts from the 3 to the 2 position (known as 3,2-shifts). These 3,2-shifts usually take place from the exo side;¹⁰⁰ that is, the 3-exo hydrogen migrates to the 2-exo position.¹⁰¹ This stereoselectivity is analogous to the behavior we have previously seen for norbornyl



systems, namely, that nucleophiles attack norbornyl cations from the exo side (p. 461) and that addition to norbornenes is also usually from the exo direction (p. 1023).

For rearrangements of alkyl carbocations, the direction of rearrangement is usually toward the most stable carbocation (or radical), which is tertiary > secondary > primary, but rearrangements in the other direction have also been found,¹⁰² and often the product is a mixture corresponding to an equilibrium mixture of the possible carbocations. In the Wagner–Meerwein rearrangement, the rearrangement has been observed for a secondary to a secondary carbocation rearrangement, leading to some controversy. Winstein¹⁰³ described norbornyl cations in terms of the resonance structures represented by the nonclassical ion **50**.¹⁰⁴ This view was questioned, primarily by Brown,¹⁰⁵ who suggested that the facile rearrangements could be explained by a series of fast 1,3-Wagner–Meerwein shifts.¹⁰⁶

¹⁰⁰For example, see Kleinfelter, D.C.; Schleyer, P.v.R. *J. Am. Chem. Soc.* **1961**, *83*, 2329; Collins, C.J.; Cheema, Z.K.; Werth, R.G.; Benjamin, B.M. *J. Am. Chem. Soc.* **1964**, *86*, 4913; Berson, J.A.; Hammons, J.H.; McRowe, A.W.; Bergman, R.G.; Remanick, A.; Houston, D. *J. Am. Chem. Soc.* **1967**, *89*, 2590.

¹⁰¹For examples of 3,2-endo shifts, see Bushell, A.W.; Wilder, Jr., P. *J. Am. Chem. Soc.* **1967**, *89*, 5721; Wilder, Jr., P.; Hsieh, W. *J. Org. Chem.* **1971**, *36*, 2552.

¹⁰²See, for example, Cooper, C.N.; Jenner, P.J.; Perry, N.B.; Russell-King, J.; Storesund, H.J.; Whiting, M.C. *J. Chem. Soc. Perkin Trans. 2* **1982**, 605.

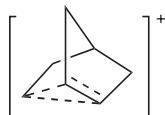
¹⁰³Winstein, S. *Quart. Rev. Chem. Soc.* **1969**, *23*, 141; Winstein, S.; Trifan, D.S. *J. Am. Chem. Soc.* **1949**, *71*, 2953; Winstein, S.; Trifan, D.S. *J. Am. Chem. Soc.* **1952**, *74*, 1154.

¹⁰⁴Berson, J.A., in de Mayo, P. *Molecular Rearrangements*, Vol. 1, Academic Press, NY, **1980**, p. 111; Sargent, G.D. *Quart. Rev. Chem. Soc.* **1966**, *20*, 301; Olah, G.A. *Acc. Chem. Res.* **1976**, *9*, 41; Scheppelle, S.E. *Chem. Rev.* **1972**, *72*, 511.

¹⁰⁵Brown, H.C. *The Non-Classical Ion Problem*, Plenum, New York, **1977**; Brown, H.C. *Tetrahedron* **1976**, *32*, 179; Brown, H.C.; Kawakami, J.H. *J. Am. Chem. Soc.* **1970**, *92*, 1990. See also, Story, R.R.; Clark, B.C., in Olah, G.A.; Schleyer, P.v.R. *Carbonium Ions*, Vol. 3, Wiley, New York, **1972**, p. 1007.

¹⁰⁶Brown, H.C.; Ravindranathan, M. *J. Am. Chem. Soc.* **1978**, *100*, 1865.

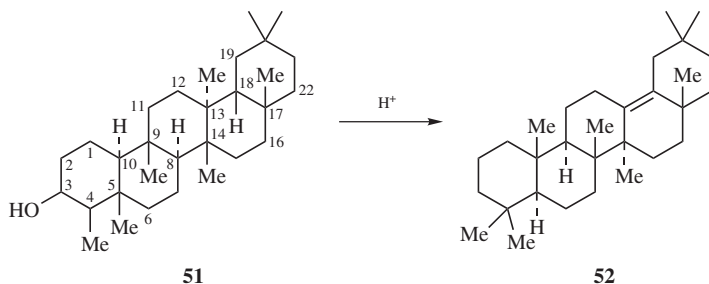
There is considerable evidence, however, that the norbornyl cation rearranges with σ -participation,¹⁰⁷ and there is strong NMR evidence for the nonclassical ion in super acids at low temperatures.¹⁰⁸



50

As alluded to above, the term "Wagner–Meerwein rearrangement" is not precise. Some use it to refer to all the rearrangements in this section and in **18-2**. Others use it only when an alcohol is converted to a rearranged alkene. Terpene chemists call the migration of a methyl group the *Nametkin rearrangement*. The term *retopinacol rearrangement* is often applied to some or all of these. Fortunately, this disparity in nomenclature does not seem to cause much confusion.

Sometimes several of these rearrangements occur in one molecule, either simultaneously or in rapid succession. A spectacular example is found in the triterpene series. Friedelin is a triterpenoid ketone found in cork. Reduction gives 3 β -friedelanol (**51**). When this compound is treated with acid, 13(18)-oleanene (**52**) is formed.¹⁰⁹ In this case, *seven* 1,2-shifts take place. On removal of H₂O from position 3 to leave a positive



charge, the following shifts occur: hydride from 4 to 3; methyl from 5 to 4; hydride from 10 to 5; methyl from 9 to 10; hydride from 8 to 9; methyl from 14 to 8; and methyl from 13 to 14. This leaves a positive charge at position 13, which is stabilized by loss of the proton at the 18 position to give **52**. All these shifts are stereospecific, the group always migrating on the side of the ring system on which it is located; that is, a group above the "plane" of the ring system (indicated by a solid line in **51**) moves above the plane, and a group below the plane (dashed line) moves

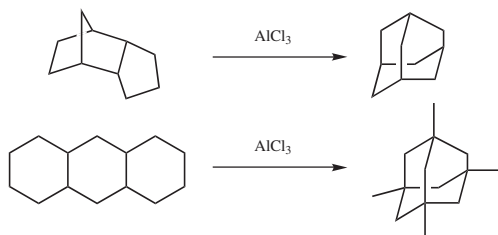
¹⁰⁷Coates, R.M.; Fretz, E.R. *J. Am. Chem. Soc.* **1977**, *99*, 297; Brown, H.C.; Ravindranathan, M. *J. Am. Chem. Soc.* **1977**, *99*, 299.

¹⁰⁸Olah, G.A. *Carbocations and Electrophilic Reactions*, Verlag Chemie/Wiley, New York, **1974**, pp. 80–89; Olah, G.A.; White, A.M.; DeMember, J.R.; Commeyras, A.; Lui, C.Y. *J. Am. Chem. Soc.* **1970**, *92*, 4627.

¹⁰⁹Corey, E.J.; Ursprung, J.J. *J. Am. Chem. Soc.* **1956**, *78*, 5041.

below it. It is probable that the seven shifts are not all concerted, although some of them may be, for intermediate products can be isolated.¹¹⁰ As an illustration of point 2 (p. 1581), it may be mentioned that friedelene, derived from dehydration of **51**, also gives **52** on treatment with acid.¹¹¹

It was mentioned above that even alkanes undergo Wagner–Meerwein rearrangements if treated with Lewis acids and a small amount of initiator. Catalytic asymmetric Wagner–Meerwein shifts have been observed.¹¹² An interesting application of this reaction is the conversion of tricyclic molecules to adamantane and its derivatives.¹¹³ It has been found that *all* tricyclic alkanes containing 10 carbons are converted to adamantane by treatment with a Lewis acid, such as AlCl_3 . If the substrate contains >10 carbons, alkyl-substituted adamantanes are produced. The IUPAC name for these reactions is *Schleyer adamantization*. Two examples are



If 14 or more carbons are present, the product may be diamantane or a substituted diamantane.¹¹⁴ These reactions are successful because of the high thermodynamic stability of adamantane, diamantane, and similar diamond-like molecules. The most stable of a set of C_nH_m isomers (called the *stabilomer*) will be the end product if the reaction reaches equilibrium.¹¹⁵ Best yields are obtained by the use of “sludge” catalysts¹¹⁶ (i.e., a mixture of AlX_3 and *tert*-butyl bromide or *sec*-butyl bromide).¹¹⁷ Though it is certain that these adamantane-forming reactions take place by nucleophilic 1,2-shifts, the exact pathways are not easy to unravel

¹¹⁰For a discussion, see Whitlock Jr., H.W.; Olson, A.H. *J. Am. Chem. Soc.* **1970**, *92*, 5383.

¹¹¹Dutler, H.; Jeger, O.; Ruzicka, L. *Helv. Chim. Acta* **1955**, *38*, 1268; Brownlie, G.; Spring, F.S.; Stevenson, R.; Strachan, W.S. *J. Chem. Soc.* **1956**, 2419; Coates, R.M. *Tetrahedron Lett.* **1967**, 4143.

¹¹²Trost, B.M.; Yasukata, T. *J. Am. Chem. Soc.* **2001**, *123*, 7162.

¹¹³For reviews, see McKervery, M.A.; Rooney, J.J., in Olah, G.A. *Cage Hydrocarbons*, Wiley, NY, **1990**, pp. 39–64; McKervery, M.A. *Tetrahedron* **1980**, *36*, 971; *Chem. Soc. Rev.* **1974**, *3*, 479; Greenberg, A.; Liebman, J.F. *Strained Organic Molecules*, Academic Press, NY, **1978**, pp. 178–202; Bingham, R.C.; Schleyer, P.v.R. *Fortschr. Chem. Forsch.* **1971**, *18*, 1, 3–23.

¹¹⁴See Gund, T.M.; Osawa, E.; Williams, Jr., V.Z.; Schleyer, P.v.R. *J. Org. Chem.* **1974**, *39*, 2979.

¹¹⁵For a method for the prediction of stabilomers, see Godleski, S.A.; Schleyer, P.v.R.; Ōsawa, E.; Wipke, W.T. *Prog. Phys. Org. Chem.* **1981**, *13*, 63.

¹¹⁶Schneider, A.; Warren, R.W.; Janoski, E.J. *J. Org. Chem.* **1966**, *31*, 1617; Williams, Jr., V.Z.; Schleyer, P.v.R.; Gleicher, G.J.; Rodewald, L.B. *J. Am. Chem. Soc.* **1966**, *88*, 3862; Robinson, M.J.T.; Tarratt, H.J.F. *Tetrahedron Lett.* **1968**, 5.

¹¹⁷For other methods, see Johnston, D.E.; McKervery, M.A.; Rooney, J.J. *J. Am. Chem. Soc.* **1971**, *93*, 2798; Olah, G.A.; Wu, A.; Farooq, O.; Prakash, G.K.S. *J. Org. Chem.* **1989**, *54*, 1450.

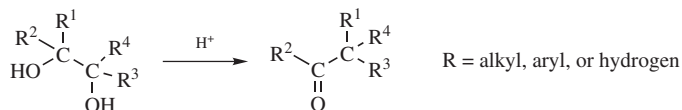
because of their complexity.¹¹⁸ Treatment of adamantane-2-¹⁴C with AlCl₃ results in total carbon scrambling on a statistical basis.¹¹⁹

As already indicated, the mechanism of the Wagner–Meerwein rearrangement is usually nucleophilic. Free-radical rearrangements are also known (see the mechanism section of this chapter), though virtually only with aryl migration. However, carbanion mechanisms (electrophilic) have also been found.⁹⁴ Thus Ph₃CCH₂Cl treated with sodium gave Ph₂CHCH₂Ph along with unrearranged products.¹²⁰ This is called the *Grovenstein–Zimmerman rearrangement*. The intermediate is Ph₃CCH₂⁻, and the phenyl moves without its electron pair. Only aryl and vinylic,¹²¹ and not alkyl, groups migrate by the electrophilic mechanism (p. \$\$\$) and transition states or intermediates analogous to **41** and **42** are likely.¹²²

OS V, 16, 194; VI, 378, 845.

18-2 The Pinacol Rearrangement

1/0-Hydro,3/hydroxy-(2/ → 3/alkyl)-migro-elimination



When *vic*-diols (glycols) are treated with acids,¹²³ they can be rearranged to give aldehydes or ketones, although elimination without rearrangement can also be accomplished. This reaction is called the *pinacol rearrangement*; the reaction gets its name from a prototype compound pinacol (Me₂COHCOHMe₂), which is rearranged to pinacolone (Me₃CCOCH₃).¹²⁴ In this type of reaction, reduction can compete with rearrangement.¹²⁵ The reaction has been accomplished many times, with alkyl, aryl, hydrogen, and even ethoxycarbonyl (COOEt)¹²⁶ as migrating

¹¹⁸See, for example, Engler, E.M.; Fărcașiu, M.; Sevin, A.; Cense, J.M.; Schleyer, P.v.R. *J. Am. Chem. Soc.* **1973**, *95*, 5769; Klester, A.M.; Ganter, C. *Helv. Chim. Acta* **1983**, *66*, 1200; **1985**, *68*, 734.

¹¹⁹Majerski, Z.; Liggero, S.H.; Schleyer, P.v.R.; Wolf, A.P. *Chem. Commun.* **1970**, 1596.

¹²⁰Grovenstein, Jr., E. *J. Am. Chem. Soc.* **1957**, *79*, 4985; Grovenstein, Jr., E.; Williams Jr., L.P. *J. Am. Chem. Soc.* **1961**, *83*, 412; Zimmerman, H.E.; Zweig, A. *J. Am. Chem. Soc.* **1961**, *83*, 1196. See also, Crimmins, T.F.; Murphy, W.S.; Hauser, C.R. *J. Org. Chem.* **1966**, *31*, 4273; Grovenstein, Jr., E.; Cheng, Y. *J. Am. Chem. Soc.* **1972**, *94*, 4971.

¹²¹See Grovenstein, Jr., E.; Black, K.W.; Goel, S.C.; Hughes, R.L.; Northrop, J.H.; Streeter, D.L.; VanDerveer, D. *J. Org. Chem.* **1989**, *54*, 1671, and references cited therein.

¹²²Bertrand, J.A.; Grovenstein, Jr., E.; Lu, P.; VanDerveer, D. *J. Am. Chem. Soc.* **1976**, *98*, 7835.

¹²³For a reaction initiated by iminium salts, see Lopez, L.; Mele, G.; Mazzeo, C. *J. Chem. Soc. Perkin Trans. 1* **1994**, 779. For reactions initiated by radical cations, see de Sanabia, J.A.; Carrión, A.E. *Tetrahedron Lett.* **1993**, *34*, 7837. SbCl₅ has been used: see Harada, T.; Mukaiyama, T. *Chem. Lett.* **1992**, 81.

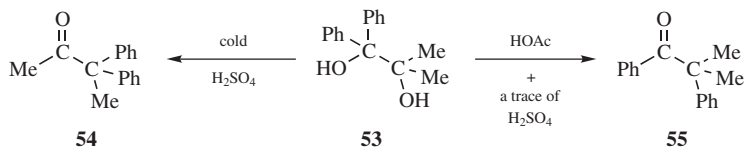
¹²⁴For reviews, see Bartók, M.; Molnár, A., in Patai, S. *The Chemistry of Functional Groups, Supplement E*, Wiley, NY, **1980**, pp. 722–732; Collins, C.J.; Eastham, J.F., in Patai, S. *The Chemistry of the Carbonyl Group*, Vol. 1, Wiley, NY, **1966**, pp. 762–771.

¹²⁵Grant, A.A.; Allukian, M.; Fry, A.J. *Tetrahedron Lett.* **2002**, *43*, 4391.

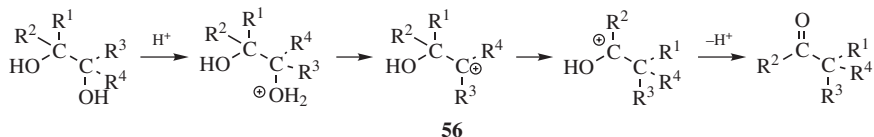
¹²⁶Kagan, J.; Agdeppa Jr., D.A.; Mayers, D.A.; Singh, S.P.; Walters, M.J.; Wintermute, R.D. *J. Org. Chem.* **1976**, *41*, 2355. COOH has been found to migrate in a Wagner–Meerwein reaction: Berner, D.; Cox, D.P.; Dahn, H. *J. Am. Chem. Soc.* **1982**, *104*, 2631.

groups. In most cases, each carbon has at least one alkyl or aryl group, and the reaction is most often carried out with tri- and tetrasubstituted glycols. As mentioned earlier, glycols in which the four R groups are not identical can give rise to more than one product, depending on which group migrates (see p. 1568 for a discussion of migratory aptitudes). A noncatalytic reaction is possible in supercritical water.¹²⁷

Stereodifferentiation is possible in this reaction.¹²⁸ When TMSOTf was used to initiate the reaction, it was shown to be highly regioselective.¹²⁹ Mixtures are often produced, and which group preferentially migrates may depend on the reaction conditions, as well as on the nature of the substrate. Thus the



action of cold, concentrated sulfuric acid on **53** produces mainly the ketone **54** (methyl migration), while treatment of **53** with acetic acid containing a trace of sulfuric acid gives mostly **55** (phenyl migration).¹³⁰ If at least one R is hydrogen, aldehydes can be produced as well as ketones. Generally, aldehyde formation is favored by the use of mild conditions (lower temperatures, weaker acids), because under more drastic conditions the aldehydes may be converted to ketones (**18-4**). The reaction has been carried out in the solid state, by treating solid substrates with HCl gas or with an organic solid acid.¹³¹



The mechanism involves a simple 1,2-shift. The ion **56** (where all four R groups are Me) has been trapped by the addition of tetrahydrothiophene.¹³² It may seem odd that a migration takes place when the positive charge is already at a tertiary position, but carbocations stabilized by an oxygen atom are even more stable than tertiary alkyl cations (p. 242). There is also the driving force supplied by the fact that the new carbocation can immediately stabilize itself by losing a proton.

It is obvious that other compounds in which a positive charge can be placed on a carbon α to one bearing an OH group can also give this rearrangement. This is true for β -amino alcohols, which rearrange on treatment with nitrous acid (this is called

¹²⁷Ikushima, Y.; Hatakeda, K.; Sato, O.; Yokoyama, T.; Arai, M. *J. Am. Chem. Soc.* **2000**, *122*, 1908.

¹²⁸Paquette, L.A.; Lanter, J.C.; Johnston, J.N. *J. Org. Chem.* **1997**, *62*, 1702.

¹²⁹Kudo, K.; Saigo, K.; Hashimoto, Y.; Saito, K.; Hasegawa, M. *Chem. Lett.* **1992**, 1449.

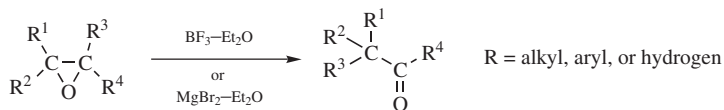
¹³⁰Ramart-Lucas, P.; Salmon-Legagneur, F. *C. R. Acad. Sci.* **1928**, *188*, 1301.

¹³¹Toda, F.; Shigemasa, T. *J. Chem. Soc. Perkin Trans. 1* **1989**, 209.

¹³²Bosshard, H.; Baumann, M.E.; Schetty, G. *Helv. Chim. Acta* **1970**, *53*, 1271.

the *semipinacol* rearrangement), iodohydrins, for which the reagent is mercuric oxide or silver nitrate, β -hydroxyalkyl selenides, $R^1R^2C(OH)C(SeR^5)R^3R^4$,¹³³ and allylic alcohols,¹³⁴ which can rearrange on treatment with a strong acid that protonates the double bond.

A similar rearrangement is given by epoxides,¹³⁵



when treated with acidic¹³⁶ reagents, such as BF_3 -etherate or MgBr_2 -etherate, 5 M LiClO_4 in ether,¹³⁷ InCl_3 ,¹³⁸ $\text{Al}(\text{OC}_6\text{F}_3)_3$,¹³⁹ $\text{Bi}(\text{OTf})_3$,¹⁴⁰ $\text{VO}(\text{OEt})\text{Cl}_2$,¹⁴¹ or sometimes by heat alone.¹⁴² Epoxides are converted to aldehydes or ketones on treatment with certain metallic catalysts¹⁴³ including treatment with iron complexes in refluxing dioxane,¹⁴⁴ IrCl_3 ,¹⁴⁵ or with BiOClO_4 in dichloromethane.¹⁴⁶ A related rearrangement called the *Meinwald rearrangement* was induced by the enzyme pig liver esterase.¹⁴⁷ It has been shown that epoxides are intermediates in the pinacol rearrangements of certain glycols.¹⁴⁸ Among the evidence for the mechanism given is that $\text{Me}_2\text{COHCOHMe}_2$, $\text{Me}_2\text{COHCNH}_2\text{Me}_2$, and $\text{Me}_2\text{COHCCIME}_2$ gave the reaction at different rates (as expected), but yielded the *same mixture* of two products pinacol and pinacolone indicating a common intermediate.¹⁴⁹

¹³³For a review, see Krief, A.; Laboureur, J.L.; Dumont, W.; Labar, D. *Bull. Soc. Chim. Fr.* **1990**, 681.

¹³⁴See Wang, B.M.; Song, Z.L.; Fan, C.A.; Tu, Y.Q.; Chen, W.M. *Synlett* **2003**, 1497; Hurley, P.B.; Dake, G.R. *Synlett* **2003**, 2131.

¹³⁵For a discussion of the mechanism, see Hodgson, D.M.; Robinson, L.A.; Jones, M.L. *Tetrahedron Lett.* **1999**, *40*, 8637.

¹³⁶Epoxides can also be rearranged with basic catalysts, though the products are usually different. For a review, see Yandovskii, V.N.; Ershov, B.A. *Russ. Chem. Rev.* **1972**, *41*, 403, 410.

¹³⁷Sudha, R.; Narashimhan, K.M.; Saraswathy, V.G.; Sankararaman, S. *J. Org. Chem.* **1996**, *61*, 1877; Sankararaman, S.; Nesakumar, J.E. *J. Chem. Soc., Perkin Trans. 1* **1999**, 3173.

¹³⁸Ranu, B.C.; Jana, U. *J. Org. Chem.* **1998**, *63*, 8212.

¹³⁹Kita, Y.; Furukawa, A.; Futamura, J.; Ueda, K.; Sawama, Y.; Hamamoto, H.; Fujioka, H. *J. Org. Chem.* **2001**, *66*, 8779.

¹⁴⁰Bhatia, K.A.; Eash, K.J.; Leonard, N.M.; Oswald, M.C.; Mohan, R.S. *Tetrahedron Lett.* **2001**, *42*, 8129.

¹⁴¹Martínez, F.; del Campo, C.; Llama, E.F. *J. Chem. Soc., Perkin Trans. 1* **2000**, 1749.

¹⁴²For a list of reagents that accomplish this transformation, with references, see Larock, R.C. *Comprehensive Organic Transformations*; 2nd ed., Wiley-VCH, NY, **1999**, pp. 1277–1280.

¹⁴³For example, see Alper, H.; Des Roches, D.; Durst, T.; Legault, R. *J. Org. Chem.* **1976**, *41*, 3611; Milstein, D.; Buchman, O.; Blum, J. *J. Org. Chem.* **1977**, *42*, 2299; Prandi, J.; Namy, J.L.; Menoret, G.; Kagan, H.B. *J. Organomet. Chem.* **1985**, *285*, 449; Miyashita, A.; Shimada, T.; Sugawara, A.; Nohira, H. *Chem. Lett.* **1986**, 1323; Maruoka, K.; Nagahara, S.; Ooi, T.; Yamamoto, H. *Tetrahedron Lett.* **1989**, *30*, 5607.

¹⁴⁴Suda, K.; Baba, K.; Nakajima, S.-I.; Takanami, T. *Tetrahedron Lett.* **1999**, *40*, 7243.

¹⁴⁵Karamé, I.; Tommasino, M.L.; LeMaire, M. *Tetrahedron Lett.* **2003**, *44*, 7687.

¹⁴⁶Anderson, A.M.; Blazek, J.M.; Garg, P.; Payne, B.J.; Mohan, R.S. *Tetrahedron Lett.* **2000**, *41*, 1527.

¹⁴⁷Niwayama, S.; Noguchi, H.; Ohno, M.; Kobayashi, S. *Tetrahedron Lett.* **1993**, *34*, 665.

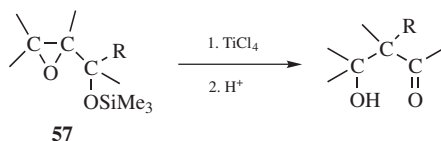
¹⁴⁸See, for example, Matsumoto, K. *Tetrahedron* **1968**, *24*, 6851; Pocker, Y.; Ronald, B.P. *J. Am. Chem. Soc.* **1970**, *92*, 3385; *J. Org. Chem.* **1970**, *35*, 3362; Tamura, K.; Moriyoshi, T. *Bull. Chem. Soc. Jpn.* **1974**, *47*, 2942.

¹⁴⁹Pocker, Y. *Chem. Ind. (London)*, **1959**, 332. See also, Herlihy, K.P. *Aust. J. Chem.* **1981**, *34*, 107.

A good way to prepare β -diketones consists of heating α,β -epoxy ketones at 80–140°C in toluene with small amounts of $(\text{Ph}_3\text{P})_4\text{Pd}$ and 1,2-bis(diphenylphosphino)ethane.¹⁵⁰ Epoxides are converted to 1,2-diketones with Bi, DMSO, O_2 , and a catalytic amounts of $\text{Cu}(\text{OTf})_2$ at 100°C.¹⁵¹ α,β -Epoxy ketones are also converted to 1,2-diketones with a ruthenium catalyst¹⁵² or an iron catalyst.¹⁵³ Epoxides with an α -hydroxyalkyl substituent give a pinacol rearrangement product in the presence of a ZnBr_2 ¹⁵⁴ or $\text{Tb}(\text{OTf})_3$ ¹⁵⁵ catalyst to give a γ -hydroxy ketone.

Oxaziridines are converted to ring-expanded lactams under photochemical conditions.¹⁵⁶ *N*-Tosyl aziridines with an α -hydroxyalkyl substituent give a pinacol rearrangement product in the presence of Lewis acids, such as SmI_2 , in this case a keto-*N*-tosyl amide.¹⁵⁷

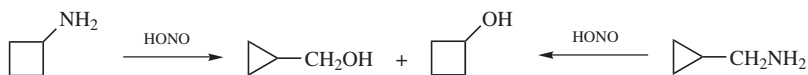
β -Hydroxy ketones can be prepared by treating the silyl ethers (**57**) of α,β -epoxy alcohols with TiCl_4 .¹⁵⁸



OS **I**, 462; **II**, 73, 408; **III**, 312; **IV**, 375, 957; **V**, 326, 647; **VI**, 39, 320; **VII**, 129. See also, OS **VII**, 456.

18-3 Expansion and Contraction of Rings

Demyanov ring contraction; Demyanov ring expansion



When a positive charge is formed on an alicyclic carbon, migration of an alkyl group can take place to give ring contraction, producing a ring that is one carbon smaller than the original, as in the interconversion of the cyclobutyl cation and the

¹⁵⁰Suzuki, M.; Watanabe, A.; Noyori, R. *J. Am. Chem. Soc.* **1980**, *102*, 2095.

¹⁵¹Antonioti, S.; Duñach, E. *Chem. Commun.* **2001**, 2566.

¹⁵²Chang, C.-L.; Kumar, M.P.; Liu, R.-S. *J. Org. Chem.* **2004**, *69*, 2793.

¹⁵³Suda, K.; Baba, K.; Nakajima, S.; Takanami, T. *Chem. Commun.* **2002**, 2570.

¹⁵⁴Tu, Y.Q.; Fan, C.A.; Ren, S.K.; Chan, A.S.C. *J. Chem. Soc., Perkin Trans. 1* **2000**, 3791.

¹⁵⁵Bickley, J.F.; Hauer, B.; Pena, P.C.A.; Roberts, S.M.; Skidmore, J. *J. Chem. Soc., Perkin Trans. 1* **2001**, 1253.

¹⁵⁶Bourguet, E.; Baneres, J.-L.; Girard, J.-P.; Parello, J.; Vidal, J.-P.; Lusinchi, X.; Declerzq, J.-P. *Org. Lett.* **2001**, *3*, 3067.

¹⁵⁷Wang, B.M.; Song, Z.L.; Fan, C.A.; Tu, Y.Q.; Shi, Y. *Org. Lett.* **2002**, *4*, 363.

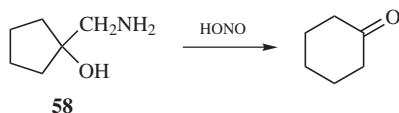
¹⁵⁸Maruoka, K.; Hasegawa, M.; Yamamoto, H.; Suzuki, K.; Shimazaki, M.; Tsuchihashi, G. *J. Am. Chem. Soc.* **1986**, *108*, 3827. For a different rearrangement of **53**, see Maruoka, K.; Ooi, T.; Yamamoto, H. *J. Am. Chem. Soc.* **1989**, *111*, 6431.

cyclopropylcarbiny l cation.



Note that this change involves conversion of a secondary to a primary carbocation. In a similar manner, when a positive charge is placed on a carbon atom to an alicyclic ring, ring expansion can take place.¹⁵⁹ The new carbocation, and the old one, can then give products by combination with a nucleophile (e.g., the alcohols shown above), or by elimination, so that this reaction is a special case of **18-1**. Often, both rearranged and unrearranged products are formed, so that, for example, cyclobutylamine and cyclopropylmethylamine give similar mixtures of the two alcohols shown above on treatment with nitrous acid (a small amount of 3-buten-1-ol is also produced). When the carbocation is formed by diazotization of an amine, the reaction is called the *Demyanov rearrangement*,¹⁶⁰ but of course similar products are formed when the carbocation is generated in other ways. The expansion reaction has been performed on rings of C₃–C₈,¹⁶¹ but yields are best with the smaller rings, where relief of small-angle strain provides a driving force for the reaction. The contraction reaction has been applied to four-membered rings and to rings of C₆–C₈, but contraction of a cyclopentyl cation to a cyclobutylmethyl system is generally not feasible because of the additional strain involved. Strain is apparently much less of a factor in the cyclobutyl–cyclopropylmethyl interconversion (for a discussion of this interconversion, see p. 450). The influence of substituents on this rearrangement has been examined.¹⁶²

Ring expansions of certain hydroxyamines, such as **58**



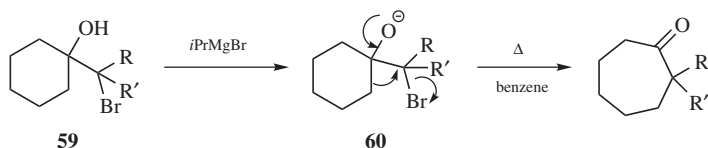
¹⁵⁹For monographs on ring expansions, see Hesse, M. *Ring Enlargement in Organic Chemistry*, VCH, NY, **1991**; Gutsche, C.D.; Redmore, D. *Carbocyclic Ring Expansion Reactions*, Academic Press, NY, **1968**. For a review of ring contractions, see Redmore, D.; Gutsche, C.D. *Adv. Alicyclic Chem.* **1971**, *3*, 1. For reviews of ring expansions in certain systems, see Baldwin, J.E.; Adlington, R.M.; Robertson, J. *Tetrahedron* **1989**, *45*, 909; Stach, H.; Hesse, M. *Tetrahedron* **1988**, *44*, 1573; Dolbier Jr., W.R. *Mech. Mol. Migr.* **1971**, *3*, 1. For reviews of expansions and contractions of three- and four-membered rings, see Salaün, J., in Rappoport, Z. *The Chemistry of the Cyclopropyl Group*, pt. 2, Wiley, NY, **1987**, pp. 809–878; Conia, J.M.; Robson, M.J. *Angew. Chem. Int. Ed.* **1975**, *14*, 473. For a list of ring expansions and contractions, with references, see Larock, R.C. *Comprehensive Organic Transformation*, 2nd ed., Wiley-VCH, NY, **1999**, pp. 1283–1302.

¹⁶⁰For a review, see Smith, P.A.S.; Baer, D.R. *Org. React.* **1960**, *11*, 157. See also, Chow, L.; McClure, M.; White, J. *Org. Biomol. Chem.* **2004**, *2*, 648.

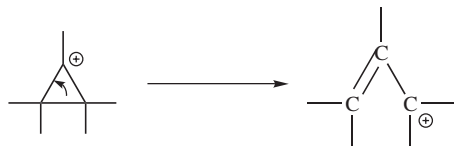
¹⁶¹For a review concerning three-membered rings, see Wong, H.N.C.; Hon, M.; Tse, C.; Yip, Y.; Tanko, J.; Hudlicky, T. *Chem. Rev.* **1989**, *89*, 165, see pp. 182–186. For a review concerning three- and four-membered rings, see Breslow, R., in Mayo, P. *Molecular Rearrangements*, Vol. 1, Wiley, NY, **1963**, pp. 233–294.

¹⁶²Wiberg, K.B.; Shobe, D.; Nelson, G.C. *J. Am. Chem. Soc.* **1993**, *115*, 10645.

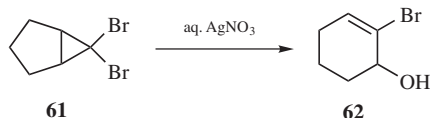
are analogous to the semipinacol rearrangement (**18-2**). This reaction is called the *Tiffeneau–Demyanov ring expansion*. These have been performed on rings of C₄–C₈ and the yields are better than for the simple Demyanov ring expansion. A similar reaction has been used to expand rings of from five to eight members.¹⁶³ In this case, a cyclic bromohydrin of the form **59** is treated with a Grignard reagent which, acting as a base, removes the OH proton to give the alkoxide **60**. Refluxing of **60** brings about the ring enlargement. The reaction has been accomplished for **59** in which at least one R group is phenyl or methyl,¹⁶⁴ but fails when both R groups are hydrogen.¹⁶⁵



A positive charge generated on a three-membered ring gives “contraction” to an allylic cation.¹⁶⁶



We have previously seen (p. 487) that this is the reason nucleophilic substitutions are not feasible at a cyclopropyl substrate. The reaction is often used to convert cyclopropyl halides and tosylates to allylic products, especially for the purpose of ring expansion, an example being the conversion of **61**–**62**.¹⁶⁷ The stereochemistry of these cyclopropyl cleavages is governed by the principle of orbital symmetry conservation (for a discussion, see p. 1644).



Three-membered rings can also be cleaved to unsaturated products in at least two other ways. (1) On pyrolysis, cyclopropanes can undergo “contraction” to

¹⁶³Sisti, A.J. *Tetrahedron Lett.* **1967**, 5327; *J. Org. Chem.* **1968**, *33*, 453. See also, Sisti, A.J.; Vitale, A.C. *J. Org. Chem.* **1972**, *37*, 4090.

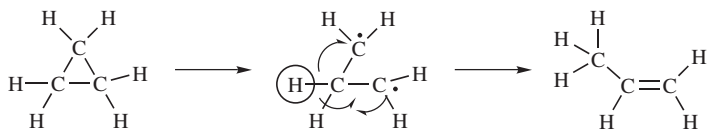
¹⁶⁴Sisti, A.J.; Meyers, M. *J. Org. Chem.* **1973**, *38*, 4431; Sisti, A.J.; Rusch, G.M. *J. Org. Chem.* **1974**, *39*, 1182.

¹⁶⁵Sisti, A.J. *J. Org. Chem.* **1968**, *33*, 3953.

¹⁶⁶For reviews, see Marvell, E.N. *Thermal Electrocyclic Reactions*, Academic Press, NY, **1980**, pp. 23–53; Sorensen, T.S.; Rauk, A., in Marchand, A.P.; Lehr, R.E. *Pericyclic Reactions*, Vol. 2, Academic Press, NY, **1977**, pp. 1–78.

¹⁶⁷Skell, P.S.; Sandler, S.R. *J. Am. Chem. Soc.* **1958**, *80*, 2024.

propenes.¹⁶⁸ In the simplest case, cyclopropane gives propene when heated to 400–500°C. The mechanism is generally regarded¹⁶⁹ as involving a diradical



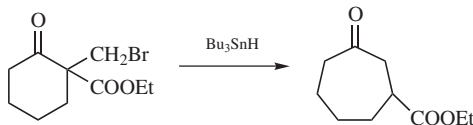
intermediate¹⁷⁰ (recall that free-radical 1,2 migration is possible for diradicals, p. 1574). (2) The generation of a carbene or carbenoid carbon in a three-membered ring can lead to allenes, and allenes are often prepared in this



way.¹⁷¹ Flash vacuum pyrolysis of 1-chlorocyclopropene thermally rearranges to chloroallene.¹⁷² One way to generate, such a species is treatment of a 1,1-dihalo-cyclopropane with an alkyllithium compound (**12-39**).¹⁷³ In contrast, the generation of a carbene or carbenoid at a cyclopropylmethyl carbon gives ring expansion.¹⁷⁴



Some free-radical ring enlargements are also known, an example being:¹⁷⁵



¹⁶⁸For reviews, see Berson, J.A., in de Mayo, P. *Rearrangements in Ground and Excited States*, Vol. 1, Academic Press, NY, **1980**, pp. 324–352; *Ann. Rev. Phys. Chem.* **1977**, 28, 111; Bergman, R.G., in Kochi, J.K. *Free Radicals*, Vol. 1, Wiley, NY, **1973**, pp. 191–237; Frey, H.M. *Adv. Phys. Org. Chem.* **1966**, 4, 147, see pp. 148–170.

¹⁶⁹For evidence that diradical intermediates may not be involved, at least in some cases, see Fields, R.; Haszeldine, R.N.; Peter, D. *Chem. Commun.* **1967**, 1081; Parry, K.A.W.; Robinson, P.J. *Chem. Commun.* **1967**, 1083; Clifford, R.P.; Holbrook, K.A. *J. Chem. Soc. Perkin Trans. 2* **1972**, 1972; Baldwin, J.E.; Grayston, M.W. *J. Am. Chem. Soc.* **1974**, 96, 1629, 1630.

¹⁷⁰We have seen before that such diradicals can close up to give cyclopropanes (**17-34**). Therefore, pyrolysis of cyclopropanes can produce not only propenes, but also isomerized (cis → trans or optically active → inactive) cyclopropanes. See, for example, Berson, J.A.; Balquist, J.M. *J. Am. Chem. Soc.* **1968**, 90, 7343; Bergman, R.G.; Carter, W.L. *J. Am. Chem. Soc.* **1969**, 91, 7411.

¹⁷¹For reviews, see Schuster, H.F.; Coppola, G.M. *Allenes in Organic Synthesis*, Wiley, NY, **1984**, pp. 20–23; Kirmse, W. *Carbene Chemistry*, 2nd ed., Academic Press, NY, **1971**, pp. 462–467.

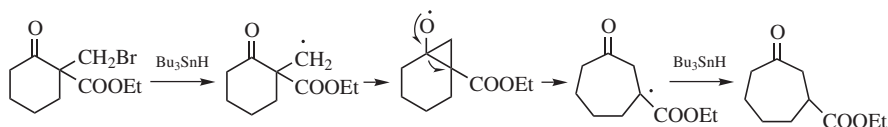
¹⁷²Billups, W.E.; Bachman, R.E. *Tetrahedron Lett.* **1992**, 33, 1825.

¹⁷³See Baird, M.S.; Baxter, A.G.W. *J. Chem. Soc. Perkin Trans. 1* **1979**, 2317, and references cited therein.

¹⁷⁴For a review, see Gutsche, C.D.; Redmore, D. *Carbocyclic Ring Expansion Reactions*, Academic Press, NY, **1968**, pp. 111–117.

¹⁷⁵Dowd, P.; Choi, S. *Tetrahedron Lett.* **1991**, 32, 565; *Tetrahedron* **1991**, 47, 4847. For a related ring expansion, see Baldwin, J.E.; Adlington, R.M.; Robertson, J. *J. Chem. Soc., Chem. Commun.* **1988**, 1404.

This reaction has been used to make rings of 6, 7, 8, and 13 members. A possible mechanism is

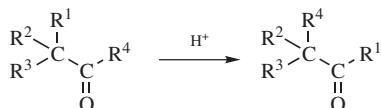


This reaction has been extended to the expansion of rings by three or four carbons, by the use of a substrate containing $(\text{CH}_2)_n\text{X}$ ($n = 3$ or 4) instead of CH_2Br .¹⁷⁶ By this means, 5-, 6-, and 7-membered rings were enlarged to 18–11-membered rings.

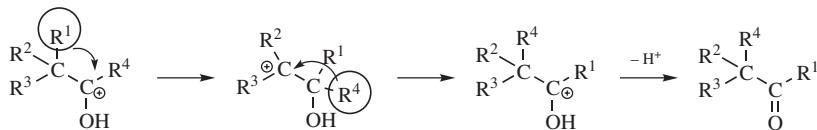
OS **III**, 276; **IV**, 221, 957; **V**, 306, 320; **VI**, 142, 187; **VII**, 12, 114, 117, 129, 135; **VIII**, 179, 467, 556, 578.

18-4 Acid-Catalyzed Rearrangements of Aldehydes and Ketones

1/Alkyl,2/alkyl-interchange, and so on



Rearrangements of this type, where a group α to a carbonyl "changes places" with a group attached to the carbonyl carbon, occur when migratory aptitudes are favorable.¹⁷⁷ The R^2 , R^3 , and R^4 groups may be alkyl or hydrogen. Certain aldehydes have been converted to ketones, and ketones to other ketones (though more drastic conditions are required for the latter), but no rearrangement of a ketone to an aldehyde ($\text{R}^1 = \text{H}$) has so far been reported. There are two mechanisms,¹⁷⁸ each beginning with protonation of the oxygen and each involving two migrations. In one pathway, the migrations are in opposite directions:¹⁷⁹



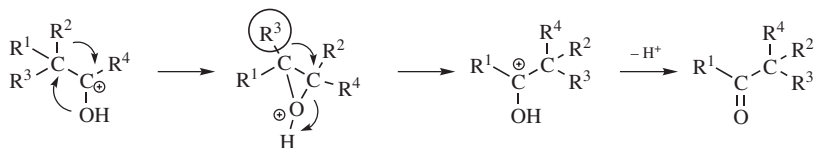
¹⁷⁶Dowd, P.; Choi, S. *J. Am. Chem. Soc.* **1987**, *109*, 6548; *Tetrahedron Lett.* **1991**, 32, 565.

¹⁷⁷For reviews, see Fry, A. *Mech. Mol. Migr.* **1971**, *4*, 113; Collins, C.J.; Eastham, J.F., in Patai, S. *The Chemistry of the Carbonyl Group*, Vol. 1, Wiley, NY, **1966**, pp. 771–790.

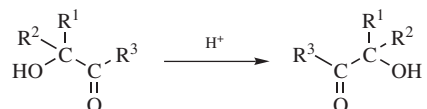
¹⁷⁸Favorskii, A.; Chilingaren, A. *C. R. Acad. Sci.* **1926**, 182, 221.

¹⁷⁹Kendrick Jr., L.W.; Benjamin, B.M.; Collins, C.J. *J. Am. Chem. Soc.* **1958**, *80*, 4057; Rothrock, T.S.; Fry, A. *J. Am. Chem. Soc.* **1958**, *80*, 4349; Collins, C.J.; Bowman, N.S. *J. Am. Chem. Soc.* **1959**, *81*, 3614.

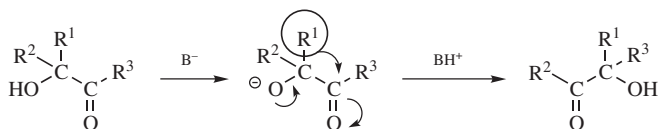
In the other pathway, the migrations are in the same direction. The actual mechanism of this pathway is not certain, but an epoxide (protonated) intermediate¹⁸⁰ is one possibility:¹⁸¹



If the reaction is carried out with ketone labeled in the C=O group with ¹⁴C, the first pathway predicts that the product will contain all the ¹⁴C in the C=O carbon, while in the second pathway the label will be in the α carbon (demonstrating migration of oxygen). The results of such experiments¹⁸² have shown that in some cases only the C=O carbon was labeled, in other cases only the α carbon, while in still others both carbons bore the label, indicating that in these cases both pathways were in operation. With α -hydroxy aldehydes and ketones, the process may stop after only one migration (this is called the α -ketol rearrangement).

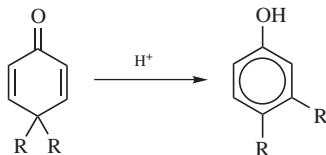


The α -ketol rearrangement can also be brought about by base catalysis, but only if the alcohol is tertiary, since if R¹ or R² = hydrogen, enolization of the substrate is more favored than rearrangement.



18-5 The Dienone-Phenol Rearrangement

2/C \rightarrow 5/O-Hydro,1/C \rightarrow 2/C-alkyl-bis-migration

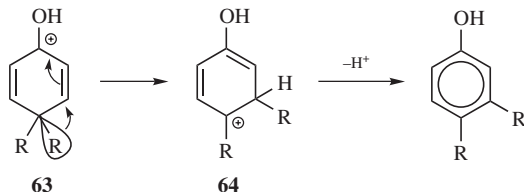


¹⁸⁰Zook, H.D.; Smith, W.E.; Greene, J.L. *J. Am. Chem. Soc.* **1957**, 79, 4436.

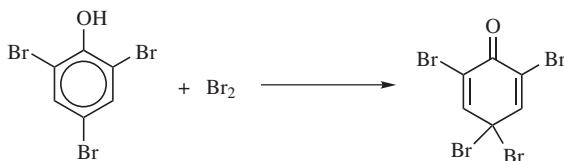
¹⁸¹Some such pathway is necessary to account for the migration of oxygen that is found. It may involve a protonated epoxide, a 1,2-diol, or simply a [1,2]-shift of an OH group.

¹⁸²See, for example, Barton, S.; Porter, C.R. *J. Chem. Soc.* **1956**, 2483; Zalesskaya, T.E.; Remizova, T.B. *J. Gen. Chem. USSR* **1965**, 35, 29; Fry, A.; Oka, M. *J. Am. Chem. Soc.* **1979**, 101, 6353.

Cyclohexadienone derivatives that have two alkyl groups in the 4 position undergo, on acid treatment,¹⁸³ 1,2 migration of one of these groups from **63** to give the phenol. Note that a photochemical version of this reaction has been observed.¹⁸⁴

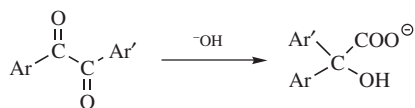


The driving force in the overall reaction (the *dienone-phenol rearrangement*) is of course creation of an aromatic system.¹⁸⁵ Note that **63** and **64** are arenium ions (p. 240), the same as those generated by attack of a phenol on an electrophile.¹⁸⁶ Sometimes, in the reaction of a phenol with an electrophile, a kind of reverse rearrangement (called the *phenol-dienone rearrangement*) takes place, though without an actual migration.¹⁸⁷ An example is



18-6 The Benzil-Benzilic Acid Rearrangement

1/*O*-Hydro,3/oxido-(1/ → 2/aryl)-migr-o-addition



When treated with base, α -diketones rearrange to give the salts of α -hydroxy acids, a reaction known as the *benzil-benzilic acid rearrangement* (benzil is

¹⁸³For a reagent that greatly accelerates this reaction, see Chalais, S.; Laszlo, P.; Mathy, A. *Tetrahedron Lett.* **1986**, 27, 2627.

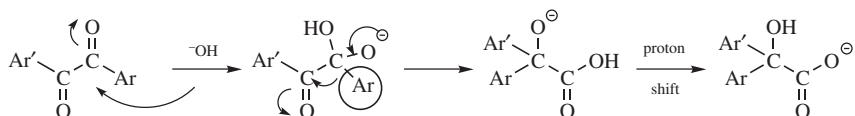
¹⁸⁴Guo, Z.; Schultz, A.G. *Org. Lett.* **2001**, 3, 1177.

¹⁸⁵For reviews, see Perkins, M.J.; Ward, P. *Mech. Mol. Migr.* **1971**, 4, 55, 90–103; Miller, B. *Mech. Mol. Migr.* **1968**, 1, 247; Shine, H.J. *Aromatic Rearrangements*, Elsevier, NY, **1967**, pp. 55–68; Waring, A.J. *Adv. Alicyclic Chem.* **1966**, 1, 129, 207–223. For a review of other rearrangements of cyclohexadienones, see Miller, B. *Acc. Chem. Res.* **1975**, 8, 245.

¹⁸⁶For evidence that these ions are indeed intermediates in this rearrangement, see Vitullo, V.P.; Grossman, N. *J. Am. Chem. Soc.* **1972**, 94, 3844; Planas, A.; Tomás, J.; Bonet, J. *Tetrahedron Lett.* **1987**, 28, 471.

¹⁸⁷For a review, see Ershov, V.V.; Volod'kin, A.A.; Bogdanov, G.N. *Russ. Chem. Rev.* **1963**, 32, 75.

PhCOCOPh; benzilic acid is Ph₂COHCOOH).¹⁸⁸ A rhodium catalyzed version of this reaction has also been reported.¹⁸⁹ Though the reaction is usually illustrated with aryl groups, it can also be applied to aliphatic diketones¹⁹⁰ and to α -keto aldehydes. The use of an alkoxide instead of hydroxide gives the corresponding ester directly,¹⁹¹ though alkoxide ions that are readily oxidized (e.g., OEt⁻ or OCHMe₂⁻) are not useful here, since they reduce the benzil to a benzoin. The mechanism is similar to the rearrangements in **18-1-18-4**, but there is a difference: The migrating group does not move to a carbon with an open sextet. The carbon makes room for the migrating group by releasing a pair of π electrons from the C=O bond to the oxygen. The first step is attack of the base at the carbonyl group, the same as the first step of the tetrahedral mechanism of nucleophilic substitution (p. 1254) and of many additions to the C=O bond (Chapter 16):



The mechanism has been intensely studied,¹⁸⁸ and there is much evidence for it.¹⁹² The reaction is irreversible.

OS I, 89.

18-7 The Favorskii Rearrangement

2/Alkoxy-de-chloro(2) \rightarrow 1/alkyl)-migro-substitution



The reaction of α -halo ketones (chloro, bromo, or iodo) with alkoxide ions¹⁹³ to give rearranged esters is called the *Favorskii rearrangement*.¹⁹⁴ The use of

¹⁸⁸For a review, see Selman, S.; Eastham, J.F. *Q. Rev. Chem. Soc.* **1960**, *14*, 221.

¹⁸⁹Shimizu, I.; Tekawa, M.; Maruyama, Y.; Yamamoto, A. *Chem. Lett.* **1992**, 1365.

¹⁹⁰For an example, see Schaltegger, A.; Bigler, P. *Helv. Chim. Acta* **1986**, *69*, 1666.

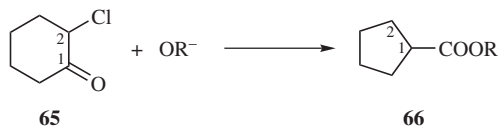
¹⁹¹Doering, W. von E.; Urban, R.S. *J. Am. Chem. Soc.* **1956**, *78*, 5938.

¹⁹²However, some evidence for an SET pathway has been reported: Screttas, C.G.; Micha-Screttas, M.; Cazianis, C.T. *Tetrahedron Lett.* **1983**, *24*, 3287.

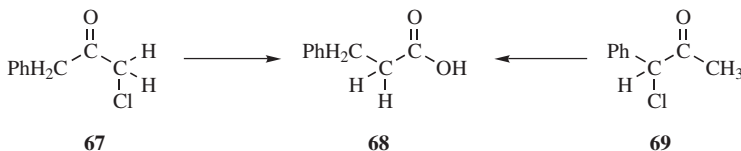
¹⁹³The reaction has also been reported to take place with BF₃-MeOH and Ag⁺: Giordano, C.; Castaldi, G.; Casagrande, F.; Abis, L. *Tetrahedron Lett.* **1982**, *23*, 1385.

¹⁹⁴For reviews, see Boyer, L.E.; Brazzillo, J.; Forman, M.A.; Zononi, B. *J. Org. Chem.* **1996**, *61*, 7611; Hunter, D.H.; Stothers, J.B.; Warnhoff, E.W., in de Mayo, P. *Rearrangements in Ground and Excited States*, Vol. 1, Academic Press, NY, **1980**, pp. 437-461; Chenier, P.J. *J. Chem. Educ.* **1978**, *55*, 286; Rappe, C., in Patai, S. *The Chemistry of the Carbon-Halogen Bond*, pt. 2, Wiley, NY, **1973**, pp. 1084-1101; Redmore, D.; Gutsche, C.D. *Carbocyclic Ring Expansion Reactions*, Academic Press, NY, **1968**, pp. 46-69; Akhrem, A.A.; Ustyuyuk, T.K.; Titov, Yu.A. *Russ. Chem. Rev.* **1970**, *39*, 732. For an asymmetric version, see Satoh, T.; Motohashi, S.; Kimura, S.; Tokutake, N.; Yamakawa, K. *Tetrahedron Lett.* **1993**, *34*, 4823.

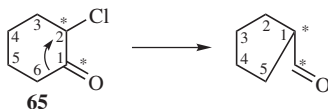
hydroxide ions or amines as bases leads to the free carboxylic acid (salt) or amide, respectively, instead of the ester. Cyclic α -halo ketones give ring contraction, as in the conversion of **65**–**66**.



The reaction has also been carried out on α -hydroxy ketones¹⁹⁵ and on α,β -epoxy ketones, which give β -hydroxy acids.¹⁹⁶ The fact that an epoxide gives a reaction analogous to a halide indicates that the oxygen and halogen are leaving groups in a nucleophilic substitution step.



Through the years, the mechanism¹⁹⁷ of the Favorskii rearrangement has been the subject of much investigation; at least five different mechanisms have been proposed. However, the finding¹⁹⁸ that **67** and **68** both give **69** (this behavior is typical) shows that any mechanism where the halogen leaves and R^1 takes its place is invalid, since in such a case **67** would be expected to give **69** (with PhCH_2 migrating), but **68** should give PhCHMeCOOH (with CH_3 migrating). That is, in the case of **68**, it was PhCH that migrated and not methyl. Another important result was determined by radioactive labeling. **65**, in which C-1 and C-2 were equally labeled with ^{14}C , was converted to **66**. The product was found to contain 50% of the label on the carbonyl carbon, 25% on C-1, and 25% on C-2.¹⁹⁹ Now the carbonyl carbon, which originally carried half of the radioactivity, still had this much, so the rearrangement did not directly affect it. However, if the C-6 carbon had migrated to C-2, the other half of the radioactivity would be only on C-1 of the product:



¹⁹⁵Craig, J.C.; Dinner, A.; Mulligan, P.J. *J. Org. Chem.* **1972**, *37*, 3539.

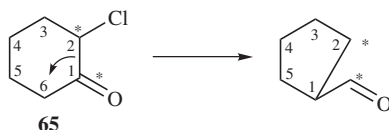
¹⁹⁶See, for example, House, H.O.; Gilmore, W.F. *J. Am. Chem. Soc.* **1961**, *83*, 3972; Mouk, R.W.; Patel, K.M.; Reusch, W. *Tetrahedron* **1975**, *31*, 13.

¹⁹⁷For a review of the mechanism, see Baretta, A.; Waegell, B. *React. Intermed. (Plenum)* **1982**, *2*, 527.

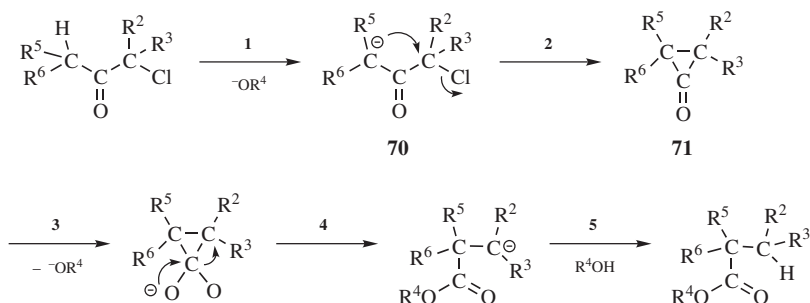
¹⁹⁸McPhee, W.D.; Klingsberg, E. *J. Am. Chem. Soc.* **1944**, *66*, 1132; Bordwell, F.G.; Scamehorn, R.G.; Springer, W.R. *J. Am. Chem. Soc.* **1969**, *91*, 2087.

¹⁹⁹Loftfield, R.B. *J. Am. Chem. Soc.* **1951**, *73*, 4707.

On the other hand, if the migration had gone the other way: If the C-2 carbon had migrated to C-6—then this half of the radioactivity would be found solely on C-2 of the product:



The fact that C-1 and C-2 were found to be equally labeled showed that *both migrations occurred*, with equal probability. Since C-2 and C-6 of **65** are not equivalent, this means that there must be a symmetrical intermediate.²⁰⁰ The type of intermediate that best fits the circumstances is a cyclopropanone,²⁰¹ and the mechanism (for the general case) is formulated (replacing R¹ of our former symbolism with CHR⁵R⁶, since it is obvious that for this mechanism an α hydrogen is required on the non-halogenated side of the carbonyl):



The intermediate corresponding to **71** in the case of **65** is a symmetrical compound, and the three-membered ring can be opened with equal probability on either side of the carbonyl, accounting for the results with ¹⁴C. In the general case, **71** is not symmetrical and should open on the side that gives the more stable carbanion.²⁰² This accounts for the fact that **67** and **68** give the same product. The intermediate in both cases is **70**, which always opens to give the carbanion stabilized by resonance. The cyclopropanone intermediate (**71**) has been isolated in the case where R² = R⁵ = *t*-Bu and R³ = R⁶ = H,²⁰³ and it

²⁰⁰A preliminary migration of the chlorine from C-2 to C-6 was ruled out by the fact that recovered **65** had the same isotopic distribution as the starting **65**.

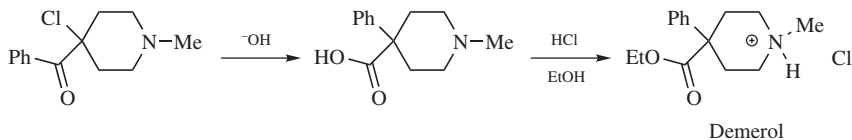
²⁰¹Although cyclopropanones are very reactive compounds, several of them have been isolated. For reviews of cyclopropanone chemistry, see Wasserman, H.H.; Clark, G.M.; Turley, P.C. *Top. Curr. Chem.* **1974**, *47*, 73; Turro, N.J. *Acc. Chem. Res.* **1969**, *2*, 25.

²⁰²Factors other than carbanion stability (including steric factors) may also be important in determining which side of an unsymmetrical **71** is preferentially opened. See, for example, Rappe, C.; Knutsson, L. *Acta Chem. Scand.*, **1967**, *21*, 2205; Rappe, C.; Knutsson, L.; Turro, N.J.; Gagosian, R.B. *J. Am. Chem. Soc.* **1970**, *92*, 2032.

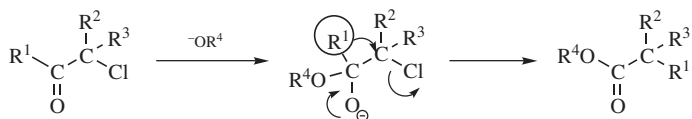
²⁰³Pazos, J.F.; Pacifici, J.G.; Pierson, G.O.; Sclove, D.B.; Greene, F.D. *J. Org. Chem.* **1974**, *39*, 1990.

has also been trapped.²⁰⁴ Also, cyclopropanones synthesized by other methods have been shown to give Favorskii products on treatment with NaOMe or other bases.²⁰⁵

The mechanism discussed is in accord with all the facts when the halo ketone contains an α hydrogen on the other side of the carbonyl group. However, ketones that do not have a hydrogen there also rearrange to give the same type of product. This is usually called the *quasi-Favorskii rearrangement*. An example is found in the preparation of Demerol:²⁰⁶



The quasi-Favorskii rearrangement obviously cannot take place by the cyclopropanone mechanism. The mechanism that is generally accepted (called the *semi-benzilic mechanism*²⁰⁷) is a base-catalyzed pinacol



rearrangement-type mechanism similar to that of **18-6**. This mechanism requires inversion at the migration terminus and this has been found.²⁰⁸ It has been shown that even where there is an appropriately situated a hydrogen, the semibenzilic mechanism may still operate.²⁰⁹

An interesting analog of the Favorskii rearrangement treats a ketone, such as 4-*tert*-butylcyclohexanone, without an α -halogen with $\text{Ti}(\text{NO}_3)_3$ to give 3-*tert*-butylcyclopentane-1-carboxylic acid.²¹⁰

OS IV, 594; VI, 368, 711.

²⁰⁴Fort, A.W. *J. Am. Chem. Soc.* **1962**, *84*, 4979; Cookson, R.C.; Nye, M.J. *Proc. Chem. Soc.* **1963**, 129; Breslow, R.; Posner, J.; Krebs, A. *J. Am. Chem. Soc.* **1963**, *85*, 234; Baldwin, J.E.; Cardellina, J.H.I. *Chem. Commun.* **1968**, 558.

²⁰⁵Crandall, J.K.; Machleder, W.H. *J. Org. Chem.* **1968**, *90*, 7347; Turro, N.J.; Gagosian, R.B.; Rappe, C.; Knutsson, L. *Chem. Commun.* **1969**, 270; Wharton, P.S.; Fritzberg, A.R. *J. Org. Chem.* **1972**, *37*, 1899.

²⁰⁶Smisman, E.E.; Hite, G. *J. Am. Chem. Soc.* **1959**, *81*, 1201.

²⁰⁷Tchoubar, B.; Sackur, O. *C. R. Acad. Sci.* **1939**, 208, 1020.

²⁰⁸Baudry, D.; Bégué, J.; Charpentier-Morize, M. *Bull. Soc. Chim. Fr.* **1971**, 1416; *Tetrahedron Lett.* **1970**, 2147.

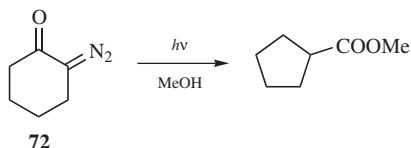
²⁰⁹For example, see Salaun, J.R.; Garnier, B.; Conia, J.M. *Tetrahedron* **1973**, *29*, 2895; Rappe, C.; Knutsson, L. *Acta Chem. Scand.*, **1967**, *21*, 163; Warnhoff, E.W.; Wong, C.M.; Tai, W.T. *J. Am. Chem. Soc.* **1968**, *90*, 514.

²¹⁰Ferraz, H.M.; Silva, Jr., J.F. *Tetrahedron Lett.* **1997**, *38*, 1899.

18-8 The Arndt–Eistert Synthesis



In the *Arndt–Eistert synthesis*, an acyl halide is converted to a carboxylic acid with one additional carbon.²¹¹ The first step of this process is reaction **16-89**. The actual rearrangement occurs in the second step on treatment of the diazo ketone with water and silver oxide or with silver benzoate and triethylamine. This rearrangement is called the *Wolff rearrangement*.²¹² It is the best method of increasing a carbon chain by one if a *carboxylic acid* is available (**10-75** and **16-30** begin with alkyl halides). If an alcohol R'OH is used instead of water, the ester RCH₂COOR' is isolated directly.²¹³ Similarly, ammonia gives the amide. Other catalysts are sometimes used (e.g., colloidal platinum, copper, etc.), but occasionally the diazo ketone is simply heated or photolyzed in the presence of water, an alcohol, or ammonia, with no catalyst at all.²¹⁴ The photolysis method²¹⁵ often gives better results than the silver catalysis method. Of course, diazo ketones prepared in any other way also give the rearrangement.²¹⁶ The reaction is of wide scope. The R group may be alkyl or aryl and may contain many functional groups including unsaturation, but not including groups acidic enough to react with CH₂N₂ or diazo ketones (e.g., **10-5** and **10-19**). Sometimes the reaction is performed with other diazoalkanes (i.e., R'CHN₂) to give RCHR'COOH. The reaction has often been used for ring contraction of cyclic diazo ketones,²¹⁷ such as **72**.²¹⁸



²¹¹For reviews, see Meier, H.; Zeller, K. *Angew. Chem. Int. Ed.* **1975**, *14*, 32; Kirmse, W. *Carbene Chemistry*, 2nd ed., Academic Press, NY, **1971**, pp. 475–493; Rodina, L.L.; Korobitsyna, I.K. *Russ. Chem. Rev.* **1967**, *36*, 260; For a review of rearrangements of diazo and diazonium compounds, see Whittaker, D., in Patai, S. *The Chemistry of Diazonium and Diazo Compounds*, pt. 2, Wiley, NY, **1978**, pp. 593–644.

²¹²For a review, see Kirmse, W. *Eur. J. Org. Chem.* **2002**, 2193. For a microwave-induced Wolff rearrangement, see Sudrik, S.G.; Chavan, S.P.; Chandrakumar, K.R.S.; Pal, S.; Date, S.K.; Chavan, S.P.; Sonawane, H.R. *J. Org. Chem.* **2002**, *67*, 1574.

²¹³For an ultrasound-induced version of this variation, see Winum, J.-Y.; Kamal, M.; Leydet, A.; Roque, J.-P.; Montero, J.-L. *Tetrahedron Lett.* **1996**, *37*, 1781.

²¹⁴For a list of methods, with references, see Larock, R.C. *Comprehensive Organic Transformations*, 2nd ed., Wiley-VCH, NY, **1999**, pp. 1850–1851.

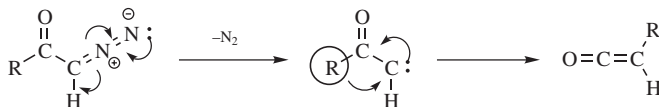
²¹⁵For reviews of the photolysis method, see Regitz, M.; Maas, G. *Diazo Compounds*, Academic Press, NY, **1986**, pp. 185–195; Ando, W., in Patai, S. *The Chemistry of the Carbonyl Group*, Vol. 1, Wiley, NY, **1966**, *78*, pp. 458–475.

²¹⁶For a method of conducting the reaction with trimethylsilyldiazomethane instead of CH₂N₂, see Aoyama, T.; Shioiri, T. *Tetrahedron Lett.* **1980**, *21*, 4461.

²¹⁷For a review, see Redmore, D.; Gutsche, C.D. *Carbocyclic Ring Expansion Reactions*, Academic Press, NY, **1968**, pp. 125–136.

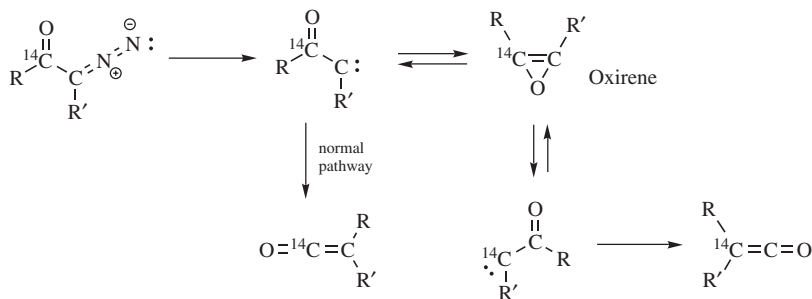
²¹⁸Korobitsyna, I.K.; Rodina, L.L.; Sushko, T.P. *J. Org. Chem. USSR* **1968**, *4*, 165; Jones, Jr., M.; Ando, W. *J. Am. Chem. Soc.* **1968**, *90*, 2200. See Lee, Y.R.; Suk, J.Y.; Kim, B.S. *Tetrahedron Lett.* **1999**, *40*, 8219.

The mechanism is generally regarded as involving formation of a carbene.²¹⁹ It is the divalent carbon that has the open sextet and to which the migrating group brings its electron pair:



The actual product of the reaction is thus the ketene, which then reacts with water (**15-3**), an alcohol (**15-5**), or ammonia or an amine (**15-8**). Particularly stable ketenes²²⁰ (e.g., Ph₂C=C=O) have been isolated and others have been trapped in other ways (e.g., as β -lactams,²²¹ **16-96**). The purpose of the catalyst is not well understood, though many suggestions have been made. This mechanism is strictly analogous to that of the Curtius rearrangement (**18-14**). Although the mechanism as shown above involves a free carbene and there is much evidence to support this,²²² it is also possible that at least in some cases the two steps are concerted and a free carbene is absent.

When the Wolff rearrangement is carried out photochemically, the mechanism is basically the same,²¹⁵ but another pathway can intervene. Some of the ketocarbene originally formed can undergo a carbene-carbene rearrangement, through an oxirene intermediate.²²³ This was shown by ¹⁴C labeling experiments, where



diazo ketones labeled in the carbonyl group gave rise to ketenes that bore the label at both C=C carbons.²²⁴ In general, the smallest degree of scrambling (and thus of

²¹⁹See Scott, A.P.; Platz, M.S.; Radom, L. *J. Am. Chem. Soc.* **2001**, *123*, 6069.

²²⁰In some cases, ketenes are subject to rearrangement, see Farlow, R.A.; Thamatloor, D.A.; Sunoj, R.B.; Hadad, C.M. *J. Org. Chem.* **2002**, *67*, 3257.

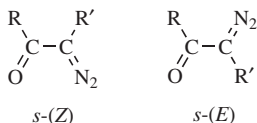
²²¹Kirmse, W.; Horner, L. *Chem. Ber.* **1956**, *89*, 2759; also see, Horner, L.; Spietschka, E. *Chem. Ber.* **1956**, *89*, 2765.

²²²For a summary of evidence on both sides of the question, see Kirmse, W. *Carbene Chemistry*, 2nd ed., Academic Press, NY, **1971**, pp. 476–480. See also, Torres, M.; Ribo, J.; Clement, A.; Strausz, O.P. *Can. J. Chem.* **1983**, *61*, 996; Tomoika, H.; Hayashi, N.; Asano, T.; Izawa, Y. *Bull. Chem. Soc. Jpn.* **1983**, *56*, 758.

²²³For a review of oxirenes, see Lewars, Y. *Chem. Rev.* **1983**, *83*, 519.

²²⁴Fenwick, J.; Frater, G.; Ogi, K.; Strausz, O.P. *J. Am. Chem. Soc.* **1973**, *95*, 124; Zeller, K. *Chem. Ber.* **1978**, *112*, 678. See also, Thornton, D.E.; Gosavi, R.K.; Strausz, O.P. *J. Am. Chem. Soc.* **1970**, *92*, 1768; Russell, R.L.; Rowland, F.S. *J. Am. Chem. Soc.* **1970**, *92*, 7508; Majerski, Z.; Redvanly, C.S. *J. Chem. Soc., Chem. Commun.* **1972**, 694.

the oxirene pathway) was found when $R' = H$. An intermediate believed to be an oxirene has been detected by laser spectroscopy.²²⁵ The oxirene pathway is not found in the thermal Wolff rearrangement. It is likely that an excited singlet state of the carbene is necessary for the oxirene pathway to intervene.²²⁶ In the photochemical process, ketocarbene intermediates, in the triplet state, have been isolated in an Ar matrix at 10–15 K, where they have been identified by UV–visible, IR, and esr spectra.²²⁷ These intermediates went on to give the rearrangement via the normal pathway, with no evidence for oxirene intermediates.

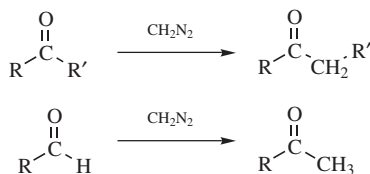


The diazo ketone can exist in two conformations, called $s\text{-(E)}$ and $s\text{-(Z)}$. Studies have shown that Wolff rearrangement takes place preferentially from the $s\text{-(Z)}$ conformation.²²⁸

OS III, 356; VI, 613, 840.

18-9 Homologation of Aldehydes and Ketones

Methylene-insertion



Aldehydes and ketones²²⁹ can be converted to their homologs with diazomethane.²³⁰ Several other reagents²³¹ are also effective, including Me_3SiI , and then silica gel,²³² or $\text{LiCH(B-OCH}_2\text{CH}_2\text{O-)}_2$.²³³ With the diazomethane reaction,

²²⁵Tanigaki, K.; Ebbesen, T.W. *J. Am. Chem. Soc.* **1987**, *109*, 5883. See also, Bachmann, C.; N'Guessan, T.Y.; Debû, F.; Monnier, M.; Pourcin, J.; Aycard, J.; Bodot, H. *J. Am. Chem. Soc.* **1990**, *112*, 7488.

²²⁶Csizmadia, I.G.; Gunning, H.E.; Gosavi, R.K.; Strausz, O.P. *J. Am. Chem. Soc.* **1973**, *95*, 133.

²²⁷McMahon, R.J.; Chapman, O.L.; Hayes, R.A.; Hess, T.C.; Krimmer, H. *J. Am. Chem. Soc.* **1985**, *107*, 7597.

²²⁸Kaplan, F.; Mitchell, M.L. *Tetrahedron Lett.* **1979**, 759; Tomioka, H.; Okuno, H.; Izawa, Y. *J. Org. Chem.* **1980**, *45*, 5278.

²²⁹For a homologation of carboxylic esters $\text{RCOOEt} \rightarrow \text{RCH}_2\text{COOEt}$, which goes by an entirely different pathway, see Kowalski, C.J.; Haque, M.S.; Fields, K.W. *J. Am. Chem. Soc.* **1985**, *107*, 1429. Also see, Yamamoto, M.; Nakazawa, M.; Kishikawa, K.; Kohmoto, S. *Chem. Commun.* **1996**, 2353.

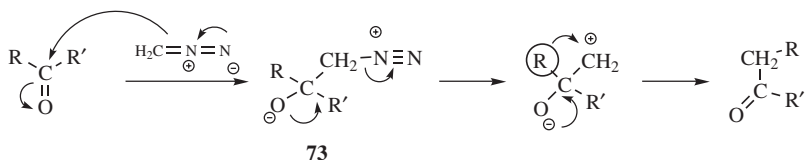
²³⁰For a review, see Gutsche, C.D. *Org. React.* **1954**, *8*, 364.

²³¹See Taylor, E.C.; Chiang, C.; McKillop, A. *Tetrahedron Lett.* **1977**, 1827; Villieras, J.; Perriot, P.; Normant, J.F. *Synthesis* **1979**, 968; Aoyama, T.; Shioiri, T. *Synthesis* **1988**, 228.

²³²Lemini, C.; Ordoñez, M.; Pérez-Flores, J.; Cruz-Almanza, R. *Synth. Commun.* **1995**, *25*, 2695.

²³³Schummer, D.; Höfle, G. *Tetrahedron* **1995**, *51*, 11219.

formation of an epoxide (**16-46**) is a side reaction. Although this reaction appears superficially to be similar to the insertion of carbenes into C–H bonds, **12-21** (and IUPAC names it as an insertion), the mechanism is quite different. This is a true rearrangement and no free carbene is involved. The first step is an addition to the C=O bond:



The betaine **73** can sometimes be isolated. As shown in **16-46**, intermediate **73** can also go to the epoxide. The evidence for this mechanism is summarized in the review by Gutsche.²³⁰ Note that this mechanism is essentially the same as in the apparent “insertions” of oxygen (**18-19**) and nitrogen (**18-16**) into ketones.

Aldehydes give fairly good yields of methyl ketones; that is, hydrogen migrates in preference to alkyl. The most abundant side product is not the homologous aldehyde, but the epoxide. However, the yield of aldehyde at the expense of methyl ketone can be increased by the addition of methanol. If the aldehyde contains electron-withdrawing groups, the yield of epoxides is increased and the ketone is formed in smaller amounts, if at all. Ketones give poorer yields of homologous ketones. Epoxides are usually the predominant product here, especially when one or both R groups contain an electron-withdrawing group. The yield of ketones also decreases with increasing length of the chain. The use of a Lewis acid increases the yield of ketone.²³⁴ Cyclic ketones,²³⁵ three-membered²³⁶ and larger, behave particularly well and give good yields of ketones with the ring expanded by one.²³⁷ Aliphatic diazo compounds (RCHN₂ and R₂CN₂) are sometimes used instead of diazomethane, with the expected results.²³⁸ Ethyl diazoacetate can be used analogously, in the presence of a Lewis acid or of triethyloxonium fluoroborate,²³⁹ to

²³⁴For a review of homologations catalyzed by Lewis acids, see Müller, E.; Kessler, H.; Zehe, B. *Fortschr. Chem. Forsch.* **1966**, 7, 128, see pp. 137–150.

²³⁵For other methods for the ring enlargement of cyclic ketones, see Krief, A.; Laboureur, J.L. *Tetrahedron Lett.* **1987**, 28, 1545; Krief, A.; Laboureur, J.L.; Dumont, W. *Tetrahedron Lett.* **1987**, 28, 1549; Abraham, W.D.; Bhupathy, M.; Cohen, T. *Tetrahedron Lett.* **1987**, 28, 2203; Trost, B.M.; Mikhail, G.K. *J. Am. Chem. Soc.* **1987**, 109, 4124.

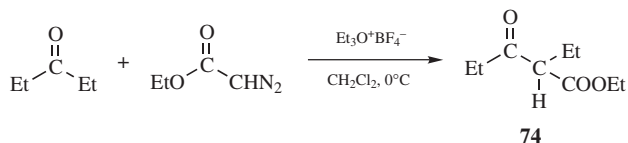
²³⁶For example, see Turro, N.J.; Gagosian, R.B. *J. Am. Chem. Soc.* **1970**, 92, 2036.

²³⁷For a review, see Gutsche, C.D.; Redmore, D. *Carbocyclic Ring Expansion Reactions*, Academic Press, NY, **1968**, pp. 81–98. For a review pertaining to bridged bicyclic ketones, see Krow, G.R. *Tetrahedron* **1987**, 43, 3.

²³⁸For example, see Smith, R.F. *J. Org. Chem.* **1960**, 25, 453; Warner, C.R.; Walsh, Jr., E.J.; Smith, R.F. *J. Chem. Soc.* **1962**, 1232; Loeschorn, C.A.; Nakajima, M.; Anselme, J. *Bull. Soc. Chim. Belg.* **1981**, 90, 985.

²³⁹Mock, W.L.; Hartman, M.E. *J. Org. Chem.* **1977**, 42, 459, 466; Baldwin, S.W.; Landmesser, N.G. *Synth. Commun.* **1978**, 8, 413.

give a β -keto ester, such as **74**.



When unsymmetrical ketones were used in this reaction (with BF_3 as catalyst), the less highly substituted carbon preferentially migrated.²⁴⁰ The reaction can be made regioselective by applying this method to the α -halo ketone, in which case only the other carbon migrates.²⁴¹ The ethyl diazoacetate procedure has also been applied to the acetals or ketals of α,β -unsaturated aldehydes and ketones.²⁴²

Bicyclic ketones can be expanded to form monocyclic ketones in the presence of certain reagents. Treatment of a bicyclo[4.1.0]hexan-4-one derivative with SmI_2 led to a cyclohexanone.²⁴³ The SmI_2 also converts α -halomethyl cyclic ketones to the next larger ring ketone²⁴⁴ and cyclic ketones to the next larger ring ketone in the presence of CH_2I_2 .²⁴⁵ α -Chloro- α -3-iodopropylcyclobutanones were converted to cycloheptanones using radical conditions ($\text{Bu}_3\text{SnH/AIBN}$).²⁴⁶

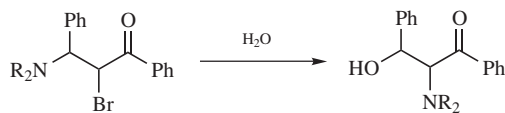
Another homologation reaction converts an aldehyde to its tosyl hydrazone, and subsequent reaction with an aldehyde and NaOEt/EtOH give a ketone.²⁴⁷ The reaction of an aldehyde with vinyl acetate and barium hydroxide gives the homologated conjugated aldehyde.²⁴⁸

OS IV, 225, 780. For homologation of carboxyl acid derivatives, see OS IX, 426

B. Carbon-to-Carbon Migrations of Other Groups

18-10 Migrations of Halogen, Hydroxyl, Amino, and so on

Hydroxy-de-bromo-*cine*-substitution, and so on



When a nucleophilic substitution is carried out on a substrate that has a neighboring group (p. 446) on the adjacent carbon, a cyclic intermediate can be generated

²⁴⁰Liu, H.J.; Majumdar, S.P. *Synth. Commun.* **1975**, *5*, 125.

²⁴¹Dave, V.; Warnhoff, E.W. *J. Org. Chem.* **1983**, *48*, 2590.

²⁴²Doyle, M.P.; Trudell, M.L.; Terpstra, J.W. *J. Org. Chem.* **1983**, *48*, 5146.

²⁴³Lee, P.H.; Lee, J. *Tetrahedron Lett.* **1998**, *39*, 7889.

²⁴⁴Hasegawa, E.; Kitazume, T.; Suzuki, K.; Tosaka, E. *Tetrahedron Lett.* **1998**, *39*, 4059.

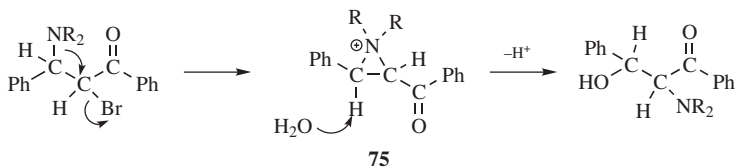
²⁴⁵Fukuzawa, S.; Tsuchimoto, T. *Tetrahedron Lett.* **1995**, *36*, 5937.

²⁴⁶Zhang, W.; Dowd, P. *Tetrahedron Lett.* **1992**, *33*, 3285. For an example generating larger rings, see Dowd, P.; Choi, S.-C. *Tetrahedron* **1992**, *48*, 4773.

²⁴⁷Angle, S.R.; Neitzel, M.L. *J. Org. Chem.* **2000**, *65*, 6458.

²⁴⁸Mahata, P.K.; Barun, O.; Ila, H.; Junjappa, H. *Synlett* **2000**, 1345.

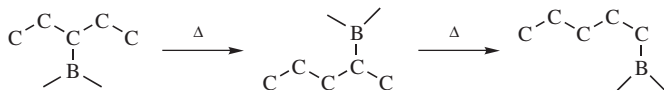
that is opened on the opposite side, resulting in migration of the neighboring group. In the example shown above ($\text{NR}_2 = \text{morpholino}$),²⁴⁹ the reaction took place via an aziridinium salt **75** to give an α -amino- β -hydroxy ketone.



Sulfonate esters and halides can also migrate in this reaction.²⁵⁰ α -Halo and α -acyloxy epoxides undergo ready rearrangement to α -halo and α -acyloxy ketones, respectively.²⁵¹ These substrates are very prone to rearrange, and often do so on standing without a catalyst, though in some cases an acid catalyst is necessary. The reaction is essentially the same as the rearrangement of epoxides shown in **18-2**, except that in this case halogen or acyloxy is the migrating group (as shown above; however, it is also possible for one of the R groups (alkyl, aryl, or hydrogen) to migrate instead, and mixtures are sometimes obtained).

18-11 Migration of Boron

Hydro,dialkylboro-interchange, and so on



Boranes are prepared by the reaction of $\text{BH}_3(\text{B}_2\text{H}_6)$ or an alkylborane with an alkene (**15-16**). When a nonterminal borane is heated at temperatures ranging from 100 to 200°C, the boron moves toward the end of the chain.²⁵² The reaction is catalyzed by small amounts of borane or other species containing B-H bonds.

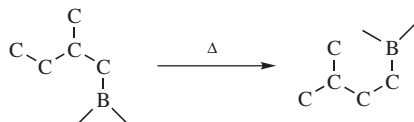
²⁴⁹Southwick, P.L.; Walsh, W.L. *J. Am. Chem. Soc.* **1955**, *77*, 405. See also, Suzuki, K.; Okano, K.; Nakai, K.; Terao, Y.; Sekiya, M. *Synthesis* **1983**, 723.

²⁵⁰For a review of Cl migrations, see Peterson, P.E. *Acc. Chem. Res.* **1971**, *4*, 407. See also, Loktev, V.F.; Korchagina, D.V.; Shubin, V.G.; Koptuyug, V.A. *J. Org. Chem. USSR* **1977**, *13*, 201; Dobronravov, P.N.; Shteingarts, V.D. *J. Org. Chem. USSR* **1977**, *13*, 420. For examples of Br migration, see Gudkova, A.S.; Uteniyazov, K.; Reutov, O.A. *Doklad. Chem.* **1974**, *214*, 70; Brusova, G.P.; Gopius, E.D.; Smolina, T.A.; Reutov, O.A. *Doklad. Chem.* **1980**, *253*, 334. For a review of F migration (by several mechanisms) see Kobrina, L.S.; Kovtonyuk, V.N. *Russ. Chem. Rev.* **1988**, *57*, 62. For an example OH migration, see Cathcart, R.C.; Bovenkamp, J.W.; Moir, R.Y.; Bannard, R.A.B.; Casselman, A.A. *Can. J. Chem.* **1977**, *55*, 3774. For a review of migrations of ArS and $\text{Ar}_2\text{P}(\text{O})$, see Warren, S. *Acc. Chem. Res.* **1978**, *11*, 403. See also, Aggarwal, V.K.; Warren, S. *J. Chem. Soc. Perkin Trans. 1* **1987**, 2579.

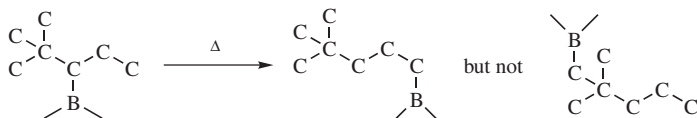
²⁵¹For a review, see McDonald, R.N. *Mech. Mol. Migr.* **1971**, *3*, 67.

²⁵²Brown, H.C. *Hydroboration*, W. A. Benjamin, NY, **1962**, pp. 136–149, Brown, H.C.; Zweifel, G. *J. Am. Chem. Soc.* **1966**, *88*, 1433. See also, Brown, H.C.; Racherla, U.S. *J. Organomet. Chem.* **1982**, *241*, C37.

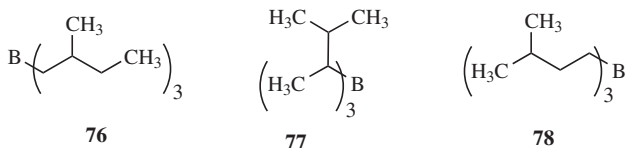
The boron can move past a branch, for example,



but not past a double branch, for example,



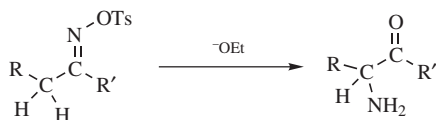
The reaction is an equilibrium: **76**, **77**, and **78** each gave a mixture containing ~40% **76**, 1% **77**, and 59% **78**. The migration can go quite a long distance. Thus $(C_{11}H_{23}CHC_{11}H_{23})_3B$ was completely converted to $(C_{23}H_{47})_3B$, involving a migration of 11 positions.²⁵³ If the boron is on a cycloalkyl ring, it can move around



the ring; if any alkyl chain is also on the ring, the boron may move from the ring to the chain, ending up at the end of the chain.²⁵⁴ The reaction is useful for the migration of double bonds in a controlled way (see **12-2**). The mechanism may involve a π complex, at least partially.²⁵⁵

18-12 The Neber Rearrangement

Neber oxime tosylate-amino ketone rearrangement



α -Amino ketones can be prepared by treatment of ketoxime tosylates with a base, such as ethoxide ion or pyridine.²⁵⁶ This reaction is called the *Neber rearrangement*. The R group is usually aryl, though the reaction has been carried out with

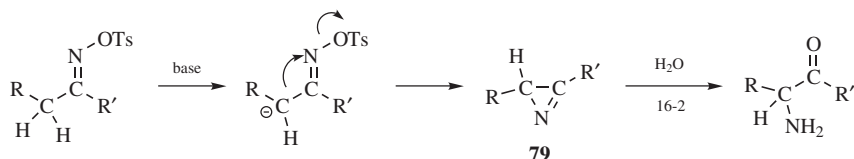
²⁵³Logan, T.J. *J. Org. Chem.* **1961**, *26*, 3657.

²⁵⁴Brown, H.C.; Zweifel, G. *J. Am. Chem. Soc.* **1967**, *89*, 561.

²⁵⁵See Wood, S.E.; Rickborn, B. *J. Org. Chem.* **1983**, *48*, 555; Field, L.D.; Gallagher, S.P. *Tetrahedron Lett.* **1985**, *26*, 6125.

²⁵⁶For a review, see Conley, R.T.; Ghosh, S. *Mech. Mol. Migr.* **1971**, *4*, 197, pp. 289–304.

R = alkyl or hydrogen. The R' group may be alkyl, or aryl but not hydrogen. The Beckmann rearrangement (**18-17**) and the abnormal Beckmann reaction (elimination to the nitrile, **17-30**) may be side reactions, although these generally occur in acid media. A similar rearrangement is given by *N,N*-dichloroamines of the type RCH₂CH(NCl₂)R', where the product is also RCH(NH₂)COR'.²⁵⁷ The mechanism of the Neber rearrangement is via an azirine intermediate **79**.²⁵⁸

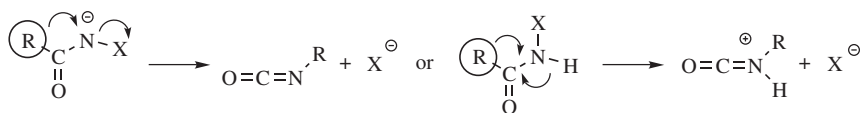


The best evidence for this mechanism is that the azirine intermediate has been isolated.^{258,259} In contrast to the Beckmann rearrangement, this one is sterically indiscriminate.²⁶⁰ Both a syn and an anti ketoxime give the same product. The mechanism as shown above consists of three steps. However, it is possible that the first two steps are concerted, and it is also possible that what is shown as the second step is actually two steps: loss of OTs to give a nitrene, and formation of the azirine. In the case of the dichloroamines, HCl is first lost to give RCH₂C(=NCl)R', which then behaves analogously.²⁶¹ *N*-Chloroimines prepared in other ways also give the reaction.²⁶²

OS V, 909; VII, 149.

C. Carbon-to-Nitrogen Migrations of R and AR

The reactions in this group are nucleophilic migrations from a carbon to a nitrogen atom. In each case the nitrogen atom either has six electrons in its outer shell (and thus invites the migration of a group carrying an electron pair) or else loses a nucleofuge concurrently with the migration (p. 1560). Reactions **18-13-18-16** are used to prepare amines from acid derivatives. Reactions **18-16** and **18-17** are used to prepare amines from ketones. The mechanisms of **18-13-18-16** (with carboxylic acids) are very similar and follow one of two patterns:



²⁵⁷Baumgarten, H.E.; Petersen, H.E. *J. Am. Chem. Soc.* **1960**, 82, 459, and references cited therein.

²⁵⁸Cram, D.J.; Hatch, M.J. *J. Am. Chem. Soc.* **1953**, 75, 33; Hatch, M.J.; Cram, D.J. *J. Am. Chem. Soc.* **1953**, 75, 38.

²⁵⁹Neber, P.W.; Burgard, A. *Liebigs Ann. Chem.* **1932**, 493, 281; Parcell, R.F. *Chem. Ind. (London)* **1963**, 1396.

²⁶⁰House, H.O.; Berkowitz, W.F. *J. Org. Chem.* **1963**, 28, 2271.

²⁶¹For example, see Nakai, M.; Furukawa, N.; Oae, S. *Bull. Chem. Soc. Jpn.* **1969**, 42, 2917.

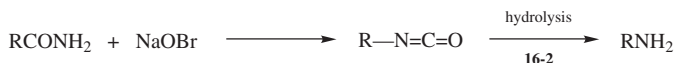
²⁶²Baumgarten, H.E.; Petersen, J.M.; Wolf, D.C. *J. Org. Chem.* **1963**, 28, 2369.

Some of the evidence²⁶³ is (1) configuration is retained in R (p. 1563); (2) the kinetics are first order; (3) intramolecular rearrangement is shown by labeling; and (4) no rearrangement occurs *within* the migrating group, for example, a neopentyl group on the carbon of the starting material is still a neopentyl group on the nitrogen of the product.

In many cases, it is not certain whether the nucleofuge X is lost first, creating an intermediate nitrene²⁶⁴ or nitrenium ion, or whether migration and loss of the nucleofuge are simultaneous, as shown above.²⁶⁵ It is likely that both possibilities can exist, depending on the substrate and reaction conditions.

18-13 The Hofmann Rearrangement

Bis(hydrogen)-(2/ 1/*N*-alkyl)-migr-detachment (formation of isocyanate)



In the *Hofmann rearrangement*, an unsubstituted amide is treated with sodium hypobromite (or sodium hydroxide and bromine, which is essentially the same thing) to give a primary amine that has one carbon fewer than the starting amide.²⁶⁶ The actual product is the isocyanate, but this compound is seldom isolated²⁶⁷ since it is usually hydrolyzed under the reaction conditions. The R group may be alkyl or aryl, but if it is an alkyl group of more than about six or seven carbons, low yields are obtained unless Br₂ and NaOMe are used instead of Br₂ and NaOH.²⁶⁸ Another modification uses NBS/NaOMe.²⁶⁹ Under these conditions the product of addition to the isocyanate is the carbamate RNHCOOMe (**16-8**), which is easily isolated or can be hydrolyzed to the amine. Side reactions when NaOH is the base are formation of ureas RNHCONHR and acylureas RCONHCONHR by addition, respectively, of RNH₂ and RCONH₂ to RNCO (**16-20**). If acylureas are desired, they can be made the main products by using only one-half of the usual quantities of Br₂ and NaOH. Another side product, but only from primary R, is the nitrile derived from oxidation of RNH₂ (**19-5**). Imides react to give amino acids, for example, phthalimide gives *o*-aminobenzoic acid. α -Hydroxy and α -halo amides give aldehydes and ketones by way of the unstable α -hydroxy- or α -haloamines. However, a side product with an α -halo amide is a *gem*-dihalide. Ureas analogously give hydrazines.

²⁶³For a discussion of this mechanism and the evidence for it, see Smith, P.A.S., in de Mayo, P. *Molecular Rearrangements*, Vol. 1, Wiley, NY, **1963**, Vol. 1, pp. 258–550.

²⁶⁴For a review of rearrangements involving nitrene intermediates, see Boyer, J.H. *Mech. Mol. Migr.* **1969**, 2, 267. See also, Ref. 282.

²⁶⁵The question is discussed by Lwowski, W., in Lwowski *Nitrenes*, Wiley, NY, **1970**, pp. 217–221.

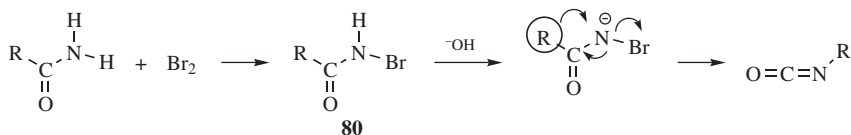
²⁶⁶For a review, see Wallis, E.S.; Lane, J.F. *Org. React.* **1946**, 3, 267.

²⁶⁷If desired, the isocyanate can be isolated by the use of phase-transfer conditions: see Sy, A.O.; Raksis, J.W. *Tetrahedron Lett.* **1980**, 21, 2223.

²⁶⁸For an example of the use of this method at low temperatures, see Radlick, P.; Brown, L.R. *Synthesis* **1974**, 290.

²⁶⁹Huang, X.; Keillor, J.W. *Tetrahedron Lett.* **1997**, 38, 313.

The mechanism follows the pattern outlined on p. 1606.




The first step is an example of **12-52** and intermediate *N*-halo amides (**80**) have been isolated. In the second step, **80** lose a proton to the base. Compound **80** is acidic because of the presence of two electron-withdrawing groups (acyl and halo) on the nitrogen. It is possible that the third step is actually two steps: loss of bromide to form a nitrene, followed by the actual migration, but most of the available evidence favors the concerted reaction.²⁷⁰ A similar reaction can be effected by the treatment of amides with lead tetraacetate.²⁷¹ Among other reagents that convert RCONH₂ to RNH₂ (R = alkyl, but not aryl) are phenyliodosyl bis(trifluoroacetate) PhI(OCOCF₃)₂²⁷² and hydroxy(tosyloxy)iodobenzene PhI(OH)OTs.²⁷³ A mixture of NBS, Hg(OAc)₂, and R'OH is one of several reagent mixtures that convert an amide RCONH₂ to the carbamate RNHCOOR' (R = primary, secondary, or tertiary alkyl or aryl) in high yield.²⁷⁴ A mixture of NBS and DBU (p. 1132) in methanol gives the carbamate,²⁷⁵ as does electrolysis in methanol.²⁷⁶

A variation of the Hofmann rearrangement treated a β-hydroxy primary amide with PhI(O₂CCF₃)₂ in aqueous acetonitrile, giving an isocyanate via -CON-I, which reacts with the hydroxyl group intramolecularly to give a cyclic carbamate.²⁷⁷ Note that carbamates are converted to isocyanates by heating with Montmorillonite K10.²⁷⁸

OS II, 19, 44, 462; IV, 45; VIII, 26, 132.

18-14 The Curtius Rearrangement

Dinitrogen-(2/ → 1/*N*-alkyl)-migr-detachment



²⁷⁰See, for example, Imamoto, T.; Tsuno, Y.; Yukawa, Y. *Bull. Chem. Soc. Jpn.* **1971**, *44*, 1632, 1639, 1644; Imamoto, T.; Kim, S.; Tsuno, Y.; Yukawa, Y. *Bull. Chem. Soc. Jpn.* **1971**, *44*, 2776.

²⁷¹Acott, B.; Beckwith, A.L.J.; Hassanali, A. *Aust. J. Chem.* **1968**, *21*, 185, 197; Baumgarten, H.E.; Smith, H.L.; Staklis, A. *J. Org. Chem.* **1975**, *40*, 3554.

²⁷²Loudon, G.M.; Radhakrishna, A.S.; Almond, M.R.; Blodgett, J.K.; Boutin, R.H. *J. Org. Chem.* **1984**, *49*, 4272; Boutin, R.H.; Loudon, G.M. *J. Org. Chem.* **1984**, *49*, 4277; Pavlides, V.H.; Chan, E.D.; Pennington, L.; McParland, M.; Whitehead, M.; Coutts, I.G.C. *Synth. Commun.* **1988**, *18*, 1615.

²⁷³Vasudevan, A.; Koser, G.F. *J. Org. Chem.* **1988**, *53*, 5158.

²⁷⁴Jew, S.; Park, H.G.; Park, H.; Park, M.; Cho, Y. *Tetrahedron Lett.* **1990**, *31*, 1559.

²⁷⁵Huang, X.; Seid, M.; Keillor, J.W. *J. Org. Chem.* **1997**, *62*, 7495.

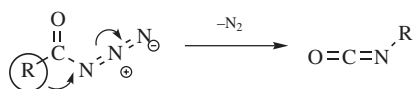
²⁷⁶Matsumura, Y.; Maki, T.; Satoh, Y. *Tetrahedron Lett.* **1997**, *38*, 8879.

²⁷⁷Yu, C.; Jiang, Y.; Liu, B.; Hu, L. *Tetrahedron Lett.* **2001**, *42*, 1449.


²⁷⁸Uriz, P.; Serra, M.; Salagre, P.; Castillon, S.; Claver, C.; Fernandez, E. *Tetrahedron Lett.* **2002**, *43*, 1673.

The *Curtius rearrangement* involves the pyrolysis of acyl azides to yield isocyanates.²⁷⁹ The reaction gives good yields of isocyanates, since no water is present to hydrolyze them to the amine. Of course, they can be subsequently hydrolyzed, and indeed the reaction *can* be carried out in water or alcohol, in which case the products are amines, carbamates, or acylureas, as in **18-13**.²⁸⁰ This is a very general reaction and can be applied to almost any carboxylic acid: aliphatic, aromatic, alicyclic, heterocyclic, unsaturated, and containing many functional groups. Acyl azides can be prepared as in **10-43** or by treatment of acylhydrazines (hydrazides) with nitrous acid (analogous to **12-49**). The Curtius rearrangement is catalyzed by Lewis or protic acids, but these are usually not necessary for good results.

The mechanism is similar to that in **18-13** to give an isocyanate. Also note the exact analogy between this reaction and **18-8**. However, in this case, there is no evidence for a free nitrene and it is probable that the steps are concerted.²⁸¹



Alkyl azides can be similarly pyrolyzed to give imines, in an analogous reaction:²⁸²



The R groups may be alkyl, aryl, or hydrogen, though if hydrogen migrates, the product is the unstable $\text{R}_2\text{C}=\text{NH}$. The mechanism is essentially the same as that of the Curtius rearrangement. However, in pyrolysis of tertiary alkyl azides, there is evidence that free alkyl nitrenes are intermediates.²⁸³ The reaction can also be carried out with acid catalysis, in which case lower temperatures can be used, though the acid may hydrolyze the imine (**16-2**). Cycloalkyl azides give

²⁷⁹For a review, see Banthorpe, D.V., in Patai, S. *The Chemistry of the Azido Group*, Wiley, NY, **1971**, pp. 397–405.

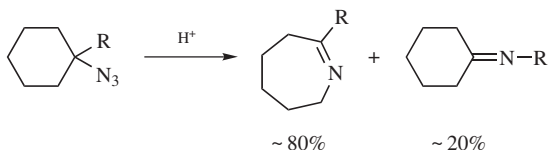
²⁸⁰For a variation that conveniently produces the amine directly, see Pfister, J.R.; Wyman, W.E. *Synthesis* **1983**, 38. See also, Capson, T.L.; Poulter, C.D. *Tetrahedron Lett.* **1984**, 25, 3515.

²⁸¹See, for example, Lwowski, W. *Angew. Chem. Int. Ed.* **1967**, 6, 897; Linke, S.; Tissue, G.T.; Lwowski, W. *J. Am. Chem. Soc.* **1967**, 89, 6308; Smalley, R.K.; Bingham, T.E. *J. Chem. Soc. C* **1969**, 2481.

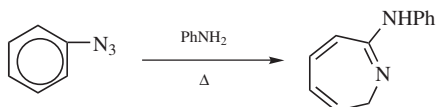
²⁸²For a treatise on azides, which includes discussion of rearrangement reactions, see Scriven, E.F.V. *Azides and Nitrenes*, Academic Press, NY, **1984**. For a review of rearrangements of alkyl and aryl azides, see Stevens, T.S.; Watts, W.E. *Selected Molecular Rearrangements*, Van Nostrand-Reinhold, Princeton, NJ, **1973**, pp. 45–52. For reviews of the formation of nitrenes from alkyl and aryl azides, see, in Lwowski, W. *Nitrenes*, Wiley, NY, **1970**, the chapters by Lewis, F.D.; Saunders, Jr., W.H. pp. 47–97, 47–78 and by Smith, P.A.S. pp. 99–162.

²⁸³Abramovitch, R.A.; Kyba, E.P. *J. Am. Chem. Soc.* **1974**, 96, 480; Montgomery, F.C.; Saunders, Jr., W.H. *J. Org. Chem.* **1976**, 41, 2368.

ring expansion.²⁸⁴



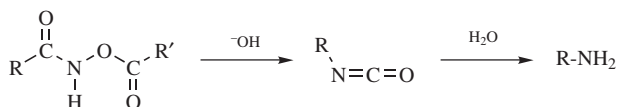
Aryl azides also give ring expansion on heating, for example,²⁸⁵



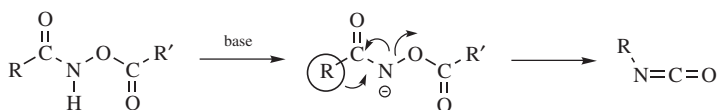
OS III, 846; IV, 819; V, 273; VI, 95, 910. Also see, OS VI, 210.

18-15 The Lossen Rearrangement

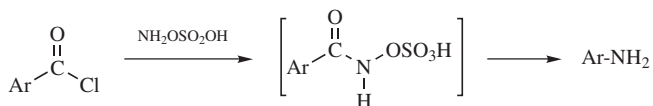
Hydro,acetoxy-(2/ → 1*N*-alkyl)-migr-detachment



The *O*-acyl derivatives of hydroxamic acids²⁸⁶ give isocyanates when treated with bases or sometimes even just on heating, in a reaction known as the *Lossen rearrangement*.²⁸⁷ The mechanism is similar to that of **18-13** and **18-14**:



In a similar reaction, aromatic acyl halides are converted to amines in one laboratory step by treatment with hydroxylamine-*O*-sulfonic acid.²⁸⁸



A chiral Lossen rearrangement is known.²⁸⁹

²⁸⁴Smith, P.A.S.; Lakritz, J. cited in Smith, P.A.S., in de Mayo, P. *Molecular Rearrangements*, Vol. 1, Wiley, NY, **1963**, p. 474.

²⁸⁵Huisgen, R.; Vossius, D.; Appl. M. *Chem. Ber.* **1958**, *91*, 1, 12.

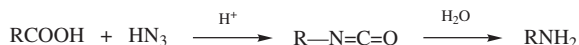
²⁸⁶For a review of hydroxamic acids, see Bauer, L.; Exner, O. *Angew. Chem. Int. Ed.* **1974**, *13*, 376.

²⁸⁷For an example, see Salomon, C.J.; Breuer, E. *J. Org. Chem.* **1997**, *62*, 3858.

²⁸⁸Wallace, R.G.; Barker, J.M.; Wood, M.L. *Synthesis* **1990**, 1143.

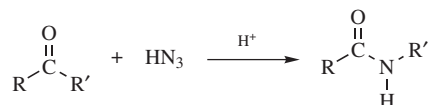
²⁸⁹Chandrasekhar, S.; Sridhar, M. *Tetrahedron Asymmetry* **2000**, *11*, 3467.

18-16 The Schmidt Reaction

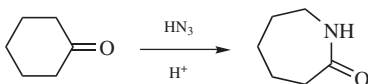


There are actually three reactions called by the name *Schmidt reaction*, involving the addition of hydrazoic acid to carboxylic acids, aldehydes and ketones, and alcohols and alkenes.²⁹⁰ The most common is the reaction with carboxylic acids, illustrated above.²⁹¹ Sulfuric acid is the most common catalyst, but Lewis acids have also been used. Good results are obtained for aliphatic R, especially for long chains. When R is aryl, the yields are variable, being best for sterically hindered compounds like mesitoic acid. This method has the advantage over **18-13** and **18-14** in that there is just one laboratory step from the acid to the amine, but conditions are more drastic.²⁹² Under the acid conditions employed, the isocyanate is virtually never isolated.

The reaction between a ketone and hydrazoic acid is a method for “insertion” of NH between the carbonyl group and one R group, converting a ketone into an amide.²⁹³



Either or both of the R groups may be aryl. In general, dialkyl ketones and cyclic ketones react more rapidly than alkyl aryl ketones, and these more rapidly than diaryl ketones. The latter require sulfuric acid and do not react in concentrated HCl, which is strong enough for dialkyl ketones. Dialkyl and cyclic ketones react sufficiently faster than diaryl or aryl alkyl ketones or carboxylic acids or alcohols so that these functions may be present in the same molecule without interference. Cyclic ketones give lactams:²⁹⁴



²⁹⁰For a review, see Banthorpe, D.V., in Patai, S. *The Chemistry of the Azido Group*, Wiley, NY, **1971**, pp. 405–434.

²⁹¹For a review, see Koldobskii, G.I.; Ostrovskii, V.A.; Gidasov, B.V. *Russ. Chem. Rev.* **1978**, *47*, 1084.

²⁹²For a comparison of reactions **18-13–18-16** as methods for converting an acid to an amine, see Smith, P.A.S. *Org. React.* **1946**, *3*, 337, 363–366.

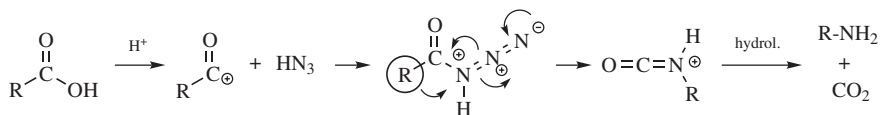
²⁹³For reviews, see Koldobskii, G.I.; Tereschenko, G.F.; Gerasimova, E.S.; Bagal, L.I. *Russ. Chem. Rev.* **1971**, *40*, 835; Beckwith, A.L.J., in Zabicky, J. *The Chemistry of Amides*, Wiley, NY, **1970**, pp. 137–145.

²⁹⁴For a review with respect to bicyclic ketones, see Krow, G.R. *Tetrahedron* **1981**, *37*, 1283.

With alkyl aryl ketones, it is the aryl group that generally migrates to the nitrogen, except when the alkyl group is bulky.²⁹⁵ The reaction has been applied to a few aldehydes, but rarely. With aldehydes the product is usually the nitrile (**16-16**). Even with ketones, conversion to the nitrile is often a side reaction, especially with the type of ketone that gives **17-30**. A useful variation of the Schmidt reaction treats a cyclic ketone with an alkyl azide (RN₃)²⁹⁶ in the presence of TiCl₄, generating a lactam.²⁹⁷ An intramolecular Schmidt reaction gives bicyclic amines by treatment of a cyclic alkene having a pendant azidoalkyl group with Hg(ClO₄)₂, and then NaBH₄.²⁹⁸ Another variation treats a silyl enol ether of a cyclic ketone with TMSN₃ and photolyzes the product with UV light to give a lactam.²⁹⁹ α Azido cyclic ketones rearrangement to lactams under radical conditions (Bu₃SnH/AIBN).³⁰⁰

Alcohols and alkenes react with HN₃ to give alkyl azides,³⁰¹ which in the course of reaction rearrange in the same way as discussed in reaction **18-14**.²⁸² The Mitsunobu reaction (**10-17**) can be used to convert alcohols to alkyl azides, and an alternative reagent for azides, (PhO)₂PON₃, for use in the Mitsunobu is now available.³⁰²

There is evidence that the mechanism with carboxylic acids²⁹³ is similar to that of **18-14**, except that it is the protonated azide that undergoes the rearrangement:³⁰³



The first step is the same as that of the A_{AC}1 mechanism (**16-59**) which explains why good results are obtained with hindered substrates. The mechanism with ketones

²⁹⁵Exceptions to this statement have been noted in the case of cyclic aromatic ketones bearing electron-donating groups in ortho and para positions: Bhalerao, U.T.; Thyagarajan, G. *Can. J. Chem.* **1968**, *46*, 3367; Tomita, M.; Minami, S.; Uyeo, S. *J. Chem. Soc. C* **1969**, 183.

²⁹⁶See Furness, K.; Aubé, J. *Org. Lett.* **1999**, *1*, 495.

²⁹⁷Desai, P.; Schildknecht, K.; Agrios, K.A.; Mossman, C.; Milligan, G.L.; Aubé, J. *J. Am. Chem. Soc.* **2000**, *122*, 7226; Sahasrabudhe, K.; Gracias, V.; Furness, K.; Smith, B.T.; Katz, C.E.; Reddy, D.S.; Aubé, J. *J. Am. Chem. Soc.* **2003**, *125*, 7914. For a variation using a ketal with TMSOTf see Mossman, C.J.; Aubé, J. *Tetrahedron*, **1996**, *52*, 3403.

²⁹⁸Pearson, W.H.; Hutta, D.A.; Fang, W.-k. *J. Org. Chem.* **2000**, *65*, 8326. See also, Wroblewski, A.; Aubé, J. *J. Org. Chem.* **2001**, *66*, 886.

²⁹⁹Evans, P.A.; Modi, D.P. *J. Org. Chem.* **1995**, *60*, 6662.

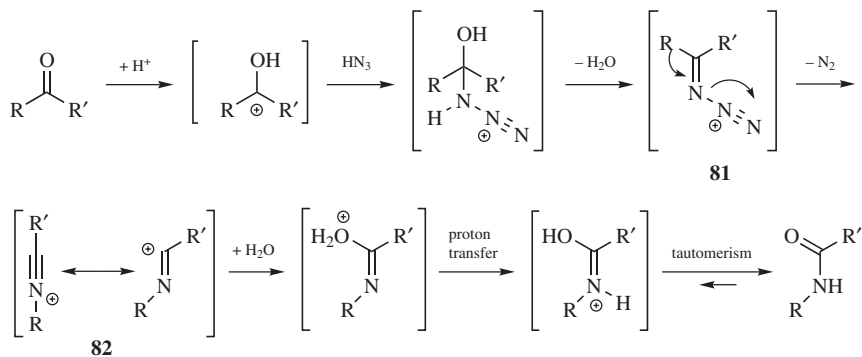
³⁰⁰Benati, L.; Nanni, D.; Sangiorgi, C.; Spagnolo, P. *J. Org. Chem.* **1999**, *64*, 7836.

³⁰¹For an example, see Kumar, H.M.S.; Reddy, B.V.S.; Anjaneyulu, S.; Yadav, J.S. *Tetrahedron Lett.* **1998**, *39*, 7385. Also see, Saito, A.; Saito, K.; Tanaka, A.; Oritani, T. *Tetrahedron Lett.* **1997**, *38*, 3955.

³⁰²Thompson, A.S.; Humphrey, G.R.; DeMarco, A.M.; Mathre, D.J.; Grabowski, E.J.J. *J. Org. Chem.* **1993**, *58*, 5886.

³⁰³There has been some controversy about this mechanism. For a discussion, see Vogler, E.A.; Hayes, J.M. *J. Org. Chem.* **1979**, *44*, 3682.

involves formation of a nitrilium ion **82**, which reacts with water.

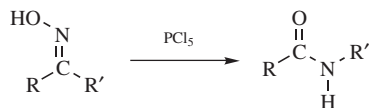


The intermediates **81** have been independently generated in aqueous solution.³⁰⁴ Note the similarity of this mechanism to those of “insertion” of CH_2 (**18-9**) and of O (**18-19**). The three reactions are essentially analogous, both in products and in mechanism.^{293,305} Also note the similarity of the latter part of this mechanism to that of the Beckmann rearrangement (**18-17**).

OS V, 408; VI, 368; VII, 254; X, 207. See also, OS V, 623.

18-17 The Beckmann Rearrangement

Beckmann oxime-amide rearrangement



When oximes are treated with PCl_5 or a number of other reagents, they rearrange to substituted amides in a reaction called the *Beckmann rearrangement*.³⁰⁶ Among other reagents used have been concentrated H_2SO_4 , formic acid, liquid SO_2 , SOCl_2 ,³⁰⁷ silica gel,³⁰⁸ MoO_3 on silica gel,³⁰⁹ RuCl_3 ,³¹⁰ $\text{Y}(\text{OTf})_3$,³¹¹

³⁰⁴Ameyes, T.L.; Richard, J.P. *J. Am. Chem. Soc.* **1991**, *113*, 1867.

³⁰⁵For evidence for this mechanism, see Ostrovskii, V.A.; Koshtaleva, T.M.; Shirokova, N.P.; Koldobskii, G.I.; Gidaspov, B.V. *J. Org. Chem. USSR* **1974**, *10*, 2365, and references cited therein.

³⁰⁶For reviews, see Gawley, R.E. *Org. React.* **1988**, *35*, 1; McCarty, C.G., in Patai, S. *The Chemistry of the Carbon-Nitrogen Double Bond*, Wiley, NY, **1970**, pp. 408–439. Also see, Nguyen, M.T.; Raspoet, G.; Vanquickenborne, L.G. *J. Am. Chem. Soc.* **1997**, *119*, 2552.

³⁰⁷Butler, R.N.; O'Donoghue, D.A. *J. Chem. Res. (S)*, **1983**, 18.

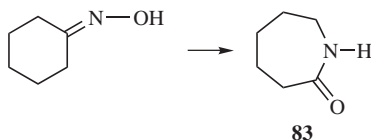
³⁰⁸Costa, A.; Mestres, R.; Riego, J.M. *Synth. Commun.* **1982**, *12*, 1003. On silica with microwave irradiation, see Loupy, A.; Régnier, S. *Tetrahedron Lett.* **1999**, *40*, 6221.

³⁰⁹Dongare, M.K.; Bhagwat, V.V.; Ramana, C.V.; Gurjar, M.K. *Tetrahedron Lett.* **2004**, *45*, 4759.

³¹⁰De, S.K. *Synth. Commun.* **2004**, *34*, 3431.

³¹¹De, S.K. *Org. Prep. Proceed. Int.* **2004**, *36*, 383.

HCl–HOAc–Ac₂O, POCl₃,³¹² BiCl₃,³¹³ neat with FeCl₃,³¹⁴ and polyphosphoric acid.³¹⁵ The reaction has been done in supercritical water³¹⁶ and in ionic liquids.³¹⁷ A polymer-bound Beckman rearrangement has been reported.³¹⁸ Simply heating the oxime of benzophenone neat leads to *N*-phenyl benzamide.³¹⁹ The oximes of cyclic ketones give ring enlargement and form the lactam,³²⁰ as in the formation of caprolactam (**83**) from the oxime of cyclohexanone. Heating an oxime of a cyclic ketone, *neat*, with AlCl₃ also leads to the lactam,³²¹ as does microwave irradiation of an oxime on Montmorillonite K10 clay.³²² Other solvent-free reactions are known.³²³ Treatment of a cyclic ketone with NH₂OSO₃H on silica gel followed by microwave irradiation also gives the lactam.³²⁴ Cyclic ketones can be converted directly to lactams in one laboratory step by treatment with NH₂OSO₂OH and formic acid (**16-14** takes place first, then the Beckmann rearrangement).³²⁵ Heating a ketone with hydroxylamine HCl and oxalic acid also gives the amide.³²⁶ Note that the reaction of an imine with BF₃•OEt₂ and *m*-chloroperoxybenzoic acid leads to a formamide.³²⁷



Of the groups attached to the carbon of the C=N unit, the one that migrates in the Beckman rearrangement is generally the one anti to the hydroxyl, and this is

³¹²Majo, V.J.; Venugopal, M.; Prince, A.A.M.; Perumal, P.T. *Synth. Commun.* **1995**, *25*, 3863.

³¹³With microwave irradiation, see Thakur, A.J.; Boruah, A.; Prajapati, D.; Sandhu, J.S. *Synth. Commun.* **2000**, *30*, 2105.

³¹⁴Khodaei, M.M.; Meybodi, F.A.; Rezai, N.; Salehi, P. *Synth. Commun.* **2001**, *31*, 2047.

³¹⁵For a review of Beckmann rearrangements with polyphosphoric acid, see Beckwith, A.L.J., in Zabicky, J. *The Chemistry of Amides*, Wiley, NY, **1970**, pp. 131–137.

³¹⁶Ikushima, Y.; Hatakeda, K.; Sato, O.; Yokoyama, T.; Arai, M. *J. Am. Chem. Soc.* **2000**, *122*, 1908; Boero, M.; Ikeshoji, T.; Liew, C.C.; Terakura, K.; Parrinello, M. *J. Am. Chem. Soc.* **2004**, *126*, 6280.

³¹⁷In BPy BF₄, butylpyridinium tetrafluoroborate: Peng, J.; Deng, Y. *Tetrahedron Lett.* **2001**, *42*, 403. In bmim PF₆, 1-butyl-3-methylimidazolium hexafluorophosphate: Ren, R.X.; Zueva, L.D.; Ou, X. *Tetrahedron Lett.* **2001**, *42*, 8441.

³¹⁸His, S.; Meyer, C.; Cossy, J.; Emeric, G.; Greiner, A. *Tetrahedron Lett.* **2003**, *44*, 8581.

³¹⁹Chandrasekhar, S.; Gopalaiah, K. *Tetrahedron Lett.* **2001**, *42*, 8123.

³²⁰For a review of such ring enlargements, see Vinnik, M.I.; Zarakhani, N.G. *Russ. Chem. Rev.* **1967**, *36*, 51. For a review with respect to bicyclic oximes, see Krow, G.R. *Tetrahedron* **1981**, *37*, 1283.

³²¹Ghiaci, M.; Imanzadeh, G.H. *Synth. Commun.* **1998**, *28*, 2275. See Moghaddam, F.M.; Rad, A.A.R.; Zali-Boinee, H. *Synth. Commun.* **2004**, *34*, 2071.

³²²Bosch, A.I.; de la Cruz, P.; Diez-Barra, E.; Loupy, A.; Langa, F. *Synlett* **1995**, 1259.

³²³Sharghi, H.; Hosseini, M. *Synthesis* **2002**, 1057; Eshghi, H.; Gordi, Z. *Synth. Commun.* **2003**, *33*, 2971.

³²⁴Laurent, A.; Jacquault, P.; DiMarino, J.-L.; Hamelin, J. *J. Chem. Soc., Chem. Commun.* **1995**, 1101.

³²⁵Olah, G.A.; Fung, A.P. *Synthesis* **1979**, 537. See also, Novoselov, E.F.; Isaev, S.D.; Yurchenko, A.G.; Vodichka, L.; Trshiska, Ya. *J. Org. Chem. USSR* **1981**, *17*, 2284.

³²⁶Chandrasekhar, S.; Gopalaiah, K. *Tetrahedron Lett.* **2003**, *44*, 7437.

³²⁷An, G.-i.; Kim, M.; Kim, J.Y.; Rhee, H. *Tetrahedron Lett.* **2003**, *44*, 2183.

often used as a method of determining the configuration of the oxime. However, it is not unequivocal. It is known that with some oximes the syn group migrates and that with others, especially where R and R' are both alkyl, mixtures of the two possible amides are obtained. However, this behavior does not necessarily mean that the syn group actually undergoes migration. In most cases, the oxime undergoes isomerization under the reaction conditions *before* migration takes place.³²⁸ The scope of the reaction is quite broad and R and R' may be alkyl, aryl, or hydrogen. However, hydrogen very seldom *migrates*, so the reaction is not generally a means of converting aldoximes to unsubstituted amides (RCONH₂). This latter conversion can be accomplished, however, by treatment of the aldoxime with nickel acetate under neutral conditions³²⁹ or by heating the aldoxime for 60 h at 100°C after it has been adsorbed onto silica gel.³³⁰ As in the case of the Schmidt rearrangement, when the oxime is derived from an alkyl aryl ketone, it is generally the aryl group that preferentially migrates.³³¹

Not only do oximes undergo the Beckmann rearrangement, but so also do esters of oximes with many acids, organic and inorganic. A side reaction with many substrates is the formation of nitriles (the "abnormal" Beckmann rearrangement, **17-30**). The other reagents convert OH to an ester leaving group (e.g., OPCL₄ from PCl₅ and OSO₂OH from concentrated H₂SO₄³³²). The *O*-carbonates of imines, such as Ph₂C=N-OCO₂Et, react with BF₃•OEt₂ to give the corresponding amide, in this case *N*-phenyl benzamide.³³³

In the first step of the mechanism, the OH group is converted by the reagent to a better leaving group, for example, proton acids convert it to OH₂⁺. After that, the mechanism³³⁴ follows a course analogous to that for the Schmidt reaction of ketones (**18-16**) from the formation of nitrilium ion **82** on:³³⁵ Alternatively, the attack on **82** can be by the leaving group, if different from H₂O. For example, when PCl₅ is used to induce the reaction, a N-O-PCl₄ species is formed, which generates **82**. Intermediates of the form **82** have been detected by nmr and uv spectroscopy.³³⁶ The rearrangement has also been found to take place by a different mechanism, involving formation of a nitrile by fragmentation, and then addition by

³²⁸Lansbury, P.T.; Mancuso, N.R. *Tetrahedron Lett.* **1965**, 2445 have shown that some Beckmann rearrangements are *authentically* nonstereospecific.

³²⁹Field, L.; Hughmark, P.B.; Shumaker, S.H.; Marshall, W.S. *J. Am. Chem. Soc.* **1961**, 83, 1983. See also, Leusink, A.J.; Meerbeek, T.G.; Noltes, J.G. *Recl. Trav. Chim. Pays-Bas* **1976**, 95, 123; **1977**, 96, 142.

³³⁰Chattopadhyaya, J.B.; Rama Rao, A.V. *Tetrahedron* **1974**, 30, 2899.

³³¹See Arisawa, M.; Yamaguchi, M. *Org. Lett.* **2001**, 3, 311.

³³²Gregory, B.J.; Moodie, R.B.; Schofield, K. *J. Chem. Soc. B* **1970**, 338; Kim, S.; Kawakami, T.; Ando, T.; Yukawa, Y. *Bull. Chem. Soc. Jpn.* **1979**, 52, 1115.

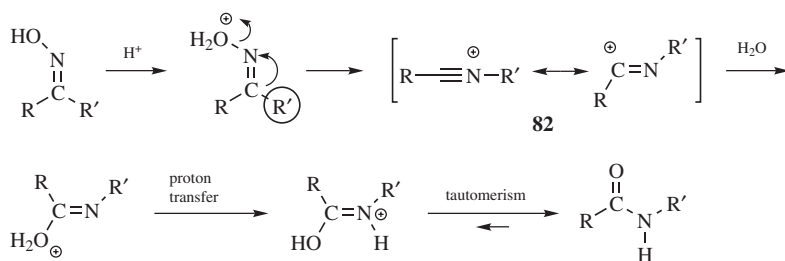
³³³Anilkumar, R.; Chandrasekhar, S. *Tetrahedron Lett.* **2000**, 41, 5427.

³³⁴For a discussion of the gas-phase reaction mechanism, see Nguyen, M.T.; Vanquickenborne, L.G. *J. Chem. Soc. Perkin Trans. 2* **1993**, 1969.

³³⁵For summaries of the considerable evidence for this mechanism, see Donaruma, L.G.; Heldt, W.Z. *Org. React.* **1960**, 11, 1, 5-14; Smith, P.A.S., in de Mayo, P. *Molecular Rearrangements*, Vol. 1, Wiley, NY, **1963**, 483-507, p. 488-493.

³³⁶Gregory, B.J.; Moodie, R.B.; Schofield, K. *J. Chem. Soc. B* **1970**, 338.

a Ritter reaction (16-91).³³⁷ Beckmann rearrangements have also been carried out photochemically.³³⁸



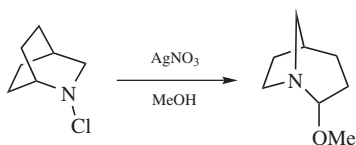
If the rearrangement of oxime sulfonates is induced by organoaluminum reagents,³³⁹ the nitrilium ion intermediate **82** is captured by the nucleophile originally attached to the Al. By this means an oxime can be converted to an imine, an imino thioether (R-N=C-SR), or an imino nitrile (R-N=C-CN).³⁴⁰ In the last case, the nucleophile comes from added trimethylsilyl cyanide. The imine-producing reaction can also be accomplished with a Grignard reagent in benzene or toluene.³⁴¹

In a related reaction, treatment of spirocyclic oxaziridines with MnCl(TPP)³⁴² or photolysis³⁴³ leads to a lactam.

OS II, 76, 371; VIII, 568.

18-18 Stieglitz and Related Rearrangements

Methoxy-de-N-chloro-(2/ → 1/N-alkyl)-migro-substitution, and so on



Besides the reactions discussed at **18-13–18-17**, a number of other rearrangements are known in which an alkyl group migrates from C to N. Certain bicyclic *N*-haloamines, for example *N*-chloro-2-azabicyclo[2.2.2]octane (above), undergo

³³⁷Hill, R.K.; Conley, R.T.; Chortyk, O.T. *J. Am. Chem. Soc.* **1965**, *87*, 5646; Palmere, R.M.; Conley, R.T.; Rabinowitz, J.L. *J. Org. Chem.* **1972**, *37*, 4095.

³³⁸See, for example, Izawa, H.; de Mayo, P.; Tabata, T. *Can. J. Chem.* **1969**, *47*, 51; Cunningham, M.; Ng Lim, L.S.; Just, T. *Can. J. Chem.* **1971**, *49*, 2891; Sugimoto, H.; Yagihashi, F. *J. Chem. Soc. Perkin Trans. I* **1977**, 2488.

³³⁹For a review, see Maruoka, K.; Yamamoto, H. *Angew. Chem. Int. Ed.* **1985**, *24*, 668.

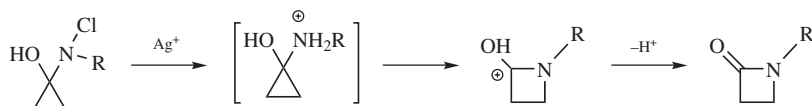
³⁴⁰Maruoka, K.; Miyazaki, T.; Ando, M.; Matsumura, Y.; Sakane, S.; Hattori, K.; Yamamoto, H. *J. Am. Chem. Soc.* **1983**, *105*, 2831; Maruoka, K.; Nakai, S.; Yamamoto, H. *Org. Synth.* **66**, 185.

³⁴¹Hattori, K.; Maruoka, K.; Yamamoto, H. *Tetrahedron Lett.* **1982**, *23*, 3395.

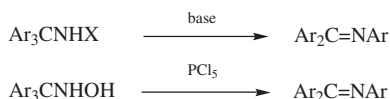
³⁴²Suda, K.; Sashima, M.; Izutsu, M.; Hino, F. *J. Chem. Soc., Chem. Commun.* **1994**, 949.

³⁴³Post, A.J.; Nwaukwa, S.; Morrison, H. *J. Am. Chem. Soc.* **1994**, *116*, 6439.

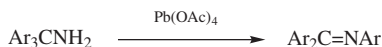
rearrangement when solvolyzed in the presence of silver nitrate.³⁴⁴ This reaction is similar to the Wagner–Meerwein rearrangement (**18-1**) and is initiated by the silver-catalyzed departure of the chloride ion.³⁴⁵ Similar reactions have been used for ring expansions and contractions, analogous to those discussed for reaction **18-3**.³⁴⁶ An example is the conversion of 1-(*N*-chloroamino)cyclopropanols to β -lactams.³⁴⁷ Methyl prolinolate was converted to the lactam 2-piperidone upon treatment with SmI_2 and pivalic acid–THF.³⁴⁸



The name *Stieglitz rearrangement* is generally applied to the rearrangements of trityl *N*-haloamines and



hydroxylamines. These reactions are similar to the rearrangements of alkyl azides (**18-14**), and the name Stieglitz rearrangement is also given to the rearrangement of trityl azides. Another similar reaction is the rearrangement undergone by tritylamines when treated with lead tetraacetate:³⁴⁹



D. Carbon-to-Oxygen Migrations of R and AR

18-19 The Baeyer–Villiger Rearrangement³⁵⁰

Oxy-insertion



³⁴⁴Gassman, P.G.; Fox, B.L. *J. Am. Chem. Soc.* **1967**, *89*, 338. See also, Schell, F.M.; Ganguly, R.N. *J. Org. Chem.* **1980**, *45*, 4069; Davies, J.W.; Malpass, J.R.; Walker, M.P. *J. Chem. Soc., Chem. Commun.* **1985**, 686; Hoffman, R.V.; Kumar, A.; Buntain, G.A. *J. Am. Chem. Soc.* **1985**, *107*, 4731.

³⁴⁵For C \rightarrow N rearrangements induced by AlCl_3 , see Kovacic, P.; Lowery, M.K.; Roskos, P.D. *Tetrahedron* **1970**, *26*, 529.

³⁴⁶Gassman, P.G.; Carrasquillo, A. *Tetrahedron Lett.* **1971**, 109; Hoffman, R.V.; Buntain, G.A. *J. Org. Chem.* **1988**, *53*, 3316.

³⁴⁷Wasserman, H.H.; Adickes, H.W.; Espejo de Ochoa, O. *J. Am. Chem. Soc.* **1971**, *93*, 5586; Wasserman, H.H.; Glazer, E.A.; Hearn, M.J. *Tetrahedron Lett.* **1973**, 4855.

³⁴⁸Honda, T.; Ishikawa, F. *Chem. Commun.* **1999**, 1065.

³⁴⁹Sisti, A.J.; Milstein, S.R. *J. Org. Chem.* **1974**, *39*, 3932.

³⁵⁰For a review, see Renz, M.; Meunier, B. *Eur. J. Org. Chem.* **1999**, 737. For a review of green procedures, see Ten Brink, G.-J.; Arends, W.C.E.; Sheldon, R.A. *Chem. Rev.* **2004**, *104*, 4105.

The treatment of ketones with peroxyacids, such as peroxybenzoic or peroxyacetic acid, or with other peroxy compounds in the presence of acid catalysts, gives carboxylic esters by “insertion” of oxygen³⁵¹ and the carboxylic acid parent of the peroxyacid as a by-product. The reaction is called the *Baeyer–Villiger rearrangement*.³⁵² A particularly good reagent is peroxytrifluoroacetic acid. Reactions with this reagent are rapid and clean, giving high yields of product, though it is often necessary to add a buffer, such as Na₂HPO₄, to prevent transesterification of the product with trifluoroacetic acid that is also formed during the reaction. The reaction is often applied to cyclic ketones to give lactones.³⁵³ Hydrogen peroxide has been used to convert cyclic ketones to lactones using a catalytic amount of MeReO₃³⁵⁴ or a diselenide catalyst.³⁵⁵ Hydrogen peroxide and a MeReO₃ catalyst has been used in an ionic liquid.³⁵⁶ Transition-metal catalysts have been used with peroxyacids to facilitate the oxidation.³⁵⁷ Hydrogen peroxide and PhAsO₃H₂ in hexafluoro-1-propanol can be used.³⁵⁸ Polymer-supported peroxy acids have been used,³⁵⁹ and solvent-free Bayer–Villiger reactions are known.³⁶⁰ Enantioselective synthesis³⁶¹ of chiral lactones from achiral ketones has been achieved by the use of enzymes³⁶²

³⁵¹For a list of reagents, with references, see Larock, R.C. *Comprehensive Organic Transformations*; 2nd ed., Wiley-VCH, NY, **1999**, pp. 1665–1667.

³⁵²For reviews, see Hudlický, M. *Oxidations in Organic Chemistry*, American Chemical Society, Washington, DC, **1990**, pp. 186–195; Plesničar, B., in Trahanovsky, W.S. *Oxidation in Organic Chemistry*, pt. C, Academic Press, NY, **1978**, pp. 254–267; House, H.O. *Modern Synthetic Reactions*, 2nd ed., W.A. Benjamin, NY, **1972**, pp. 321–329; Lewis, S.N., in Augustine, R.L. *Oxidation*, Vol. 1, Marcel Dekker, NY, **1969**, pp. 237–244; Lee, J.B.; Uff, B.C. *Q. Rev. Chem. Soc.* **1967**, *21*, 429, see pp. 449–453. Also see, Mino, T.; Masuda, S.; Nishio, M.; Yamashita, M. *J. Org. Chem.* **1997**, *62*, 2633. For a discussion of uncatalyzed versus BF₃-assisted reactions, see Carlqvist, P.; Eklund, R.; Brinck, T. *J. Org. Chem.* **2001**, *66*, 1193.

³⁵³For a review of the reaction as applied to bicyclic ketones, see Krow, G.R. *Tetrahedron* **1981**, *37*, 2697.

³⁵⁴Phillips, A.M.F.; Romão, C. *Eur. J. Org. Chem.* **1999**, 1767.

³⁵⁵ten Brink, G.-J.; Vis, J.-M.; Arends, I.W.C.E.; Sheldon, R.A. *J. Org. Chem.* **2001**, *66*, 2429.

³⁵⁶In bmim BF₄, 1-butyl-3-methylimidazolium tetrafluoroborate: Bernini, R.; Coratti, A.; Fabrizi, G.; Goggiamani, A. *Tetrahedron Lett.* **2003**, *44*, 8991.

³⁵⁷Kotsuki, H.; Arimura, K.; Araki, T.; Shinohara, T. *Synlett* **1999**, 462; Alam, M.M.; Varala, R.; Adapa, S.R. *Synth. Commun.* **2003**, *33*, 3035.

³⁵⁸Berkessel, A.; Andreae, M.R.M. *Tetrahedron Lett.* **2001**, *42*, 2293.

³⁵⁹Lambert, A.; Elings, J.A.; Macquarrie, D.J.; Carr, G.; Clark, J.H. *Synlett* **2000**, 1052. For a discussion of selectivity in solid-state Bayer–Villiger reactions, see Hagiwara, H.; Nagatomo, H.; Yoshii, F.; Hoshi, T.; Suzuki, T.; Ando, M. *J. Chem. Soc., Perkin Trans. 1* **2000**, 2645.

³⁶⁰Yakura, T.; Kitano, T.; Ikeda, M.; Uenishi, J. *Tetrahedron Lett.* **2002**, *43*, 6925.

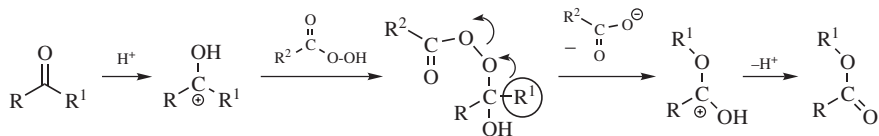
³⁶¹See Bolm, C.; Beckmann, O.; Kühn, T.; Palazzi, C.; Adam, W.; Rao, P.B.; Saha-Möller, C.R. *Tetrahedron Asymmetry* **2001**, *12*, 2441; Bolm, C.; Frison J.-C.; Zhang, Y.; Wulff, W.D. *Synlett* **2004**, 1619.

³⁶²See Taschner, M.J.; Black, D.J. *J. Am. Chem. Soc.* **1988**, *110*, 6892; Taschner, M.J.; Peddada, L. *J. Chem. Soc., Chem. Commun.* **1992**, 1384; Pchelka, B.K.; Gelo Pujic, M.; Guibé-Jampel, E. *J. Chem. Soc. Perkin Trans. 1* **1998**, 2625; Stewart, J.D.; Reed, K.W.; Martinez, C.A.; Zhu, J.; Chen, G.; Kayser, M.M. *J. Am. Chem. Soc.* **1998**, *120*, 3541; Lemoult, S.C.; Richardson, P.F.; Roberts, S.M. *J. Chem. Soc. Perkin Trans. 1* **1995**, 89; Mihovilovic, M.D.; Müller, B.; Kayser, M.M.; Stewart, J.D.; Stanetty, P. *Synlett* **2002**, 703. For a review of enzyme-catalyzed Baeyer–Villiger rearrangements, see Walsh, C.T.; Chen, Y.J. *Angew. Chem. Int. Ed.* **1988**, *27*, 333. For a review of monooxygenase-mediated Baeyer–Villiger rearrangements, see Mihovilovic, M.D.; Müller, B.; Stanetty, P. *Eur. J. Org. Chem.* **2002**, 3711. For a reaction using engineered *E. coli* cells, see Mihovilovic, M.D.; Chen, G.; Wang, S.; Kyte, B.; Rochon, F.; Kayser, M.M.; Stewart, J.D. *J. Org. Chem.* **2001**, *66*, 733.

and other asymmetric reactions are known.³⁶³ Oxidation of chiral substrates with *m*-chloroperoxybenzoic acid (mcpba) also leads to chiral lactones.³⁶⁴

For acyclic compounds, R' must usually be secondary, tertiary, or vinylic, although primary R' has been rearranged with peroxytrifluoroacetic acid,³⁶⁵ with BF₃-H₂O₂,³⁶⁶ and with K₂S₂O₈-H₂SO₄.³⁶⁷ For unsymmetrical ketones the approximate order of migration is tertiary alkyl > secondary alkyl, aryl > primary alkyl > methyl. Since the methyl group has a low migrating ability, the reaction provides a means of cleaving a methyl ketone R'COMe to produce an alcohol or phenol (R'OH) (by hydrolysis of the ester R'OCOMe). The migrating ability of aryl groups is increased by electron-donating and decreased by electron-withdrawing substituents.³⁶⁸ There is a preference of anti over gauche migration.³⁶⁹ Enolizable β-diketones do not react. α-Diketones can be converted to anhydrides.³⁷⁰ With aldehydes, migration of hydrogen gives the carboxylic acid, and this is a way of accomplishing **19-23**. Migration of the other group would give formates, but this seldom happens, though aryl aldehydes have been converted to formates with H₂O₂ and a selenium compound³⁷¹ (see also the Dakin reaction in **19-11**).

The mechanism³⁷² is similar to those of the analogous reactions with hydrazoic acid (**18-16** with ketones) and diazomethane (**18-8**):



One important piece of evidence for this mechanism was that benzophenone-¹⁸O gave ester entirely labeled in the carbonyl oxygen, with none in the alkoxy oxygen.³⁷³ Carbon-14 isotope-effect studies on acetophenones have shown that

³⁶³For example, see Sugimura, T.; Fujiwara, Y.; Tai, A. *Tetrahedron Lett.* **1997**, 38, 6019; Bolm, C.; Schlingloff, G.; Weickhardt, K. *Angew. Chem. Int. Ed.* **1994**, 33, 1848; Bolm, C.; Schlingloff, G. *J. Chem. Soc., Chem. Commun.* **1995**, 1247; Bolm, C.; Beckmann, O.; Cosp, A.; Palazzi, C. *Synlett* **2001**, 1461; Bolm, C.; Beckmann, O.; Palazzi, C. *Can. J. Chem.* **2001**, 79, 1593; Shinohara, T.; Fujioka, S.; Kotsuki, H. *Heterocycles* **2001**, 55, 237; Watanabe, A.; Uchida, T.; Ito, K.; Katsuki, T. *Tetrahedron Lett.* **2002**, 43, 4481; Murhashi, S.-I.; Ono, S.; Imada, Y. *Angew. Chem. Int. Ed.* **2002**, 41, 2366.

³⁶⁴Hunt, KW.; Grieco, P.A. *Org. Lett.* **2000**, 2, 1717.

³⁶⁵Emmons, W.D.; Lucas, G.B. *J. Am. Chem. Soc.* **1955**, 77, 2287.

³⁶⁶McClure, J.D.; Williams, P.H. *J. Org. Chem.* **1962**, 27, 24.

³⁶⁷Deno, N.C.; Billups, W.E.; Kramer, K.E.; Lastomirsky, R.R. *J. Org. Chem.* **1970**, 35, 3080.

³⁶⁸For a report of substituent effects in the α, β, and γ position of alkyl groups, see Noyori, R.; Sato, T.; Kobayashi, H. *Bull. Chem. Soc. Jpn.* **1983**, 56, 2661.

³⁶⁹Snowden, M.; Bermudez, A.; Kelly, D.R.; Radkiewicz-Poutsma, J.L. *J. Org. Chem.* **2004**, 69, 7148.

³⁷⁰For a study of the mechanism of this conversion, see Cullis, P.M.; Arnold, J.R.P.; Clarke, M.; Howell, R.; DeMira, M.; Naylor, M.; Nicholls, D. *J. Chem. Soc., Chem. Commun.* **1987**, 1088.

³⁷¹Syper, L. *Synthesis* **1989**, 167. See also, Godfrey, I.M.; Sargent, M.V.; Elix, J.A. *J. Chem. Soc. Perkin Trans. 1* **1974**, 1353.

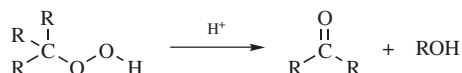
³⁷²Proposed by Criegee, R. *Liebigs Ann. Chem.* **1948**, 560, 127.

³⁷³Doering, W. von E.; Dorfman, E. *J. Am. Chem. Soc.* **1953**, 75, 5595. For summaries of the other evidence, see Smith, P.A.S., in de Mayo, P. *Molecular Rearrangements*, Vol. 1, Wiley, NY, **1963**, pp. 578-584.

migration of aryl groups takes place in the rate-determining step,³⁷⁴ demonstrating that migration of Ar is concerted with departure of OCOR².³⁷⁵ It is hardly likely that migration would be the slow step if the leaving group departed first to give an ion with a positive charge on an oxygen atom, which would be a highly unstable species.

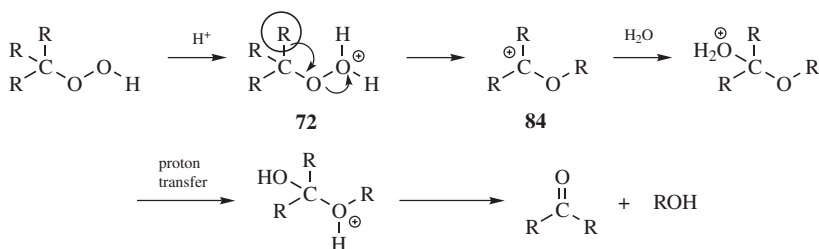
18-20 Rearrangement of Hydroperoxides

C-Alkyl-O-hydroxy-elimination



Hydroperoxides (R = alkyl, aryl, or hydrogen) can be cleaved by proton or Lewis acids in a reaction whose principal step is a rearrangement.³⁷⁶ The reaction has also been applied to peroxy esters (R₃COOCOR'), but less often. When aryl and alkyl groups are both present, migration of aryl dominates. It is not necessary actually to prepare and isolate hydroperoxides. The reaction takes place when the alcohols are treated with H₂O₂ and acids. Migration of an alkyl group of a primary hydroperoxide provides a means for converting an alcohol to its next lower homolog (RCH₂OOH → CH₂=O + ROH).

The mechanism is as follows:³⁷⁷



The last step is hydrolysis of the unstable hemiacetal. Alkoxy-carbocation intermediates (**84**, R = alkyl) have been isolated in super acid solution³⁷⁸ at

³⁷⁴Palmer, B.W.; Fry, A. *J. Am. Chem. Soc.* **1970**, *92*, 2580. See also, Mitsuhashi, T.; Miyadera, H.; Simamura, O. *Chem. Commun.* **1970**, 1301. For secondary isotope-effect studies, see Winnik, M.A.; Stoute, V.; Fitzgerald, P. *J. Am. Chem. Soc.* **1974**, *96*, 1977.

³⁷⁵In some cases, the rate-determining step has been shown to be the addition of peracid to the substrate (see, e.g., Ogata, Y.; Sawaki, Y. *J. Org. Chem.* **1972**, *37*, 2953). Even in these cases it is still highly probable that migration is concerted with departure of the nucleofuge.

³⁷⁶For reviews, see Yablokov, V.A. *Russ. Chem. Rev.* **1980**, *49*, 833; Lee, J.B.; Uff, B.C. *Q. Rev. Chem. Soc.* **1967**, *21*, 429, 445-449.

³⁷⁷For a discussion of the transition state involved in the migration step, see Wistuba, E.; Rüdhardt, C. *Tetrahedron Lett.* **1981**, *22*, 3389.

³⁷⁸For a review of peroxy compounds in super acids, see Olah, G.A.; Parker, D.G.; Yoneda, N. *Angew. Chem. Int. Ed.* **1978**, *17*, 909.

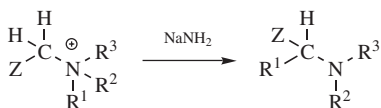
low temperatures, and their structures proved by nmr.³⁷⁹ The protonated hydroperoxides could not be observed in these solutions, evidently reacting immediately on formation.

OS V, 818.

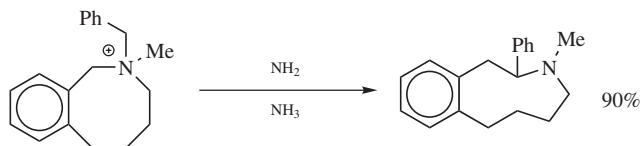
E. Nitrogen-to-Carbon, Oxygen-to-Carbon, and Sulfur-to-Carbon Migration

18-21 The Stevens Rearrangement

Hydron-(2/N → 1/alkyl)-migrat-detachment



In the *Stevens rearrangement*, a quaternary ammonium salt containing an electron-withdrawing group Z on one of the carbons attached to the nitrogen is treated with a strong base (e.g., NaOR or NaNH₂) to give a rearranged tertiary amine. The Z group may be RCO, ROOC, or phenyl.³⁸⁰ The most common migrating groups are allylic, benzylic, benzhydryl, 3-phenylpropargyl, and phenacyl, though even methyl migrates to a sufficiently negative center.³⁸¹ When an allylic group migrates, it may or may not involve an allylic rearrangement within the migrating group (see **18-35**), depending on the substrate and reaction conditions. The reaction has been used for ring enlargement,³⁸² for example:



The mechanism has been the subject of much study.³⁸³ That the rearrangement is intramolecular was shown by crossover experiments, by ¹⁴C labeling,³⁸⁴ and by the

³⁷⁹Sheldon, R.A.; van Doorn, J.A. *Tetrahedron Lett.* **1973**, 1021.

³⁸⁰For reviews of the Stevens rearrangement, see Lepley, A.R.; Giumanini, A.G. *Mech. Mol. Migr.* **1971**, 3, 297; Pine, S.H. *Org. React.* **1970**, 18, 403. For reviews of the Stevens and the closely related Wittig rearrangement (**18-22**), see Stevens, T.S.; Watts, W.E. *Selected Molecular Rearrangements*, Van Nostrand-Reinhold, Princeton, NJ, **1973**, pp. 81–116; Wilt, J.W., in Kochi, J.K. *Free Radicals*, Vol. 1, Wiley, NY, **1973**, pp. 448–458; Iwai, I. *Mech. Mol. Migr.* **1969**, 2, 73, see pp. 105–113; Stevens, T.S. *Prog. Org. Chem.* **1968**, 7, 48.

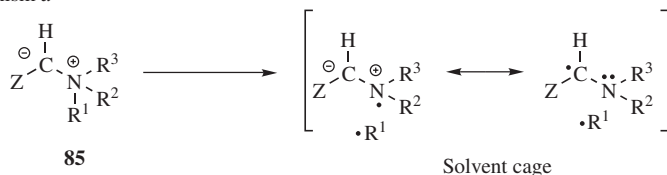
³⁸¹Migration of aryl is rare, but has been reported: Heaney, H.; Ward, T.J. *Chem. Commun.* **1969**, 810; Truce, W.E.; Heuring, D.L. *Chem. Commun.* **1969**, 1499.

³⁸²Elmasmodi, A.; Cotelte, P.; Barbry, D.; Hasiak, B.; Couturier, D. *Synthesis* **1989**, 327.

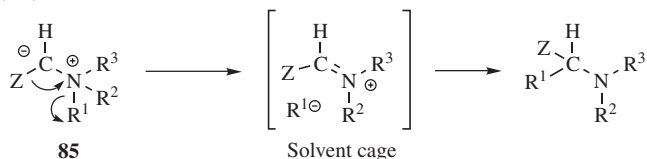
³⁸³For example, see Pine, S.H. *J. Chem. Educ.* **1971**, 48, 99; Heard, G.L.; Yates, B.F. *Aust. J. Chem.* **1994**, 47, 1685.

³⁸⁴Stevens, T.S. *J. Chem. Soc.* **1930**, 2107; Johnstone, R.A.W.; Stevens, T.S. *J. Chem. Soc.* **1955**, 4487.

fact that retention of configuration is found at R^1 .³⁸⁵ The first step is loss of the acidic proton to give the ylid **85**, which has been isolated.³⁸⁶ The finding³⁸⁷ that CIDNP spectra³⁸⁸ could be obtained in many instances shows that in these cases the product is formed directly from a free-radical precursor. The following radical pair mechanism was proposed:³⁸⁹

Mechanism *a*

The radicals do not drift apart because they are held together by the solvent cage. According to this mechanism, the radicals must recombine rapidly in order to account for the fact that R^1 does not racemize. Other evidence in favor of mechanism *a* is that in some cases small amounts of coupling products (R^1 - R^1) have been isolated,³⁹⁰ which would be expected if some $\bullet R^1$ leaked from the solvent cage. However, not all the evidence is easily compatible with mechanism *a*.³⁹¹ It is possible that another mechanism (*b*) similar to mechanism *a*, but involving

Mechanism *b*

ion pairs in a solvent cage instead of radical pairs, operates in some cases. A third possible mechanism would be a concerted 1,2-shift,³⁹² but the orbital symmetry

³⁸⁵Brewster, J.H.; Kline, M.W. *J. Am. Chem. Soc.* **1952**, *74*, 5179; Schöllkopf, U.; Ludwig, U.; Ostermann, G.; Patsch, M. *Tetrahedron Lett.* **1969**, 3415.

³⁸⁶Jemison, R.W.; Mageswaran, S.; Ollis, W.D.; Potter, S.E.; Pretty, A.J.; Sutherland, I.O.; Thebtaranonth, Y. *Chem. Commun.* **1970**, 1201.

³⁸⁷Lepley, A.R.; Becker, R.H.; Giumanini, A.G. *J. Org. Chem.* **1971**, *36*, 1222; Baldwin, J.E.; Brown, J.E. *J. Am. Chem. Soc.* **1969**, *91*, 3646; Jemison, R.W.; Morris, D.G. *Chem. Commun.* **1969**, 1226; Schöllkopf, U.; Ludwig, U.; Ostermann, G.; Patsch, M. *Tetrahedron Lett.* **1969**, 3415.

³⁸⁸For a review of the application of CIDNP to rearrangement reactions, see Lepley, A.R., in Lepley, A.R.; Closs, G.L. *Chemically Induced Magnetic Polarization*, Wiley, NY, **1973**, pp. 323–384.

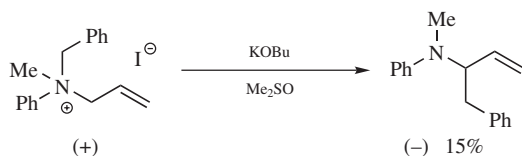
³⁸⁹Schöllkopf, U.; Ludwig, U. *Chem. Ber.* **1968**, *101*, 2224; Ollis, W.D.; Rey, M.; Sutherland, I.O. *J. Chem. Soc. Perkin Trans. 1* **1983**, 1009, 1049.

³⁹⁰Schöllkopf, U.; Ludwig, U.; Ostermann, G.; Patsch, M. *Tetrahedron Lett.* **1969**, 3415; Hennion, G.F.; Shoemaker, M.J. *J. Am. Chem. Soc.* **1970**, *92*, 1769.

³⁹¹See, for example, Pine, S.H.; Catto, B.A.; Yamagishi, F.G. *J. Org. Chem.* **1970**, *35*, 3663.

³⁹²For evidence against this mechanism, see Jenny, E.F.; Druey, J. *Angew. Chem. Int. Ed.* **1962**, *1*, 155.

principle requires that this take place with inversion at R¹.³⁹³ (see p. 1654.) Since the actual migration takes place with retention, it cannot, according to this argument, proceed by a concerted mechanism. However, in the case where the migrating group is allylic, a concerted mechanism can also operate (**18-35**). An interesting finding compatible with all three mechanisms is that optically active allylbenzylmethylphenylammonium iodide (asymmetric nitrogen, see p. 142) gave an optically active product:³⁹⁴

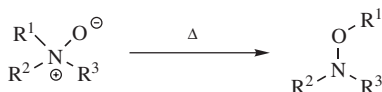


The *Sommelet-Hauser rearrangement* competes when Z is an aryl group (see **13-31**). *Hofmann elimination* competes when one of the R groups contains a β hydrogen atom (**17-7** and **17-8**).

Sulfur ylids containing a Z group give an analogous rearrangement, often also referred to as a Stevens



rearrangement.³⁹⁵ In this case too, there is much evidence (including CIDNP) that a radical-pair cage mechanism is operating,³⁹⁶ except that when the migrating group is allylic, the mechanism may be different (see **18-35**). Another reaction with a similar mechanism³⁹⁷ is the *Meisenheimer rearrangement*,³⁹⁸ in which certain tertiary



³⁹³Woodward, R.B.; Hoffmann, R. *The Conservation of Orbital Symmetry*, Academic Press, NY, **1970**, p. 131.

³⁹⁴Hill, R.K.; Chan, T. *J. Am. Chem. Soc.* **1966**, *88*, 866.

³⁹⁵For a review, see Olsen, R.K.; Currie, Jr., J.O., in Patai, S. *The Chemistry of The Thiol Group*, pt. 2, Wiley, NY, **1974**, pp. 561–566.

³⁹⁶See, for example, Baldwin, J.E.; Erickson, W.F.; Hackler, R.E.; Scott, R.M. *Chem. Commun.* **1970**, 576; Schöllkopf, U.; Schossig, J.; Ostermann, G. *Liebigs Ann. Chem.* **1970**, 737, 158; Iwamura, H.I.; Iwamura, M.; Nishida, T.; Yoshida, M.; Nakayama, T. *Tetrahedron Lett.* **1971**, 63.

³⁹⁷For some of the evidence, see Ostermann, G.; Schöllkopf, U. *Liebigs Ann. Chem.* **1970**, 737, 170; Lorand, J.P.; Grant, R.W.; Samuel, P.A.; O'Connell, E.; Zaro, J. *Tetrahedron Lett.* **1969**, 4087.

³⁹⁸For a review, see Johnstone, R.A.W. *Mech. Mol. Migr.* **1969**, *2*, 249. See Buston, J.E.H.; Coldham, I.; Mulholland, K.R. *J. Chem. Soc., Perkin Trans. 1* **1999**, 2327.

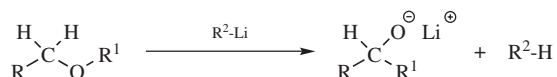
amine oxides rearrange on heating to give substituted hydroxylamines.³⁹⁹ The migrating group R¹ is almost always allylic or benzylic.⁴⁰⁰ R² and R³ may be alkyl or aryl, but if one of the R groups contains a β hydrogen, Cope elimination (**17-9**) often competes. In a related reaction, when 2-methylpyridine *N*-oxides are treated with trifluoroacetic anhydride, the *Boekelheide reaction* occurs to give 2-hydroxymethylpyridines.⁴⁰¹

Certain tertiary benzylic amines, when treated with BuLi, undergo a rearrangement analogous to the Wittig rearrangement (**18-22**), for example, PhCH₂NPh₂ → Ph₂CHNHPh.⁴⁰² Only aryl groups migrate in this reaction.

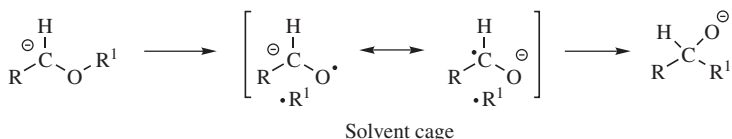
Isocyanides, when heated in the gas phase or in nonpolar solvents, undergo a 1,2-intramolecular rearrangement to nitriles: RNC → RCN.⁴⁰³ In polar solvents the mechanism is different.⁴⁰⁴

18-22 The Wittig Rearrangement⁴⁰⁵

Hydron-(2/O → 1/alkyl)-migr-o-detachment



The rearrangement of ethers with alkyllithium reagents is called the *Wittig rearrangement* (not to be confused with the Wittig reaction, **16-44**) and is similar to **18-21**.³⁸⁰ However, a stronger base is required (e.g., phenyllithium or sodium amide). The R and R' groups, may be alkyl,⁴⁰⁶ aryl, or vinylic.⁴⁰⁷ Also, one of the hydrogens may be replaced by an alkyl or aryl group, in which case the product is the salt of a tertiary alcohol. Migratory aptitudes



³⁹⁹For example, see Buston, J.E.H.; Coldham, I.; Mulholland, K.R. *Tetrahedron Asymmetry*, **1998**, 9, 1995.

⁴⁰⁰Migration of aryl and of certain alkyl groups has also been reported. See Khuthier, A.; Al-Mallah, K.Y.; Hanna, S.Y.; Abdulla, N.I. *J. Org. Chem.* **1987**, 52, 1710, and references cited therein.

⁴⁰¹Fontenas, C.; Bejan, E.; Haddon, H.A.; Balavoine, G.G.A. *Synth. Commun.* **1995**, 25, 629.

⁴⁰²Eisch, J.J.; Kovacs, C.A.; Chobe, P. *J. Org. Chem.* **1989**, 54, 1275.

⁴⁰³See Pakusch, J.; Rüchardt, C. *Chem. Ber.* **1991**, 124, 971, and references cited therein.

⁴⁰⁴Meier, M.; Rüchardt, C. *Chimia* **1986**, 40, 238.

⁴⁰⁵See Hiersemann, M.; Abraham, L.; Pollex, A. *Synlett* **2003**, 1088.

⁴⁰⁶See Bailey, W.F.; England, M.D.; Mealy, M.J.; Thongsornkleeb, C.; Teng, L. *Org. Lett.* **2000**, 2, 489.

⁴⁰⁷For migration of vinyl, see Rautenstrauch, V.; Büchi, G.; Wüest, H. *J. Am. Chem. Soc.* **1974**, 96, 2576. For rearrangement of an α-trimethylsilyl allyl ether, see Maleczka, Jr., R.E.; Geng, F. *Org. Lett.* **1999**, 1, 1115.

here are allylic, benzylic > ethyl > methyl > phenyl.⁴⁰⁸ The stereospecificity of the 1,2-Wittig rearrangement has been discussed.⁴⁰⁹ The following radical-pair mechanism⁴¹⁰ (similar to mechanism *a* of **18-21**) is likely, after removal of the proton by the base. One of the radicals in the radical pair is a ketyl. Among the evidence for this mechanism is (1) the rearrangement is largely intramolecular; (2) migratory aptitudes are in the order of free-radical stabilities, not of carbanion stabilities⁴¹¹ (which rules out an ion-pair mechanism similar to mechanism *b* of **18-21**); (3) aldehydes are obtained as side products;⁴¹² (4) partial racemization of R' has been observed⁴¹³ (the remainder of the product retained its configuration); (5) crossover products have been detected;⁴¹⁴ and (6) when ketyl radicals and R radicals from different precursors were brought together, similar products resulted.⁴¹⁵ However, there is evidence that at least in some cases the radical-pair mechanism accounts for only a portion of the product, and some kind of concerted mechanism can also take place.⁴¹⁶ Most of the above investigations were carried out with systems where R' is alkyl, but a radical-pair mechanism has also been suggested for the case where R' is aryl.⁴¹⁷ When R' is allylic a concerted mechanism can operate (**18-35**).

When R is vinylic it is possible, by using a combination of an alkyllithium and *t*-BuOK, to get migration to the γ carbon (as well as to the α carbon), producing an enolate that, on hydrolysis, gives an aldehyde:⁴¹⁸



An aza-Wittig rearrangement is also known.⁴¹⁹

There are no OS references, but see OS **VIII**, 501, for a related reaction.

⁴⁰⁸Wittig, G. *Angew. Chem.* **1954**, 66, 10; Solov'yanov, A.A.; Ahmed, E.A.A.; Beletskaya, I.P.; Reutov, O.A. *J. Chem. Soc., Chem. Commun.* **1987**, 23, 1232.

⁴⁰⁹Maleczka Jr., R.E.; Geng, F. *J. Am. Chem. Soc.* **1998**, 120, 8551.

⁴¹⁰For a review of the mechanism, see Schöllkopf, U. *Angew. Chem. Int. Ed.* **1970**, 9, 763.

⁴¹¹Lansbury, P.T.; Pattison, V.A.; Sidler, J.D.; Bieber, J.B. *J. Am. Chem. Soc.* **1966**, 88, 78; Schäfer, H.; Schöllkopf, U.; Walter, D. *Tetrahedron Lett.* **1968**, 2809.

⁴¹²For example, see Hauser, C.R.; Kantor, S.W. *J. Am. Chem. Soc.* **1951**, 73, 1437; Cast, J.; Stevens, T.S.; Holmes, J. *J. Chem. Soc.* **1960**, 3521.

⁴¹³Schöllkopf, U.; Schäfer, H. *Liebigs Ann. Chem.* **1963**, 663, 22; Felkin, H.; Frajerman, C. *Tetrahedron Lett.* **1977**, 3485; Hebert, E.; Welvert, Z. *J. Chem. Soc., Chem. Commun.* **1980**, 1035; *Nouv. J. Chim.* **1981**, 5, 327.

⁴¹⁴Lansbury, P.T.; Pattison, V.A. *J. Org. Chem.* **1962**, 27, 1933; *J. Am. Chem. Soc.* **1962**, 84, 4295.

⁴¹⁵Garst, J.F.; Smith, C.D. *J. Am. Chem. Soc.* **1973**, 95, 6870.

⁴¹⁶Garst, J.F.; Smith, C.D. *J. Am. Chem. Soc.* **1976**, 98, 1526. For evidence against this, see Hebert, E.; Welvert, Z.; Ghelfenstein, M.; Szwarc, H. *Tetrahedron Lett.* **1983**, 24, 1381.

⁴¹⁷Eisch, J.J.; Kovacs, C.A.; Rhee, S. *J. Organomet. Chem.* **1974**, 65, 289.

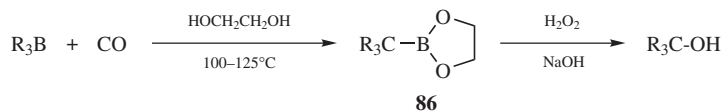
⁴¹⁸Schlosser, M.; Strunk, S. *Tetrahedron* **1989**, 45, 2649.

⁴¹⁹Coldham, I. *J. Chem. Soc. Perkin Trans. 1* **1993**, 1275; Anderson, J.C.; Siddons, D.C.; Smith, S.C.; Swarbrick, M.E. *J. Chem. Soc., Chem. Commun.* **1995**, 1835; Ahman, J.; Somfai, P. *J. Am. Chem. Soc.* **1994**, 116, 9781.

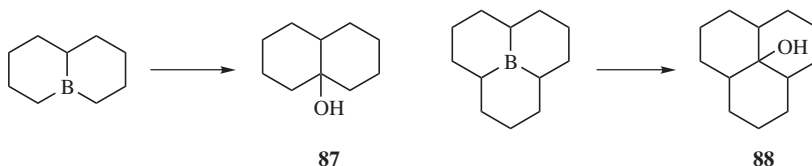
F. Boron-to-Carbon Migrations⁴²⁰

For another reaction involving boron-to-carbon migration, see **10-73**.

18-23 Conversion of Boranes to Alcohols



Trialkylboranes (which can be prepared from alkenes by **15-16**) react with carbon monoxide⁴²¹ at 100–125°C in the presence of ethylene glycol to give the 2-bora-1,3-dioxolanes (**86**), which are easily oxidized (**12-27**) to tertiary alcohols.⁴²² The R groups may be primary, secondary, or tertiary, and may be the same or different.⁴²³ Yields are high and the reaction is quite useful, especially for the preparation of sterically hindered alcohols, such as tricyclohexylcarbinol (**87**) and tri-2-norbornylcarbinol (**88**), which are difficult to prepare by **16-24**. Heterocycles in which boron is a ring atom react similarly (except that high CO pressures are required), and cyclic alcohols can be obtained from these substrates.⁴²⁴ The preparation of such heterocyclic boranes was discussed at **15-16**. The overall conversion of a diene or triene to a cyclic alcohol has been described by H.C. Brown as “stitching” with boron and “riveting” with carbon.



⁴²⁰For reviews, see Matteson, D.S., in Hartley, F.R. *The Chemistry of the Metal-Carbon Bond*, Vol. 4, Wiley, NY, **1984**, pp. 307–409, 346–387; Pelter, A.; Smith, K.; Brown, H.C. *Borane Reagents*, Academic Press, NY, **1988**, pp. 256–301; Negishi, E.; Idacavage, M.J. *Org. React.* **1985**, *33*, 1; Suzuki, A *Top. Curr. Chem.* **1983**, *112*, 67; Pelter, A., in de Mayo, P. *Rearrangements in Ground and Excited States*, Vol. 2, Academic Press, NY, **1980**, pp. 95–147; *Chem. Soc. Rev.* **1982**, *11*, 191; Cragg, G.M.L.; Koch, K.R. *Chem. Soc. Rev.* **1977**, *6*, 393; Weill-Raynal, J. *Synthesis* **1976**, 633; Cragg, G.M.L. *Organoboranes in Organic Synthesis*; Marcel Dekker, NY, **1973**, pp. 249–300; Paetzold, P.I.; Grundke, H. *Synthesis* **1973**, 635.

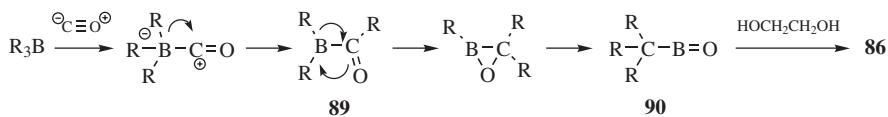
⁴²¹For discussions of the reaction of boranes with CO, see Negishi, E. *Intra-Sci. Chem. Rep.* **1973**, *7*(1), 81; Brown, H.C. *Boranes in Organic Chemistry*, Cornell University Press, Ithaca, NY, **1972**, pp. 343–371; *Acc. Chem. Res.* **1969**, *2*, 65.

⁴²²Hillman, M.E.D. *J. Am. Chem. Soc.* **1962**, *84*, 4715; **1963**, *85*, 982; Brown, H.C.; Rathke, M.W. *J. Am. Chem. Soc.* **1967**, *89*, 2737; Puzitskii, K.V.; Pirozhkov, S.D.; Ryabova, K.G.; Pastukhova, I.V.; Eidus, Ya.T. *Bull. Acad. Sci. USSR Div. Chem. Sci.* **1972**, *21*, 1939; **1973**, *22*, 1760; Brown, H.C.; Cole, T.E.; Srebnik, M.; Kim, K. *J. Org. Chem.* **1986**, *51*, 4925.

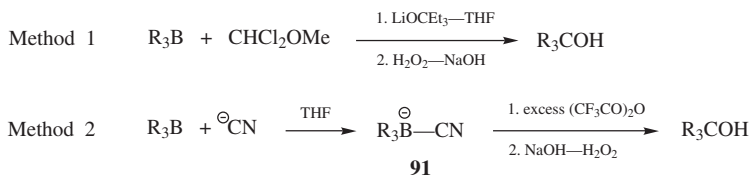
⁴²³Brown, H.C.; Gupta, S.K. *J. Am. Chem. Soc.* **1971**, *93*, 1818; Negishi, E.; Brown, H.C. *Synthesis* **1972**, 197.

⁴²⁴Brown, H.C.; Negishi, E.; Dickason, W.C. *J. Org. Chem.* **1985**, *50*, 520, and references cited therein.

Though the mechanism has not been investigated thoroughly, it has been shown to be intramolecular by the failure to find crossover products when mixtures of boranes are used.⁴²⁵ The following scheme, involving three boron-to-carbon migrations, has been suggested.



The purpose of the ethylene glycol is to intercept the boronic anhydride **90**, which otherwise forms polymers that are difficult to oxidize. As we will see in **18-23** and **18-24**, it is possible to stop the reaction after only one or two migrations have taken place.



There are two other methods for achieving the conversion $\text{R}_3\text{B} \rightarrow \text{R}_3\text{COH}$, which often give better results: (1) treatment with α,α -dichloromethyl methyl ether and the base lithium triethylcarboxide⁴²⁶ (2) treatment with a suspension of sodium cyanide in THF followed by reaction of the resulting trialkylcyano-borate **91** with an excess (>2 equivalents) of trifluoroacetic anhydride.⁴²⁷ All the above migrations take place with retention of configuration at the migrating carbon.⁴²⁸

Several other methods for the conversion of boranes to tertiary alcohols are also known.⁴²⁹

If the reaction between trialkylboranes and carbon monoxide (**18-23**) is carried out in the presence of water followed by addition of NaOH, the product is a secondary alcohol. If H_2O_2 is added along with the NaOH, the corresponding ketone is obtained instead.⁴³⁰ Various functional groups (e.g., OAc, COOR, CN) may be

⁴²⁵Brown, H.C.; Rathke, M.W. *J. Am. Chem. Soc.* **1967**, *89*, 4528.

⁴²⁶Brown, H.C.; Carlson, B.A. *J. Org. Chem.* **1973**, *38*, 2422; Brown, H.C.; Katz, J.; Carlson, B.A. *J. Org. Chem.* **1973**, *38*, 3968.

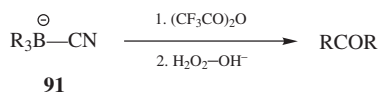
⁴²⁷Pelter, A.; Hutchings, M.G.; Smith, K.; Williams, D.J. *J. Chem. Soc. Perkin Trans. 1* **1975**, 145, and references cited therein.

⁴²⁸See however Pelter, A.; Maddocks, P.J.; Smith, K. *J. Chem. Soc., Chem. Commun.* **1978**, 805.

⁴²⁹See, for example, Brown, H.C.; Lane, C.F. *Synthesis* **1972**, 303; Yamamoto, Y.; Brown, H.C. *J. Org. Chem.* **1974**, *39*, 861; Zweifel, G.; Fisher, R.P. *Synthesis* **1974**, 339; Midland, M.M.; Brown, H.C. *J. Org. Chem.* **1975**, *40*, 2845; Levy, A.B.; Schwartz, S.J. *Tetrahedron Lett.* **1976**, 2201; Baba, T.; Avasthi, K.; Suzuki, A. *Bull. Chem. Soc. Jpn.* **1983**, *56*, 1571; Pelter, A.; Rao, J.M. *J. Organomet. Chem.* **1985**, *285*, 65; Junchai, B.; Hongxun, D. *J. Chem. Soc., Chem. Commun.* **1990**, 323.

⁴³⁰Brown, H.C.; Rathke, M.W. *J. Am. Chem. Soc.* **1967**, *89*, 2738.

present in R without being affected,⁴³¹ though if they are in the α or β position relative to the boron atom, difficulties may

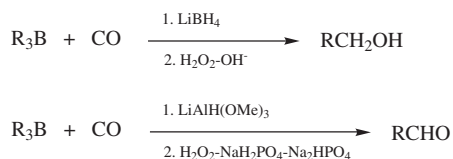


be encountered. The use of an equimolar amount of trifluoroacetic anhydride leads to the ketone rather than the tertiary alcohol.^{427,432} By this procedure, thexylboranes ($\text{RR}'\text{R}^2\text{B}$, where $\text{R}^2 = \text{thexyl}$) can be converted to unsymmetrical ketones (RCOR').⁴³³ Variations of this methodology have been used to prepare optically active alcohols.⁴³⁴

For another conversion of trialkylboranes to ketones (see **18-26**).⁴³⁵ Other conversions of boranes to secondary alcohols are also known.⁴³⁶

OS VII, 427. Also see, OS VI, 137.

18-24 Conversion of Boranes to Primary Alcohols, Aldehydes, or Carboxylic Acids



When the reaction between a trialkylborane and carbon monoxide (**18-23**) is carried out in the presence of a reducing agent such as lithium borohydride or potassium triisopropoxyborohydride, the reduction agent intercepts the intermediate **89**, so that only one boron-to-carbon migration takes place, and the product is hydrolyzed to a primary alcohol or oxidized to an aldehyde.⁴³⁷ This procedure wastes two of the three R groups, but this problem can be avoided by the use of

⁴³¹Brown, H.C.; Kabalka, G.W.; Rathke, M.W. *J. Am. Chem. Soc.* **1967**, *89*, 4530.

⁴³²Pelter, A.; Smith, K.; Hutchings, M.G.; Rowe, K. *J. Chem. Soc. Perkin Trans. 1* **1975**, 129; See also, Mallison, P.R.; White, D.N.J.; Pelter, A.; Rowe, K.; Smith, K. *J. Chem. Res. (S)*, **1978**, 234.

⁴³³This has been done enantioselectively: Brown, H.C.; Bakshi, R.K.; Singaram, B. *J. Am. Chem. Soc.* **1988**, *110*, 1529.

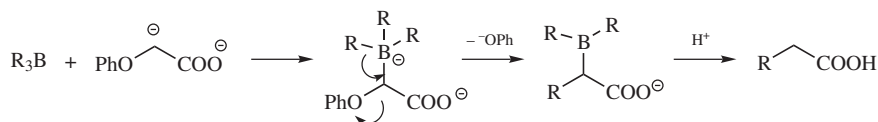
⁴³⁴For reviews, see Matteson, D.S. *Mol. Struct. Energ.* **1988**, *5*, 343; *Acc. Chem. Res.* **1988**, *21*, 294; *Synthesis* **1986**, 973, 980-983.

⁴³⁵For still other methods, see Brown, H.C.; Levy, A.B.; Midland, M.M. *J. Am. Chem. Soc.* **1975**, *97*, 5017; Ncube, S.; Pelter, A.; Smith, K. *Tetrahedron Lett.* **1979**, 1893; Pelter, A.; Rao, J.M. *J. Organomet. Chem.* **1985**, *285*, 65; Yogo, T.; Koshino, J.; Suzuki, A. *Chem. Lett.* **1981**, 1059; Brown, H.C.; Bhat, N.G.; Basavaiah, D. *Synthesis* **1983**, 885; Narayana, C.; Periasamy, M. *Tetrahedron Lett.* **1985**, *26*, 6361.

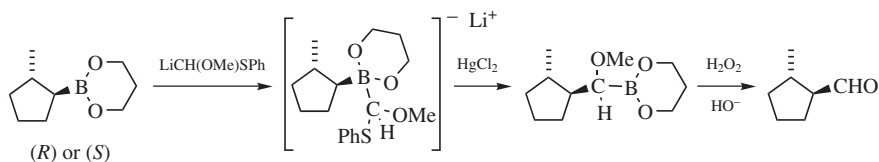
⁴³⁶See, for example, Zweifel, G.; Fisher, R.P. *Synthesis* **1974**, 339; Brown, H.C.; DeLue, N.R. *J. Am. Chem. Soc.* **1974**, *96*, 311; Hubbard, J.L.; Brown, H.C. *Synthesis* **1978**, 676; Uguen, D. *Bull. Soc. Chim. Fr.* **1981**, II-99.

⁴³⁷Brown, H.C.; Hubbard, J.L.; Smith, K. *Synthesis* **1979**, 701, and references cited therein. For discussions of the mechanism, see Brown, H.C.; Hubbard, J.L. *J. Org. Chem.* **1979**, *44*, 467; Hubbard, J.L.; Smith, K. *J. Organomet. Chem.* **1984**, *276*, C41.

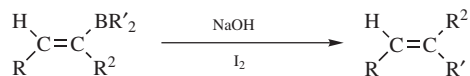
B-alkyl-9-BBN derivatives (p. 1077). Since only the 9-alkyl group migrates, this method permits the conversion in high yield of an alkene to a primary alcohol or aldehyde containing one more carbon.⁴³⁸ When B-alkyl-9-BBN derivatives are treated with CO and lithium tri-*tert*-butoxyaluminum hydride,⁴³⁹ other functional groups (e.g., CN and ester) can be present in the alkyl group without being reduced.⁴⁴⁰ Boranes can be directly converted to carboxylic acids by reaction with the dianion of phenoxyacetic acid.⁴⁴¹



Boronic esters $\text{RB}(\text{OR}')_2$ react with methoxy(phenylthio)methyl lithium $\text{LiCH}(\text{OMe})\text{SPh}$ to give salts, which, after treatment with HgCl_2 , and then H_2O_2 , yield aldehydes.⁴⁴² This synthesis has been made enantioselective, with high ee values (>99%), by the use of an optically pure boronic ester,⁴⁴³ for example:



18-25 Conversion of Vinylic Boranes to Alkenes



The reaction between trialkylboranes and iodine to give alkyl iodides was mentioned at **12-31**. When the substrate contains a vinylic group, the reaction takes a different course,⁴⁴⁴ with one of the R' groups migrating to the carbon, to give alkenes.⁴⁴⁵ The reaction is stereospecific in two senses: (*I*) if the groups

⁴³⁸Brown, H.C.; Knights, E.F.; Coleman, R.A. *J. Am. Chem. Soc.* **1969**, *91*, 2144.

⁴³⁹Brown, H.C.; Coleman, R.A. *J. Am. Chem. Soc.* **1969**, *91*, 4606.

⁴⁴⁰For other methods of converting boranes to aldehydes, see Yamamoto, S.; Shiono, M.; Mukaiyama, T. *Chem. Lett.* **1973**, 961; Negishi, E.; Yoshida, T.; Silveira, Jr., A.; Chiou, B.L. *J. Org. Chem.* **1975**, *40*, 814.

⁴⁴¹Hara, S.; Kishimura, K.; Suzuki, A.; Dhillon, R.S. *J. Org. Chem.* **1990**, *55*, 6356. See also, Brown, H.C.; Imai, T. *J. Org. Chem.* **1984**, *49*, 892.

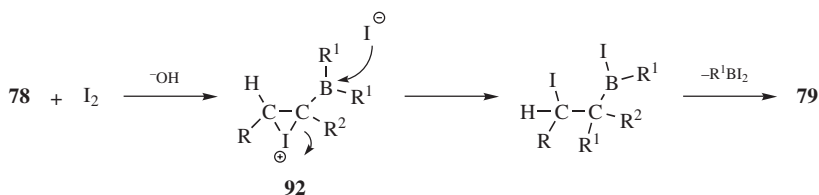
⁴⁴²Brown, H.C.; Imai, T. *J. Am. Chem. Soc.* **1983**, *105*, 6285. For a related method that produces primary alcohols, see Brown, H.C.; Imai, T.; Perumal, P.T.; Singaram, B. *J. Org. Chem.* **1985**, *50*, 4032.

⁴⁴³Brown, H.C.; Imai, T.; Desai, M.C.; Singaram, B. *J. Am. Chem. Soc.* **1985**, *107*, 4980.

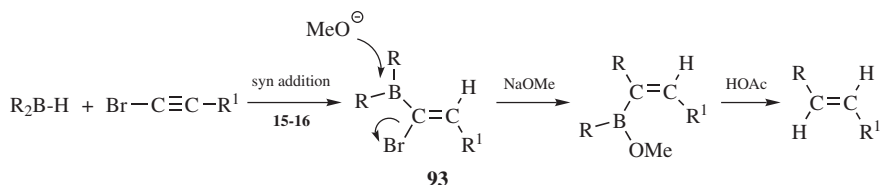
⁴⁴⁴Zweifel, G.; Fisher, R.P. *Synthesis* **1975**, 376; Brown, H.C.; Basavaiah, D.; Kulkarni, S.U.; Bhat, N.G.; Vara Prasad, J.V.N. *J. Org. Chem.* **1988**, *53*, 239.

⁴⁴⁵For a list of methods of preparing alkenes using boron reagents, with references, see Larock, R.C. *Comprehensive Organic Transformations*, 2nd ed., Wiley-VCH, NY, **1999**, pp. 421–427.

R and R' are cis in the starting compound, they will be trans in the product; (2) there is retention of configuration within the migrating group R'.⁴⁴⁶ Since vinylic boranes can be prepared from alkynes (**15-16**), this is a method for the addition of R' and H to a triple bond. If R² = H, the product is a (Z)-alkene. The mechanism is believed to involve an iodonium intermediate, such as **92**, and attack by iodide on boron. When R' is vinylic, the product is a conjugated diene.⁴⁴⁷



In another procedure, the addition of a dialkylborane to a 1-haloalkyne produces an α -halo vinylic borane (**93**).⁴⁴⁸ Treatment of this with NaOMe gives the rearrangement shown, and protonolysis of the product



produces the (E)-alkene.⁴⁴⁶ If R is a vinylic group the product is a 1,3-diene.⁴⁴⁹ If one of the groups is hexyl, the other migrates.⁴⁵⁰ This extends the scope of the synthesis, since dialkylboranes where one R group is hexyl are easily prepared. A combination of both of the procedures described above results in the preparation of trisubstituted alkenes.⁴⁵¹ The entire conversion of haloalkyne to alkene can be carried out in one reaction vessel, without isolation of intermediates. An aluminum counterpart of the α -halo vinylic borane procedure has been reported.⁴⁵²

⁴⁴⁶Zweifel, G.; Fisher, R.P.; Snow, J.T.; Whitney, C.C. *J. Am. Chem. Soc.* **1971**, *93*, 6309.

⁴⁴⁷Zweifel, G.; Polston, N.L.; Whitney, C.C. *J. Am. Chem. Soc.* **1968**, *90*, 6243; Brown, H.C.; Ravindran, N. *J. Org. Chem.* **1973**, *38*, 1617; Hyuga, S.; Takinami, S.; Hara, S.; Suzuki, A. *Tetrahedron Lett.* **1986**, *27*, 977.

⁴⁴⁸For improvements in this method, see Brown, H.C.; Basavaiah, D.; Kulkarni, S.U.; Lee, H.D.; Negishi, E.; Katz, J. *J. Org. Chem.* **1986**, *51*, 5270.

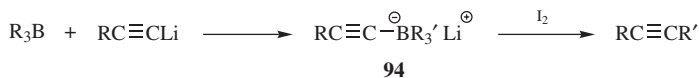
⁴⁴⁹Negishi, E.; Yoshida, T. *J. Chem. Soc. Chem. Commun.* **1973**, 606; See also, Negishi, E.; Yoshida, T.; Abramovitch, A.; Lew, G.; Williams, R.H. *Tetrahedron* **1991**, *47*, 343.

⁴⁵⁰Corey, E.J.; Ravindranathan, T. *J. Am. Chem. Soc.* **1972**, *94*, 4013; Negishi, E.; Katz, J.; Brown, H.C. *Synthesis* **1972**, 555.

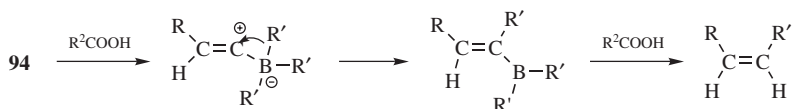
⁴⁵¹Zweifel, G.; Fisher, R.P. *Synthesis* **1972**, 557.

⁴⁵²Miller, J.A. *J. Org. Chem.* **1989**, *54*, 998.

18-26 Formation of Alkynes, Alkenes, and Ketones from Boranes and Acetylides

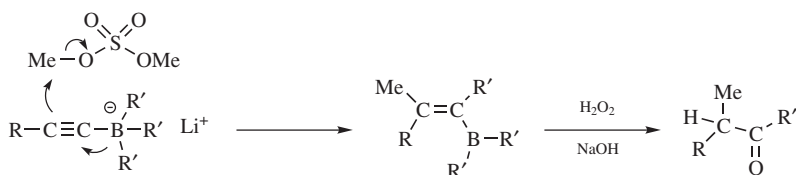


A hydrogen directly attached to a triple-bond carbon can be replaced in high yield by an alkyl or an aryl group, by treatment of the lithium acetylide with a trialkyl- or triarylborane, followed by reaction of the lithium alkynyltrialkylborate **94** with iodine.⁴⁵³ The R' group may be primary or secondary alkyl as well as aryl, so the reaction has a broader scope than the older reaction **10-74**.⁴⁵⁴ The R group may be alkyl, aryl, or hydrogen, though in the last-mentioned case satisfactory yields are obtained only if lithium acetylide–ethylenediamine is used as the starting



compound.⁴⁵⁵ Optically active alkynes can be prepared by using optically active hexylborinates (RR^3BOR^2 , $\text{R}^2 = \text{hexyl}$), where R is chiral, and $\text{LiC}\equiv\text{CSiMe}_3$.⁴⁵⁶ The reaction can be adapted to the preparation of alkenes⁴¹⁴ by treatment of **94** with an electrophile such as propanoic acid⁴⁵⁷ or tributyltin chloride.⁴⁵⁸ The reaction with Bu_3SnCl produces the (Z)-alkene stereoselectively.

Treatment of **94** with an electrophile, such as methyl sulfate, allyl bromide, or triethyloxonium borofluoride, followed by oxidation of the resulting vinylic borane gives a ketone (illustrated for methyl sulfate):⁴⁵⁹



⁴⁵³Suzuki, A.; Miyaura, N.; Abiko, S.; Itoh, M.; Brown, H.C.; Sinclair, J.A.; Midland, M.M. *J. Org. Chem.* **1986**, *51*, 4507; Sikorski, J.A.; Bhat, N.G.; Cole, T.E.; Wang, K.K.; Brown, H.C. *J. Org. Chem.* **1986**, *51*, 4521. For a review of reactions of organoborates, see Suzuki, A. *Acc. Chem. Res.* **1982**, *15*, 178.

⁴⁵⁴For a study of the relative migratory aptitudes of R', see Slayden, S.W. *J. Org. Chem.* **1981**, *46*, 2311.

⁴⁵⁵Midland, M.M.; Sinclair, J.A.; Brown, H.C. *J. Org. Chem.* **1974**, *39*, 731.

⁴⁵⁶Brown, H.C.; Mahindroo, V.K.; Bhat, N.G.; Singaram, B. *J. Org. Chem.* **1991**, *56*, 1500.

⁴⁵⁷Miyaura, N.; Yoshinari, T.; Itoh, M.; Suzuki, A. *Tetrahedron Lett.* **1974**, 2961; Pelter, A.; Gould, K.J.; Harrison, C.R. *Tetrahedron Lett.* **1975**, 3327.

⁴⁵⁸Hooz, J.; Mortimer, R. *Tetrahedron Lett.* **1976**, 805; Wang, K.K.; Chu, K. *J. Org. Chem.* **1984**, *49*, 5175.

⁴⁵⁹Pelter, A.; Drake, R.A. *Tetrahedron Lett.* **1988**, *29*, 4181.

Note that there are reactions that involve $N \rightarrow O$ rearrangements, including those mediated by silicon.⁴⁶⁰

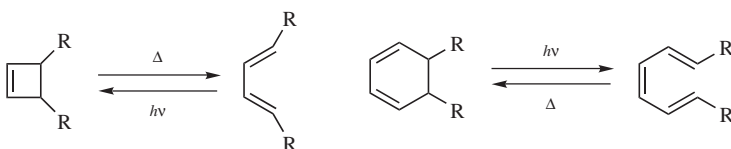
NON-1,2 REARRANGEMENTS

A. Electrocyclic Rearrangements

18-27 Electrocyclic Rearrangements of Cyclobutenes and 1,3-Cyclohexadienes

(4)*seco*-1/4/Detachment; (4)*cyclo*-1/4/Attachment

(6)*seco*-1,6/Detachment; (6)*cyclo*-1/6/Attachment



Cyclobutenes and 1,3-dienes can be interconverted by treatment with uv light or with heat.⁴⁶¹ The thermal reaction is generally not reversible (although exceptions⁴⁶² are known), and many cyclobutenes have been converted to 1,3-dienes by heating at temperatures between 100 and 200°C. The photochemical conversion can in principle be carried out in either direction, but most often 1,3-dienes are converted to cyclobutenes rather than the reverse, because the dienes are stronger absorbers of light at the wavelengths used.⁴⁶³ In a similar reaction, 1,3-cyclohexadienes interconvert with 1,3,5-trienes, but in this case the ring-closing process is generally favored thermally and the ring-opening process photochemically, though exceptions are known in both directions.⁴⁶⁴ Substituent effects can lead to acceleration of the electrocyclozation process.⁴⁶⁵ Torquoselectivity in cyclobutene ring opening reaction has been examined.⁴⁶⁶

⁴⁶⁰Talami, S.; Stirling, C.J.M. *Can. J. Chem.* **1999**, *77*, 1105.

⁴⁶¹See Dolbier Jr., W.R.; Koroniak, H.; Houk, K.N.; Sheu, C. *Acc. Chem. Res.* **1996**, *29*, 471; Niwayama, S.; Kallel, E.A.; Spellmeyer, D.C.; Sheu, C.; Houk, K.N. *J. Org. Chem.* **1996**, *61*, 2813. The effect of pressure on this reaction has been discussed, see Jenner, G. *Tetrahedron* **1998**, *54*, 2771.

⁴⁶²For example; see Shumate, K.M.; Neuman, P.N.; Fonken, G.J. *J. Am. Chem. Soc.* **1965**, *87*, 3996; Gil-Av, E.; Herling, J. *Tetrahedron Lett.* **1967**, *1*; Doorakian, G.A.; Freedman, H.H. *J. Am. Chem. Soc.* **1968**, *90*, 3582; Brune, H.A.; Schwab, W. *Tetrahedron* **1969**, *25*, 4375; Steiner, R.P.; Michl, J. *J. Am. Chem. Soc.* **1978**, *100*, 6413.

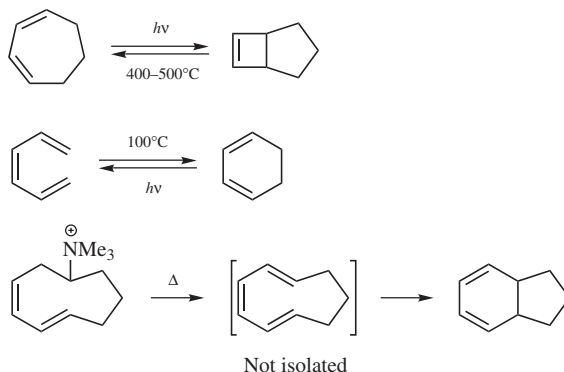
⁴⁶³For examples of photochemical conversion of a cyclobutene to a 1,3-diene, see Scerer, Jr., K.V. *J. Am. Chem. Soc.* **1968**, *90*, 7352; Saltiel, J.; Lim, L.N. *J. Am. Chem. Soc.* **1969**, *91*, 5404; Adam, W.; Oppenländer, T.; Zang, G. *J. Am. Chem. Soc.* **1985**, *107*, 3921; Dauben, W.G.; Haubrich, J.E. *J. Org. Chem.* **1988**, *53*, 600.

⁴⁶⁴For a review of photochemical rearrangements in trienes, see Dauben, W.G.; McInnis, E.L.; Michno, D.M., in de Mayo, P. *Rearrangements in Ground and Excited States*, Vol. 3, Academic Press, NY, **1980**, pp. 91–129. For an *ab initio* study see Rodríguez-Otero, J. *J. Org. Chem.* **1999**, *64*, 6842.

⁴⁶⁵Tanaka, K.; Mori, H.; Yamamoto, M.; Katsumura, S. *J. Org. Chem.* **2001**, *66*, 3099.

⁴⁶⁶Yasui, M.; Naruse, Y.; Inagaki, S. *J. Org. Chem.* **2004**, *69*, 7246.

Some examples are



Ref.⁴⁶⁷

An interesting example of 1,3-cyclohexadiene–1,3,5-triene interconversion is the reaction of norcaradienes to give cycloheptatrienes.⁴⁶⁸ Norcaradienes give this reaction so readily (because they are *cis*-1,2-divinylcyclopropanes, see p. 1661) that they cannot generally be isolated, though some exceptions are known^{469,470} (see also, p. 1239).



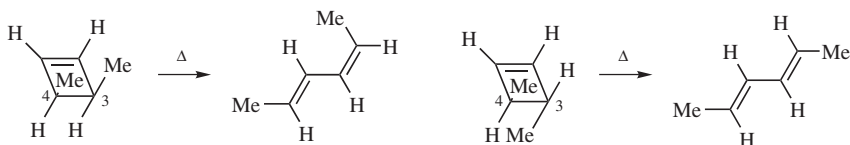
⁴⁶⁷Dauben, W.G.; Cargill, R.L. *Tetrahedron* **1961**, *12*, 186; Chapman, O.L.; Pasto, D.J.; Borden, G.W.; Griswold, A.A. *J. Am. Chem. Soc.* **1962**, *84*, 1220.

⁴⁶⁸For reviews of the norcaradiene-cycloheptatriene interconversion and the analogous benzene oxide–oxepin interconversion, see Maier, G. *Angew. Chem. Int. Ed.* **1967**, *6*, 402; Vogel, E.; Günther, H. *Angew. Chem. Int. Ed.* **1967**, *6*, 385; Vogel, E. *Pure Appl. Chem.* **1969**, *20*, 237.

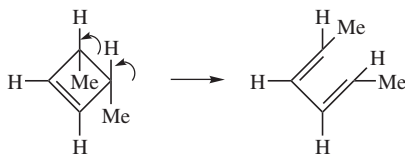
⁴⁶⁹Ciganek, E. *J. Am. Chem. Soc.* **1967**, *89*, 1454; Mukai, T.; Kubota, H.; Toda, T. *Tetrahedron Lett.* **1967**, 3581; Maier, G.; Heep, U. *Chem. Ber.* **1968**, *101*, 1371; Ciganek, E. *J. Am. Chem. Soc.* **1971**, *93*, 2207; Dürr, H.; Kober, H. *Tetrahedron Lett.* **1972**, 1255, 1259; Vogel, E.; Wiedemann, W.; Roth, H.D.; Eimer, J.; Günther, H. *Liebigs Ann. Chem.* **1972**, 759, 1; Bannerman, C.G.F.; Cadogan, J.I.G.; Gosney, I.; Wilson, N.H. *J. Chem. Soc., Chem. Commun.* **1975**, 618; Takeuchi, K.; Kitagawa, T.; Senzaki, Y.; Okamoto, K. *Chem. Lett.* **1983**, 73; Kawase, T.; Iyoda, M.; Oda, M. *Angew. Chem. Int. Ed.* **1987**, *26*, 559.

⁴⁷⁰See, for example, Ciganek, E. *J. Am. Chem. Soc.* **1967**, *89*, 1454; Mukai, T.; Kubota, H.; Toda, T. *Tetrahedron Lett.* **1967**, 3581; Maier, G.; Heep, U. *Chem. Ber.* **1968**, *101*, 1371; Ciganek, E. *J. Am. Chem. Soc.* **1971**, *93*, 2207; Dürr, H.; Kober, H. *Tetrahedron Lett.* **1972**, 1255, 1259; Vogel, E.; Wiedemann, W.; Roth, H.D.; Eimer, J.; Günther, H. *Liebigs Ann. Chem.* **1972**, 759, 1; Bannerman, C.G.F.; Cadogan, J.I.G.; Gosney, I.; Wilson, N.H. *J. Chem. Soc., Chem. Commun.* **1975**, 618; Takeuchi, K.; Kitagawa, T.; Senzaki, Y.; Okamoto, K. *Chem. Lett.* **1983**, 73; Kawase, T.; Iyoda, M.; Oda, M. *Angew. Chem. Int. Ed.* **1987**, *26*, 559.

These reactions, called *electrocyclic rearrangements*,⁴⁷¹ take place by pericyclic mechanisms. The evidence comes from stereochemical studies, which show a remarkable stereospecificity whose direction depends on whether the reaction is induced by heat or light. For example, it was found for the thermal reaction that *cis*-3,4-dimethylcyclobutene gave only *cis,trans*-2,4-hexadiene, while the *trans* isomer gave only the *trans-trans* diene.⁴⁷²



This is evidence for a four-membered cyclic transition state and arises from conrotatory motion about the C-3–C-4 bond.⁴⁷³ It is called conrotatory because both movements are clockwise (or both counterclockwise). Because both rotate in the same direction, the *cis* isomer gives the *cis-trans* diene:⁴⁷⁴



The other possibility (*disrotatory* motion) would have one moving clockwise while the other moves counterclockwise; the *cis* isomer would have given the *cis-cis*

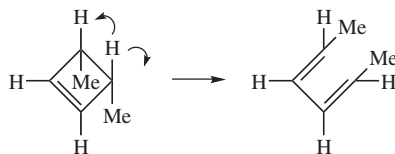
⁴⁷¹For a monograph on thermal isomerizations, which includes electrocyclic and sigmatropic rearrangements, as well as other types, see Gajewski, J.J. *Hydrocarbon Thermal Isomerizations*, Academic Press, NY, **1981**. For a monograph on electrocyclic reactions, see Marvell, E.N. *Thermal Electrocyclic Reactions*, Academic Press, NY, **1980**. For reviews, see Dolbier, W.R.; Koroniak, H. *Mol. Struct. Energ.*, **1988**, *8*, 65; Laarhoven, W.H. *Org. Photochem.* **1987**, *9*, 129; George, M.V.; Mitra, A.; Sukumaran, K.B. *Angew. Chem. Int. Ed.* **1980**, *19*, 973; Jutz, J.C. *Top. Curr. Chem.* **1978**, *73*, 125; Gilchrist, T.L.; Storr, R.C. *Organic Reactions and Orbital Symmetry*, Cambridge University Press, Cambridge, **1972**, pp. 48–72; DeWolfe, R.H. in Bamford, C.H.; Tipper, C.F.H. *Comprehensive Chemical Kinetics*, Vol. 9, Elsevier, NY, **1973**; pp. 461–470; Crowley, K.J.; Mazzocchi, P.H., in Zabicky, J. *The Chemistry of Alkenes*, Vol. 2, Wiley, NY, **1970**, pp. 284–297; Criegee, R. *Angew. Chem. Int. Ed.* **1968**, *7*, 559; Vollmer, J.J.; Servis, K.L. *J. Chem. Educ.* **1968**, *45*, 214. For a review of isotope effects in these reactions, see Gajewski, J.J. *Isot. Org. Chem.* **1987**, *7*, 115. For a related review, see Schultz, A.G.; Motyka, L. *Org. Photochem.* **1983**, *6*, 1.

⁴⁷²Winter, R.E.K. *Tetrahedron Lett.* **1965**, 1207. Also see, Vogel, E. *Liebigs Ann. Chem.* **1958**, *615*, 14; Criegee, R.; Noll, K. *Liebigs Ann. Chem.* **1959**, *627*, 1.

⁴⁷³The mechanism of cyclobutene thermal isomerization has been examined. See Baldwin, J.E.; Gallagher, S.S.; Leber, P.A.; Raghavan, A.S.; Shukla, R. *J. Org. Chem.* **2004**, *69*, 7212.

⁴⁷⁴This picture is from Woodward, R.B.; Hoffmann, R. *J. Am. Chem. Soc.* **1965**, *87*, 395, who coined the terms, *conrotatory* and *disrotatory*.

diene (shown) or the trans–trans diene:



If the motion had been disrotatory, this would still have been evidence for a cyclic mechanism. If the mechanism were a diradical or some other kind of noncyclic process, it is likely that no stereospecificity of either kind would have been observed. The reverse reaction is also conrotatory. In contrast, the photochemical cyclobutene: 1,3-Diene interconversion is *disrotatory* in either direction.⁴⁷⁵ On the other hand, the cyclohexadiene: 1,3,5-Triene interconversion shows precisely the opposite behavior. The thermal process is *disrotatory*, while the photochemical process is *conrotatory* (in either direction). These startling results are a consequence of the symmetry rules mentioned in Chapter 15 (p. 1208).⁴⁷⁶ As in the case of cycloaddition reactions, we will use the frontier orbital and Möbius–Hückel approaches.⁴⁷⁷

The Frontier Orbital Method⁴⁷⁸

As applied to these reactions, the frontier orbital method may be expressed: *A σ bond will open in such a way that the resulting p orbitals will have the symmetry of the highest occupied π orbital of the product.* In the case of cyclobutenes, the HOMO of the product in the thermal reaction is the χ_2 orbital (Fig. 18.1).

⁴⁷⁵Photochemical ring opening of cyclobutenes can also be nonstereospecific. See Leigh, W.J.; Zheng, K. *J. Am. Chem. Soc.* **1991**, *113*, 4019; Leigh, W.J.; Zheng, K.; Nguyen, N.; Werstiuk, N.H.; Ma, J. *J. Am. Chem. Soc.* **1991**, *113*, 4993, and references cited therein.

⁴⁷⁶Woodward, R.B.; Hoffmann, R. *J. Am. Chem. Soc.* **1965**, *87*, 395. Also see, Longuet-Higgins, H.C.; Abrahamson, E.W. *J. Am. Chem. Soc.* **1965**, *87*, 2045; Fukui, K. *Tetrahedron Lett.* **1965**, 2009.

⁴⁷⁷For the correlation diagram method, see Jones, R.A.Y. *Physical and Mechanistic Organic Chemistry*, 2nd ed., Cambridge University Press, Cambridge, **1984**, pp. 352–359; Yates, K. *Hückel Molecular Orbital Theory*, Academic Press, NY, **1978**, pp. 250–263. Also see, Zimmerman, H.E., in Marchand, A.P.; Lehr, R.E. *Pericyclic Reactions*, Vol. 2, Academic Press, NY, **1977**, pp. 53–107; *Acc. Chem. Res.* **1971**, *4*, 272; *J. Am. Chem. Soc.* **1966**, *88*, 1564, 1566; Dewar, M.J.S. *Angew. Chem. Int. Ed.* **1971**, *10*, 761; Jefford, C.W.; Burger, U. *Chimia* **1971**, *25*, 297; Herndon, W.C. *J. Chem. Educ.* **1981**, *58*, 371.

⁴⁷⁸Fukui, K.; Fujimoto, H. *Bull. Chem. Soc. Jpn.* **1967**, *40*, 2018; **1969**, *42*, 3399; Fukui, K. *Fortschr. Chem. Forsch.* **1970**, *15*, 1; *Acc. Chem. Res.* **1971**, *4*, 57; Houk, K.N. *Acc. Chem. Res.* **1975**, *8*, 361. See also, Chu, S. *Tetrahedron* **1978**, *34*, 645. For a monograph on frontier orbitals see Fleming, I. *Pericyclic Reactions*, Oxford University Press, Oxford, **1999**. For reviews, see Fukui, K. *Angew. Chem. Int. Ed.* **1982**, *21*, 801; Houk, K.N., in Marchand, A.P.; Lehr, R.F. *Pericyclic Reactions*, Vol. 2, Academic Press, NY, **1977**, pp. 181–271.

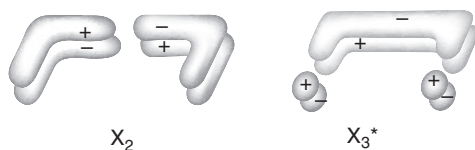


Fig. 18.1. Symmetries of the X_2 and X_3^* orbitals of a conjugated diene.

Therefore, in a thermal process, the cyclobutene must open so that on one side the positive lobe lies above the plane, and on the other side below it. Thus the substituents are forced into conrotatory motion (Fig. 18.2). On the other hand, in the photochemical process, the HOMO of the product is now the χ_3 orbital (Fig. 18.1), and in order for the p orbitals to achieve this symmetry (the two plus lobes on the same side of the plane), the substituents are forced into disrotatory motion.

We may also look at this reaction from the opposite direction (ring closing). For this direction, the rule is that *those lobes of orbitals that overlap (in the HOMO) must be of the same sign*. For thermal cyclization of butadienes, this requires conrotatory motion (Fig. 18.3). In the photochemical process the HOMO is the χ_3 orbital, so that disrotatory motion is required for lobes of the same sign to overlap.

The Möbius–Hückel Method⁴⁸¹

As we saw on p. 1210, in this method we choose a basis set of p orbitals and look for sign inversions in the transition state. Figure 18.4 shows a basis set for a 1,3-diene. It is seen that disrotatory ring closing (Fig. 18.4a) results in overlap of plus lobes only, while in conrotatory closing (Fig. 18.4b) there is one overlap of a plus

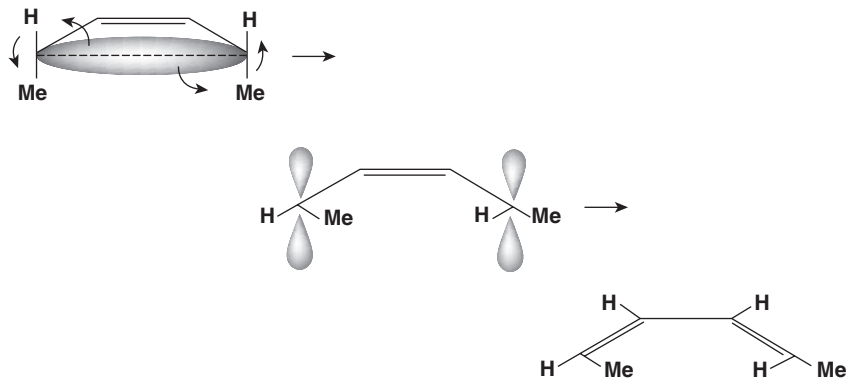


Fig. 18.2. Thermal opening of 1,2-dimethylcyclobutene. The two hydrogens and two methyls are forced into conrotatory motion so that the resulting p orbitals have the symmetry of the HOMO of the diene.

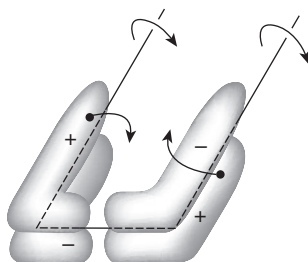


Fig. 18.3. Thermal ring closing of a 1,3-diene. Conrotatory motion is required for two + lobes to overlap.

with a minus lobe. In the first case, we have zero sign inversions, while in the second there is one sign inversion. With zero (or an even number of) sign inversions, the disrotatory transition state is a Hückel system, and so is allowed thermally only if the total number of electrons is $4n + 2$ (p. 1211). Since the total here is 4, the

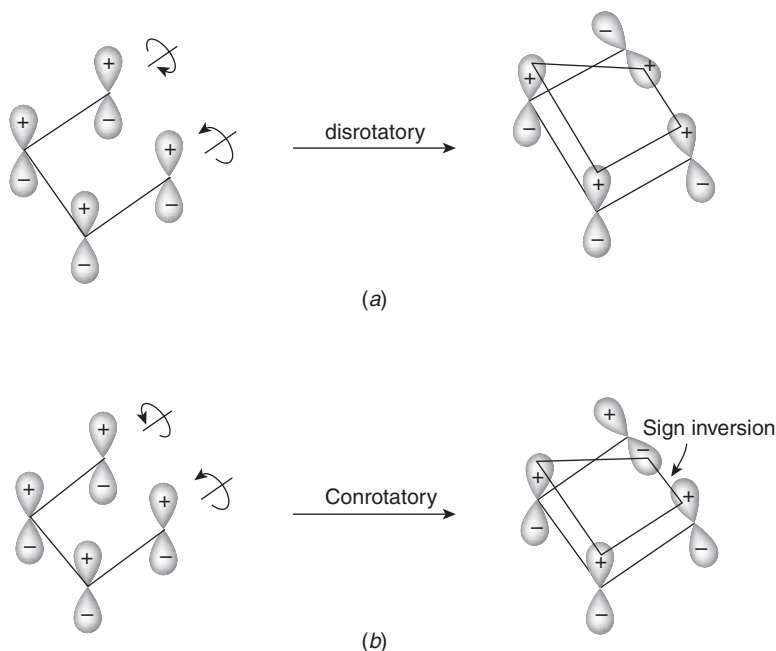



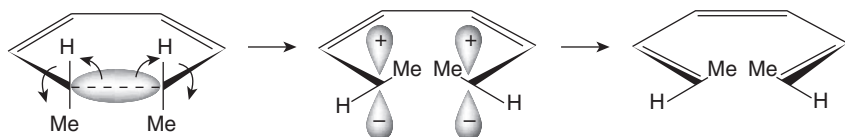
Fig. 18.4. The 1,3-diene–cyclobutene interconversion. The orbitals shown are *not* molecular orbitals, but a basis set of *p*-atomic orbitals. (a) Disrotatory ring closure gives zero sign inversion. (b) Conrotatory ring closure gives one sign inversion. We could have chosen to show any other basis set (e.g., another basis set would have two plus lobes above the plane and two below, etc.). This would change the number of sign inversion, but the disrotatory mode would still have an even number of sign inversions, and the conrotatory mode an odd number, whichever basis set was chosen.

disrotatory process is not allowed. On the other hand, the conrotatory process, with one sign inversion, is a Möbius system, which is thermally allowed if the total number is $4n$. The conrotatory process is therefore allowed thermally. For the photochemical reactions, the rules are reversed: A reaction with $4n$ electrons requires a Hückel system, so only the disrotatory process is allowed.

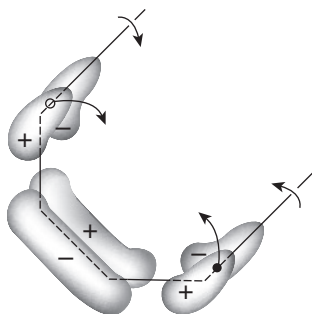
Both the frontier orbital and the Möbius–Hückel methods can also be applied to the cyclohexadiene: 1,3,5-triene reaction;⁴⁷⁹ in either case the predicted result is that for the thermal process, only the disrotatory pathway is allowed, and for the photochemical process, only the conrotatory. For example, for a 1,3,5-triene, the symmetry of the HOMO is



In the thermal cleavage of cyclohexadienes, then, the positive lobes must lie on the same side of the plane, requiring disrotatory motion:



Disrotatory motion is also necessary for the reverse reaction, in order that the orbitals that overlap may be of the same sign:

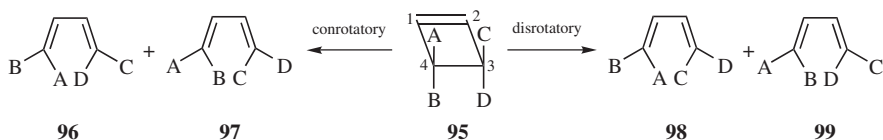


⁴⁷⁹For a discussion of the transition structures and energy, see Zora, M. *J. Org. Chem.* **2004**, *69*, 1940.

All these directions are reversed for photochemical processes, because in each case a higher orbital, with inverted symmetry, is occupied.

In the Möbius–Hückel approach, diagrams similar to Fig. 18.4 can be drawn for this case. Here too, the disrotatory pathway is a Hückel system and the conrotatory pathway a Möbius system, but since six electrons are now involved, the thermal reaction follows the Hückel pathway and the photochemical reaction the Möbius pathway.

In the most general case, there are four possible products that can arise from a given cyclobutene or cyclohexadiene: two from the conrotatory and two from the disrotatory pathway. For example, conrotatory ring opening of **95** gives either **96** or **97**, while disrotatory opening gives either **98** or **99**. The orbital-symmetry rules tell us when a given reaction will operate by the conrotatory and when by the disrotatory mode, but they do not say which of the two possible conrotatory or disrotatory pathways will be followed. It is often possible,



however, to make such predictions on steric grounds. For example, in the opening of **95** by the disrotatory pathway, **98** arises when groups A and C swing in toward each other (clockwise motion around C-4, counterclockwise around C-3), while **99** is formed when groups B and D swing in and A and C swing out (clockwise motion around C-3, counterclockwise around C-4). We therefore predict that when A and C are larger than B and D, the predominant or exclusive product will be **99**, rather than **98**. Predictions of this kind have largely been borne out.⁴⁸⁰ There is evidence, however, that steric effects⁴⁸¹ are not the only factor, and that electronic effects also play a role, which may be even greater.⁴⁸² An electron-donating group stabilizes the transition state when it rotates *outward*, because it mixes with the LUMO; if it rotates *inward*, it mixes with the HOMO, destabilizing the transition state.⁴⁸³ The compound 3-formylcyclobutene provided a test. Steric factors would cause the CHO

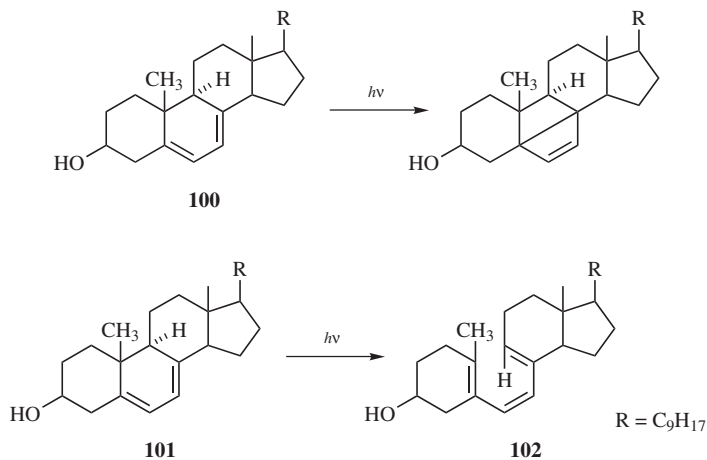
⁴⁸⁰For example, see Baldwin, J.E.; Krueger, S.M. *J. Am. Chem. Soc.* **1969**, *91*, 6444; Spangler, C.W.; Hennis, R.P. *J. Chem. Soc., Chem. Commun.* **1972**, 24; Gesche, P.; Klinger, F.; Riesen, A.; Tschamber, T.; Zehnder, M.; Streith, J. *Helv. Chim. Acta* **1987**, *70*, 2087.

⁴⁸¹Leigh, W.J.; Postigo, J.A. *J. Am. Chem. Soc.* **1995**, *117*, 1688.

⁴⁸²Kirmse, W.; Rondan, N.G.; Houk, K.N. *J. Am. Chem. Soc.* **1984**, *106*, 7989; Dolbier, Jr., W.R.; Gray, T.A.; Keaffaber, J.J.; Celewicz, L.; Koroniak, H. *J. Am. Chem. Soc.* **1990**, *112*, 363; Hayes, R.; Ingham, S.; Saengchantara, S.T.; Wallace, T.W. *Tetrahedron Lett.* **1991**, 32, 2953.

⁴⁸³For theoretical studies, see Buda, A.B.; Wang, Y.; Houk, K.N. *J. Org. Chem.* **1989**, *54*, 2264; Kallel, E.A.; Wang, Y.; Spellmeyer, D.C.; Houk, K.N. *J. Am. Chem. Soc.* **1990**, *112*, 6759.

(an electron-withdrawing group) to rotate outward; electronic effects would cause it to rotate inward. The experiment showed inward rotation.⁴⁸⁴



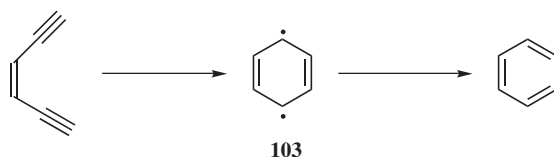
Cyclohexadienes are of course 1,3-dienes, and in certain cases it is possible to convert them to cyclobutenes instead of to 1,3,5-trienes.⁴⁸⁵ An interesting example is found in the pyrocalciferols. Photolysis of the syn isomer **100** (or of the other syn isomer, not shown) leads to the corresponding cyclobutene,⁴⁸⁶ while photolysis of the anti isomers (one of them is **101**) gives the ring-opened 1,3,5-triene, **102**. This difference in behavior is at first sight remarkable, but is easily explained by the orbital-symmetry rules. Photochemical ring opening to a 1,3,5-triene must be conrotatory. If **100** were to react by this pathway, the product would be the triene **102**, but this compound would have to contain a *trans*-cyclohexene ring (either the methyl group or the hydrogen would have to be directed inside the ring). On the other hand, photochemical conversion to a cyclobutene must be disrotatory, but if **101** were to give this reaction, the product would have to have a *trans*-fused ring junction. Compounds with such ring junctions are known (p. 188), but are very strained. Stable *trans*-cyclohexenes are unknown (p. 226). Thus, **100** and **101** give the products they do owing to a combination of orbital-symmetry rules and steric influences.

⁴⁸⁴Rudolf, K.; Spellmeyer, D.C.; Houk, K.N. *J. Org. Chem.* **1987**, *52*, 3708; Piers, E.; Lu, Y.-F. *J. Org. Chem.* **1989**, *54*, 2267.

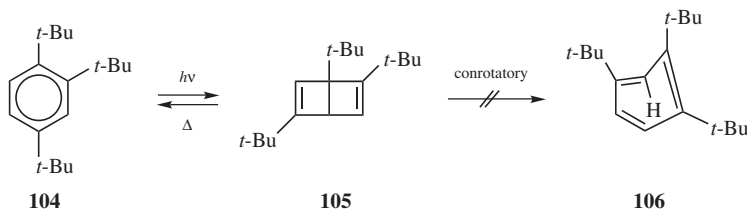
⁴⁸⁵For a discussion of the factors favoring either direction, see Dauben, W.G.; Kellogg, M.S.; Seeman, J.I.; Vietmeyer, N.D.; Wendschuh, P.H. *Pure Appl. Chem.* **1973**, *33*, 197.

⁴⁸⁶Dauben, W.G.; Fonken, G.J. *J. Am. Chem. Soc.* **1959**, *81*, 4060. This was the first reported example of the conversion of a 1,3-diene to a cyclobutene.

A variation of this process is the *Bergmann cyclization*,⁴⁸⁷ where an ene-diyne cyclizes to a biradical (**103**) and then aromatizes as shown.



Simply heating the ene-diyne will usually lead to aromatization via this pathway.⁴⁸⁸ Quinones can be formed via Bergman cyclization⁴⁸⁹ and there are other synthetic applications.⁴⁹⁰ The role of vinyl substitution has been examined.⁴⁹¹ An aza-Bergman cyclization is known.⁴⁹²



The 1,3-diene-cyclobutene interconversion can even be applied to benzene rings. For example,⁴⁹³ photolysis of 1,2,4-tri-*tert*-butylbenzene (**104**) gives

⁴⁸⁷Bergman, R.G. *Accs. Chem. Res.* **1973**, *6*, 25; Darby, N.; Kim, C.U.; Shelton, K.W.; Takada, S.; Masamune, S. *J. Chem. Soc. (D)*, **1971**, *23*, 1516; Adam, W.; Krebs, O. *Chem. Rev.* **2003**, *103*, 4131. For a discussion of electronic and stereoelectronic effects see Pourde II, G.W.; Warner, P.M.; Parrish, D.A.; Jones, G.B. *J. Org. Chem.* **2002**, *67*, 5369; Jones, G.B.; Wright, J.M.; Hynd, G.; Wyatt, J.K.; Warner, P.M.; Huber, R.S.; Li, A.; Kilgore, M.W.; Sticca, R.P.; Pollenz, R.S. *J. Org. Chem.* **2002**, *67*, 5727. For polar effects, see Schmittl, M.; Kiau, S. *Chem. Lett.* **1995**, 953; Grissom, J.W.; Calkins, T.L.; McMillen, H.A.; Jiang, Y. *J. Org. Chem.* **1994**, *59*, 5833. For free-energy relationships see Choy, N.; Kim, C.-S.; Ballestero, C.; Artigas, L.; Diez, C.; Lichtenberger, F.; Shapiro, J.; Russell, K.C. *Tetrahedron Lett.* **2000**, *41*, 6955.

⁴⁸⁸For examples, see Grissom, J.W.; Klingberg, D. *Tetrahedron Lett.* **1995**, *36*, 6607; Danheiser, R.L.; Gould, A.E.; de la Pradilla, R.F.; Helgason, A.L. *J. Org. Chem.* **1994**, *59*, 5514; Grissom, J.W.; Calkins, T.L.; McMillen, H.A. *J. Org. Chem.* **1993**, *58*, 6556; Tanaka, H.; Yamada, H.; Matsuda, A.; Takahashi, T. *Synlett* **1997**, 381.

⁴⁸⁹Jones, G.B.; Warner, P.M. *J. Org. Chem.* **2001**, *66*, 8669.

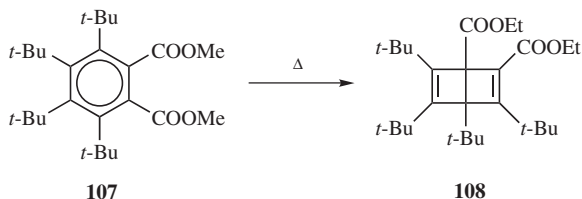
⁴⁹⁰Bowles, D.M.; Palmer, G.J.; Landis, C.A.; Scott, J.L.; Anthony, J.E. *Tetrahedron* **2001**, *57*, 3753.

⁴⁹¹Jones, G.B.; Warner, P.M. *J. Am. Chem. Soc.* **2001**, *123*, 2134.

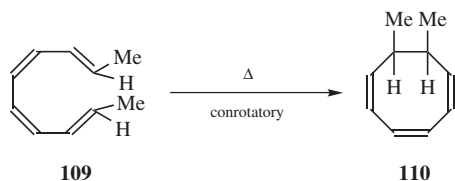
⁴⁹²Feng, L.; Kumar, D.; Kerwin, S.M. *J. Org. Chem.* **2003**, *68*, 2234.

⁴⁹³Unsubstituted Dewar benzene has been obtained, along with other photoproducts, by photolysis of benzene: Ward, H.R.; Wishnok, J.S. *J. Am. Chem. Soc.* **1968**, *90*, 1085; Bryce-Smith, D.; Gilbert, A.; Robinson, D.A. *Angew. Chem. Int. Ed.* **1971**, *10*, 745. For other examples, see Arnett, E.M.; Bollinger, J.M. *Tetrahedron Lett.* **1964**, 3803; Camaggi, G.; Gozzo, F.; Cevidalli, G. *Chem. Commun.* **1966**, 313; Haller, I. *J. Am. Chem. Soc.* **1966**, *88*, 2070; *J. Chem. Phys.* **1967**, *47*, 1117; Barlow, M.G.; Haszeldine, R.N.; Hubbard, R. *Chem. Commun.* **1969**, 202; Lemal, D.M.; Staros, J.V.; Austel, V. *J. Am. Chem. Soc.* **1969**, *91*, 3373.

1,2,5-tri-*tert*-butyl[2.2.0]hexadiene (**105**, a Dewar benzene).⁴⁹⁴ The reaction owes its success to the fact that once **105** is formed, it cannot, under the conditions used, revert to **104** by either a thermal or a photochemical route. The orbital-symmetry rules prohibit thermal conversion of **105** to **104** by a pericyclic mechanism, because thermal conversion of a cyclobutene to a 1,3-diene must be conrotatory, and conrotatory reaction of **105** would result in a 1,3,5-cyclohexatriene containing one *trans* double bond (**106**), which is of course too strained to exist. Compound **105** cannot revert to **104** by a photochemical pathway either, because light of the frequency used to excite **104** would not be absorbed by **105**. This is thus another example of a molecule that owes its stability to the orbital-symmetry rules (see p. 1232). Pyrolysis of **105** does give **104**, probably by a diradical mechanism.⁴⁹⁵ In the case of **107** and **108**, the Dewar benzene is actually more stable than the benzene. Compound **107** rearranges to **108** in 90% yield at 120°C.⁴⁹⁶ In this case, thermolysis of the benzene gives the Dewar benzene (rather than the reverse), because of the strain of four adjacent *tert*-butyl groups on the ring.



A number of electrocyclic reactions have been carried out with systems of other sizes, for example, conversion of the 1,3,5,7-octatetraene **109** to the cyclooctatriene **110**.⁴⁹⁷ The stereochemistry of these reactions can be predicted in a



⁴⁹⁴Wilzbach, K.E.; Kaplan, L. *J. Am. Chem. Soc.* **1965**, *87*, 4004; van Tamelen, E.E.; Pappas, S.P.; Kirk, K.L. *J. Am. Chem. Soc.* **1971**, *93*, 6092; van Tamelen, E.E. *Acc. Chem. Res.* **1972**, *5*, 186. As mentioned on p. \$\$\$ (Lemal, D.M.; Lokensgard, J.P. *J. Am. Chem. Soc.* **1966**, *88*, 5934; Schäfer, W.; Criegee, R.; Askani, R.; Grüner, H. *Angew. Chem. Int. Ed.* **1967**, *6*, 78), Dewar benzenes can be photolyzed further to give prismanes.

⁴⁹⁵See, for example, Oth, J.F.M. *Recl. Trav. Chim. Pays-Bas* **1968**, *87*, 1185; Adam, W.; Chang, J.C. *Int. J. Chem. Kinet.*, **1969**, *1*, 487; Lechtken, P.; Breslow, R.; Schmidt, A.H.; Turro, N.J. *J. Am. Chem. Soc.* **1973**, *95*, 3025; Wingert, H.; Irgartinger, H.; Kallfass, D.; Regitz, M. *Chem. Ber.* **1987**, *120*, 825.

⁴⁹⁶Maier, G.; Schneider, K. *Angew. Chem. Int. Ed.* **1980**, *19*, 1022. See also, Wingert, H.; Maas, G.; Regitz, M. *Tetrahedron* **1986**, *42*, 5341.

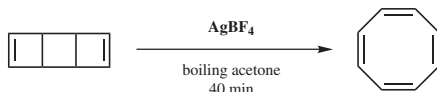
⁴⁹⁷Marvell, E.N.; Seubert, J. *J. Am. Chem. Soc.* **1967**, *89*, 3377; Huisgen, R.; Dahmen, A.; Huber, H. *J. Am. Chem. Soc.* **1967**, *89*, 7130, *Tetrahedron Lett.* **1969**, 1461; Dahmen, A.; Huber, H. *Tetrahedron Lett.* **1969**, 1465.

similar manner. The results of such predictions can be summarized according to whether the number of electrons involved in the cyclic process is of the form $4n$ or $4n + 2$ (where n is any integer including zero).

	Thermal Reaction	Photochemical Reaction
$4n$	Conrotatory	Disrotatory
$4n + 2$	Disrotatory	Conrotatory

Although the orbital-symmetry rules predict the stereochemical results in almost all cases, it is necessary to recall (p. 1210) that they only say what is allowed and what is forbidden, but the fact that a reaction is allowed does not necessarily mean that the reaction takes place, and if an allowed reaction does take place, it does not *necessarily* follow that a concerted pathway is involved, since other pathways of lower energy may be available.⁴⁹⁸ Furthermore, a “forbidden” reaction might still be made to go, if a method of achieving its high activation energy can be found. This was, in fact, done for the cyclobutene butadiene interconversion (*cis*-3,4-dichlorocyclobutene gave the forbidden *cis*-, *cis*- and *trans*, *trans*-1,4-dichloro-1,3-butadienes, as well as the allowed *cis*, *trans* isomer) by the use of ir laser light.⁴⁹⁹ This is a thermal reaction. The laser light excites the molecule to a higher vibrational level (p. 330), but not to a higher electronic state.

As is the case for [2+2]-cycloaddition reactions (**15-63**), certain forbidden electrocyclic reactions can be made to take place by the use of metallic catalysts.⁵⁰⁰ An example is the silver ion-catalyzed conversion of tricyclo[4.2.0.0^{2,5}]octa-3,7-diene to cyclooctatetraene:⁵⁰¹



This conversion is very slow thermally (i.e., without the catalyst) because the reaction must take place by a disrotatory pathway, which is disallowed thermally.⁵⁰² In another example, the major thermal product from the barrelene anion is a

⁴⁹⁸For a discussion, see Baldwin, J.E.; Andrist, A.H.; Pinschmidt Jr., R.K. *Acc. Chem. Res.* **1972**, 5, 402.

⁴⁹⁹Mao, C.; Presser, N.; John, L.; Moriarty, R.M.; Gordon, R.J. *J. Am. Chem. Soc.* **1981**, 103, 2105.

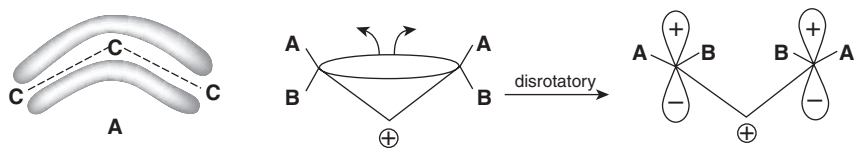
⁵⁰⁰For a review, see Pettit, R.; Sugahara, H.; Wristers, J.; Merk, W. *Discuss. Faraday Soc.* **1969**, 47, 71. See also, Labunskaya, V.I.; Shebaldova, A.D.; Khidekel', M.L. *Russ. Chem. Rev.* **1974**, 43, 1; Mango, F.D. *Top. Curr. Chem.* **1974**, 45, 39; *Tetrahedron Lett.* **1973**, 1509; *Intra-Sci. Chem. Rep.* **1972**, 6 (3), 171; *CHEMTECH* **1971**, 1, 758; *Adv. Catal.* **1969**, 20, 291; Mango, F.D.; Schachtschneider, J.H. *J. Am. Chem. Soc.* **1971**, 93, 1123; **1969**, 91, 2484; van der Lugt, W.T.A.M. *Tetrahedron Lett.* **1970**, 2281; Wristers, J.; Brenner, L.; Pettit, R. *J. Am. Chem. Soc.* **1970**, 92, 7499.

⁵⁰¹Merk, W.; Pettit, R. *J. Am. Chem. Soc.* **1967**, 89, 4788.

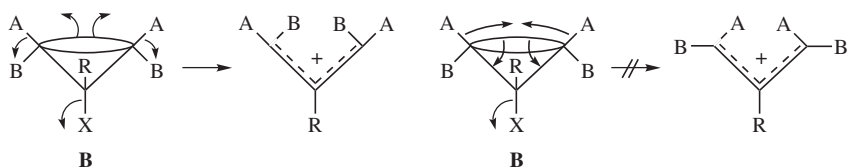
⁵⁰²For discussions of how these reactions take place, see Slegeir, W.; Case, R.; McKennis, J.S.; Pettit, R. *J. Am. Chem. Soc.* **1974**, 96, 287; Pinhas, A.R.; Carpenter, B.K. *J. Chem. Soc., Chem. Commun.* **1980**, 15.

rearranged allyl anion that is formed by disrotatory cleavage of the cyclopropyl ring, a formally Woodward–Hoffmann-forbidden process.⁵⁰³

The ring opening of cyclopropyl cations (pp. 486, 1591) is an electrocyclic reaction and is governed by the orbital symmetry rules.⁵⁰⁴ For this case, we invoke the rule that the s bond opens in such a way that the resulting p orbitals have the symmetry of the highest occupied orbital of the product, in this case, an allylic cation. We may recall that an allylic system has three molecular orbitals (p. 42). For the cation, with only two electrons, the highest occupied orbital is the one of the lowest energy (A). Thus, the cyclopropyl cation must undergo a



disrotatory ring opening in order to maintain the symmetry. (Note that, in contrast, ring opening of the cyclopropyl *anion* must be conrotatory,⁵⁰⁵ since in this case it is the next orbital of the allylic system that is the highest occupied, and this has the opposite symmetry.⁵⁰⁶) However, it is very difficult to generate a free cyclopropyl cation (p. 487), and it is likely that in most cases, cleavage of the σ bond is concerted with departure of the leaving group in the original cyclopropyl substrate. This, of course, means that the σ bond provides anchimeric assistance to the removal of the leaving group (an S_N2 -type process), and we would expect that such assistance should come from the back side. This has an important effect on the direction of ring opening. The orbital-symmetry rules require that the ring opening be disrotatory, but as we have seen, there are two disrotatory pathways and the rules do not tell us which is preferred. But the fact that the s orbital provides assistance from the backside means that the two substituents that are trans to the leaving group must move *outward*, not inward.⁵⁰⁷ Thus, the disrotatory pathway that is followed is the one shown in B, not the one shown in C, because the former puts the electrons of the σ bond on the



⁵⁰³Leivers, M.; Tam, I.; Groves, K.; Leung, D.; Xie, Y.; Breslow, R. *Org. Lett.* **2003**, *5*, 3407.

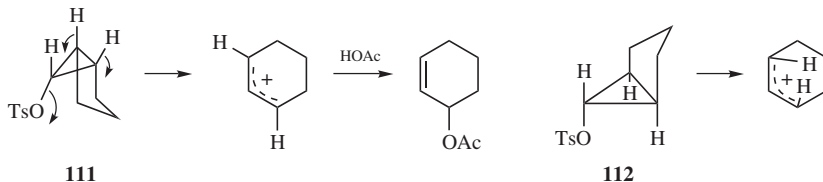
⁵⁰⁴For discussions, see DePuy, C.H. *Acc. Chem. Res.* **1968**, *1*, 33; Schöllkopf, U. *Angew. Chem. Int. Ed.* **1968**, *7*, 588.

⁵⁰⁵For a review of ring opening of cyclopropyl anions and related reactions, see Boche, G. *Top. Curr. Chem.* **1988**, *146*, 1.

⁵⁰⁶For evidence that this is so, see Newcomb, M.; Ford, W.T. *J. Am. Chem. Soc.* **1974**, *96*, 2968; Boche, G.; Buckl, K.; Martens, D.; Schneider, D.R.; Wagner, H. *Chem. Ber.* **1979**, *112*, 2961; Coates, R.M.; Last, L.A. *J. Am. Chem. Soc.* **1983**, *105*, 7322. For a review of the analogous ring opening of epoxides, see Huisgen, R. *Angew. Chem. Int. Ed.* **1977**, *16*, 572.

⁵⁰⁷This was first proposed by DePuy, C.H.; Schnack, L.G.; Hausser, J.W.; Wiedemann, W. *J. Am. Chem. Soc.* **1965**, *87*, 4006.

side opposite that of the leaving group.⁵⁰⁸ Strong confirmation of this picture⁵⁰⁹ comes from acetolysis of *endo*- (**111**) and *exo*-bicyclo[3,1,0]hexyl-6-tosylate (**112**). The groups trans to the tosylate must move outward. For **111**, this means that the two hydrogens can go outside the framework of the six-membered ring, but for **112** they

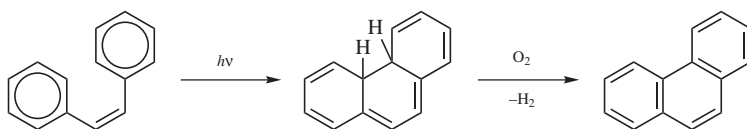


are forced to go inside. Consequently, it is not surprising that the rate ratio for solvolysis of **111/112** was found to be $>2.5 \times 10^6$ and that at 150°C **112** did not solvolyze at all.⁵¹⁰ This evidence is kinetic. Unlike the cases of the cyclobutene (1,3-diene and cyclohexadiene) 1,3,5-triene interconversions, the direct product here is a cation, which is not stable but reacts with a nucleophile and loses some of its steric integrity in the process, so that much of the evidence has been of the kinetic type rather than from studies of product stereochemistry. However, it has been shown by investigations in superacids, where it is possible to keep the cations intact and to study their structures by NMR, that in all cases studied the cation that is predicted by these rules is in fact formed.⁵¹¹

OS V, 235, 277, 467; VI, 39, 145, 196, 422, 427, 862; IX, 180.

18-28 Conversion of One Aromatic Compound to Another

(6)cyclo-de-hydrogen-coupling (Overall transformation)



Stilbenes can be converted to phenanthrenes by irradiation with UV light⁵¹² in the presence of an oxidizing agent, such as dissolved molecular oxygen, FeCl_3 ,

⁵⁰⁸It has been suggested that the pathway shown in C is possible in certain cases: Hausser, J.W.; Grubber, M.J. *J. Org. Chem.* **1972**, *37*, 2648; Hausser, J.W.; Uchic, J.T. *J. Org. Chem.* **1972**, *37*, 4087.

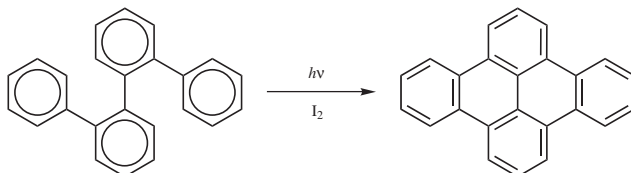
⁵⁰⁹There is much other evidence. For example, see Jefford, C.W.; Medary, R. *Tetrahedron Lett.* **1966**, 2069; Jefford, C.W.; Wojnarowski, W. *Tetrahedron Lett.* **1968**, 199; Sliwinski, W.F.; Su, T.M.; Schleyer, P.v.R. *J. Am. Chem. Soc.* **1972**, *94*, 133; Sandler, S.R. *J. Org. Chem.* **1967**, *32*, 3876; Ghosez, L.; Slinckx, G.; Glineur, M.; Hoet, P.; Laroche, P. *Tetrahedron Lett.* **1967**, 2773; Parham, W.E.; Yong, K.S. *J. Org. Chem.* **1968**, *33*, 3947; Reese, C.B.; Shaw, A. *J. Am. Chem. Soc.* **1970**, *92*, 2566; Dolbier, Jr., W.R.; Phanstiel, O. *Tetrahedron Lett.* **1988**, 29, 53.

⁵¹⁰Schöllkopf, U.; Fellenberger, K.; Patsch, M.; Schleyer, P.v.R.; Su, T.M.; Van Dine, G.W. *Tetrahedron Lett.* **1967**, 3639.

⁵¹¹Schleyer, P.v.R.; Su, T.M.; Saunders, M.; Rosenfeld, J.C. *J. Am. Chem. Soc.* **1969**, *91*, 5174.

⁵¹²For reviews, see Mallory, F.B.; Mallory, C.W. *Org. React.* **1984**, *30*, 1; Laarhoven, W.H. *Recl. Trav. Chim. Pays-Bas* **1983**, *102*, 185, 241; Blackburn, E.V.; Timmons, C.J. *Q. Rev. Chem. Soc.* **1969**, *23*, 482; Stermitz, L.F. *Org. Photochem.* **1967**, *1*, 247. For a review of electrocyclizations of conjugated aryl olefins in general, see Laarhoven, W.H. *Org. Photochem.* **1989**, *10*, 163.

Pd-C,⁵¹³ or iodine.⁵¹⁴ The reaction is a photochemically allowed conrotatory⁵¹⁵ conversion of a 1,3,5-hexatriene to a cyclohexadiene, followed by removal of two hydrogen atoms by the oxidizing agent. The intermediate dihydrophenanthrene has been isolated.⁵¹⁶ The use of substrates containing heteroatoms (e.g., PhN=NPh) allows the formation of heterocyclic ring systems. The actual reacting species must be the *cis*-stilbene, but *trans*-stilbenes can often be used, because they are isomerized to the *cis* isomers under the reaction conditions. The reaction can be extended to the preparation of many fused aromatic systems, for example,⁵¹⁷



though not all such systems give reaction.⁵¹⁸

Isomerization of biphenylene to benzo[*a*]pentalene⁵¹⁹ is a well-known benzene ring contraction rearrangement,⁵²⁰ driven by relief of strain in the four-membered ring. Related to this process is the FVP of the alternant polycyclic aromatic hydrocarbon benzo[*b*]biphenylene at 1100°C, which gives fluoranthene, a nonalternant polycyclic aromatic hydrocarbon, as the major product at 1100°C in the gas phase.⁵²¹ The mechanism used explain that this isomerization involves equilibrating diradicals of 2-phenylnaphthalene, which rearrange by the net migration of a phenyl group to give equilibrating diradicals of 1-phenylnaphthalene, one isomer of which then cyclizes to fluoranthene.

Another transformation of one aromatic compound to another is the *Stone–Wales rearrangement* of pyracyclene (**113**),⁵²² which is a bond-switching reaction. The rearrangement of bifluorenylidene (**114**) to dibenzo[*g,p*]chrysene (**115**) occurs at temperatures as low as 400°C and is accelerated in the presence of decomposing iodomethane, a convenient source of methyl radicals.⁵²³ This result suggested a

⁵¹³Rawal, V.H.; Jones, R.J.; Cava, M.P. *Tetrahedron Lett.* **1985**, 26, 2423.

⁵¹⁴For the use of iodine plus propylene oxide in the absence of air, see Liu, L.; Yang, B.; Katz, T.J.; Poindexter, M.K. *J. Org. Chem.* **1991**, 56, 3769.

⁵¹⁵Cuppen, T.J.H.M.; Laarhoven, W.H. *J. Am. Chem. Soc.* **1972**, 94, 5914.

⁵¹⁶Doyle, T.D.; Benson, W.R.; Filipescu, N. *J. Am. Chem. Soc.* **1976**, 98, 3262.

⁵¹⁷Sato, T.; Shimada, S.; Hata, K. *Bull. Chem. Soc. Jpn.* **1971**, 44, 2484.

⁵¹⁸For a discussion and lists of photocyclizing and nonphotocyclizing compounds, see Laarhoven, W.H. *Recl. Trav. Chim. Pays-Bas* **1983**, 102, 185, 185–204.

⁵¹⁹Wiersum, U.E.; Jennekens, L.W. *Tetrahedron Lett.* **1993**, 34, 6615; Brown, R.F.C.; Choi, N.; Coulston, K.J.; Eastwood, F.W.; Wiersum, U.E.; Jennekens, L.W. *Tetrahedron Lett.* **1994**, 35, 4405.

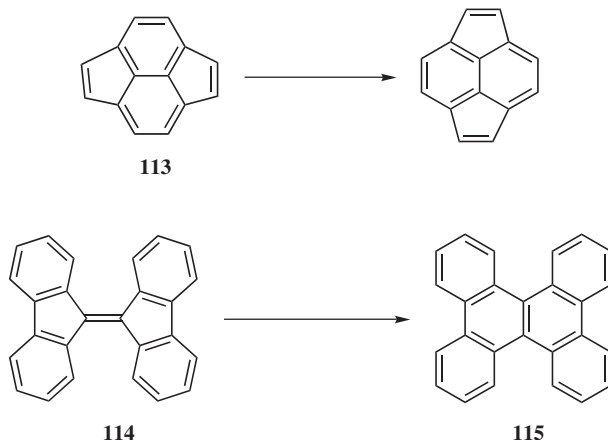
⁵²⁰Scott, L.T.; Roelofs, N.H. *J. Am. Chem. Soc.* **1987**, 109, 5461; Scott, L.T.; Roelofs, N.H. *Tetrahedron Lett.* **1988**, 29, 6857; Anderson, M.R.; Brown, R.F.C.; Coulston, K.J.; Eastwood, F.W.; Ward, A. *Aust. J. Chem.* **1990**, 43, 1137; Brown, R.F.C.; Eastwood, F.W.; Wong, N.R. *Tetrahedron Lett.* **1993**, 34, 3607.

⁵²¹Preda, D.V.; Scott, L.T. *Org. Lett.* **2000**, 2, 1489.

⁵²²Stone, A.J.; Wales, D.J. *Chem. Phys. Lett.* **1986**, 128, 501.

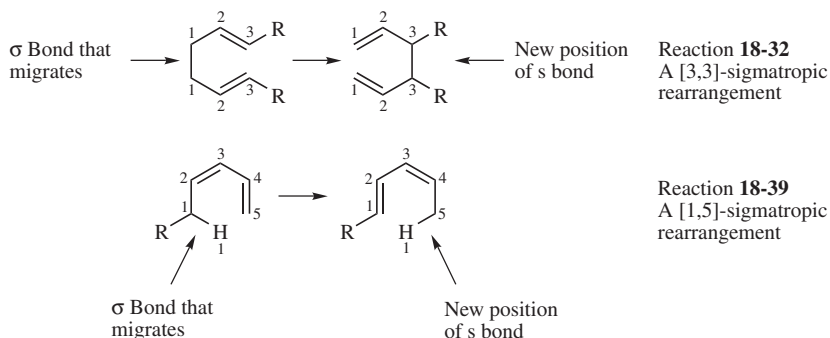
⁵²³Alder, R.W.; Whittaker, G. *J. Chem. Soc., Perkin Trans. 2* **1975**, 712

radical rearrangement. This rearrangement is believed to occur by a radical-promoted mechanism consisting of a sequence of homoallyl–cyclopropylcarbinyl rearrangement steps.⁵²⁴



B. Sigmatropic Rearrangements

A sigmatropic rearrangement is defined⁵²⁵ as migration, in an uncatalyzed intramolecular process, of a σ bond, adjacent to one or more π systems, to a new position in a molecule, with the π systems becoming reorganized in the process. Examples are



The *order* of a sigmatropic rearrangement is expressed by two numbers set in brackets: $[i,j]$. These numbers can be determined by counting the atoms over which each end of the σ bond has moved. Each of the original termini is given the number 1. Thus in the first example above, each terminus of the σ bond has

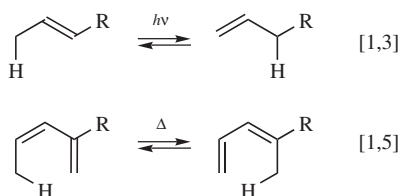
⁵²⁴Alder, R.W.; Harvey, J. N. *J. Am. Chem. Soc.* **2004**, *126*, 2490.

⁵²⁵Woodward, R.B.; Hoffmann, R. *The Conservation of Orbital Symmetry*, Academic Press, NY, **1970**, p. 114.

migrated from C-1 to C-3, so the order is [3,3]. In the second example, the carbon terminus has moved from C-1 to C-5, but the hydrogen terminus has not moved at all, so the order is [1,5].

18-29 [1,*j*]-Sigmatropic Migrations of Hydrogen

1/ → 3/Hydrogen-migration; 1/ → 5/Hydrogen-migration



Many examples of thermal or photochemical rearrangements in which a hydrogen atom migrates from one end of a system of π bonds to the other have been reported,⁵²⁶ although the reaction is subject to geometrical conditions. Isotope effects play a role in sigmatropic rearrangements, and there is evidence for a kinetic silicon isotope effect.⁵²⁷ Pericyclic mechanisms are involved,⁵²⁸ and the hydrogen must, in the transition state, be in contact with both ends of the chain at the same time. This means that for [1,5] and longer rearrangements, the molecule must be able to adopt the cisoid conformation. Furthermore, there are two geometrical pathways by which any sigmatropic rearrangement can take place, which we illustrate for the case of a [1,5]-sigmatropic rearrangement,⁵²⁹ starting with a substrate of the form **116**, where the migration origin is an asymmetric carbon atom and $U \neq V$. In one of the two pathways, the hydrogen moves along the top or bottom face of the π system. This is called *suprafacial migration*. In the other pathway, the hydrogen moves *across* the π system, from top to bottom, or vice versa. This is *antarafacial migration*. Altogether, a single isomer like **116** (different rotamers) can give four products. In a suprafacial migration, H can move across the top of the π system (as drawn above) to give the (*R,Z*) isomer, or it can rotate 180° and move across the bottom of the π system to give the (*S,E*) isomer.⁵³⁰ The antarafacial migration can similarly lead to two diastereomers, in

⁵²⁶For a monograph, see Gajewski, J.J. *Hydrocarbon Thermal Isomerizations*, Academic Press, NY, **1981**. For reviews, see Mironov, V.A.; Fedorovich, A.D.; Akhrem, A.A. *Russ. Chem. Rev.* **1981**, *50*, 666; Spangler, C.W. *Chem. Rev.* **1976**, *76*, 187; DeWolfe, R.H., in Bamford, C.H.; Tipper, C.F.H. *Comprehensive Chemical Kinetics*, Vol. 9, Elsevier, NY, **1973**, pp. 474–480; Woodward, R.B.; Hoffmann, R. *The Conservation of Orbital Symmetry*, Academic Press, NY, **1970**, pp. 114–140; Hansen, H.; Schmid, H. *Chimia*, **1970**, *24*, 89; Roth, W.R. *Chimia*, **1966**, *20*, 229.

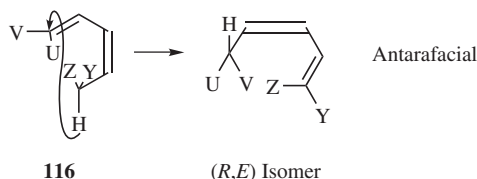
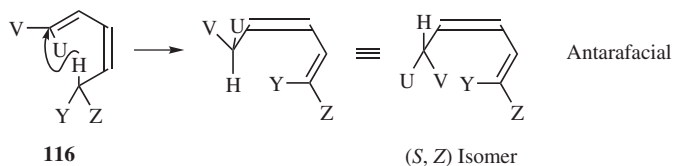
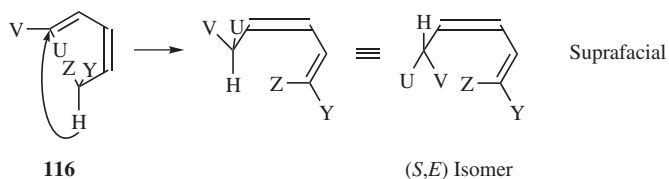
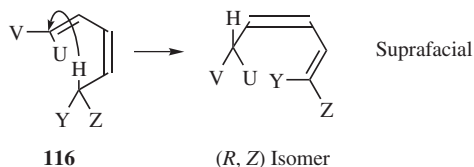
⁵²⁷Lin, Y.-L.; Turos, E. *J. Am. Chem. Soc.* **1999**, *121*, 856.

⁵²⁸For a discussion of catalysts that induce pericyclic rearrangements, see Moss, S.; King, B.T.; de Meijere, A.; Kozhushkov, S.I.; Eaton, P.E.; Michl, J. *Org. Lett.* **2001**, *3*, 2375.

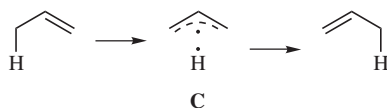
⁵²⁹Note that a [1,5]-sigmatropic rearrangement of hydrogen is also an internal ene synthesis (**15-20**).

⁵³⁰Since we are using the arbitrary designations U, V, Y, and Z, we have been arbitrary in which isomer to call (*R,Z*) and which to call (*S,E*).

this case the (*S,Z*) and (*R,E*) isomers.



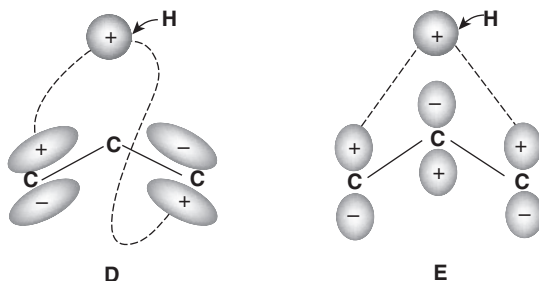
In any given sigmatropic rearrangement, only one of the two pathways is allowed by the orbital-symmetry rules; the other is forbidden. To analyze this situation, first we use a modified frontier orbital approach.⁵³¹ We will imagine that in the transition state **C**, the migrating H atom breaks away from the rest of the system, which we may treat as if it were a free radical.



Imaginary
transition state
for a [1,3]-
sigmatropic
rearrangement

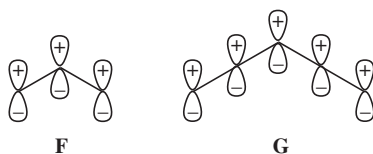
⁵³¹See Woodward, R.B.; Hoffmann, R. *The Conservation of Orbital Symmetry*, Academic Press, NY, 1970, pp. 114–140.

Note that this is not what actually takes place; we merely imagine it in order to be able to analyze the process. In a [1,3]-sigmatropic rearrangement, the imaginary transition state consists of a hydrogen atom and an allyl radical. The latter species (p. 42) has three π orbitals, but the only one that concerns us here is the HOMO which, in a thermal rearrangement is **D**. The electron of the hydrogen atom is of course in a $1s$ orbital, which has only one lobe. The rule governing sigmatropic migration of hydrogen is *the H must move from a plus to a plus or from a minus to a minus*



lobe, of the HOMO; it cannot move to a lobe of opposite sign.⁵³² Obviously, the only way this can happen in a thermal [1,3]-sigmatropic rearrangement is if the migration is antarafacial. Consequently, the rule predicts that antarafacial thermal [1,3]-sigmatropic rearrangements are allowed, but the suprafacial pathway is forbidden. However, in a photochemical reaction, promotion of an electron means that **E** is now the HOMO; the suprafacial pathway is now allowed and the antarafacial pathway forbidden.

A similar analysis of [1,5]-sigmatropic rearrangements shows that in this case the thermal reaction must be suprafacial and the photochemical process antarafacial. For the general case, with odd-numbered j , we can say that [1, j]-suprafacial migrations are allowed thermally when j is of the form $4n + 1$, and photochemically when j has the form $4n - 1$; the opposite is true for antarafacial migrations.

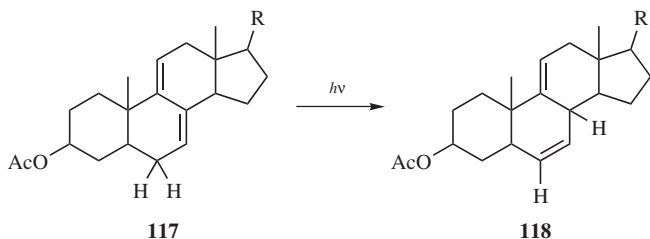


As expected, the Möbius–Hückel method leads to the same predictions. Here, we look at the basis set of orbitals shown in **F** and **G** for [1,3]- and [1,5]-rearrangements, respectively. A [1,3]-shift involves four electrons, so an allowed thermal pericyclic reaction must be a Möbius system (p. 1210) with one or an odd number

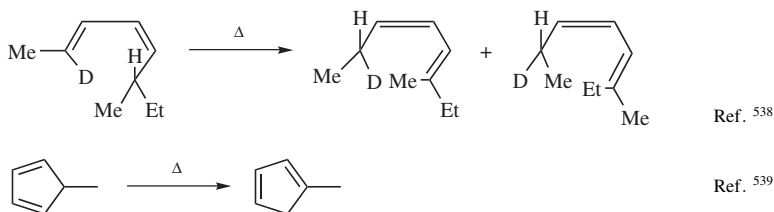
⁵³²This follows from the principle that bonds are formed only by overlap of orbitals of the same sign. Since this is a concerted reaction, the hydrogen orbital in the transition state must overlap simultaneously with one lobe from the migration origin and one from the terminus. It is obvious that both of these lobes must have the same sign.

of sign inversions. As can be seen in **F**, only an antarafacial migration can achieve this. A [1,5]-shift, with six electrons, is allowed thermally only when it is a Hückel system with zero or an even number of sign inversions; hence it requires a suprafacial migration.⁵³³

The actual reported results bear out this analysis. Thus a thermal [1,3] migration is allowed to take place only antarafacially, but such a transition state would be extremely strained, and thermal [1,3]-sigmatropic migrations of hydrogen are unknown.⁵³⁴ On the other hand, the photochemical pathway allows suprafacial [1,3]-shifts, and a few such reactions are known, an example being the photochemical rearrangement of **117** to **118**.⁵³⁵ Substituents influence the efficacy of the [1,3]-hydrogen shift.⁵³⁶



The situation is reversed for [1,5]-hydrogen shifts. In this case the thermal rearrangements, being suprafacial, are quite common, while photochemical rearrangements are rare.⁵³⁷ Two examples of the thermal reaction are



⁵³³For a discussion of the origins for the preference for orbital-symmetry forbidden reactions and the stereochemistry of [1,5]-sigmatropic shifts, see Kless, A.; Nendel, M.; Wilsey, S.; Houk, K.N. *J. Am. Chem. Soc.* **1999**, *121*, 4524.

⁵³⁴A possible [1,3]-migration of hydrogen has been reported. See Yeh, M.; Linder, L.; Hoffman, D.K.; Barton, T.J. *J. Am. Chem. Soc.* **1986**, *108*, 7849. See also, Pasto, D.J.; Brophy, J.E. *J. Org. Chem.* **1991**, *56*, 4554.

⁵³⁵Dauben, W.G.; Wipke, W.T. *Pure Appl. Chem.* **1964**, *9*, 539, 546. For another example, see Kropp, P.J.; Fravel, Jr., H.G.; Fields, T.R. *J. Am. Chem. Soc.* **1976**, *98*, 840.

⁵³⁶Hudson, C.E.; McAdoo, D.J. *J. Org. Chem.* **2003**, *68*, 2735.

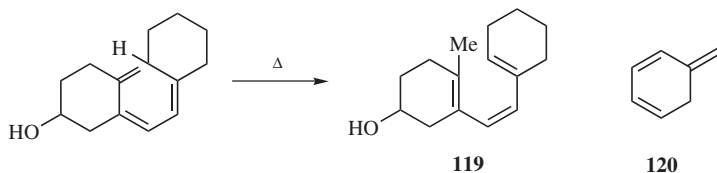
⁵³⁷For examples of photochemical [1,5]-antarafacial reactions, see Kiefer, E.F.; Tanna, C.H. *J. Am. Chem. Soc.* **1969**, *91*, 4478; Kiefer, E.F.; Fukunaga, J.Y. *Tetrahedron Lett.* **1969**, 993; Dauben, W.G.; Poulter, C.D.; Suter, C. *J. Am. Chem. Soc.* **1970**, *92*, 7408.

⁵³⁸Roth, W.R.; König, J.; Stein, K. *Chem. Ber.* **1970**, *103*, 426.

⁵³⁹McLean, S.; Haynes, P. *Tetrahedron* **1965**, *21*, 2329. For a review of such rearrangements, see Klärner, F. *Top. Stereochem.* **1984**, *15*, 1. For a discussion of [1,5]-sigmatropic hydrogen shifts in cyclic 1,3-dienes, see Hess, Jr., B.A.; Baldwin, J.E. *J. Org. Chem.* **2002**, *67*, 6025.

Note that the first example bears out the stereochemical prediction made earlier. Only the two isomers shown were formed. In the second example, migration can continue around the ring. Migrations of this kind are called *circumambulatory rearrangements*.⁵⁴⁰ Such migrations are known for cyclopentadiene, pyrrole, and phosphole derivatives.⁵⁴¹ Geminal bond participation has been observed in penta-dienes,⁵⁴² the effects of phenyl substituents have been studied,⁵⁴³ and the kinetics and activation parameters of [1,5] hydrogen shifts have been examined.⁵⁴⁴ The [1,5] hydrogen shifts are also known with vinyl aziridines.⁵⁴⁵

The rare [1,4]-hydrogen transfer has been observed in radical cyclizations.⁵⁴⁶ With respect to [1,7]-hydrogen shifts, the rules predict the thermal reaction to be antarafacial.⁵⁴⁷ Unlike the case of [1,3]-shifts, the transition state is not too greatly strained, and an example of such rearrangements is the formation of **119** and **120**.⁵⁴⁸ Photochemical [1,7]-shifts are suprafacial and, not surprisingly, many of these have been observed.⁵⁴⁹



The orbital symmetry rules also help us to explain, as on pp. 1232 and 1642, the unexpected stability of certain compounds. Thus, **120** could, by a thermal [1,3]-sigmatropic rearrangement, easily convert to toluene, which of course is far more stable because it has an aromatic sextet. Yet, **120** has been prepared and is stable at dry ice temperature and in dilute solutions.⁵⁵⁰

⁵⁴⁰For a review, see Childs, R.F. *Tetrahedron* **1982**, *38*, 567. See also, Minkin, V.I.; Mikhailov, I.E.; Dushenko, G.A.; Yudilevich, J.A.; Minyaev, R.M.; Zschunke, A.; Mügge, K. *J. Phys. Org. Chem.* **1991**, *4*, 31. For a study of [1,5]-sigmatropic shiftamers, see Tantillo, D.J.; Hoffmann, R. *Eur. J. Org. Chem.* **2004**, 273.

⁵⁴¹Bachrach, S.M. *J. Org. Chem.* **1993**, *58*, 5414.

⁵⁴²Ikeda, H.; Ushioda, N.; Inagaki, S. *Chem. Lett.* **2001**, 166.

⁵⁴³Hayase, S.; Hrovat, D.A.; Borden, W.T. *J. Am. Chem. Soc.* **2004**, *126*, 10028.

⁵⁴⁴Baldwin, J.E.; Raghavan, A.S. *J. Org. Chem.* **2004**, *69*, 8128.

⁵⁴⁵Åhman, J.; Somfai, P.; Tanner, D. *J. Chem. Soc., Chem. Commun.* **1994**, 2785; Somfai, P.; Åhman, J. *Tetrahedron Lett.* **1995**, *36*, 1953.

⁵⁴⁶Journet, M.; Malacria, M. *Tetrahedron Lett.* **1992**, *33*, 1893.

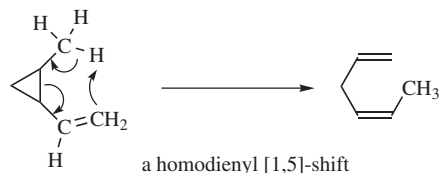
⁵⁴⁷For a computational study that supports tunneling in thermal [1,7]-hydrogen shifts see Hess, Jr., B.A. *J. Org. Chem.* **2001**, *66*, 5897.

⁵⁴⁸Gurskii, M.E.; Gridnev, I.D.; Il'ichev, Y.V.; Ignatenko, A.V.; Bubnov, Y.N. *Angew. Chem. Int. Ed.* **1992**, *31*, 781; Baldwin, J.E.; Reddy, V.P. *J. Am. Chem. Soc.* **1987**, *109*, 8051; **1988**, *110*, 8223.

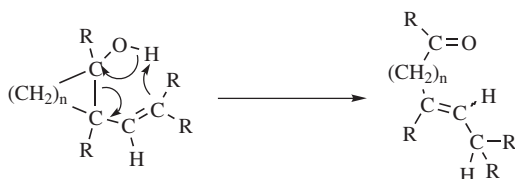
⁵⁴⁹See Murray, R.W.; Kaplan, M.L. *J. Am. Chem. Soc.* **1966**, *88*, 3527; ter Borg, A.P.; Kloosterziel, H. *Recl. Trav. Chim. Pays-Bas* **1969**, *88*, 266; Tezuka, T.; Kimura, M.; Sato, A.; Mukai, T. *Bull. Chem. Soc. Jpn.* **1970**, *43*, 1120.

⁵⁵⁰Bailey, W.J.; Baylouny, R.A. *J. Org. Chem.* **1962**, *27*, 3476.

Analogous of sigmatropic rearrangements in which a cyclopropane ring replaces one of the double bonds are also known, for example,⁵⁵¹

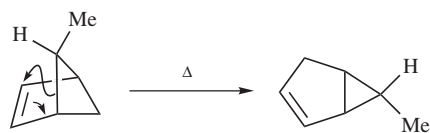


The reverse reaction has also been reported.⁵⁵² 2-Vinylcycloalkanol⁵⁵³ undergo an analogous reaction, as do cyclopropyl ketones (see p. 1673 for this reaction).



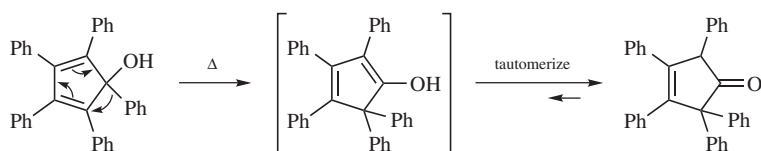
18-30 [1,*j*]-Sigmatropic Migrations of Carbon

[1,3] migration of alkyl



Ref. ⁵⁵⁴

[1,5] migration of phenyl



Ref. ⁵⁵⁵

⁵⁵¹Frey, H.M.; Solly, R.K. *Int. J. Chem. Kinet.*, **1969**, *1*, 473; Roth, W.R.; König, J. *Liebigs Ann. Chem.* **1965**, 688, 28; Ohloff, G. *Tetrahedron Lett.* **1965**, 3795; Jorgenson, M.J.; Thacher, A.F. *Tetrahedron Lett.* **1969**, 4651; Corey, E.J.; Yamamoto, H.; Herron D.K.; Achiwa, K. *J. Am. Chem. Soc.* **1970**, *92*, 6635; Loncharich, R.J.; Houk, K.N. *J. Am. Chem. Soc.* **1988**, *110*, 2089; Parziale, P.A.; Berson, J.A. *J. Am. Chem. Soc.* **1990**, *112*, 1650; Pegg, G.G.; Meehan, G.V. *Aust. J. Chem.* **1990**, *43*, 1009, 1071.

⁵⁵²Roth, W.R.; König, J. *Liebigs Ann. Chem.* **1965**, 688, 28. Also see, Grimme, W. *Chem. Ber.* **1965**, *98*, 756.

⁵⁵³Arnold, R.T.; Smolinsky, G. *J. Am. Chem. Soc.* **1960**, *82*, 4918; Lriverend, P.; Conia, J.M. *Tetrahedron Lett.* **1969**, 2681; Conia, J.M.; Barnier, J.P. *Tetrahedron Lett.* **1969**, 2679.

⁵⁵⁴Roth, W.R.; Friedrich, A. *Tetrahedron Lett.* **1969**, 2607.

⁵⁵⁵Youssef, A.K.; Ogliaruso, M.A. *J. Org. Chem.* **1972**, *37*, 2601.

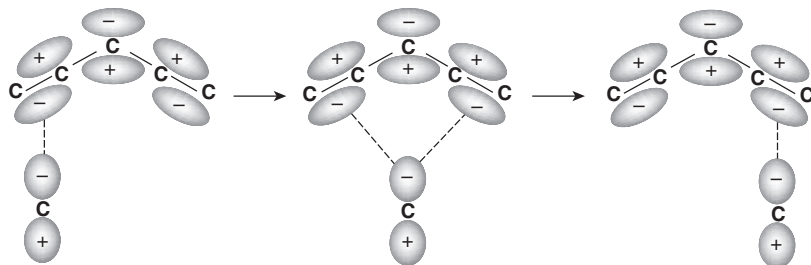


Fig. 18.5. Hypothetical orbital movement for a thermal [1,5]-sigmatropic migration of carbon. To move from one negative lobe, the migrating carbon uses only its own negative lobe, retaining its configuration.

Sigmatropic migrations of alkyl or aryl groups⁵⁵⁶ are less common than the corresponding hydrogen migrations.⁵⁵⁷ When they do take place, there is an important difference. Unlike a hydrogen atom, whose electron is in a $1s$ orbital with only one lobe, a carbon free radical has its odd electron in a p orbital that has *two lobes of opposite sign*. Therefore, if we draw the imaginary transition states for this case (see p. 1650), we see that in a thermal suprafacial [1,5] process (Fig. 18.5), symmetry can be conserved only if the migrating carbon moves in such a way that the lobe which was originally attached to the π system remains attached to the π system.

This can happen only if configuration is *retained within the migrating group*. On the other hand, thermal suprafacial [1,3] migration (Fig. 18.6) *can* take place if the migrating carbon switches lobes. If the migrating carbon was originally bonded by its minus lobe, it must now use its plus lobe to form the new C–C bond. Thus, configuration in the migrating group will be *inverted*. From these considerations we predict that suprafacial [1, j]-sigmatropic rearrangements in which carbon is the migrating group are always allowed, both thermally and photochemically, but that thermal [1,3] migrations will proceed with inversion and thermal [1,5]

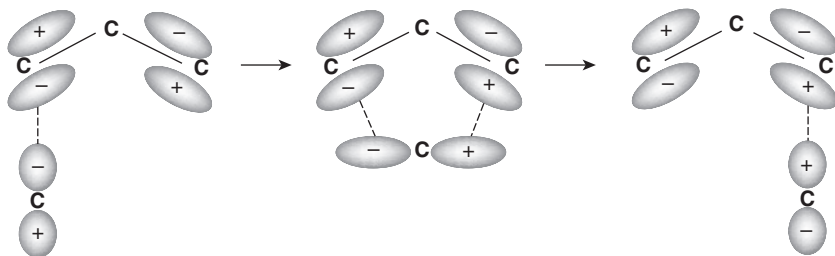
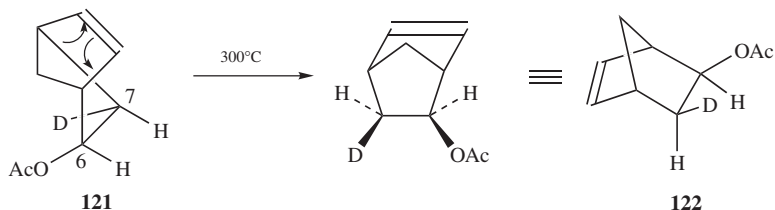


Fig. 18.6. Hypothetical orbital movement for a thermal [1,3]-sigmatropic migration of carbon. The migrating carbon moves a negative to a positive lobe, requiring it to switch its own bonding lobe from negative to positive, inverting its configuration.

⁵⁵⁶For reviews, see Mironov, V.A.; Fedorovich, A.D.; Akhrem, A.A. *Russ. Chem. Rev.* **1981**, *50*, 666; Spangler, C.W. *Chem. Rev.* **1976**, *76*, 187

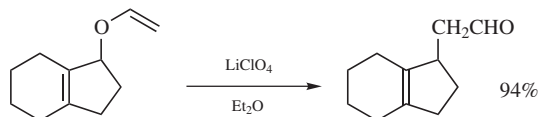
⁵⁵⁷It has been shown that methyl and phenyl have lower migratory aptitudes than hydrogen in thermal sigmatropic rearrangements: Shen, K.; McEwen, W.E.; Wolf, A.P. *Tetrahedron Lett.* **1969**, 827; Miller, L.L.; Greisinger, R.; Boyer, R.F. *J. Am. Chem. Soc.* **1969**, *91*, 1578.

migrations with retention of configuration within the migrating group. More generally, we can say that suprafacial $[1_j]$ migrations of carbon in systems where $j = 4n - 1$ proceed with inversion thermally and retention photochemically, while systems where $j = 4n + 1$ show the opposite behavior. Where antarafacial migrations take place, all these predictions are of course reversed.



The first laboratory test of these predictions was the pyrolysis of deuterated *endo*-bicyclo[3.2.0]hept-2-en-6-yl acetate (**121**), which gave the *exo*-deuterio-*exo*-norbonyl acetate **122**.⁵⁵⁸ Thus, as predicted by the orbital symmetry rules, this thermal suprafacial [1,3]-sigmatropic reaction took place with complete inversion at C-7. Similar results have been obtained in a number of other cases.⁵⁵⁹ However, similar studies of the pyrolysis of the parent hydrocarbon of **121**, labeled with D at C-6 and C-7, showed that while most of the product was formed with inversion at C-7, a significant fraction (11–29%) was formed with retention.⁵⁶⁰ Other cases of lack of complete inversion are also known.⁵⁶¹ A diradical mechanism has been invoked to explain such cases.⁵⁶² There is strong evidence for a radical mechanism for some [1,3]-sigmatropic rearrangements.⁵⁶³ Photochemical suprafacial [1,3] migrations of carbon have been shown to proceed with retention, as predicted.⁵⁶⁴

Although allylic vinylic ethers generally undergo [3,3]-sigmatropic rearrangements (**18-33**), they can be made to give the [1,3] kind, to give aldehydes, for example,



⁵⁵⁸Berson, J.A.; Nelson, G.L. *J. Am. Chem. Soc.* **1967**, *89*, 5503; Berson, J.A. *Acc. Chem. Res.* **1968**, *1*, 152.

⁵⁵⁹See Roth, W.R.; Friedrich, A. *Tetrahedron Lett.* **1969**, 2607; Berson, J.A. *Acc. Chem. Res.* **1972**, *5*, 406; Bampfield, H.A.; Brook, P.R.; Hunt, K. *J. Chem. Soc., Chem. Commun.* **1976**, 146; Franzus, B.; Scheinbaum, M.L.; Waters, D.L.; Bowlin, H.B. *J. Am. Chem. Soc.* **1976**, *98*, 1241; Klärner, F.; Adamsky, F. *Angew. Chem. Int. Ed.* **1979**, *18*, 674.

⁵⁶⁰Baldwin, J.E.; Belfield, K.D. *J. Am. Chem. Soc.* **1988**, *110*, 296; Klärner, F.; Drewes, R.; Hasselmann, D. *J. Am. Chem. Soc.* **1988**, *110*, 297.

⁵⁶¹See, for example, Berson, J.A.; Holder, R.W. *J. Am. Chem. Soc.* **1973**, *95*, 2037; Pikulin, S.; Berson, J.A. *J. Am. Chem. Soc.* **1988**, *110*, 8500.

⁵⁶²See Newman-Evans, R.H.; Carpenter, B.K. *J. Am. Chem. Soc.* **1984**, *106*, 7994; Pikulin, S.; Berson, J.A. *J. Am. Chem. Soc.* **1988**, *110*, 8500. See also, Berson, J.A. *Chemtracts: Org. Chem.* **1989**, *2*, 213.

⁵⁶³See, for example, Bates, G.S.; Ramaswamy, S. *Can. J. Chem.* **1985**, *63*, 745; Dolbier, W.B.; Phanstiel IV, O. *J. Am. Chem. Soc.* **1989**, *111*, 4907.

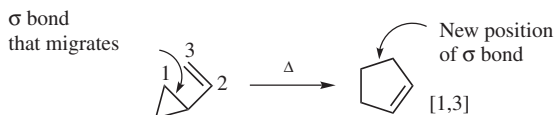
⁵⁶⁴Cookson, R.C.; Hudec, J.; Sharma, M. *Chem. Commun.* **1971**, 107, 108.

by treatment with LiClO_4 in diethyl ether.⁵⁶⁵ In this case, the C–O bond undergoes a 1,3 migration from the O to the end vinylic carbon. When the vinylic ether is of the type $\text{ROCR}'=\text{CH}_2$, ketones $\text{RCH}_2\text{COR}'$ are formed. There is evidence that this [1,3]-sigmatropic rearrangement is not concerted, but involves dissociation of the substrate into ions.⁵⁶⁵

Thermal suprafacial [1,5] migrations of carbon have been found to take place with retention,⁵⁶⁶ but also with inversion.⁵⁶⁷ A diradical mechanism has been suggested for the latter case.⁵⁶⁷

Simple nucleophilic, electrophilic, and free-radical 1,2-shifts can also be regarded as sigmatropic rearrangements (in this case, [1,2]-rearrangements). We have already (p. \$\$\$) applied similar principles to such rearrangements to show that nucleophilic 1,2-shifts are allowed, but the other two types are forbidden unless the migrating group has some means of delocalizing the extra electron or electron pair. The mechanism of the forbidden [3s,5s]-sigmatropic shift has been examined.⁵⁶⁸

18-31 Conversion of Vinylcyclopropanes to Cyclopentenes



The thermal expansion of a vinylcyclopropane to a cyclopentene ring⁵⁶⁹ is a special case of a [1,3]-sigmatropic migration of carbon, although it can also be considered an internal $[\pi 2 + \sigma 2]$ -cycloaddition reaction (see **15-63**). It is known as a *vinylcyclopropane rearrangement*.⁵⁷⁰ The reaction has been carried out on many vinylcyclopropanes bearing various substituents in the ring⁵⁷¹ or

⁵⁶⁵Grieco, P.A.; Clark, J.D.; Jagoe, C.T. *J. Am. Chem. Soc.* **1991**, *113*, 5488; Palani, N.; Balasubramanian, K.K. *Tetrahedron Lett.* **1995**, *36*, 9527.

⁵⁶⁶Boersma, M.A.M.; de Haan, J.W.; Kloosterziel, H.; van de Ven, L.J.M. *Chem. Commun.* **1970**, 1168.

⁵⁶⁷Klärner, F.; Yaslak, S.; Wette, M. *Chem. Ber.* **1979**, *112*, 1168; Klärner, F.; Brassel, B. *J. Am. Chem. Soc.* **1980**, *102*, 2469; Gajewski, J.J.; Gortva, A.M.; Borden, J.E. *J. Am. Chem. Soc.* **1986**, *108*, 1083; Baldwin, J.E.; Broline, B.M. *J. Am. Chem. Soc.* **1982**, *104*, 2857.

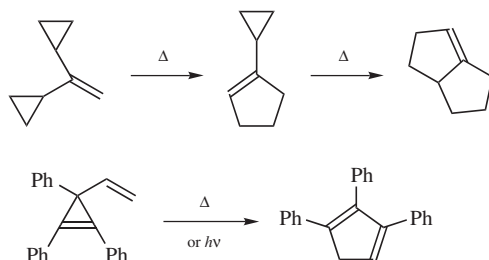
⁵⁶⁸Leach, A.G.; Catak, S.; Houk, K.N. *Chem. Eur. J.* **2002**, *8*, 1290.

⁵⁶⁹For reviews, see Baldwin, J.E. *Chem. Rev.* **2003**, *103*, 1197; Wong, H.N.C.; Hon, M.; Tse, C.; Yip, Y.; Tanko, J.; Hudlicky, T. *Chem. Rev.* **1989**, *89*, 165, see pp. 169–172; Hudlicky, T.; Kutchan, T.M.; Naqvi, S.M. *Org. React.* **1985**, *33*, 247; DeWolfe, R.H., in Bamford, C.H.; Tipper, C.F.H. *Comprehensive Chemical Kinetics*, Vol. 9, Elsevier, NY, **1973**, pp. 470–474; Gutsche, C.D.; Redmore, D. *Carbocyclic Ring Expansion Reactions*, Academic Press, NY, **1968**, pp. 163–170.

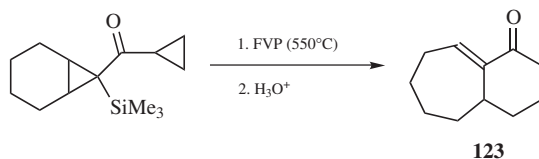
⁵⁷⁰For a novel vinylcyclopropane rearrangement, see Armesto, D.; Ramos, A.; Mayoral, E.P.; Ortiz, M.J.; Agarrabeitia, A.R. *Org. Lett.* **2000**, *2*, 183.

⁵⁷¹For a study of substituent effects, see McGaffin, G.; Grimm, B.; Heinecke, U.; Michaelsen, H.; de Meijere, A.; Walsh, R. *Eur. J. Org. Chem.* **2001**, 3559.

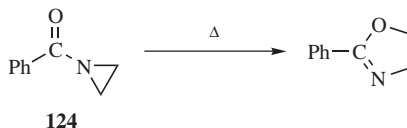
on the vinyl group and has been extended to 1,1-dicyclopropylethene⁵⁷²



and (both thermally⁵⁷³ and photochemically⁵⁷⁴) to vinylcyclopropenes. This rearrangement can be catalyzed by rhodium and silver compounds, and has been used to form rings.⁵⁷⁵ Another variation converts α -trimethylsilylcyclopropyl ketones to ring-expanded ketones, such as **123**, via FVP at 550°C.⁵⁷⁶ Flash vacuum pyrolysis of the trimethylsilyl ether of cyclopropylcarbinyl alcohols gives similar results.⁵⁷⁷ A variation uses flash vacuum pyrolysis at 600°C to convert α -trimethylsilyloxy- α -vinyl cyclic ketones to ring expanded ketones.⁵⁷⁸



Various heterocyclic analogs⁵⁷⁹ are also known, as in the rearrangement of aziridinyl amides (**124**).⁵⁸⁰ Cyclopropyl ketones can be treated with tosylamine and a zirconium catalyst, which converts the imine formed *in situ* to a pyrroline.⁵⁸¹



⁵⁷²Ketley, A.D. *Tetrahedron Lett.* **1964**, 1687; Branton, G.R.; Frey, H.M. *J. Chem. Soc. A* **1966**, 1342.

⁵⁷³Small, A.; Breslow, R. cited in Breslow, R. in de Mayo, P. *Molecular Rearrangements*, Vol. 1, Wiley, NY, **1963**, p. 236.

⁵⁷⁴Padwa, A.; Blacklock, T.J.; Getman, D.; Hatanaka, N.; Loza, R. *J. Org. Chem.* **1978**, *43*, 1481; Zimmerman, H.E.; Kreil, D.J. *J. Org. Chem.* **1982**, *47*, 2060.

⁵⁷⁵Wender, P.A.; Husfeld, C.O.; Langkopf, E.; Love, J.A. *J. Am. Chem. Soc.* **1998**, *120*, 1940.

⁵⁷⁶Liu, H.; Shook, C.A.; Jamison, J.A.; Thiruvazhi, M.; Cohen, T. *J. Am. Chem. Soc.* **1998**, *120*, 605.

⁵⁷⁷Rüedi, G.; Nagel, M.; Hansen, H.-J. *Org. Lett.* **2004**, *6*, 2989.

⁵⁷⁸Rüedi, G.; Oberli, M.A.; Nagel, M.; Hansen, H.-J. *Org. Lett.* **2004**, *6*, 3179.

⁵⁷⁹For a review of a nitrogen analog, see Boeckman, Jr., R.K.; Walters, M.A. *Adv. Heterocycl. Nat. Prod. Synth.* **1990**, *1*, 1.

⁵⁸⁰For reviews of ring expansions of aziridines, see Heine, H.W. *Mech. Mol. Migr.* **1971**, *3*, 145; Dermer, O.C.; Ham, G.E. *Ethylenimine and Other Aziridines*, Academic Press, NY, **1969**, pp. 282–290. See also, Wong, H.N.C.; Hon, M.; Tse, C.; Yip, Y.; Tanko, J.; Hudlicky, T. *Chem. Rev.* **1989**, *89*, 165, 190–192.

⁵⁸¹Shi, M.; Yang, Y.-H.; Xu, B. *Synlett* **2004**, 1622.

Two competing reactions are the homodienyl [1,5]-shift (if a suitable H is available, see **18-29**), and simple cleavage of the cyclopropane ring, leading in this case to a diene (see **18-3**).

Vinylcyclobutanes can be similarly converted to cyclohexenes,⁵⁸² but larger ring compounds do not generally give the reaction.⁵⁸³ Bicyclo[2.1.0]pentane derivatives undergo this reaction, and tricyclo[4.1.0.0^{2,5}]heptanes rearrange to give non-conjugated cycloheptadienes.⁵⁸⁴ Though high temperatures (as high as 500°C) are normally required for the thermal reaction, the lithium salts of 2-vinylcyclopropanols rearrange to the lithium salt of cyclopent-3-enols at 25°C.⁵⁸⁵ Salts of 2-vinylcyclobutanols behave analogously.⁵⁸⁶

The reaction rate has also been greatly increased by the addition of a one-electron oxidant tris-(4-bromophenyl)aminium hexafluoroantimonate Ar₃N⁺SbF₆⁻ (Ar = *p*-bromophenyl).⁵⁸⁷ This reagent converts the substrate to a cation radical, which undergoes ring expansion much faster.⁵⁸⁸

The mechanisms of these ring expansions are not certain. Both concerted⁵⁸⁹ and diradical⁵⁹⁰ pathways have been proposed,⁵⁹¹ and it is possible that both pathways operate, in different systems.

For the conversion of a vinylcyclopropane to a cyclopentene in a different way, see OS **68**, 220.

⁵⁸²See, for example, Overberger, C.G.; Borchert, A.E. *J. Am. Chem. Soc.* **1960**, *82*, 1007; Gruseck, U.; Heuschmann, M. *Chem. Ber.* **1990**, *123*, 1911. The kinetics of gas-phase fragmentation of propenylmethyl cyclobutanes has been examined, see Baldwin, J.E.; Burrell, R.C. *J. Org. Chem.* **2002**, *67*, 3249. Thermal [1,3]-carbon sigmatropic rearrangements of vinylcyclobutanes have been reviewed. See Leber, P.A.; Baldwin, J.E. *Acc. Chem. Res.* **2002**, *35*, 279.

⁵⁸³For an exception, see Thies, R.W. *J. Am. Chem. Soc.* **1972**, *94*, 7074.

⁵⁸⁴Deak, H.L.; Stokes, S.S.; Snapper, M.L. *J. Am. Chem. Soc.* **2001**, *123*, 5152.

⁵⁸⁵Danheiser, R.L.; Bronson, J.J.; Okano, K. *J. Am. Chem. Soc.* **1985**, *107*, 4579.

⁵⁸⁶Danheiser, R.L.; Martinez-Davila, C.; Sard, H. *Tetrahedron* **1981**, *37*, 3943.

⁵⁸⁷Dinnocenzo, J.P.; Conlan, D.A. *J. Am. Chem. Soc.* **1988**, *110*, 2324.

⁵⁸⁸For a review of ring expansion of vinylcyclobutane cation radicals, see Bauld, N.L. *Tetrahedron* **1989**, *45*, 5307.

⁵⁸⁹For evidence favoring the concerted mechanism, see Billups, W.E.; Leavell, K.H.; Lewis, E.S.; Vanderpool, S. *J. Am. Chem. Soc.* **1973**, *95*, 8096; Berson, J.A.; Dervan, P.B.; Malherbe, R.; Jenkins, J.A. *J. Am. Chem. Soc.* **1976**, *98*, 5937; Andrews, G.D.; Baldwin, J.E. *J. Am. Chem. Soc.* **1976**, *98*, 6705, 6706; Dolbier, Jr., W.R.; Al-Sader, B.H.; Sellers, S.F.; Koroniak, H. *J. Am. Chem. Soc.* **1981**, *103*, 2138; Gajewski, J.J.; Olson, L.P. *J. Am. Chem. Soc.* **1991**, *113*, 7432.

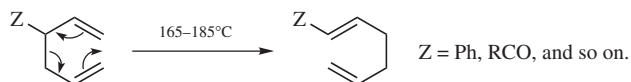
⁵⁹⁰For evidence favoring the diradical mechanism, see Willcott, M.R.; Cargle, V.H. *J. Am. Chem. Soc.* **1967**, *89*, 723; Doering, W. von E.; Schmidt, E.K.G. *Tetrahedron* **1971**, *27*, 2005; Roth, W.R.; Schmidt, E.K.G. *Tetrahedron Lett.* **1971**, 3639; Simpson, J.M.; Richey Jr., H.G. *Tetrahedron Lett.* **1973**, 2545; Gilbert, J.C.; Higley, D.P. *Tetrahedron Lett.* **1973**, 2075; Caramella, P.; Huisgen, R.; Schmolke, B. *J. Am. Chem. Soc.* **1974**, *96*, 2997, 2999; Mazzocchi, P.H.; Tamburin, H.J. *J. Am. Chem. Soc.* **1975**, *97*, 555; Zimmerman, H.E.; Fleming, S.A. *J. Am. Chem. Soc.* **1983**, *105*, 622; Klumpp, G.W.; Schakel, M. *Tetrahedron Lett.* **1983**, *24*, 4595; McGaffin, G.; de Meijere, A.; Walsh, R. *Chem. Ber.* **1991**, *124*, 939. A "continuous diradical transition state" has also been proposed: Roth, W.R.; Lennartz, H.; Doering, W. von E.; Birladeanu, L.; Guyton, C.A.; Kitagawa, T. *J. Am. Chem. Soc.* **1990**, *112*, 1722, and references cited therein.

⁵⁹¹For a discussion concerning whether or not this [1,3]-shift is a concerted reaction, see Gajewski, J.J.; Olson, L.P.; Willcott III, M.R. *J. Am. Chem. Soc.* **1996**, *118*, 299. For a discussion of the mechanism of this reaction, see Su, M.-D. *Tetrahedron* **1995**, *51*, 5871.

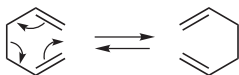
N-Cyclopropylimines undergo rearrangement to cyclic imines (pyrrolines) under photochemical conditions.⁵⁹² P-Vinyl phosphiranes (the P analog of cyclopropanes with P in the ring) under a similar rearrangement, and the mechanism has been studied.⁵⁹³

18-32 The Cope Rearrangement

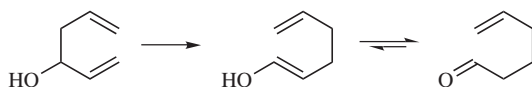
(3/4) → (1/6)-*sigma*-Migration



When 1,5-dienes are heated, a [3,3] sigmatropic rearrangement known as the *Cope rearrangement* (not to be confused with the Cope elimination reaction, **17-9**) occurs to generate an isomeric 1,5-diene.⁵⁹⁴ When the diene is symmetrical about the 3,4 bond, we have the unusual situation where a reaction gives a product identical with the starting material:⁵⁹⁵



Therefore, a Cope rearrangement can be detected only when the diene is not symmetrical about this bond. Any 1,5-diene gives the rearrangement; for example, 3-methyl-1,5-hexadiene heated to 300°C gives 1,5-heptadiene.⁵⁹⁶ However, the reaction takes place more easily (lower temperature required) when there is a group on the 3- or 4-carbon which leads to the new double bond being substituted. The reaction is obviously reversible⁵⁹⁷ and produces an equilibrium mixture of the two 1,5-dienes, which is richer in the thermodynamically more stable isomer. However, the equilibrium can be shifted to the right for 3-hydroxy-1,5-dienes,⁵⁹⁸ because the product tautomerizes to the ketone or aldehyde:



⁵⁹²Campos, P.J.; Soldevilla, A.; Sampedro, D.; Rodriguez, M.A. *Org. Lett.* **2001**, 3, 4087.

⁵⁹³Mátrai, J.; Dransfeld, A.; Veszprém, T.; Nguyen, M.T. *J. Org. Chem.* **2001**, 66, 5671.

⁵⁹⁴For reviews, see Bartlett, P.A. *Tetrahedron* **1980**, 36, 2, 28–39; Rhoads, S.J.; Raulins, N.R. *Org. React.* **1975**, 22, 1; Smith, G.G.; Kelly, F.W. *Prog. Phys. Org. Chem.* **1971**, 8, 75, 153–201; DeWolfe, R.H., in Bamford, C.H.; Tipper, C.F.H. *Comprehensive Chemical Kinetics*, Vol. 9, Elsevier, NY, **1973**, pp. 455–461.

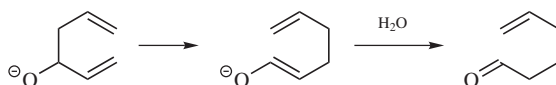
⁵⁹⁵Note that the same holds true for [1,*j*]-sigmatropic reactions of symmetrical substrates (**18-28**, **18-29**).

⁵⁹⁶Levy, H.; Cope, A.C. *J. Am. Chem. Soc.* **1944**, 66, 1684.

⁵⁹⁷For a review of the reverse Cope cyclization, see Cooper, N.J.; Knight, D.W. *Tetrahedron* **2004**, 60, 243.

⁵⁹⁸For an exception, see Elmore, S.W.; Paquette, L.A. *Tetrahedron Lett.* **1991**, 32, 319.

The reaction of 3-hydroxy-1,5-dienes is called the *oxy-Cope rearrangement*,⁵⁹⁹ and has proved highly useful in synthesis.⁶⁰⁰ The oxy-Cope rearrangement is greatly accelerated (by factors of 10^{10} – 10^{17}) if the alkoxide is used rather than the alcohol (the *anionic oxy-Cope rearrangement*),⁶⁰¹ where the direct product is the enolate ion, which is hydrolyzed to the ketone. A metal free reaction using a phosphazene base has been reported.⁶⁰² The silyloxy-Cope rearrangement has proven to be quite useful.⁶⁰³ An antibody-catalyzed oxy-Cope reaction is known,⁶⁰⁴ and the mechanism and origins of catalysis for this reaction have been studied.⁶⁰⁵ Sulfur substitution also leads to rate enhancement of the oxy-Cope rearrangement.⁶⁰⁶ Note that 2-oxonia Cope rearrangements have been implicated in Prins cyclization reactions (**16-54**).⁶⁰⁷



aza-Cope rearrangements are also known.⁶⁰⁸ In amino-Cope rearrangements, the solvent plays a role in the regioselectivity of the reaction.⁶⁰⁹ It has been suggested that this latter reaction does not proceed solely by a concerted [3.3]-sigmatropic rearrangement.⁶¹⁰

⁵⁹⁹Berson, J.A.; Walsh, Jr., E.J. *J. Am. Chem. Soc.* **1968**, *90*, 4729; Warrington, J.M.; Yap, G.P.A.; Barriault, L. *Org. Lett.* **2000**, *2*, 663; Ovaska, T.V.; Roses, J.B. *Org. Lett.* **2000**, *2*, 2361. For reviews, see Paquette, L.A. *Angew. Chem. Int. Ed.* **1990**, *29*, 609; Marvell, E.N.; Whalley, W., in Patai, S. *The Chemistry of the Hydroxyl Group*, pt. 2, Wiley, NY, **1971**, pp. 738–743.

⁶⁰⁰For a list of references, see Larock, R.C. *Comprehensive Organic Transformations*, 2nd ed., Wiley-VCH, NY, **1999**, pp. 1306–1307.

⁶⁰¹Evans, D.A.; Nelson, J.V. *J. Am. Chem. Soc.* **1980**, *102*, 774; Miyashi, T.; Hazato, A.; Mukai, T. *J. Am. Chem. Soc.* **1978**, *100*, 1008; Paquette, L.A.; Pegg, N.A.; Toops, D.; Maynard, G.D.; Rogers, R.D. *J. Am. Chem. Soc.* **1990**, *112*, 277; Gajewski, J.J.; Gee, K.R. *J. Am. Chem. Soc.* **1991**, *113*, 967. See also, Wender, P.A.; Ternansky, R.J.; Sieburth, S.M. *Tetrahedron Lett.* **1985**, *26*, 4319. For a study of isomerization of the parent substrate in the gas phase, see Schulze, S.M.; Santella, N.; Grabowski, J.J.; Lee, J.K. *J. Org. Chem.* **2001**, *66*, 7247.

⁶⁰²Mamdani, H.T.; Hartley, R.C. *Tetrahedron Lett.* **2000**, *41*, 747.

⁶⁰³For a review, see Schneider, C. *Synlett* **2001**, 1079.

⁶⁰⁴Braisted, A.C.; Schultz, P.G. *J. Am. Chem. Soc.* **1994**, *116*, 2211.

⁶⁰⁵Black, K.A.; Leach, A.G.; Kalani, Y.S.; Houk, K.N. *J. Am. Chem. Soc.* **2004**, *126*, 9695.

⁶⁰⁶Paquette, L.A.; Reddy, Y.R.; Vayner, G.; Houk, K.N. *J. Am. Chem. Soc.* **2000**, *122*, 10788.

⁶⁰⁷See Rychnovsky, S.D.; Marumoto, S.; Jaber, J.J. *Org. Lett.* **2001**, *3*, 3815.

⁶⁰⁸Beholz, L.G.; Stille, J.R. *J. Org. Chem.* **1993**, *58*, 5095; Sprules, T.J.; Galpin, J.D.; Macdonald, D. *Tetrahedron Lett.* **1993**, *34*, 247; Cook, G.R.; Barta, N.S.; Stille, J.R. *J. Org. Chem.* **1992**, *57*, 461. See Yadav, J.S.; Reddy, B.V.S.; Rasheed, M.A.; Kumar, H.M.S. *Synlett* **2000**, 487.

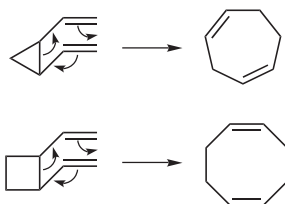
⁶⁰⁹Dobson, H.K.; LeBlanc, R.; Perrier, H.; Stephenson, C.; Welch, T.R.; Macdonald, D. *Tetrahedron Lett.* **1999**, *40*, 3119.

⁶¹⁰Allin, S.M.; Button, M.A.C. *Tetrahedron Lett.* **1999**, *40*, 3801.

The 1,5-diene system may be inside a ring or part of an allenic system⁶¹¹ (this example illustrates both of these situations):⁶¹²



but the reaction does not take place when one of the double bonds is part of an aromatic system (e.g., 4-phenyl-1-butene).⁶¹³ When the two double bonds are in vinylic groups attached to adjacent ring positions, the product is a ring four carbons larger. This has been applied to divinylcyclopropanes and divinylcyclobutanes:⁶¹⁴



Indeed, *cis*-1,2-divinylcyclopropanes give this rearrangement so rapidly that they generally cannot be isolated at room temperature,⁶¹⁵ though exceptions are known.⁶¹⁶ When heated, 1,5-diynes are converted to 3,4-dimethylenecyclobutenes **125**.⁶¹⁷ A rate-determining Cope rearrangement is followed by a very rapid electrocyclic (**18-27**) reaction. The interconversion of 1,3,5-trienes and cyclohexadienes

⁶¹¹Duncan, J.A.; Azar, J.K.; Beate, J.C.; Kennedy, S.R.; Wulf, C.M. *J. Am. Chem. Soc.* **1999**, *121*, 12029.

⁶¹²Harris, Jr., J.F. *Tetrahedron Lett.* **1965**, 1359.

⁶¹³See, for example, Lambert, J.B.; Fabricius, D.M.; Hoard, J.A. *J. Org. Chem.* **1979**, *44*, 1480; Marvell, E.N.; Almond, S.W. *Tetrahedron Lett.* **1979**, 2777, 2779; Newcomb, M.; Vieta, R.S. *J. Org. Chem.* **1980**, *45*, 4793. For exceptions in certain systems, see Doering, W. von E.; Bragole, R.A. *Tetrahedron* **1966**, *22*, 385; Jung, M.E.; Hudspeth, J.P. *J. Am. Chem. Soc.* **1978**, *100*, 4309; Yasuda, M.; Harano, K.; Kanematsu, K. *J. Org. Chem.* **1980**, *45*, 2368.

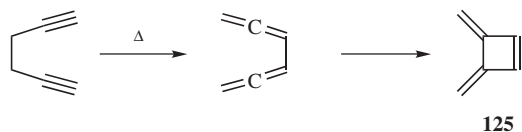
⁶¹⁴Vogel, E.; Ott, K.H.; Gajek, K. *Liebigs Ann. Chem.* **1961**, *644*, 172. For reviews, see Wong, H.N.C.; Hon, M.; Tse, C.; Yip, Y.; Tanko, J.; Hudlicky, T. *Chem. Rev.* **1989**, *89*, 165, see pp. 172–174; Mil'vitskaya, E.M.; Tarakanova, A.V.; Plate, A.F. *Russ. Chem. Rev.* **1976**, *45*, 469, see pp. 475–476.

⁶¹⁵Unsubstituted *cis*-1,2-divinylcyclopropane is fairly stable at -20°C : Brown, J.M.; Golding, B.T.; Stofko, Jr., J.J. *J. Chem. Soc., Chem. Commun.* **1973**, 319; Schneider, M.P.; Rebell, J. *J. Chem. Soc., Chem. Commun.* **1975**, 283.

⁶¹⁶See, for example, Brown, J.M. *Chem. Commun.* **1965**, 226; Schönleber, D. *Chem. Ber.* **1969**, *102*, 1789; Bolesov, I.G.; Ii-hsein, U.; Levina, R.Ya. *J. Org. Chem. USSR* **1970**, *6*, 1791; Schneider, M.P.; Rau, A. *J. Am. Chem. Soc.* **1979**, *101*, 4426.

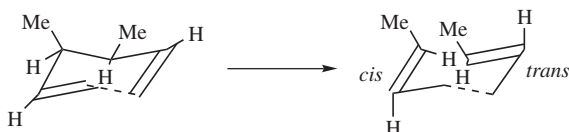
⁶¹⁷For reviews of Cope rearrangements involving triple bonds, see Viola, A.; Collins, J.J.; Filipp, N. *Tetrahedron* **1981**, *37*, 3765; Théron F.; Verny, M.; Vessière, R., in Patai, S. *The Chemistry of the Carbon-Carbon Triple Bond*, pt. 1, Wiley, NY, **1978**, pp. 381–445, pp. 428–430; Huntsman, W.D. *Intra-Sci. Chem. Rep.* **1972**, *6*, 151.

(in **18-27**) is very similar to the Cope rearrangement, but in **18-27**, the 3,4 bond goes from a double bond to a single bond rather than from a single bond to no bond.



Like [2 + 2]-cycloadditions (p. 1220), Cope rearrangements of simple 1,5-dienes can be catalyzed by certain transition-metal compounds. For example, the addition of $\text{PdCl}_2(\text{PhCN})_2$ causes the reaction to take place at room temperature.⁶¹⁸ This can be quite useful synthetically, because of the high temperatures required in the uncatalyzed process.

As we have indicated with our arrows, the mechanism of the uncatalyzed Cope rearrangement is a simple six-centered pericyclic process.⁶¹⁹ Since the mechanism is so simple, it has been possible to study some rather subtle points, among them the question of whether the six-membered transition state is in the boat or the chair form.⁶²⁰ For the case of 3,4-dimethyl-1,5-hexadiene, it was demonstrated conclusively that the transition state is in the chair form. This was shown by the stereospecific nature of the reaction: The meso isomer gave the *cis*-*trans* product, while the (\pm) diastereomer gave the *trans*-*trans* diene.⁶²¹ If the transition state is in the chair form (taking the meso isomer, e.g.), one methyl must be "axial" and the other "equatorial" and the product must be the *cis*-*trans* alkene:



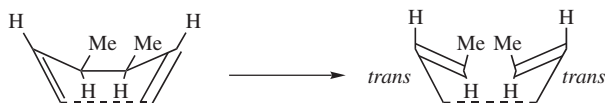
⁶¹⁸Overman, L.E.; Knoll, F.M. *J. Am. Chem. Soc.* **1980**, *102*, 865; Hamilton, R.; Mitchell, T.R.B.; Rooney, J.J. *J. Chem. Soc., Chem. Commun.* **1981**, 456. For reviews of catalysis of Cope and Claisen rearrangements, see Overman, L.E. *Angew. Chem. Int. Ed.* **1984**, *23*, 579; Lutz, R.P. *Chem. Rev.* **1984**, *84*, 205. For a study of the mechanism, see Overman, L.E.; Renaldo, A.F. *J. Am. Chem. Soc.* **1990**, *112*, 3945.

⁶¹⁹For a mechanistic discussion, see Poupko, R.; Zimmermann, H.; Müller, K.; Luz, Z. *J. Am. Chem. Soc.* **1996**, *118*, 7995.

⁶²⁰For a discussion showing a preference for the chair conformation, see Shea, K.J.; Stoddard, G.J.; England, W.P.; Haffner, C.D. *J. Am. Chem. Soc.* **1992**, *114*, 2635. See also, Tantillo, D.J.; Hoffmann, R. *J. Org. Chem.* **2002**, *67*, 1419.

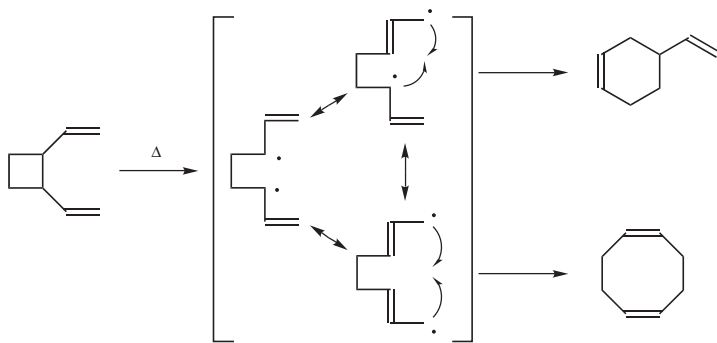
⁶²¹Doering, W. von E.; Roth, W.R. *Tetrahedron* **1962**, *18*, 67. See also, Hill, R.K.; Gilman, N.W. *Chem. Commun.* **1967**, 619; Goldstein, M.J.; DeCamp, M.R. *J. Am. Chem. Soc.* **1974**, *96*, 7356; Hansen, H.; Schmid, H. *Tetrahedron* **1974**, *30*, 1959; Gajewski, J.J.; Benner, C.W.; Hawkins, C.M. *J. Org. Chem.* **1987**, *52*, 5198; Paquette, L.A.; DeRussy, D.T.; Cottrell, C.E. *J. Am. Chem. Soc.* **1988**, *110*, 890.

There are two possible boat forms for the transition state of the meso isomer. One leads to a trans–trans product;



the other to a cis–cis alkene. For the (\pm) pair the predictions are just the opposite: There is just one boat form, and it leads to the cis–trans alkene, while one chair form (“diaxial” methyls) leads to the cis–cis product and the other (“diequatorial” methyls) predicts the trans–trans product. Thus the nature of the products obtained demonstrates that the transition state is a chair and not a boat.⁶²² While 3,4-dimethyl-1,5-hexadiene is free to assume either the chair or boat (it prefers the chair), other compounds are not so free. Thus 1,2-divinylcyclopropane (p. 1661) can react *only* in the boat form, demonstrating that such reactions are not impossible.⁶²³

Because of the nature of the transition state⁶²⁴ in the pericyclic mechanism, optically active substrates with a stereogenic carbon at C-3 or C-4 transfer the chirality to the product (see p. 1673 for an example in the mechanistically similar Claisen rearrangement).⁶²⁵ There are many examples of asymmetric [3,3]-sigmatropic rearrangements.⁶²⁶



⁶²²Preference for the chair transition state is a consequence of orbital-symmetry relationships: Hoffmann, R.; Woodward, R.B. *J. Am. Chem. Soc.* **1965**, *87*, 4389; Fukui, K.; Fujimoto, H. *Tetrahedron Lett.* **1966**, 251.

⁶²³For other examples of Cope rearrangements in the boat form, see Goldstein, M.J.; Benzon, M.S. *J. Am. Chem. Soc.* **1972**, *94*, 7147; Shea, K.J.; Phillips, R.B. *J. Am. Chem. Soc.* **1980**, *102*, 3156; Wiberg, K.B.; Matturo, M.; Adams, R. *J. Am. Chem. Soc.* **1981**, *103*, 1600; Gajewski, J.J.; Jiminez, J.L. *J. Am. Chem. Soc.* **1986**, *108*, 468.

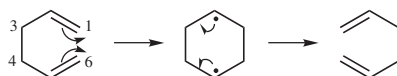
⁶²⁴See Jiao, H.; Schleyer, P.v.R. *Angew. Chem. Int. Ed.* **1995**, *34*, 334; Özkan, I.; Zora, M. *J. Org. Chem.* **2003**, *68*, 9635.

⁶²⁵For a review of Cope and Claisen reactions as enantioselective syntheses, see Hill, R.K., in Morrison, J.D. *Asymmetric Synthesis*, Vol. 3, Academic Press, NY, **1984**, pp. 503–572, 503–545.

⁶²⁶For a review, see Nubbemeyer, U. *Synthesis* **2003**, 961.

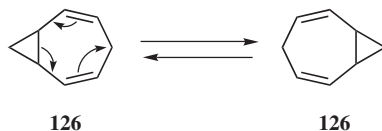
Not all Cope rearrangements proceed by the cyclic six-centered mechanism.⁶²⁷ Thus *cis*-1,2-divinylcyclobutane (p. 1661) rearranges smoothly to 1,5-cyclooctadiene, since the geometry is favorable. The *trans* isomer also gives this product, but the main product is 4-vinylcyclohexene (resulting from **18-31**). This reaction can be rationalized as proceeding by a diradical mechanism,⁶²⁸ although it is possible that at least part of the cyclooctadiene produced comes from a prior epimerization of the *trans*- to the *cis*-divinylcyclobutane followed by Cope rearrangement of the latter.⁶²⁹

It has been suggested that another type of diradical two-step mechanism may be preferred by some substrates.⁶³⁰ Indeed, a nonconcerted Cope rearrangement has been reported.⁶³¹ In this pathway,⁶³² the 1,6 bond is formed before the 3,4 bond breaks:



This is related to the *Bergman cyclization* that was introduced in **18-27**.

It was pointed out earlier that a Cope rearrangement of the symmetrical 1,5-hexadiene gives 1,5-hexadiene. This is a *degenerate Cope rearrangement* (p. 1563). Another molecule that undergoes it is bicyclo[5.1.0]octadiene



⁶²⁷The diradical character of the Cope rearrangement transition state has been studied. See Staroverov, V.B.; Davidson, E.R. *J. Am. Chem. Soc.* **2000**, *122*, 186; Navarro-Vázquez, A.; Prall, M.; Schreiner, P.R. *Org. Lett.* **2004**, *6*, 2981.

⁶²⁸Hammond, G.S.; De Boer, C.D. *J. Am. Chem. Soc.* **1964**, *86*, 899; Trecker, D.J.; Henry, J.P. *J. Am. Chem. Soc.* **1964**, *86*, 902. Also see, Dolbier, Jr., W.R.; Mancini, G.J. *Tetrahedron Lett.* **1975**, 2141; Kessler, H.; Ott, W. *J. Am. Chem. Soc.* **1976**, *98*, 5014. For a discussion of diradical mechanisms in Cope rearrangements, see Berson, J.A., in de Mayo, P. *Rearrangements in Ground and Excited States*, Academic Press, NY, **1980**, pp. 358–372.

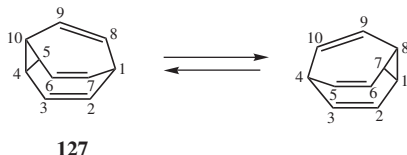
⁶²⁹See, for example, Berson, J.A.; Dervan, P.B. *J. Am. Chem. Soc.* **1972**, *94*, 8949; Baldwin, J.E.; Gilbert, K.E. *J. Am. Chem. Soc.* **1976**, *98*, 8283. For a similar result in the 1,2-divinylcyclopropane series, see Baldwin, J.E.; Ullenius, C. *J. Am. Chem. Soc.* **1984**, *96*, 1542.

⁶³⁰Doering, W. von E.; Toscano, V.G.; Beasley, G.H. *Tetrahedron* **1971**, *27*, 5299; Dewar, M.J.S.; Wade, Jr., L.E. *J. Am. Chem. Soc.* **1977**, *99*, 4417; Padwa, A.; Blacklock, T.J. *J. Am. Chem. Soc.* **1980**, *102*, 2797; Dollinger, M.; Henning, W.; Kirmse, W. *Chem. Ber.* **1982**, *115*, 2309; Kaufmann, D.; de Meijere, A. *Chem. Ber.* **1984**, *117*, 1128; Dewar, M.J.S.; Jie, C. *J. Am. Chem. Soc.* **1987**, *109*, 5893; *J. Chem. Soc., Chem. Commun.* **1989**, 98. For evidence against this view, see Gajewski, J.J. *Acc. Chem. Res.* **1980**, *13*, 142; Morokuma, K.; Borden, W.T.; Hrovat, D.A. *J. Am. Chem. Soc.* **1988**, *110*, 4474; Halevi, E.A.; Rom, R. *Isr. J. Chem.* **1989**, *29*, 311; Owens, K.A.; Berson, J.A. *J. Am. Chem. Soc.* **1990**, *112*, 5973.

⁶³¹Roth, W.R.; Gleiter, R.; Paschmann, V.; Hackler, U.E.; Fritzsche, G.; Lange, H. *Eur. J. Org. Chem.* **1998**, 961; Roth, W.R.; Schaffers, T.; Heiber, M. *Chem. Ber.* **1992**, *125*, 739.

⁶³²For a report of still another mechanism, featuring a diionic variant of the diradical, see Gompper, R.; Ulrich, W. *Angew. Chem. Int. Ed.* **1976**, *15*, 299.

(**126**).⁶³³ At room temperature, the NMR spectrum of this compound is in accord with the structure shown on the left. At 180°C, it is converted by a Cope reaction to a compound equivalent to itself. The interesting thing is that at 180°C the NMR spectrum shows that what exists is an equilibrium mixture of the two structures. That is, at this temperature the molecule rapidly (faster than 10^3 times per second) changes back and forth between the two structures. This is called *valence tautomerism* and is quite distinct from resonance, even though only electrons shift.⁶³⁴ The positions of the nuclei are not the same in the two structures. Molecules like **126** that exhibit valence tautomerism (in this case, at 180°C) are said to have *fluxional* structures. It may be recalled that *cis*-1,2-divinylcyclopropane does not exist at room temperature because it rapidly rearranges to 1,4-cycloheptadiene (p. 1661), but in **126** the *cis*-divinylcyclopropane structure is frozen into the molecule in both structures. Several other compounds with this structural feature are also known. Of these, *bullvalene* (**127**) is especially interesting.



The Cope rearrangement shown changes the position of the cyclopropane ring from 4,5,10 to 1,7,8. But the molecule could also have undergone rearrangements to put this ring at 1,2,8 or 1,2,7. Any of these could then undergo several Cope rearrangements. In all, there are $\frac{10!}{3}$ or >1.2 million tautomeric forms, and the cyclopropane ring can be at any three carbons that are adjacent. Since each of these tautomers is equivalent to all the others, this has been called an infinitely degenerate Cope rearrangement. Bullvalene has been synthesized and its ^1H NMR spectrum determined.⁶³⁵ At -25°C , there are two peaks with an area ratio of 6:4. This is in accord with a single non-tautomeric structure. The six are the vinylic protons and the four are the allylic ones. But at 100°C the compound shows only one NMR peak, indicating that we have here a truly unusual situation where the compound rapidly interchanges its structure among 1.2 million equivalent forms.⁶³⁶ The ^{13}C NMR spectrum of bullvalene also shows

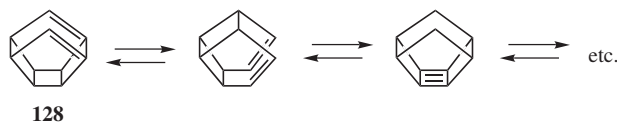
⁶³³Doering, W. von E.; Roth, W.R. *Tetrahedron* **1963**, *19*, 715.

⁶³⁴For reviews of valence tautomerizations, see Decock-Le Révérend, B.; Goudmand, P. *Bull. Soc. Chim. Fr.* **1973**, 389; Gajewski, J.J. *Mech. Mol. Migr.* **1971**, *4*, 1, see pp. 32–49; Paquette, L.A. *Angew. Chem. Int. Ed.* **1971**, *10*, 11; Domareva-Mandel'shtam, T.V.; D'yakonov, I.A. *Russ. Chem. Rev.* **1966**, *35*, 559, 568; Schröder, G.; Oth, J.F.M.; Merényi, R. *Angew. Chem. Int. Ed.* **1965**, *4*, 752.

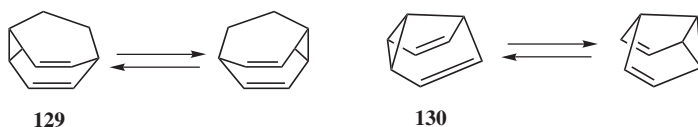
⁶³⁵Schröder, G. *Chem. Ber.* **1964**, *97*, 3140; Merényi, R.; Oth, J.F.M.; Schröder, G. *Chem. Ber.* **1964**, *97*, 3150. For a review of bullvalenes, see Schröder, G.; Oth, J.F.M. *Angew. Chem. Int. Ed.* **1967**, *6*, 414.

⁶³⁶A number of azabullvalenes (**127** containing heterocyclic nitrogen) have been synthesized. They also have fluxional structures when heated, though with fewer tautomeric forms than bullvalene itself: Paquette, L.A.; Malpass, J.R.; Krow, G.R.; Barton, T.J. *J. Am. Chem. Soc.* **1969**, *91*, 5296.

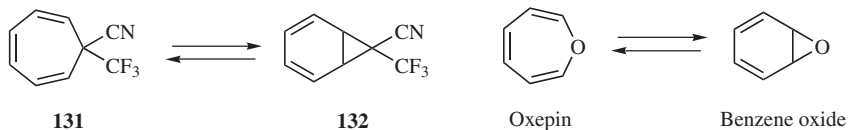
only one peak at 100°C.⁶³⁷



Another compound for which degenerate Cope rearrangements result in equivalence for all the carbons is *hypostrophene* (**128**).⁶³⁸ In the case of the compound *barbaralane* (**129**)⁶³⁹ (bullvalene in which one CH=CH has been replaced by a CH₂):



there are only 2 equivalent tautomers.⁶⁴⁰ However, NMR spectra indicate that even at room temperature a rapid interchange of both tautomers is present, although by about -100°C this has slowed to the point where the spectrum is in accord with a single structure. In the case of *semibullvalene* (**130**) (barbaralane in which the CH₂ has been removed), not only is there a rapid interchange at room temperature, but even at -110°C.⁶⁴¹ Compound **130** has the lowest energy barrier of any known compound capable of undergoing the Cope rearrangement.⁶⁴²



⁶³⁷Oth, J.F.M.; Müllen, K.; Gilles, J.; Schröder, G. *Helv. Chim. Acta* **1974**, *57*, 1415; Nakanishi, H.; Yamamoto, O. *Tetrahedron Lett.* **1974**, 1803; Günther, H.; Ulmen, J. *Tetrahedron* **1974**, *30*, 3781. For deuterium nmr spectra, see Poupko, R.; Zimmermann, H.; Luz, Z. *J. Am. Chem. Soc.* **1984**, *106*, 5391. For a crystal structure study, see Luger, P.; Buschmann, J.; McMullan, R.K.; Ruble, J.R.; Matias, P.; Jeffrey, G.A. *J. Am. Chem. Soc.* **1986**, *108*, 7825.

⁶³⁸McKennis, J.S.; Brener, L.; Ward, J.S.; Pettit, R. *J. Am. Chem. Soc.* **1971**, *93*, 4957; Paquette, L.A.; Davis, R.F.; James, D.R. *Tetrahedron Lett.* **1974**, 1615.

⁶³⁹For a study of sigmatropic shiftamers in extended barbaralanes, see Tantillo, D.J.; Hoffmann, R.; Houk, K.N.; Warner, P.M.; Brown, E.C.; Henze, D.K. *J. Am. Chem. Soc.* **2004**, *126*, 4256.

⁶⁴⁰Barbaralane was synthesized by Biethan, U.; Klusacek, H.; Musso, H. *Angew. Chem. Int. Ed.* **1967**, *6*, 176; by Tsuruta, H.; Kurabayashi, K.; Mukai, T. *Tetrahedron Lett.* **1965**, 3775; by Doering, W. von E.; Ferrier, B.M.; Fossel, E.T.; Hartenstein, J.H.; Jones Jr., M.; Klumpp, G.W.; Rubin, R.M.; Saunders, M. *Tetrahedron* **1967**, *23*, 3943; and by Henkel, J.G.; Hane, J.T. *J. Org. Chem.* **1983**, *48*, 3858.

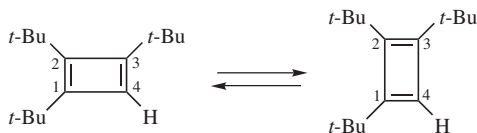
⁶⁴¹Meinwald, J.; Schmidt, D. *J. Am. Chem. Soc.* **1969**, *91*, 5877; Zimmerman, H.E.; Binkley, R.W.; Givens, R.S.; Grunewald, G.L.; Sherwin, M.A. *J. Am. Chem. Soc.* **1969**, *91*, 3316.

⁶⁴²Cheng, A.K.; Anet, F.A.L.; Mioduski, J.; Meinwald, J. *J. Am. Chem. Soc.* **1974**, *96*, 2887; Moskau, D.; Aydin, R.; Leber, W.; Günther, H.; Quast, H.; Martin, H.-D.; Hassenrück, K.; Miller, L.S.; Grohmann, K. *Chem. Ber.* **1989**, *122*, 925. For a discussion concerning whether or not semibullvalenes are homoaromatic, see Williams, R.V.; Gadgil, V.R.; Chauhan, K.; Jackman, L.M.; Fernandes, E. *J. Org. Chem.* **1998**, *63*, 3302.

The molecules taking part in a valence tautomerization need not be equivalent. Thus, NMR spectra indicate that a true valence tautomerization exists at room temperature between the cycloheptatriene **131** and the norcaradiene **132**.⁶⁴³ In this case, one isomer (**132**) has the *cis*-1,2-divinylcyclopropane structure, while the other does not. In an analogous interconversion, benzene oxide⁶⁴⁴ and oxepin exist in a tautomeric equilibrium at room temperature.⁶⁴⁵

Bullvalene and hypostrophene are members of a group of compounds all of whose formulas can be expressed by the symbol $(\text{CH})_{10}$.⁶⁴⁶ Many other members of this group are known. Similar groups of $(\text{CH})_n$ compounds exist for other even-numbered values of “*n*”.⁶⁴⁶ For example, there are 20 possible $(\text{CH})_8$ compounds,⁶⁴⁸ and five possible $(\text{CH})_6$ compounds,⁶⁴⁹ all of which are known: benzene, prismane (p. 220), Dewar benzene (p. 1641), bicyclopropenyl,⁶⁵⁰ and benzvalene.⁶⁵¹

An interesting example of a valence tautomerism is the case of 1,2,3-tri-*tert*-butylcyclobutadiene (p. 74). There are two isomers, both rectangular, and ¹³C NMR spectra show that they exist in a dynamic equilibrium, even at -185°C .⁶⁵²



⁶⁴³Ciganek, E. *J. Am. Chem. Soc.* **1965**, *87*, 1149. For other examples of norcaradiene–cycloheptatriene valence tautomerizations, see Görlitz, M.; Günther, H. *Tetrahedron* **1969**, *25*, 4467; Ciganek, E. *J. Am. Chem. Soc.* **1965**, *93*, 2207; Dürr, H.; Kober, H. *Chem. Ber.* **1973**, *106*, 1565; Betz, W.; Daub, J. *Chem. Ber.* **1974**, *107*, 2095; Maas, G.; Regitz, M. *Chem. Ber.* **1976**, *109*, 2039; Warner, P.M.; Lu, S. *J. Am. Chem. Soc.* **1980**, *102*, 331; Neidlein, R.; Radke, C.M. *Helv. Chim. Acta* **1983**, *66*, 2626; Takeuchi, K.; Kitagawa, T.; Ueda, A.; Senzaki, Y.; Okamoto, K. *Tetrahedron* **1985**, *41*, 5455.

⁶⁴⁴For a review of arene oxides, see Shirwaiker, G.S.; Bhatt, M.V. *Adv. Heterocycl. Chem.* **1984**, *37*, 67.

⁶⁴⁵For reviews, see Maier, G. *Angew. Chem. Int. Ed.* **1967**, *6*, 402; Vogel, E.; Günther, H. *Angew. Chem. Int. Ed.* **1967**, *6*, 385; Vogel, E. *Pure Appl. Chem.* **1969**, *20*, 237. See also, Boyd, D.R.; Stubbs, M.E. *J. Am. Chem. Soc.* **1983**, *105*, 2554.

⁶⁴⁶For reviews of rearrangements and interconversions of $(\text{CH})_n$ compounds, see Balaban, A.T.; Banciu, M. *J. Chem. Educ.* **1984**, *61*, 766; Greenberg, A.; Liebman, J.F. *Strained Organic Molecules*, Academic Press, NY, **1978**, pp. 203–215; Scott, L.T.; Jones, Jr., M. *Chem. Rev.* **1972**, *72*, 181. See also, Maier, G.; Wiegand, N.H.; Baum, S.; Wüllner, R. *Chem. Ber.* **1989**, *122*, 781.

⁶⁴⁷For a review of strain in $(\text{CH})_8$ compounds, see Hassenrück, K.; Martin, H.; Walsh, R. *Chem. Rev.* **1989**, *89*, 1125.

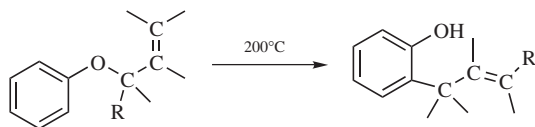
⁶⁴⁸The structures of all possible $(\text{CH})_n$ compounds, for $n = 4, 6, 8$, and 10, are shown in Balaban, A.T.; Banciu, M. *J. Chem. Educ.* **1984**, *61*, 766. For a review of $(\text{CH})_{12}$ compounds, see Banciu, M.; Popa, C.; Balaban, A.T. *Chem. Scr.* **1984**, *24*, 28.

⁶⁴⁹For reviews of valence isomers of benzene and some related compounds, see Kobayashi, Y.; Kumadaki, I. *Top. Curr. Chem.* **1984**, *123*, 103; Bickelhaupt, F.; de Wolf, W.H. *Recl. Trav. Chim. Pays-Bas* **1988**, *107*, 459.

⁶⁵⁰For a study of how this compound isomerizes to benzene, see Davis, J.H.; Shea, K.J.; Bergman, R.G. *J. Am. Chem. Soc.* **1977**, *99*, 1499.

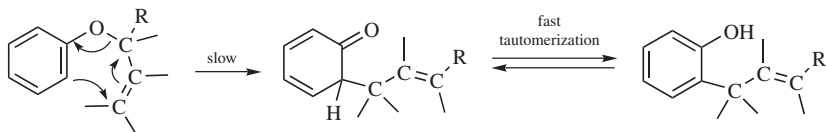
⁶⁵¹For reviews of benzvalenes, see Christl, M. *Angew. Chem. Int. Ed.* **1981**, *20*, 529; Burger, U. *Chimia*, **1979**, 147.

⁶⁵²Maier, G.; Kalinowski, H.; Euler, K. *Angew. Chem. Int. Ed.* **1982**, *21*, 693.

18-33 The Claisen Rearrangement⁶⁵³

Allylic aryl ethers, when heated, rearrange to *o*-allylphenols in a reaction called the *Claisen rearrangement*.⁶⁵⁴ If both ortho positions are filled, the allylic group migrates to the para position (this is often called the *para-Claisen rearrangement*).⁶⁵⁵ There is no reaction when the para and both ortho positions are filled. Migration to the meta position has not been observed. In the ortho migration, the allylic group always undergoes an allylic shift. That is, as shown above, a substituent α to the oxygen is now γ to the ring (and vice versa). On the other hand, in the para migration there is never an allylic shift: The allylic group is found exactly as it was in the original ether. Compounds with propargylic groups (i.e., groups with a triple bond in the appropriate position) do not generally give the corresponding products.

The mechanism is a concerted pericyclic [3,3]-sigmatropic rearrangement⁶⁵⁶ and accounts for all these facts. For the ortho rearrangement:



Evidence is the lack of a catalyst, the fact that the reaction is first order in the ether, the absence of crossover products when mixtures are heated, and the presence of the allylic shift, which is required by this mechanism. A *retro-Claisen* rearrangement is known and its mechanism has been examined.⁶⁵⁷ The allylic

⁶⁵³For a review of the Claisen rearrangement since about 1910, see Castro, A.M.M. *Chem. Rev.* **2004**, *104*, 2939.

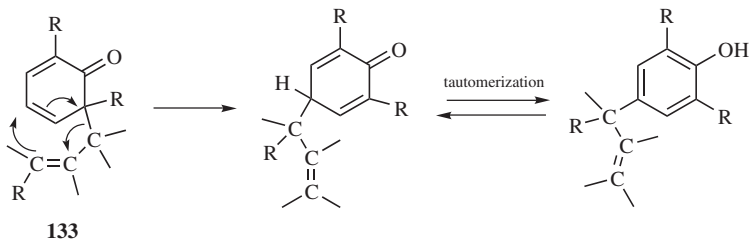
⁶⁵⁴For reviews, see Fleming, I. *Pericyclic Reactions*, Oxford University Press, Oxford, **1999**, pp. 71–83; Moody, C.J. *Adv. Heterocycl. Chem.* **1987**, *42*, 203; Bartlett, P.A. *Tetrahedron* **1980**, *36*, 2, see pp. 28–39; Ziegler, F.E. *Acc. Chem. Res.* **1977**, *10*, 227; Bennett, G.B. *Synthesis* **1977**, 589; Rhoads, S.J.; Raulins, N.R. *Org. React.* **1975**, *22*, 1; Shine, H.J. *Aromatic Rearrangements*; Elsevier, NY, **1969**, pp. 89–120; Smith, G.G.; Kelly, F.W. *Prog. Phys. Org. Chem.* **1971**, *8*, 75, 153–201; Hansen, H.; Schmid, H. *Chimia*, **1970**, *24*, 89, *Chem. Br.* **1969**, *5*, 111; Jefferson, A.; Scheinmann, F. *Q. Rev. Chem. Soc.* **1968**, *22*, 391; Thyagarajan, B.S. *Adv. Heterocycl. Chem.* **1967**, *8*, 143; Dalrymple D.L.; Kruger, T.L.; White, W.N., in Patai *The Chemistry of the Ether Linkage*, Wiley, NY, **1967**, pp. 635–660.

⁶⁵⁵For a discussion of regioselectivity, see Gozzo, F.C.; Fernandes, S.A.; Rodrigues, D.C.; Eberlin, M.N.; Marsaioli, A.J. *J. Org. Chem.* **2003**, *68*, 5493.

⁶⁵⁶For isotope effect evidence regarding the nature of the concerted transition state, see McMichael, K.D.; Korver, G.L. *J. Am. Chem. Soc.* **1979**, *101*, 2746; Gajewski, J.J.; Conrad, N.D. *J. Am. Chem. Soc.* **1979**, *101*, 2747; Kupczyk-Subotkowska, L.; Saunders, Jr., W.H.; Shine, H.J. *J. Am. Chem. Soc.* **1988**, *110*, 7153.

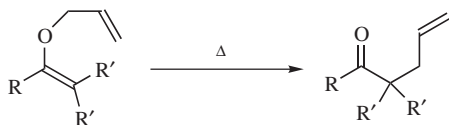
⁶⁵⁷Boeckman, Jr., R.K.; Shair, M.D.; Vargas, J.R.; Stolz, L.A. *J. Org. Chem.* **1993**, *58*, 1295.

shift for the ortho rearrangement (and the absence of one for the para) has been demonstrated by ^{14}C labeling, even when no substituents are present. Studies of the transition-state geometry have shown that, like the Cope rearrangement, the Claisen rearrangement usually prefers a chair-like transition state.⁶⁵⁸ When the ortho positions have no hydrogen, a second [3,3]-sigmatropic migration (a Cope reaction) follows:



and the migrating group is restored to its original structure. Intermediates of structure **133** have been trapped by means of a Diels–Alder reaction.⁶⁵⁹ The rearrangement of aryl allyl ethers is facilitated by Ag–KI in hot acetic acid,⁶⁶⁰ and by AlMe_3 in water.⁶⁶¹ A solid-phase reaction of polymer-bound substrate undergoes the Claisen rearrangement with microwave irradiation.⁶⁶²

Allylic ethers of enols (allylic vinylic ethers) also undergo the Claisen rearrangement,⁶⁶³ in fact, it was discovered with these compounds first.⁶⁶⁴



In these cases of course, the final tautomerization does not take place even when $\text{R}' = \text{H}$, since there is no aromaticity to restore, and ketones are more stable than enols.⁶⁶⁵ Catalytic Claisen rearrangements of allyl vinyl ethers are well known.⁶⁶⁶

⁶⁵⁸Wunderli, A.; Winkler, T.; Hansen, H. *Helv. Chim. Acta* **1977**, *60*, 2436; Copley, S.D.; Knowles, J.R. *J. Am. Chem. Soc.* **1985**, *107*, 5306. Also see, Yoo, H.Y.; Houk, K.N. *J. Am. Chem. Soc.* **1994**, *116*, 12047; Kupczyk-Subotkowska, L.; Saunders, Jr., W.H.; Shine, H.J.; Subotkowski, W. *J. Am. Chem. Soc.* **1993**, *115*, 5957; Kupczyk-Subotkowska, L.; Subotkowski, W.; Saunders, Jr., W.H.; Shine, H.J.; *J. Am. Chem. Soc.* **1992**, *114*, 3441.

⁶⁵⁹Conroy, H.; Firestone, R.A. *J. Am. Chem. Soc.* **1956**, *78*, 2290.

⁶⁶⁰Sharghi, H.; Aghapour, G. *J. Org. Chem.* **2000**, *65*, 2813.

⁶⁶¹Wipf, P.; Ribe, S. *Org. Lett.* **2001**, *3*, 1503.

⁶⁶²Kumar, H.M.S.; Anjaneyulu, S.; Reddy, B.V.S.; Yadav, J.C. *Synlett* **2000**, 1129.

⁶⁶³For a review, see Ziegler, F.E. *Chem. Rev.* **1988**, *88*, 1423.

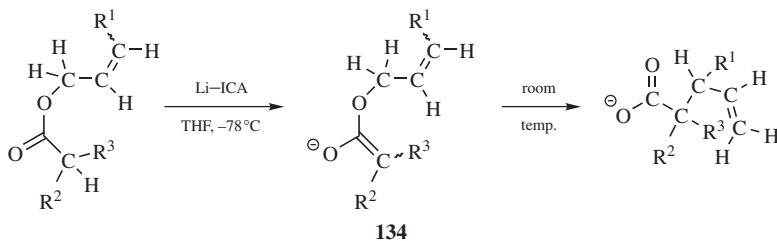
⁶⁶⁴Claisen, L. *Berchte.* **1912**, *45*, 3157.

⁶⁶⁵However, it has proved possible to reverse the reaction, with a Lewis acid catalyst. See Boeckman Jr., R.K.; Flann, C.J.; Poss, K.M. *J. Am. Chem. Soc.* **1985**, *107*, 4359.

⁶⁶⁶For a review, see Hiersemann, M.; Abraham, L. *Eur. J. Org. Chem.* **2002**, 1461.

The use of water as solvent accelerates the reaction.⁶⁶⁷ A microwave induced reaction on silica gel is known⁶⁶⁸. The mechanism is similar to that with allylic aryl ethers.⁶⁶⁹ Allyl allene ethers undergo a Claisen rearrangement when heated in DMF to give the expected diene with a conjugated aldehyde unit.⁶⁷⁰ Butenolides with a β -allylic ether unit undergo Claisen rearrangement–Conia reaction⁶⁷¹ cascade to give an oxaspiro heptane with β -keto lactone comprising the five-membered ring.⁶⁷² Allylic esters of β -keto acids undergo a Claisen rearrangement in what is known as the *Carroll rearrangement*⁶⁷³ (also called the *Kimel–Cope rearrangement*⁶⁷⁴), and the reaction can be catalyzed by a ruthenium complex.⁶⁷⁵

It is possible to treat ketones with allyl alcohol and an acid catalyst to give γ,δ -unsaturated ketones directly, presumably by initial formation of the vinylic ethers, and then Claisen rearrangement.⁶⁷⁶ In an analogous procedure, the enolates (**134**) of allylic esters [formed by treatment of the esters with lithium isopropylcyclohexylamide (LICA)] rearrange to γ,δ -unsaturated acids.⁶⁷⁷ Allylic alcohols can be treated with a catalytic amount of mercuric acetate, and in the presence of an excess of allyl vinyl ethers give an alkene–aldehyde via a Claisen rearrangement.⁶⁷⁸



⁶⁶⁷Grieco, P.A.; Brandes, E.B.; McCann, S.; Clark, J.D. *J. Org. Chem.* **1989**, *54*, 5849. The effect of water on the transition state has been examined; see Guest, J.M.; Craw, J.S.; Vincent, M.A.; Hillier, I.H. *J. Chem. Soc. Perkin Trans. 2* **1997**, 71; Sehgal, A.; Shao, L.; Gao, J. *J. Am. Chem. Soc.* **1995**, *117*, 11337.

⁶⁶⁸Kotha, S.; Mandal, K.; Deb, A.C.; Banerjee, S. *Tetrahedron Lett.* **2004**, *45*, 9603.

⁶⁶⁹For discussions of the transition state, see Gajewski, J.J.; Jurayj, J.; Kimbrough, D.R.; Gande, M.E.; Ganem, B.; Carpenter, B.K. *J. Am. Chem. Soc.* **1987**, *109*, 1170. For MO calculations, see Vance, R.L.; Rondan, N.G.; Houk, K.N.; Jensen, F.; Borden, W.T.; Komornicki, A.; Wimmer, E. *J. Am. Chem. Soc.* **1988**, *110*, 2314; Dewar, M.J.S.; Jie, C. *J. Am. Chem. Soc.* **1989**, *111*, 511.

⁶⁷⁰Parsons, P.J.; Thomson, P.; Taylor, A.; Sparks, T. *Org. Lett.* **2000**, *2*, 571.

⁶⁷¹For a review of the Conia-ene reaction, see Conia, J.M.; Le Perchec, P. *Synthesis* **1975**, 1.

⁶⁷²Schober, R.; Siegfried, S.; Gordon, G.; Nieuwenhuyzen, M.; Allenmark, S. *Eur. J. Org. Chem.* **2001**, 1951.

⁶⁷³Carroll, M.F. *J. Chem. Soc.* **1940**, 704, 1266; Carroll, M.F. *J. Chem. Soc.* **1941**, 507; Ziegler, F.E. *Chem. Rev.* **1988**, *88*, 1423.

⁶⁷⁴Kimel, W.; Cope, A.C. *J. Am. Chem. Soc.* **1943**, *65*, 1992.

⁶⁷⁵Burger, E.C.; Tunge, J.A. *Org. Lett.* **2004**, *6*, 2603.

⁶⁷⁶Lorette, N.B. *J. Org. Chem.* **1961**, *26*, 4855. See also, Saucy, G.; Marbet, R. *Helv. Chim. Acta* **1967**, *50*, 2091; Marbet, R.; Saucy, G. *Helv. Chim. Acta* **1967**, *50*, 2095; Thomas, A.F. *J. Am. Chem. Soc.* **1969**, *91*, 3281; Johnson, W.S.; Werthemann, L.; Bartlett, W.R.; Brocksom, T.J.; Li, T.; Faulkner, D.J.; Petersen, M.R. *J. Am. Chem. Soc.* **1970**, *92*, 741; Pitteloud, R.; Petrzilka, M. *Helv. Chim. Acta* **1979**, *62*, 1319; Daub, G.W.; Sanchez, M.G.; Cromer, R.A.; Gibson, L.L. *J. Org. Chem.* **1982**, *47*, 743; Bartlett, P.A.; Tanzella, D.J.; Barstow, J.F. *J. Org. Chem.* **1982**, *47*, 3941.

⁶⁷⁷Ireland, R.E.; Mueller, R.H.; Willard, A.K. *J. Am. Chem. Soc.* **1976**, *98*, 2868; Gajewski, J.J.; Emrani, J. *J. Am. Chem. Soc.* **1984**, *106*, 5733; Cameron, A.G.; Knight, D.W. *J. Chem. Soc. Perkin Trans. 1* **1986**, 161. See also, Wilcox, C.S.; Babston, R.E. *J. Am. Chem. Soc.* **1986**, *108*, 6636.

⁶⁷⁸Tokuyama, H.; Makido, T.; Ueda, T.; Fukuyama, T. *Synth. Commun.* **2002**, *32*, 869.

Alternatively, the silylketene acetal $R^3R^2C=C(OSiR_3)OCH_2CH=CHR^1$ is often used instead of **134**.^{677,679} This rearrangement also proceeds at room temperature. By either procedure, the reaction is called the *Ireland–Claisen rearrangement*.⁶⁸⁰ Note the presence of the negative charge in **134**. As with the oxy-Cope rearrangement (in **18-34**), negative charges generally accelerate the Claisen reaction,⁶⁸¹ although the extent of the acceleration can depend on the identity of the positive counterion.⁶⁸² The reaction proceeds with good syn selectivity in many cases.⁶⁸³ The Ireland–Claisen rearrangement has been made enantioselective by converting **134** to an enol borinate in which the boron is attached to a chiral group.⁶⁸⁴ The Ireland–Claisen rearrangement can be done with amide derivatives also.⁶⁸⁵

A number of expected analogs of the Claisen rearrangement are known, for example, rearrangement of $ArNHCH_2CH=CH_2$,⁶⁸⁶ of *N*-allylic enamines ($R_2C=CRNCR_2CR=CR_2$),⁶⁸⁷ of allylic imino esters, $RC(OCH_2CH=CH_2)=NR$ ⁶⁸⁸ (these have often been rearranged with transition-metal catalysts⁶⁸⁹), and of $RCH=NRCHRCH_2CH=CH_2$. These rearrangements of nitrogen-containing compounds can be called *aza-Claisen rearrangements*,⁶⁹⁰ but are often called

⁶⁷⁹Ireland, R.E.; Wipf, P.; Armstrong III, J.D. *J. Org. Chem.* **1991**, *56*, 650.

⁶⁸⁰For a recent example, see Dell, C.P.; Khan, K.M.; Knight, D.W. *J. Chem. Soc. Perkin Trans. 1* **1994**, 341. For a review, see Chai, Y.; Hong, S.-p.; Lindsay, H.A.; McFarland, C.; McIntosh, M.C. *Tetrahedron* **2002**, *58*, 2905.

⁶⁸¹See, for example, Denmark, S.E.; Harmata, M.A.; White, K.S. *J. Am. Chem. Soc.* **1989**, *111*, 8878.

⁶⁸²Koreeda, M.; Luengo, J.I. *J. Am. Chem. Soc.* **1985**, *107*, 5572; Kirchner, J.J.; Pratt, D.V.; Hopkins, P.B. *Tetrahedron Lett.* **1988**, *29*, 4229.

⁶⁸³Mohamed, M.; Brook, M.A. *Tetrahedron Lett.* **2001**, *42*, 191. For a discussion of boat or chair preferences, see Khaledy, M.M.; Kalani, M.Y.S.; Khuong, K.S.; Houk, K.N.; Aviyente, V.; Neier, R.; Soldermann, N.; Velker, J. *J. Org. Chem.* **2003**, *68*, 572.

⁶⁸⁴Corey, E.J.; Lee, D. *J. Am. Chem. Soc.* **1991**, *113*, 4026.

⁶⁸⁵Tsunoda, T.; Tatsuki, S.; Shiraishi, Y.; Akasaka, M.; Itô, S. *Tetrahedron Lett.* **1993**, *34*, 3297. Also see, Walters, M.A.; Hoem, A.B.; Arcand, H.R.; Hegeman, A.D.; McDonough, C.S. *Tetrahedron Lett.* **1993**, *34*, 1453.

⁶⁸⁶Marcinkiewicz, S.; Green, J.; Mamalis, P. *Tetrahedron* **1961**, *14*, 208; Inada, S.; Ikado, S.; Okazaki, M. *Chem. Lett.* **1973**, 1213; Schmid, M.; Hansen, H.; Schmid, H. *Helv. Chim. Acta* **1973**, *56*, 105; Jolidon, S.; Hansen, H. *Helv. Chim. Acta* **1977**, *60*, 978.

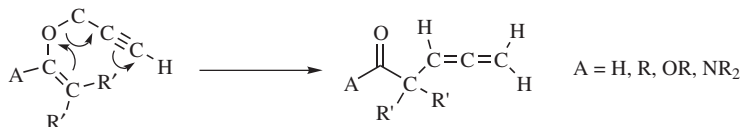
⁶⁸⁷Ficini, J.; Barbara, C. *Tetrahedron Lett.* **1966**, 6425; Ireland, R.E.; Willard, A.K. *J. Org. Chem.* **1974**, *39*, 421; Hill, R.K.; Khatri, H.N. *Tetrahedron Lett.* **1978**, 4337; Anderson, J.C.; Flaherty, A.; Swarbrick, M.E. *J. Org. Chem.* **2000**, *65*, 9152. For the reverse of this rearrangement, see Wu, P.; Fowler, F.W. *J. Org. Chem.* **1988**, *53*, 5998.

⁶⁸⁸For examples, see Synerholm, M.E.; Gilman, N.W.; Morgan, J.W.; Hill, R.K. *J. Org. Chem.* **1968**, *33*, 1111; Black, D.S.; Eastwood, F.W.; Okraglik, R.; Poynton, A.J.; Wade, A.M.; Welker, C.H. *Aust. J. Chem.* **1972**, *25*, 1483; Overman, L.E. *J. Am. Chem. Soc.* **1974**, *96*, 597; Metz, P.; Mues, C. *Tetrahedron* **1988**, *44*, 6841. See Gradl, S.N.; Kennedy-Smith, J.J.; Kim, J.; Trauner, D. *Synlett* **2002**, 411.

⁶⁸⁹See Schenck, T.G.; Bosnich, B. *J. Am. Chem. Soc.* **1985**, *107*, 2058, and references cited therein. Palladium catalyzed: Jiang, Y.; Longmire, J.M.; Zhang, X. *Tetrahedron Lett.* **1999**, *40*, 1449; Donde, Y.; Overman, L.E. *J. Am. Chem. Soc.* **1999**, *121*, 2933; Anderson, C.E.; Overman, L.E. *J. Am. Chem. Soc.* **2003**, *125*, 12412.

⁶⁹⁰See Majumdar, K.C.; Samanta, S.K. *Tetrahedron* **2001**, *57*, 4955; Kirsch, S.F.; Overman, L.F.; Watson, M.P. *J. Org. Chem.* **2004**, *69*, 8101.

*aza-Cope rearrangements*⁶⁹¹ as described in **18-34**. However, a palladium catalyzed aza-Claisen has been reported.⁶⁹² A so-called amine-Claisen rearrangement was reported for *N*-allyl indoles, when heated in the presence of $\text{BF}_3 \cdot \text{OEt}_2$.⁶⁹³ An *azo-Cope* rearrangement: $\text{CH}_2=\text{CHCR}_2^1 \text{CR}_2^2 \text{N}=\text{NAr} \rightarrow \text{R}_2^1 \text{C}=\text{CHCH}_2\text{NArN}=\text{CR}_2^2$ has been reported.⁶⁹⁴ Propargylic vinylic compounds give allenic aldehydes, ketones, esters, or amides.⁶⁹⁵



The conversion of allylic aryl thioethers $\text{ArSCH}_2\text{CH}=\text{CH}_2$ to *o*-allylic thiophenols is not feasible, because the latter are not stable,⁶⁹⁶ but react to give bicyclic compounds.⁶⁹⁷ However, many allylic vinylic sulfides do give the rearrangement (the *thio-Claisen rearrangement*).⁶⁹⁸ Allylic vinylic sulfones, for example, $\text{H}_2\text{C}=\text{CRCH}_2\text{-SO}_2\text{-CH}=\text{CH}_2$, rearrange, when heated in the presence of ethanol and pyridine, to unsaturated sulfonate salts $\text{CH}_2=\text{CRCH}_2\text{CH}_2\text{CH}_2\text{SO}_3^-$, produced by reaction of the reagents with the unstable sulfene intermediates $\text{CH}_2=\text{CRCH}_2\text{CH}_2\text{CH}=\text{SO}_2$.⁶⁹⁹ Allylic vinylic sulfoxides rapidly rearrange at room temperature or below.⁷⁰⁰

As mentioned for the Ireland-Claisen rearrangement, asymmetric Claisen rearrangement reactions are well known.⁷⁰¹ Chiral Lewis acids have been designed for

⁶⁹¹For a review, see Przheval'skii, N.M.; Grandberg, I.I. *Russ. Chem. Rev.* **1987**, *56*, 477. For reviews of [3,3]-sigmatropic rearrangements with heteroatoms present, see Blechert, S. *Synthesis* **1989**, 71; Winterfeldt, E. *Fortschr. Chem. Forsch.* **1970**, *16*, 75. For a review of [3,3]-rearrangements of iminium salts, see Heimgartner, H.; Hansen, H.; Schmid, H. *Adv. Org. Chem.* **1979**, *9*, pt. 2, 655.

⁶⁹²Uozumi, Y.; Kato, K.; Hayashi, T. *Tetrahedron Asymmetry*, **1998**, *9*, 1065; Mehmandoust, M.; Petit, Y.; Larchevêque, M. *Tetrahedron Lett.* **1992**, *33*, 4313. For a 3-aza-Claisen rearrangement, see Gilbert, J.C.; Cousins, K.R. *Tetrahedron* **1994**, *50*, 10671.

⁶⁹³Anderson, W.K.; Lai, G. *Synthesis* **1995**, 1287.

⁶⁹⁴Mitsunashi, T. *J. Am. Chem. Soc.* **1986**, *108*, 2400.

⁶⁹⁵For reviews of Claisen rearrangements involving triple bonds, see Schuster, H.F.; Coppola, G.M. *Allenes in Organic Synthesis*, Wiley, NY, **1984**, pp. 337-343; Viola, A.; Collins, J.J.; Filipp, N. *Tetrahedron* **1981**, *37*, 3765; Théron F.; Verny, M.; Vessière, R., in Patai, S. *The Chemistry of the Carbon-Carbon Triple Bond*, pt. 1, Wiley, NY, **1978**, pp. 421-428. See also, Henderson, M.A.; Heathcock, C.H. *J. Org. Chem.* **1988**, *53*, 4736.

⁶⁹⁶They have been trapped: See, for example, Mortensen, J.Z.; Hedegaard, B.; Lawesson, S. *Tetrahedron* **1971**, *27*, 3831; Kwart, H.; Schwartz, J.L. *J. Org. Chem.* **1974**, *39*, 1575.

⁶⁹⁷Meyers, C.Y.; Rinaldi, C.; Banoli, L. *J. Org. Chem.* **1963**, *28*, 2440; Kwart, H.; Cohen, M.H. *J. Org. Chem.* **1967**, *32*, 3135; *Chem. Commun.* **1968**, 319; Makisumi, Y.; Murabayashi, A. *Tetrahedron Lett.* **1969**, 1971, 2449.

⁶⁹⁸For a review, see Majumdar, K.C.; Ghosh, S.; Ghosh, M. *Tetrahedron* **2003**, *59*, 7251.

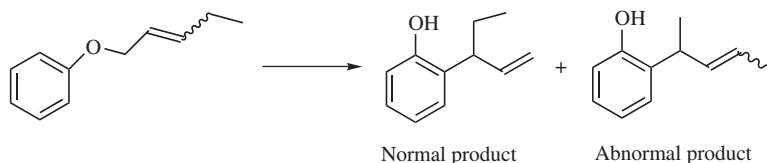
⁶⁹⁹King, J.F.; Harding, D.R.K. *J. Am. Chem. Soc.* **1976**, *98*, 3312.

⁷⁰⁰Block, E.; Ahmad, S. *J. Am. Chem. Soc.* **1985**, *107*, 6731.

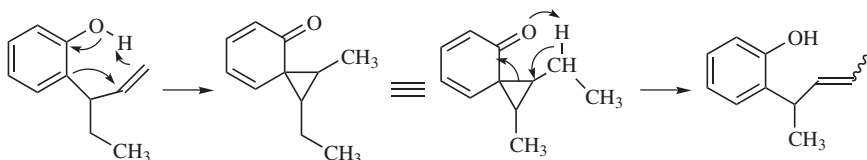
⁷⁰¹For example, see Zumpe, F.L.; Kazmaier, U. *Synlett* **1998**, 434; Ito, H.; Sato, A.; Taguchi, T. *Tetrahedron Lett.* **1997**, *38*, 4815; Kazmaier, U.; Krebs, A. *Angew. Chem. Int. Ed.* **1995**, *34*, 2012. For asymmetric induction in the thio-Claisen rearrangement, see Reddy, K.V.; Rajappa, S. *Tetrahedron Lett.* **1992**, *33*, 7957.

this purpose.⁷⁰² In general, asymmetric [3,3]-sigmatropic rearrangements are well known.⁷⁰³

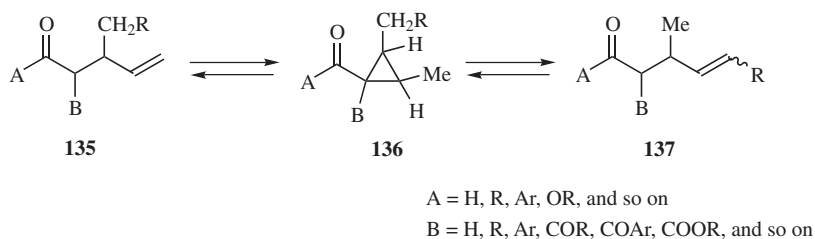
Ethers with an alkyl group in the γ position (ArO-C-C=C-R systems) sometimes give abnormal products, with the β carbon becoming attached to the ring:⁷⁰⁴



It has been established that these abnormal products do not arise directly from the starting ether, but are formed by a further rearrangement of the normal product:⁷⁰⁵



This rearrangement, which has been called an *enolene rearrangement*, a *homo-dienyl [1,5]-sigmatropic hydrogen shift* (see **18-29**), and a *[1,5]-homosigmatropic rearrangement*, involves a shift of three electron pairs over *seven* atoms. It has been found that this “abnormal” Claisen rearrangement is general and can interconvert the enol forms of systems of the types **135** and **136** through the cyclopropane intermediate **137**.⁷⁰⁶



⁷⁰²Maruoka, K.; Saito, S.; Yamamoto, J. *J. Am. Chem. Soc.* **1995**, *117*, 1165. See Sharma, G.V.M.; Ilangovan, A.; Sreevivas, P.; Mahalingam, A.K. *Synlett* **2000**, 615. **Yb**: Hiersemann, M.; Abraham, L. *Org. Lett.* **2001**, *3*, 49. **Rh**: Miller, S.P.; Morken, J.P. *Org. Lett.* **2002**, *4*, 2743.

⁷⁰³For a review, see Enders, D.; Knopp, M.; Schiffers, R. *Tetrahedron Asymmetry*, **1996**, *7*, 1847.

⁷⁰⁴For reviews of these abnormal Claisen rearrangements, see Hansen, H. *Mech. Mol. Migr.* **1971**, *3*, 177; Marvell, E.N.; Whalley, W., in Patai, S. *The Chemistry of the Hydroxyl Group*, pt. 2, Wiley, NY, **1971**, pp. 743–750.

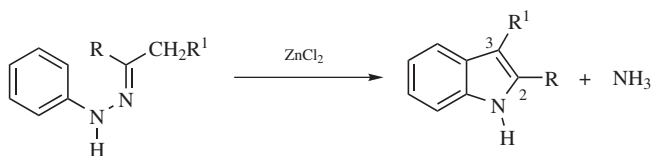
⁷⁰⁵Habich, A.; Barner, R.; Roberts, R.; Schmid, H. *Helv. Chim. Acta* **1962**, *45*, 1943; Lauer, W.M.; Johnson, T.A. *J. Org. Chem.* **1963**, *28*, 2913; Fráter, G.; Schmid, H. *Helv. Chim. Acta* **1966**, *49*, 1957; Marvell, E.N.; Schatz, B. *Tetrahedron Lett.* **1967**, 67.

⁷⁰⁶Watson, J.M.; Irvine, J.L.; Roberts, R.M. *J. Am. Chem. Soc.* **1973**, *95*, 3348.

Since the Claisen rearrangement mechanism does not involve ions, it should not be greatly dependent on the presence or absence of substituent groups on the ring.⁷⁰⁷ This is the case. Electron-donating groups increase the rate and electron-withdrawing groups decrease it, but the effect is small, with the *p*-amino compound reacting only ~10–20 times faster than the *p*-nitro compound.⁷⁰⁸ However, solvent effects⁷⁰⁹ are greater: Rates varied over a 300-fold range when the reaction was run in 17 different solvents.⁷¹⁰ An especially good solvent is trifluoroacetic acid, in which the reaction can be carried out at room temperature.⁷¹¹ Most Claisen rearrangements are performed without a catalyst, but AlCl₃ or BF₃ are sometimes used.⁷¹² In this case, it may become a Friedel–Crafts reaction, with the mechanism no longer cyclic,⁷¹³ and ortho, meta, and para products may be obtained.

OS III, 418; V, 25; VI, 298, 491, 507, 584, 606; VII, 177; VIII, 251, 536.

18-34 The Fischer Indole Synthesis



When arylhydrazones of aldehydes or ketones are treated with a catalyst, elimination of ammonia takes place and an indole is formed, in the *Fischer indole synthesis*.⁷¹⁴ Zinc chloride is the catalyst most frequently employed, but dozens of others, including other metal halides, proton and Lewis acids, and certain transition

⁷⁰⁷ However, there are substituent effects, see Aviyente, V.; Yoo, H.Y.; Houk, K.N. *J. Org. Chem.* **1997**, *62*, 6121.

⁷⁰⁸ Goering, H.L.; Jacobson, R.R. *J. Am. Chem. Soc.* **1958**, *80*, 3277; White, W.N.; Gwynn, D.; Schlitt, R.; Girard, C.; Fife, W.K. *J. Am. Chem. Soc.* **1958**, *80*, 3271; White, W.N.; Slater, C.D. *J. Org. Chem.* **1962**, *27*, 2908; Zahl, G.; Kosbahn, W.; Kresze, G. *Liebigs Ann. Chem.* **1975**, 1733. See also, Desimoni, G.; Faita, G.; Gamba, A.; Righetti, P.P.; Tacconi, G.; Toma, L. *Tetrahedron* **1990**, *46*, 2165; Gajewski, J.J.; Gee, K.R.; Jurayj, J. *J. Org. Chem.* **1990**, *55*, 1813.

⁷⁰⁹ For a discussion of the role played by solvent and substituents, see Gajewski, J.J. *Acc. Chem. Res.* **1997**, *30*, 219. For solvent effects, see Davidson, M.M.; Hillier, I.H.; Hall, R.J.; Burton, N.A. *J. Am. Chem. Soc.* **1994**, *116*, 9294.

⁷¹⁰ White, W.N.; Wolfarth, E.F. *J. Org. Chem.* **1970**, *35*, 2196. See also Brandes, E.; Greico, P.A.; Gajewski, J.J. *J. Org. Chem.* **1989**, *54*, 515.

⁷¹¹ Svanholm, U.; Parker, V.D. *J. Chem. Soc. Perkin Trans. 2* **1974**, 169.

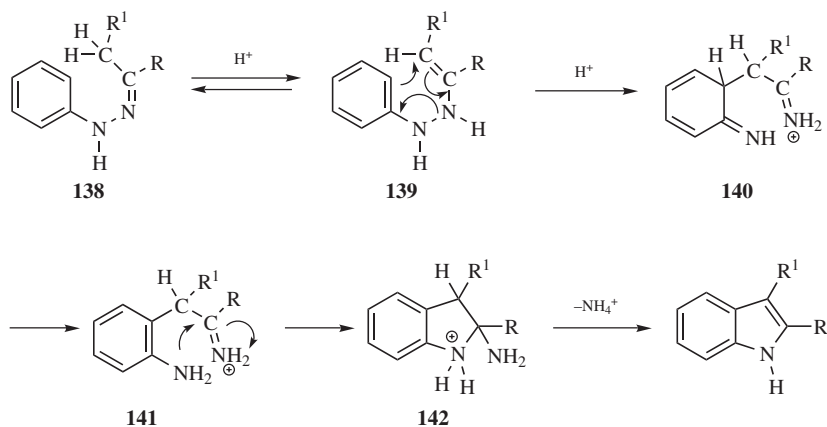
⁷¹² For a review, see Lutz, R.P. *Chem. Rev.* **1984**, *84*, 205.

⁷¹³ For example, crossover experiments have demonstrated that the ZnCl₂-catalyzed reaction is intermolecular: Yagodin, V.G.; Bunina-Krivorukova, L.I.; Bal'yan, Kh.V. *J. Org. Chem. USSR* **1971**, *7*, 1491.

⁷¹⁴ For a monograph, see Robinson, B. *The Fischer Indole Synthesis*, Wiley, NY, **1983**. For reviews, see Grandberg, I.I.; Sorokin, V.I. *Russ. Chem. Rev.* **1974**, *43*, 115; Shine, H.J. *Aromatic Rearrangements*, Elsevier, NY, **1969**, pp. 190–207; Sundberg, R.J. *The Chemistry of Indoles*, Academic Press, NY, **1970**, pp. 142–163; Robinson, B. *Chem. Rev.* **1969**, *69*, 227. For reviews of some abnormal Fischer indole syntheses, see Ishii, H. *Acc. Chem. Res.* **1981**, *14*, 275; Fusco, R.; Sannicola, F. *Tetrahedron* **1980**, *36*, 161.

metals have also been used. Microwave irradiation has been used to facilitate this reaction.⁷¹⁵ The reaction has been done using an AlCl_3 complex as an ionic liquid,⁷¹⁶ and solid-phase Fischer-indole syntheses are known.⁷¹⁷ Aniline derivatives react with α -diazoketones, in the presence of a rhodium catalyst, to give indoles as well.⁷¹⁸ Arylhydrazones are easily prepared by the treatment of aldehydes or ketones with phenylhydrazine (**16-2**) or by aliphatic diazonium coupling (**12-7**). However, it is not necessary to isolate the arylhydrazone. The aldehyde or ketone can be treated with a mixture of phenylhydrazine and the catalyst; this is now common practice. In order to obtain an indole, the aldehyde or ketone must be of the form $\text{RCOCH}_2\text{R}'$ ($\text{R} = \text{alkyl, aryl, or hydrogen}$). Vinyl ethers, such as dihydrofuran, serves as an aldehyde surrogate when treated with phenylhydrazine and a catalytic amount of aqueous sulfuric acid to give an 3-substituted indole.⁷¹⁹

At first glance, the reaction does not seem to be a rearrangement. However, the key step of the mechanism⁷²⁰ is a [3,3]-sigmatropic rearrangement:⁷²¹



There is much evidence for this mechanism, for example, (1) the isolation of **142**,⁷²² (2) the detection of **141** by ^{13}C and ^{15}N NMR,⁷²³ (3) the isolation of side products that could only have come from **140**,⁷²⁴ and (4) ^{15}N labeling experiments that showed

⁷¹⁵Abramovitch, R.A.; Bulman, A. *Synlett* **1992**, 795; Lipińska, T.; Guibé-Jampel, E.; Petit, A.; Loupy, A. *Synth. Commun.* **1999**, 29, 1349.

⁷¹⁶In AlCl_3 -*N*-butylpyridinium: Rebeiro, G.L.O.; Khadilkar, B.M. *Synthesis* **2001**, 370.

⁷¹⁷Rosenbaum, C.; Katzka, C.; Marzinzik, A.; Waldmann, H. *Chem. Commun.* **2003**, 1822.

⁷¹⁸Moody, C.J.; Swann, E. *Synlett* **1998**, 135.

⁷¹⁹Campos, K.R.; Woo, J.C.S.; Lee, S.; Tillyer, R.D. *Org. Lett.* **2004**, 6, 79.

⁷²⁰For a mechanistic study, see Hughes, D.L.; Zhao, D. *J. Org. Chem.* **1993**, 58, 228.

⁷²¹This mechanism was proposed by Robinson, G.M.; Robinson, R. *J. Chem. Soc.* **1918**, 113, 639.

⁷²²Southwick, P.L.; Vida, J.A.; Fitzgerald, B.M.; Lee, S.K. *J. Org. Chem.* **1968**, 33, 2051; Forrest, T.P.; Chen, F.M.F. *J. Chem. Soc., Chem. Commun.* **1972**, 1067.

⁷²³Douglas, A.W. *J. Am. Chem. Soc.* **1978**, 100, 6463; **1979**, 101, 5676.

⁷²⁴Bajwa, G.S.; Brown, R.K. *Can. J. Chem.* **1969**, 47, 785; **1970**, 48, 2293, and references cited therein.

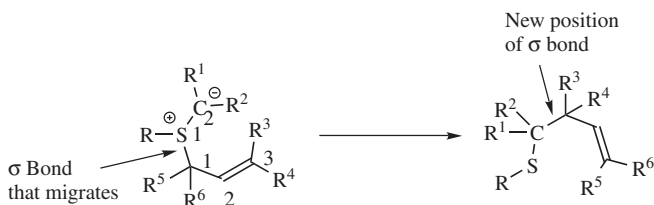
that it was the nitrogen farther from the ring that is eliminated as ammonia.⁷²⁵ The main function of the catalyst seems to be to speed the conversion of **138** to **139**. The reaction can be performed without a catalyst.

There are alternative methods to produce indoles. Acetophenone reacts with 2-chloro nitrobenzene derivatives in the presence of a phenol and a palladium catalyst to give an indole.⁷²⁶

OS **III**, 725; **IV**, 884. Also see, OS **IV**, 657.

18-35 [2,3]-Sigmatropic Rearrangements

(2/S-3/) → (1/5)-sigma-Migration



Sulfur ylids bearing an allylic group are converted on heating to unsaturated sulfides.⁷²⁷ This is a concerted [2,3]-sigmatropic rearrangement⁷²⁸ and has also been demonstrated for the analogous cases of nitrogen ylids⁷²⁹ and the conjugate bases of allylic ethers (in the last case it is called the [2,3]-Wittig rearrangement).⁷³⁰ It has been argued that the [2,3]-Wittig rearrangement demands severe deformation of the molecule in order to proceed.⁷³¹ The SmI₂ compound has been shown to induce

⁷²⁵Clausius, K.; Weisser, H.R. *Helv. Chim. Acta* **1952**, *35*, 400.

⁷²⁶Rutherford, J.L.; Rainka, M.P.; Buchwald, S.L. *J. Am. Chem. Soc.* **2002**, *124*, 15168.

⁷²⁷For example, see Blackburn, G.M.; Ollis, W.D.; Plackett, J.D.; Smith, C.; Sutherland, I.O. *Chem. Commun.* **1968**, 186; Trost, B.M.; LaRoche, R. *Tetrahedron Lett.* **1968**, 3327; Baldwin, J.E.; Hackler, R.E.; Kelly, D.P. *Chem. Commun.* **1968**, 537, 538, 1083; Bates, R.B.; Feld, D. *Tetrahedron Lett.* **1968**, 417; Kirmse, W.; Kapps, M. *Chem. Ber.* **1968**, *101*, 994, 1004; Biellmann, J.F.; Ducep, J.B. *Tetrahedron Lett.* **1971**, 33; Ceré, V.; Paolucci, C.; Pollicino, S.; Sandri, E.; Fava, A. *J. Org. Chem.* **1981**, *46*, 3315; Kido, F.; Sinha, S.C.; Abiko, T.; Yoshikoshi, A. *Tetrahedron Lett.* **1989**, *30*, 1575. For a review as applied to ring expansions, see Vedejs, E. *Acc. Chem. Res.* **1984**, *17*, 358.

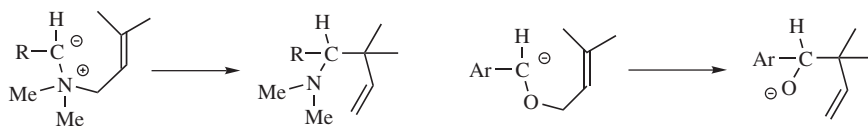
⁷²⁸For a review of the stereochemistry of these reactions, see Hoffmann, R.W. *Angew. Chem. Int. Ed.* **1979**, *18*, 563.

⁷²⁹For example, see Jemison, R.W.; Ollis, W.D. *Chem. Commun.* **1969**, 294; Rautenstrauch, V. *Helv. Chim. Acta* **1972**, *55*, 2233; Mageswaran, S.; Ollis, W.D.; Sutherland, I.O.; Thebtaranonth, Y. *J. Chem. Soc., Chem. Commun.* **1973**, 651; Ollis, W.D.; Sutherland, I.O.; Thebtaranonth, Y. *J. Chem. Soc., Chem. Commun.* **1973**, 657; Mander, L.N.; Turner, J.V. *J. Org. Chem.* **1973**, *38*, 2915; Stévenart-De Mesmaeker, N.; Merényi, R.; Viehe, H.G. *Tetrahedron Lett.* **1987**, *28*, 2591; Honda, K.; Inoue, S.; Sato, K. *J. Am. Chem. Soc.* **1990**, *112*, 1999.

⁷³⁰See, for example, Makisumi, Y.; Notzumoto, S. *Tetrahedron Lett.* **1966**, 6393; Schöllkopf, U.; Fellenberger, K.; Rizk, M. *Liebigs Ann. Chem.* **1970**, *734*, 106; Rautenstrauch, V. *Chem. Commun.* **1970**, 4. For a review, see Nakai, T.; Mikami, K. *Chem. Rev.* **1986**, *86*, 885. For a list of references, see Larock, R.C. *Comprehensive Organic Transformations*, 2nd ed., Wiley-VCH, NY, **1999**, pp. 1063–1067.

⁷³¹You, Z.; Koreeda, M. *Tetrahedron Lett.* **1993**, *34*, 2597.

a [2,3]-Wittig rearrangement.⁷³² The reaction has been extended to certain other systems,⁷³³ even to an all-carbon system.⁷³⁴



Since the reactions involve migration of an allylic group from a sulfur, nitrogen, or oxygen atom to an adjacent negatively charged carbon atom, they are special cases of the Stevens or Wittig rearrangements (**18-21**, **18-22**). However, in this case the migrating group *must* be allylic (in **18-21** and **18-22** other groups can also migrate). Thus, when the migrating group is allylic, there are two possible pathways: (1) the radical-ion or ion-pair mechanisms (**18-21**, **18-22**) and (2) the concerted pericyclic [2,3]-sigmatropic rearrangement. These can easily be told apart, since the latter always involves an allylic shift (as in the Claisen rearrangement), while the former pathway does not.



Of these reactions, the [2,3]-Wittig rearrangement in particular has often been used as a means of transferring chirality. The product of this reaction has potential stereogenic centers at C-3 and C-4 (if $R^5 \neq R^6$), and if the starting ether is optically active because of a stereogenic center at C-1, the product may be optically active as well. Many examples are known in which an optically active ether was converted to a product that was optically active because of chirality at C-3, C-4, or both.⁷³⁵ If a

⁷³²Kunishima, M.; Hioki, K.; Kono, K.; Kato, A.; Tani, S. *J. Org. Chem.* **1997**, *62*, 7542. Also see, Hioki, K.; Kono, K.; Tani, S.; Kunishima, M. *Tetrahedron Lett.* **1998**, *39*, 5229. For an enantioselective [2,3]-Wittig rearrangement, see Fujimoto, K.; Nakai, T. *Tetrahedron Lett.* **1994**, *35*, 5019.

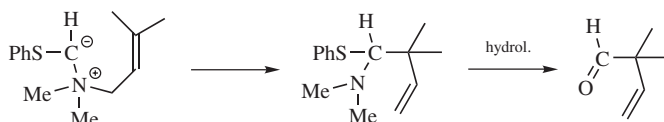
⁷³³See, for example, Baldwin, J.E.; Brown, J.E.; Höfle, G. *J. Am. Chem. Soc.* **1971**, *93*, 788; Yamamoto, Y.; Oda, J.; Inouye, Y. *J. Chem. Soc., Chem. Commun.* **1973**, 848; Ranganathan, S.; Ranganathan, D.; Sidhu, R.S.; Mehrotra, A.K. *Tetrahedron Lett.* **1973**, 3577; Murata, Y.; Nakai, T. *Chem. Lett.* **1990**, 2069. For reviews with respect to selenium compounds, see Reich, H.J., in Liotta, D.C. *Organoselenium Chemistry*, Wiley, NY, **1987**, pp. 365–393; Reich, H.J., in Trahanovsky, W.S. *Oxidation in Organic Chemistry*, pt. C, Academic Press, NY, **1978**, pp. 102–111.

⁷³⁴Baldwin, J.E.; Urban, F.J. *Chem. Commun.* **1970**, 165.

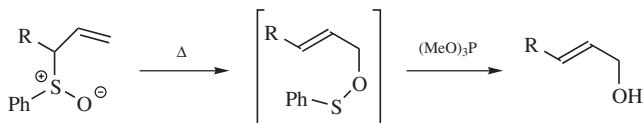
⁷³⁵For reviews of stereochemistry in this reaction, see Mikami, K.; Nakai, T. *Synthesis* **1991**, 594; Nakai, T.; Mikami, K. *Chem. Rev.* **1986**, *86*, 885, 888–895. See also, Nakai, T.; Nakai, E. *Tetrahedron Lett.* **1988**, *29*, 4587; Balestra, M.; Kallmerten, J. *Tetrahedron Lett.* **1988**, *29*, 6901; Brückner, R. *Chem. Ber.* **1989**, *122*, 193, 703; Scheuplein, S.W.; Kusche, A.; Brückner, R.; Harms, K. *Chem. Ber.* **1990**, *123*, 917; Wu, Y.; Houk, K.N.; Marshall, J.A. *J. Org. Chem.* **1990**, *55*, 1421; Marshall, J.A.; Wang, X. *J. Org. Chem.* **1990**, *55*, 2995.

suitable stereogenic center is present in R^1 (or if a functional group in R^1 can be so converted), then stereocontrol over three contiguous stereogenic centers can be achieved. Stereocontrol of the new double bond (*E* or *Z*) has also been accomplished.

If an OR or SR group is attached to the negative carbon, the reaction becomes a method for the preparation of β,γ -unsaturated aldehydes, because the product is easily hydrolyzed.⁷³⁶

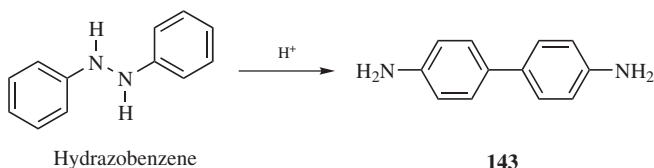


Another [2,3]-sigmatropic rearrangement converts allylic sulfoxides to allylically rearranged alcohols by treatment with a thiophilic reagent, such as trimethyl phosphite.⁷³⁷ This is often called the *Mislow–Evans rearrangement*. In this case, the migration is from sulfur to oxygen. [2,3]-Oxygen-to-sulfur migrations are also known.⁷³⁸ The Sommelet–Hauser rearrangement (**13-31**) is also a [2,3]-sigmatropic rearrangement.



OS VIII, 427.

18-36 The Benzidine Rearrangement



⁷³⁶Huynh, C.; Julia, S.; Lorne, R.; Michelot, D. *Bull. Soc. Chim. Fr.* **1972**, 4057.

⁷³⁷Tang, R.; Mislow, K. *J. Am. Chem. Soc.* **1970**, 92, 2100; Evans, D.A.; Andrews, G.C. *Acc. Chem. Res.* **1974**, 7, 147; Hoffmann, R.W. *Angew. Chemie. Int. Ed., Engl.*, **1979**, 18, 563; Sato, T.; Otera, J.; Nozaki, H. *J. Org. Chem.* **1989**, 54, 2779; Bickart, P.; Carson, F.W.; Jacobus, J.; Miller, E.G.; Mislow, K. *J. Am. Chem. Soc.* **1968**, 90, 4869.

⁷³⁸Braverman, S.; Mechoulam, H. *Isr. J. Chem.* **1967**, 5, 71; Braverman, S.; Stabinsky, Y. *Chem. Commun.* **1967**, 270; Rautenstrauch, V. *Chem. Commun.* **1970**, 526; Smith, G.; Stirling, C.J.M. *J. Chem. Soc. C* **1971**, 1530; Tamaru, Y.; Nagao, K.; Bando, T.; Yoshida, Z. *J. Org. Chem.* **1990**, 55, 1823.

When hydrazobenzene is treated with acids, it rearranges to give ~70% 4,4'-diaminobiphenyl (**143**, benzidine) and ~30% 2,4'-diaminobiphenyl. This reaction is called the *benzidine rearrangement* and is general for *N,N'*-diarylhydrazines.⁷³⁹ Usually, the major product is the 4,4'-diaminobiaryl, but four other products may also be produced. These are the 2,4'-diaminobiaryl, already referred to, the 2,2'-diaminobiaryl, and the *o*- and *p*-arylaminoanilines (called *semidines*). The 2,2'- and *p*-arylaminoaniline compounds are formed less often and in smaller amounts than the other two side products. Usually, the 4,4'-diaminobiaryl predominates, except when one or both para positions of the diarylhydrazine are occupied. However, the 4,4'-diamine may still be produced even if the para positions are occupied. If SO₃H, COOH, or Cl (but not R, Ar, or NR₂) is present in the para position, it may be ejected. With dinaphthylhydrazines, the major products are not the 4,4'-diaminobinaphthyls, but the 2,2' isomers. Another side reaction is disproportionation to ArNH₂ and ArN=NAr. For example, *p,p'*-PhC₆H₄NHNHC₆H₄Ph gives 88% disproportionation products at 25°C.⁷⁴⁰

The mechanism has been exhaustively studied and several mechanisms have been proposed.⁷⁴¹ At one time, it was believed that NHAr broke away from ArNHNHAr and became attached to the para position to give the semidine, which then went on to product. The fact that semidines could be isolated lent this argument support, as did the fact that this would be analogous to the rearrangements considered in Chapter 11 (**11-28–11-32**). However, this theory was killed when it was discovered that semidines could not be converted to benzidines under the reaction conditions. Cleavage into two independent pieces (either ions or radicals) has been ruled out by many types of crossover experiments, which always showed that the two rings of the starting material are in the product; that is, ArNHNHAr' gives no molecules (of any of the five products) containing two Ar groups or two Ar' groups, and mixtures of ArNHNHAr and Ar'NHNHAr' give no molecules containing both Ar and Ar'. An important discovery was the fact that, although the reaction is always first order in substrate, it can be either

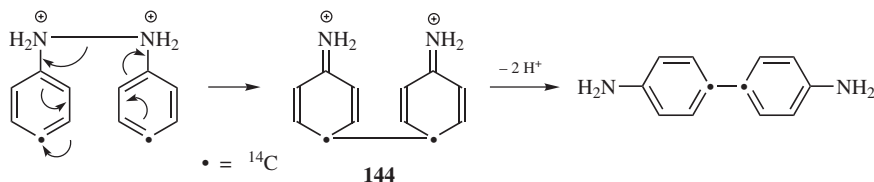
⁷³⁹For reviews, see, in Patai, S. *The Chemistry of the Hydrazo, Azo, and Azoxy Groups*, pt. 2, Wiley, NY, **1975**, the reviews by Cox, R.A.; Buncl, E. pp. 775–807; Koga, G.; Koga, N.; Anselme, J. pp. 914–921; Williams, D.L.H., in Bamford, C.H.; Tipper, C.F.H. *Comprehensive Chemical Kinetics*, Vol. 9, Elsevier, NY, **1973**, Vol. 13, 1972, pp. 437–448; Shine, H.J. *Mech. Mol. Migr.* **1969**, 2, 191; *Aromatic Rearrangements*, Elsevier, NY, **1969**, pp. 126–179; Banthorpe, D.V. *Top. Carbocyclic Chem.* **1969**, 1, 1; Lukashovich, V.O. *Russ. Chem. Rev.* **1967**, 36, 895.

⁷⁴⁰Shine, H.J.; Stanley, J.P. *J. Org. Chem.* **1967**, 32, 905. For investigations of the mechanism of the disproportionation reactions, see Rhee, E.S.; Shine, H.J. *J. Am. Chem. Soc.* **1986**, 108, 1000; **1987**, 109, 5052.

⁷⁴¹For a history of the mechanistic investigations and controversies, see Shine, H.J. *J. Phys. Org. Chem.* **1989**, 2, 491.

first⁷⁴² or second⁷⁴³ order in $[H^+]$. With some substrates the reaction is entirely first order in $[H^+]$, while with others it is entirely second order in $[H^+]$, regardless of the acidity. With still other substrates, the reaction is first order in $[H^+]$ at low acidities and second order at higher acidities. With the latter substrates fractional orders can often be observed,⁷⁴⁴ because at intermediate acidities, both processes take place simultaneously. These kinetic results seem to indicate that the actual reacting species can be either the monoprotonated substrate $ArNHNH_2Ar$ or the diprotonated $ArNH_2NH_2Ar$.

Most of the proposed mechanisms⁷⁴⁵ attempted to show how all five products could be produced by variations of a single process. An important breakthrough was the discovery that the two main products are formed in entirely different ways, as shown by isotope-effect studies.⁷⁴⁶ When the reaction was run with hydrazobenzene labeled with ^{15}N at both nitrogen atoms, the isotope effect was 1.022 for formation of **143**, but 1.063 for formation of 2,4'-diaminobiphenyl. This showed that the N–N bond is broken in the rate-determining step in both cases, but the steps themselves are obviously different. When the reaction was run with hydrazobenzene labeled with ^{14}C at a para position, there was an isotope effect of 1.028 for formation of **143**, but essentially no isotope effect (1.001) for formation of 2,4'-diaminobiphenyl. This can only mean that for **143** formation of the new C–C bond *and* breaking of the N–N bond both take place in the rate-determining step; in other words, the mechanism is concerted. The following [5.5]-sigmatropic rearrangement accounts for this:^{745,747}



⁷⁴²Banthorpe, D.V.; Hughes, E.D.; Ingold, C.K. *J. Chem. Soc.* **1962**, 2386, 2402, 2407, 2413, 2418, 2429; Shine, H.J.; Chamness, J.T. *J. Org. Chem.* **1963**, 28, 1232; Banthorpe, D.V.; O'Sullivan, M. *J. Chem. Soc. B* **1968**, 627.

⁷⁴³Hammond, G.S.; Shine, H.J. *J. Am. Chem. Soc.* **1950**, 72, 220; Banthorpe, D.V.; Cooper, A. *J. Chem. Soc. B* **1968**, 618; Banthorpe, D.V.; Cooper, A.; O'Sullivan, M. *J. Chem. Soc. B* **1971**, 2054.

⁷⁴⁴Carlin, R.B.; Odioso, R.C. *J. Am. Chem. Soc.* **1954**, 76, 100; Banthorpe, D.V.; Ingold, C.K.; Roy, J. *J. Chem. Soc. B* **1968**, 64; Banthorpe, D.V.; Ingold, C.K.; O'Sullivan, M. *J. Chem. Soc. B* **1968**, 624.

⁷⁴⁵For example, see the "polar-transition-state mechanism:" Banthorpe, D.V.; Hughes, E.D.; Ingold, C.K. *J. Chem. Soc.* **1964**, 2864, and the " π -complex mechanism:" Dewar, M.J.S., in de Mayo, P. *Molecular Rearrangements*, Vol. 1, Wiley, NY, **1963**, pp. 323–344.

⁷⁴⁶Shine, H.J.; Zmuda, H.; Park, K.H.; Kwart, H.; Horgan, A.J.; Collins, C.; Maxwell, B.E. *J. Am. Chem. Soc.* **1981**, 103, 955; Shine, H.J.; Zmuda, H.; Park, K.H.; Kwart, H.; Horgan, A.J.; Brechbiel, M. *J. Am. Chem. Soc.* **1982**, 104, 2501.

⁷⁴⁷This step was also part of the "polar-transition-state mechanism".

The diion **144** was obtained as a stable species in super acid solution at -78°C by treatment of hydrazobenzene with $\text{FSO}_3\text{H}-\text{SO}_2$ (SO_2ClF).⁷⁴⁸ Though the results just given were obtained with hydrazobenzene, which reacts by the diprotonated pathway, monoprotonated substrates have been found to react by the same [5,5]-sigmatropic mechanism.⁷⁴⁹ Some of the other rearrangements in this section are also sigmatropic. Thus, formation of the *p*-semidine takes place by a [1,5]-sigmatropic rearrangement,⁷⁵⁰ and the conversion of 2,2'-hydrazonaphthalene to 2,2'-diamino-1,1'-binaphthyl by a [3,3]-sigmatropic rearrangement.⁷⁵¹

2,4'-Diaminobiphenyl is formed by a completely different mechanism, though the details are not known. There is rate-determining breaking of the N-N bond, but the C-C bond is not formed during this step.⁷⁵² The formation of the *o*-semidine also takes place by a nonconcerted pathway.⁷⁵³ Under certain conditions, benzidine rearrangements have been found to go through radical cations.⁷⁵⁴

C. Other Cyclic Rearrangements

18-37 Metathesis of Alkenes (Alkene or Olefin Metathesis)⁷⁵⁵

Alkene metathesis



When alkenes are treated with certain catalysts they are converted to other alkenes in a reaction in which the alkylidene groups ($\text{R}^1\text{R}^2\text{C}=\text{C}$) have become interchanged by a process schematically illustrated by the equation:

⁷⁴⁸Olah, G.A.; Dunne, K.; Kelly, D.P.; Mo, Y.K. *J. Am. Chem. Soc.* **1972**, *94*, 7438.

⁷⁴⁹Shine, H.J.; Park, K.H.; Brownawell, M.L.; San Filippo, Jr., J. *J. Am. Chem. Soc.* **1984**, *106*, 7077.

⁷⁵⁰Heesing, A.; Schinke, U. *Chem. Ber.* **1977**, *110*, 3319; Shine, H.J.; Zmuda, H.; Kwart, H.; Horgan, A.G.; Brechbiel, M. *J. Am. Chem. Soc.* **1982**, *104*, 5181.

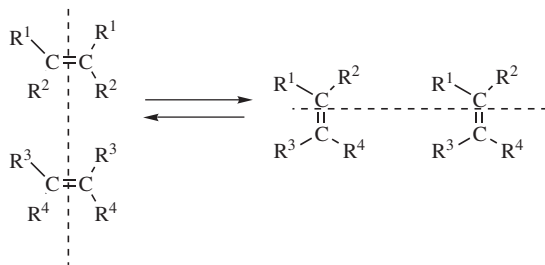
⁷⁵¹Shine, H.J.; Gruszecka, E.; Subotkowski, W.; Brownawell, M.; San Filippo, Jr., J. *J. Am. Chem. Soc.* **1985**, *107*, 3218.

⁷⁵²See Rhee, E.S.; Shine, H.J. *J. Am. Chem. Soc.* **1986**, *108*, 1000; **1987**, *109*, 5052.

⁷⁵³Rhee, E.S.; Shine, H.J. *J. Org. Chem.* **1987**, *52*, 5633.

⁷⁵⁴See, for example, Nojima, M.; Ando, T.; Tokura, N. *J. Chem. Soc. Perkin Trans. 1* **1976**, 1504.

⁷⁵⁵For reviews, see Grubbs, R.H. *Tetrahedron* **2004**, *60*, 7117; Wakamatsu, H.; Blechert, S. *Angew. Chem. Int. Ed.* **2002**, *41*, 2403; Schrock, R.R.; Hoveyda, A.H. *Angew. Chem. Int. Ed.* **2003**, *42*, 4592.



The reaction is called *metathesis* of alkenes or *alkene metathesis* (*olefin metathesis*).⁷⁵⁶ In the example shown above, 2-pentene (either *cis*, *trans*, or a *cis*–*trans* mixture) is converted to a mixture of ~50% 2-pentene, 25% 2-butene, and 25% 3-hexene. The reaction is reversible⁷⁵⁷ and the alkene starting material and products exist in an equilibrium, so the same mixture can be obtained by starting with equimolar quantities of 2-butene and 3-hexene.⁷⁵⁸ In general, the reaction can be applied to a single unsymmetrical alkene, giving a mixture of itself and two other alkenes, or to a mixture of two alkenes, in which case the number of different molecules in the product depends on the symmetry of the reactants. As in the case above, a mixture of $R^1R^2C=CR^1R^2$ and $R^3R^4C=CR^3R^4$ gives rise to only one new alkene ($R^1R^2C=CR^3R^4$), while in the most general case, a mixture of $R^1R^2C=CR^3R^4$ and $R^5R^6C=CR^7R^8$ gives a mixture of 10 alkenes: the original 2 + 8 new ones. In early work, tungsten, molybdenum,⁷⁵⁹ or rhenium complexes were used, and with simple alkenes the proportions of products are generally statistical,⁷⁶⁰ which limited the synthetic utility of the reaction

⁷⁵⁶For monographs, see Drăguțin, V.; Balaban, A.T.; Dimonie, M. *Olefin Metathesis and Ring-Opening Polymerization of Cyclo-Olefins*, Wiley, NY, **1985**; Ivin, K.J. *Olefin Metathesis*, Academic Press, NY, **1983**. For reviews, see Feast, W.J.; Gibson, V.C., in Hartley, F.R. *The Chemistry of the Metal-Carbon Bond*, Vol. 5, Wiley, NY, 1989, pp. 199–228; Streck, R. *CHEMTECH* **1989**, 498; Schrock, R.R. *J. Organomet. Chem.* **1986**, 300, 249; Grubbs, R.H., in Wilkinson, G. *Comprehensive Organometallic Chemistry*, Vol. 8, Pergamon, Elmsford, NY, **1982**, pp. 499–551; Basset, J.M.; Leconte, M. *CHEMTECH* **1980**, 762; Banks, R.L. *CHEMTECH* **1979**, 494; *Fortschr. Chem. Forsch.* **1972**, 25, 39; Calderon N.; Lawrence, J.P.; Ofstead, E.A. *Adv. Organomet. Chem.* **1979**, 17, 449; Grubbs, R.H. *Prog. Inorg. Chem.* **1978**, 24, 1; Calderon N., in Patai, S. *The Chemistry of Functional Groups: Supplement A* pt. 2, Wiley, NY, **1977**, pp. 913–964; *Acc. Chem. Res.* **1972**, 5, 127; Katz, T.J. *Adv. Organomet. Chem.* **1977**, 16, 283; Haines, R.J.; Leigh, G.J. *Chem. Soc. Rev.* **1975**, 4, 155; Hocks, L. *Bull. Soc. Chim. Fr.* **1975**, 1893; Mol, J.C.; Moulijn, J.A. *Adv. Catal.* **1974**, 24, 131; Hughes, W.B. *Organomet. Chem. Synth.* **1972**, 1, 341; Khidekel', M.L.; Shebal'dova, A.D.; Kalechits, I.V. *Russ. Chem. Rev.* **1971**, 40, 669; Bailey, G.C. *Catal. Rev.* **1969**, 3, 37.

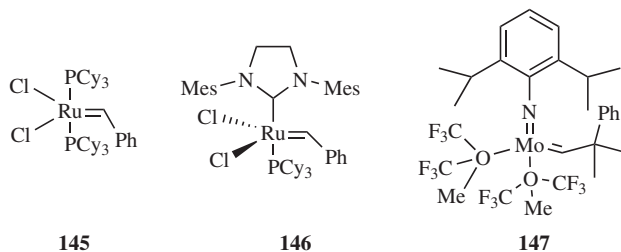
⁷⁵⁷Smith III, A.B.; Adams, C.M.; Kozmin, S.A. *J. Am. Chem. Soc.* **2001**, 123, 990.

⁷⁵⁸Calderon N.; Chen, H.Y.; Scott, K.W. *Tetrahedron Lett.* **1967**, 3327; Wang, J.; Menapace, H.R. *J. Org. Chem.* **1968**, 33, 3794; Hughes, W.B. *J. Am. Chem. Soc.* **1970**, 92, 532.

⁷⁵⁹For an example, see Crowe, W.E.; Zhang, Z.J. *J. Am. Chem. Soc.* **1993**, 115, 10998.; Fu, G.C.; Grubbs, R.H. *J. Am. Chem. Soc.* **1993**, 115, 3800.

⁷⁶⁰Calderon N.; Ofstead, E.A.; Ward, J.P.; Judy, W.A.; Scott, K.W. *J. Am. Chem. Soc.* **1968**, 90, 4133.

since the yield of any one product is low. However, in some cases one alkene may be more or less thermodynamically stable than the rest, so that the proportions are not statistical. Furthermore, it may be possible to shift the equilibrium. For example, 2-methyl-1-butene gives rise to ethylene and 3,4-dimethyl-3-hexene. By allowing the gaseous ethylene to escape, the yield of 3,4-dimethyl-3-hexene can be raised to 95%.⁷⁶¹



The development of new catalysts have revolutionized this reaction, making it one of the most important methods available for synthesis. Tailoring the substrate to include two terminal alkenes leads to ethylene as a product, whose escape from the reaction drives the equilibrium to product. Many catalysts, both homogeneous⁷⁶² and heterogeneous,⁷⁶³ have been used for this reaction. Although there are several examples of the former, ruthenium complexes are the most important,⁷⁶⁴ while among the latter are oxides of Mo, W, and Re deposited on alumina or silica gel.⁷⁶⁵ The major breakthrough in these catalysts was the development of catalysts that are relatively air stable. The three most used catalysts are carbene complexes **145**⁷⁶⁶ and **146**⁷⁶⁷ (Grubbs catalysts I and II, respectively), and **147** (the Shrock catalyst).⁷⁶⁸ Catalyst **146** can be generated *in situ* from air stable

⁷⁶¹Knoche, H. Ger. Pat.(Offen.) 2024835, 1970 [*Chem. Abstr.*, **1971**, 74, 44118b]. See also Chevalier, P.; Sinou, D.; Descotes, G. *Bull. Soc. Chim. Fr.* **1976**, 2254; Bepalova, N.B.; Babich, E.D.; Vdovin, V.M.; Nametkin, N.S. *Doklad. Chem.* **1975**, 225, 668; Ichikawa, K.; Fukuzumi, K. *J. Org. Chem.* **1976**, 41, 2633; Baker, R.; Crimmin, M.J. *Tetrahedron Lett.* **1977**, 441.

⁷⁶²First reported by Calderon N.; Chen, H.Y.; Scott, K.W. *Tetrahedron Lett.* **1967**, 3327. For a lengthy list, see Hughes, W.B. *Organomet. Chem. Synth.* **1972**, 1, 341, see pp. 362–368. For a homogeneous rhenium catalyst, see Toreki, R.; Schrock, R.R. *J. Am. Chem. Soc.* **1990**, 112, 2448.

⁷⁶³First reported by Banks, R.L.; Bailey, G.C. *Ind. Eng. Chem. Prod. Res. Dev.*, **1964**, 3, 170. See also, Banks, R.L. *CHEMTECH* **1986**, 112.

⁷⁶⁴Gilbertson, S.R.; Hoge, G.S.; Genov, D.G. *J. Org. Chem.* **1998**, 63, 10077; Maier, M.E.; Bugl, M. *Synlett* **1998**, 1390; Stefinovic, M.; Snieckus, V. *J. Org. Chem.* **1998**, 63, 2808.

⁷⁶⁵For a list of heterogeneous catalysts, see Banks, R.L. *Fortschr. Chem. Forsch.* **1972**, 25, 39, 41–46.

⁷⁶⁶Schwab, P.; Grubbs, R.H.; Ziller, J.W. *J. Am. Chem. Soc.* **1996**, 118, 100.

⁷⁶⁷Scholl, M.; Ding, S.; Lee, C.W.; Grubbs, R.H. *Org. Lett.* **1999**, 1, 953.

⁷⁶⁸Bazan, G.C.; Oskam, J.H.; Cho, H.-N.; Park, L.Y.; Schrock, R.R. *J. Am. Chem. Soc.* **1991**, 113, 6899, and references cited therein.

precursors.⁷⁶⁹ Recyclable catalyst have been developed,⁷⁷⁰ and the reaction has been done in ionic liquids,⁷⁷¹ as well as supercritical CO₂⁷⁷² (p. 414). Microwave-induced ring-closing metathesis reactions are known.⁷⁷³ Polymer-bound ruthenium catalysts⁷⁷⁴ and molybdenum catalysts⁷⁷⁵ have been used, and the **146** has been immobilized on polyethylene glycol, PEG).⁷⁷⁶ Efficient methods have been developed for the removal of ruthenium by-products from metathesis reactions.⁷⁷⁷ By choice of the proper catalyst, the reaction has been applied to terminal and internal alkenes, straight chain or branched. The effect of substitution on the ease of reaction is CH₂= > RCH₂CH= > R₂CHCH= > R₂C=.⁷⁷⁸ Note that isomerization of the C=C unit can occur after metathesis.⁷⁷⁹ Cross-metathesis^{780,781} (or symmetrical homo-metathesis⁷⁸²) of alkenes to give new alkenes

⁷⁶⁹Louie, J.; Grubbs, R.H. *Angew. Chem. Int. Ed.* **2001**, *40*, 247.

⁷⁷⁰Kingsbury, J.S.; Harrity, J.P.A.; Bonitatebus Jr., P.J.; Hoveyda, A.H. *J. Am. Chem. Soc.* **1999**, *121*, 791.

⁷⁷¹In bmim PF₆, 1-butyl-3-methylimidazolium hexafluorophosphate: Buijsman, R.C.; van Vuuren, E.; Sterrenburg, J.G. *Org. Lett.* **2001**, *3*, 3785. See Clavier, H.; Audic, N.; Mauduit, M.; Guillemin, J.-C. *Chem. Commun.* **2004**, 2282.

⁷⁷²Fürstner, A.; Ackerman, L.; Beck, K.; Hori, H.; Koch, D.; Langemann, K.; Liebl, M.; Six, C.; Leitner, W. *J. Am. Chem. Soc.* **2001**, *123*, 9000.

⁷⁷³Grabacia, S.; Desai, B.; Lavastre, O.; Kappe, C.O. *J. Org. Chem.* **2003**, *68*, 9136; Mayo, K.G.; Nearhoof, E.H.; Kiddle, J.J. *Org. Lett.* **2002**, *4*, 1567; Balan, D.; Adolfsson, H. *Tetrahedron Lett.* **2004**, *45*, 3089. For a solvent-free microwave-induced reaction, see Thanh, G.V.; Loupy, A. *Tetrahedron Lett.* **2003**, *44*, 9091.

⁷⁷⁴Yao, Q. *Angew. Chem. Int. Ed.* **2000**, *39*, 3896; Schürer, S.C.; Gessler, S.; Buschmann, N.; Blechert, S. *Angew. Chem. Int. Ed.* **2000**, *39*, 3898.

⁷⁷⁵Hultzsch, K.C.; Jernelius, J.A.; Hoveyda, A.H.; Schrock, R.R. *Angew. Chem. Int. Ed.* **2002**, *41*, 589.

⁷⁷⁶A recyclable catalyst, see Yao, Q.; Motta, A.R. *Tetrahedron Lett.* **2004**, *45*, 2447.

⁷⁷⁷Ahn, Y.M.; Yang, K.; Georg, G.I. *Org. Lett.* **2001**, *3*, 1411; Cho, J.H.; Kim, B.M. *Org. Lett.* **2003**, *5*, 531. A scavenger resin has been developed, see Westhus, M.; Gonthier, E.; Brohm, D.; Breinbauer, R. *Tetrahedron Lett.* **2004**, *45*, 3141.

⁷⁷⁸For an explanation for this order, see McGinnis, J.; Katz, T.J.; Hurwitz, S. *J. Am. Chem. Soc.* **1976**, *98*, 605; Casey, C.J.; Tuinstra, H.E.; Saeman, M.C. *J. Am. Chem. Soc.* **1976**, *98*, 608. A model for selectivity has been proposed, see Chatterjee, A.K.; Choi, T.-L.; Sanders, D.P.; Grubbs, R.H. *J. Am. Chem. Soc.* **2003**, *125*, 11360.

⁷⁷⁹For example, see Schmidt, B. *J. Org. Chem.* **2004**, *69*, 7672; Sutton, A.E.; Seigal, B.A.; Finnegan, D.F.; Snapper, M.L. *J. Am. Chem. Soc.* **2002**, *124*, 13390.

⁷⁸⁰See La, D.S.; Sattely, E.S.; Ford, J.G.; Schrock, R.R.; Hoveyda, A.H. *J. Am. Chem. Soc.* **2001**, *123*, 7767.

⁷⁸¹Chatterjee, A.K.; Grubbs, R.H. *Org. Lett.* **1999**, *1*, 1751; Chatterjee, A.K.; Morgan, J.P.; Scholl, M.; Grubbs, R.H. *J. Am. Chem. Soc.* **2000**, *122*, 3783; Fassina, V.; Ramminger, C.; Seferin, M.; Monteiro, A.L. *Tetrahedron* **2000**, *56*, 7403; Randl, S.; Buschmann, N.; Connon, S.J.; Blechert, S. *Synlett* **2001**, 1547; Grela, K.; Bieniek, M. *Tetrahedron Lett.* **2001**, *42*, 6425; Choi, T.-L.; Chatterjee, A.K.; Grubbs, R.H. *Angew. Chem. Int. Ed.* **2001**, *40*, 1277; Arjona, O.; Csáky, A.G.; Medel, R.; Plumet, J. *J. Org. Chem.* **2002**, *67*, 1380; Chatterjee, A.K.; Sanders, D.P.; Grubbs, R.H. *Org. Lett.* **2002**, *4*, 1939; Hansen, E.C.; Lee, D. *Org. Lett.* **2004**, *6*, 2035; BouzBouz, S.; Simmons, R.; Cossy, J. *Org. Lett.* **2004**, *6*, 3465.

⁷⁸²Blanco, O.M.; Castedo, L. *Synlett* **1999**, 557.

can be accomplished with the modern metathesis catalysts. Monosubstituted alkenes react faster than disubstituted alkenes.⁷⁸³ A double metathesis reaction of a diene (also called domino metathesis⁷⁸⁴ or tandem metathesis⁷⁸⁵) with conjugated aldehydes has been reported,⁷⁸⁶ and a triple-metathesis was reported for a dihydropyran with two dihydropyran substituents.⁷⁸⁷ Cross-metathesis of a terminal alkyne and a terminal alkenes (en-yne)⁷⁸⁸ to give a diene has also been reported.⁷⁸⁹ Cross-metathesis of vinylcyclopropanes leads to an alkene with two cyclopropyl substituents.⁷⁹⁰ Vinylcyclopropane-alkyne metathesis reactions have been reported.⁷⁹¹ Cyclic alkenes can be opened, usually with polymerization using metathesis catalysts. Ring-opening metathesis generates dienes from cyclic alkenes.⁷⁹² Allenes undergo a metathesis reaction to give symmetrical Allenes.⁷⁹³ The Grubbs catalyst is compatible with forming cyclic alkenes by ring-closing metathesis followed by treatment with hydrogen to give the saturated cyclic compound.⁷⁹⁴ An interesting variation reacts an α,ω -diene with a cyclic alkene. The combination of ring-opening metathesis and ring-closing cross-metathesis leads to ring expansion to give a macrocyclic nonconjugated diene.⁷⁹⁵

Dienes can react intermolecularly or intramolecularly.⁷⁹⁶ Intramolecular reactions generate rings, usually alkenes or dienes. Alkene metathesis can be

⁷⁸³For an example with a styrene derivative versus a terminal alkene in the same molecule, see Lautens, M.; Maddess, M.L. *Org. Lett.* **2004**, *6*, 1883.

⁷⁸⁴Rückert, A.; Eisele, D.; Blechert, S. *Tetrahedron Lett.* **2001**, *42*, 5245.

⁷⁸⁵Choi, T.-L.; Grubbs, R.H. *Chem. Commun.* **2001**, 26 48.

⁷⁸⁶BouzBouz, S.; Cossy, J. *Org. Lett.* **2001**, *3*, 1451; van Otterlo, W.A.L.; Ngidi, E.L.; de Koning, C.D.; Fernandes, M.A. *Tetrahedron Lett.* **2004**, *45*, 659.

⁷⁸⁷Sundararajan, G.; Prabakaran, N.; Varghese, B. *Org. Lett.* **2001**, *3*, 1973.

⁷⁸⁸For a discussion of (*Z/E*) selectivity and substituent effects, see Kang, B.; Lee, J.M.; Kwak, J.; Lee, Y.S.; Chang, S. *J. Org. Chem.* **2004**, *69*, 7661. For a review, see Diver, S.T.; Giessert, A.J. *Chem. Rev.* **2004**, *104*, 1317.

⁷⁸⁹For a review, see Poulsen, C.S.; Madsen, R. *Synthesis* **2003**, 1. See Stragies, R.; Voigtmann, U.; Blechert, S. *Tetrahedron Lett.* **2000**, *41*, 5465; Yao, Q. *Org. Lett.* **2001**, *3*, 2069; Lee, H.-Y.; Kim, B.G.; Snapper, M.L. *Org. Lett.* **2003**, *5*, 1855; Giessert, A.J.; Brazis, N.J.; Diver, S.T. *Org. Lett.* **2003**, *5*, 3819; Kim, M.; Park, S.; Maifeld, S.V.; Lee, D. *J. Am. Chem. Soc.* **2004**, *126*, 10242; Tonogaki, K.; Mori, M. *Tetrahedron Lett.* **2002**, *43*, 2235. See also, Kang, B.; Kim, D.-h.; Do, Y.; Chang, S. *Org. Lett.* **2003**, *5*, 3041.

⁷⁹⁰Verbicky, C.A.; Zercher, C.K. *Tetrahedron Lett.* **2000**, *41*, 8723.

⁷⁹¹López, F.; Delgado, A.; Rodríguez, J.R.; Castedo, L.; Mascareñas, J.L. *J. Am. Chem. Soc.* **2004**, *126*, 10262.

⁷⁹²See La, D.S.; Ford, J.G.; Sattely, E.S.; Bonitatebus, P.J.; Schrock, R.R.; Hoveyda, A.H. *J. Am. Chem. Soc.* **1999**, *121*, 11603; Wright, D.L.; Usher, L.C.; Estrella-Jimenez, M. *Org. Lett.* **2001**, *3*, 4275; Randl, S.; Connon, S.J.; Blechert, S. *Chem. Commun.* **2001**, 1796; Morgan, J.P.; Morrill, C.; Grubbs, R.H. *Org. Lett.* **2002**, *4*, 67.

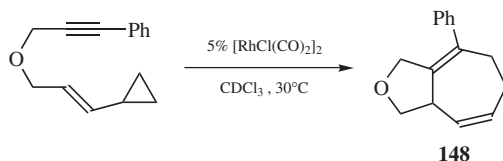
⁷⁹³Ahmed, M.; Arnauld, T.; Barrett, A.G.M.; Braddock, D.C.; Flack, K.; Procopiou, P.A. *Org. Lett.* **2000**, *2*, 551.

⁷⁹⁴Louie, J.; Bielawski, C.W.; Grubbs, R.H. *J. Am. Chem. Soc.* **2001**, *123*, 11312.

⁷⁹⁵Lee, C.W.; Choi, T.-L.; Grubbs, R.H. *J. Am. Chem. Soc.* **2002**, *124*, 3224.

⁷⁹⁶Kroll, W.R.; Doyle, G. *Chem. Commun.* **1971**, 839. For a review see Grubbs, R.H.; Miller, S.J.; Fu, G.C. *Acc. Chem. Res.* **1995**, *28*, 446.

used to form very large rings, including 21-membered lactone rings.⁷⁹⁷ Diynes can also react intramolecularly to give large-ring alkynes.⁷⁹⁸ Metathesis with vinyl-cyclopropyl-alkynes is also known, producing a ring expanded product (see **148**).⁷⁹⁹



The synthetic importance of ring-closing and ring-opening metathesis reactions has led to the development of several new catalysts.⁸⁰⁰ Catalysts have been developed that are compatible with both water and methanol.⁸⁰¹ The reaction is compatible with the presence of other functional groups,⁸⁰² such as other alkene units,⁸⁰³ carbonyl units,⁸⁰⁴ the alkene unit of conjugated esters,⁸⁰⁵ butenolides⁸⁰⁶ and other lactones,⁸⁰⁷ amines,⁸⁰⁸ amides,⁸⁰⁹ sulfones,⁸¹⁰ phosphine oxides,⁸¹¹ sulfonate esters,⁸¹² and sulfonamides⁸¹³

⁷⁹⁷Fürstner, A.; Langemann, K. *J. Org. Chem.* **1996**, *61*, 3942. Also see, Goldring, W.P.D.; Hodder, A.S.; Weiler, L. *Tetrahedron Lett.* **1998**, *39*, 4955; Ghosh, A.K.; Hussain, K.A. *Tetrahedron Lett.* **1998**, *39*, 1881.

⁷⁹⁸Chen, F.-E.; Kuang, Y.-Y.; Dai, H.-F.; Lu, L.; Huo, M. *Synthesis* **2003**, 2629.

⁷⁹⁹Wender, P.A.; Sperandio, D. *J. Org. Chem.* **1998**, *63*, 4164.

⁸⁰⁰Schrock, R.R.; Hoveyda, A.H. *Angew. Chem. Int. Ed.* **2003**, *42*, 4592; Garber, S.B.; Kingsbury, J.S.; Gray, B.L.; Hoveyda, A.H. *J. Am. Chem. Soc.* **2000**, *122*, 8168; Grela, K.; Kim, M. *Eur. J. Org. Chem.* **2003**, 963; Conon, S.J.; Dunne, A.M.; Blechert, S. *Angew. Chem. Int. Ed.* **2002**, *41*, 3835; Zhang, W.; Kraft, S.; Moore, J.S. *J. Am. Chem. Soc.* **2004**, *126*, 329; Aggarwal, V.K.; Alonso, E.; Fang, G.; Ferrara, M.; Hynd, G.; Porcelloni, M. *Angew. Chem. Int. Ed.* **2001**, *40*, 1433. Also see, references cited therein.

⁸⁰¹Kirkland, T.A.; Lynn, D.M.; Grubbs, R.H. *J. Org. Chem.* **1998**, *63*, 9904.

⁸⁰²Oxygen and nitrogen-containing heterocycles can be prepared. For a review, see Deiter, S.A.; Martin, S.F. *Chem. Rev.* **2004**, *104*, 2199.

⁸⁰³Takahashi, T.; Kotora, M.; Kasai, K. *J. Chem. Soc., Chem. Commun.* **1994**, 2693.

⁸⁰⁴Schneider, M.F.; Junga, H.; Blechert, S. *Tetrahedron* **1995**, *51*, 13003; Junga, H.; Blechert, S. *Tetrahedron Lett.* **1993**, *34*, 3731; Liebaria, A.; Camps, F.; Moretó, J.M. *Tetrahedron Lett.* **1992**, *33*, 3683.

⁸⁰⁵Lee, C.W.; Grubbs, R.H. *J. Org. Chem.* **2001**, *66*, 7155.

⁸⁰⁶Paquette, L.A.; Méndez-Andino, J. *Tetrahedron Lett.* **1999**, *40*, 4301.

⁸⁰⁷Brimble, M.A.; Trzoss, M. *Tetrahedron* **2004**, *60*, 5613.

⁸⁰⁸Wright, D.L.; Schulte II, J.P.; Page, M.A. *Org. Lett.* **2000**, *2*, 1847; Dolman, S.J.; Sattely, E.S.; Hoveyda, A.H.; Schrock, R.R. *J. Am. Chem. Soc.* **2002**, *124*, 6991.

⁸⁰⁹Vo-Thanh, G.; Boucard, V.; Sauriat-Dorizon, H.; Guibé, F. *Synlett* **2001**, 37; Ma, S.; Ni, B.; Liang, Z. *J. Org. Chem.* **2004**, *69*, 6305.

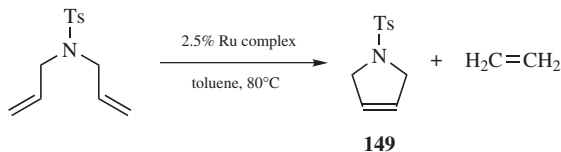
⁸¹⁰Yao, Q. *Org. Lett.* **2002**, *4*, 427.

⁸¹¹Demchuk, O.M.; Pietrusiewicz, K.M.; Michrowska, A.; Grela, K. *Org. Lett.* **2003**, *5*, 3217.

⁸¹²LeFlohic, A.; Meyer, C.; Cossy, J.; Desmurs, J.-R.; Galland, J.-C. *Synlett* **2003**, 667.

⁸¹³Hanson, P.R.; Probst, D.A.; Robinson, R.E.; Yau, M. *Tetrahedron Lett.* **1999**, *40*, 4761; Kinderman, S.S.; Van Maarseveen, J.H.; Schoemaker, H.E.; Hiemstra, H.; Rutjes, F.P.J.T. *Org. Lett.* **2001**, *3*, 2045.

(see **149**).⁸¹⁴ Ether groups,⁸¹⁵ including vinyl ethers,⁸¹⁶ vinyl halides,⁸¹⁷ vinyl silanes,⁸¹⁸ vinyl sulfones,⁸¹⁹ allylic ethers,⁸²⁰ and thioethers⁸²¹ are also compatible. Asymmetric ring-closing metathesis reactions have been reported.⁸²² Asymmetric ring-opening metathesis has also been reported.⁸²³



Two cyclic alkenes react to give dimeric dienes,⁸²⁴ for example,



However, the products can then react with additional monomers and with each other, so that polymers are generally produced, and the cyclic dienes are obtained only in low yield. The reaction between a cyclic and a linear alkene can give an ring-opened diene:⁸²⁵



⁸¹⁴Fürstner, A.; Picquet, M.; Bruneau, C.; Dixneuf, P.H. *Chem. Commun.* **1998**, 1315; Maier, M.E.; Lapeva, T. *Synlett* **1998**, 891; Mori, M.; Sakakibara, N.; Kinoshita, A. *J. Org. Chem.* **1998**, *63*, 6082; O'Mahony, D.J.R.; Belanger, D.B.; Livinghouse, T. *Synlett* **1998**, 443; Visser, M.S.; Heron N.M.; Didiuk, M.T.; Sagal, J.F.; Hoveyda, A.H. *J. Am. Chem. Soc.* **1996**, *118*, 4291.

⁸¹⁵Edwards, S.D.; Lewis, T.; Taylor, R.J.K. *Tetrahedron Lett.* **1999**, *40*, 4267.

⁸¹⁶Sturino, C.F.; Wong, J.C.Y. *Tetrahedron Lett.* **1998**, *39*, 9623; Rainier, J.D.; Cox, J.M.; Allwein, S.P. *Tetrahedron Lett.* **2001**, *42*, 179.

⁸¹⁷Chao, W.; Weinreb, S.M. *Org. Lett.* **2003**, *5*, 2505.

⁸¹⁸Schuman, M.; Gouverneur, V. *Tetrahedron Lett.* **2002**, *43*, 3513.

⁸¹⁹Kim, S.; Lim, C.J. *Angew. Chem. Int. Ed.* **2002**, *41*, 3265.

⁸²⁰Delgado, M.; Martín, J.D. *Tetrahedron Lett.* **1997**, *38*, 6299; Miller, S.J.; Kim, S.-H.; Chen, Z.-R.; Grubbs, R.H. *J. Am. Chem. Soc.* **1995**, *117*, 2108.

⁸²¹Leconte, M.; Pagano, S.; Mutch, A.; Lefebvre, F.; Basset, J.M. *Bull. Soc. Chim. Fr.* **1995**, *132*, 1069.

⁸²²Cefalo, D.R.; Kiely, A.F.; Wuchrer, M.; Jamieson, J.Y.; Schrock, R.R.; Hoveyda, A.H. *J. Am. Chem. Soc.* **2001**, *123*, 3139.

⁸²³Gillingham, D.G.; Kataoka, O.; Garber, S.B.; Hoveyda, A.H. *J. Am. Chem. Soc.* **2004**, *126*, 12288.

⁸²⁴Calderon N.; Ofstead, E.A.; Judy, W.A. *J. Polym. Sci. Part A-1* **1967**, *5*, 2209; Wasserman, E.; Ben-Efraim, D.A.; Wolovsky, R. *J. Am. Chem. Soc.* **1968**, *90*, 3286; Wolovsky, R.; Nir, Z. *Synthesis* **1972**, 134.

⁸²⁵Wasserman, E.; Ben-Efraim, D.A.; Wolovsky, R. *J. Am. Chem. Soc.* **1968**, *90*, 3286; Ray, G.C.; Crain, D.L. *Fr. Pat.* 1511381, 1968 [*Chem. Abstr.*, **1969**, *70*, 114580q]; Mango, F.D. *U.S. Pat.* 3424811, 1969 [*Chem. Abstr.*, **1969**, *70*, 106042a]; Rossi, R.; Diversi, P.; Lucherini, A.; Porri, L. *Tetrahedron Lett.* **1974**, 879; Lal, J.; Smith, R.R. *J. Org. Chem.* **1975**, *40*, 775.

Alkenes containing functional groups⁸²⁶ do not give the reaction with most of the common catalysts, but some success has been reported with $\text{WCl}_6\text{-SnMe}_4$ ⁸²⁷ and with certain other catalysts.

The reaction has also been applied to internal triple bonds:⁸²⁸



but it has not been successful for terminal triple bonds,⁸²⁹ although as noted above, molecules with a terminal alkene and a terminal alkyne react quite well. Ring-closing metathesis of alkene-alkynes leads to a cyclic alkene with a pendant vinyl unit (a diene).⁸³⁰ Intramolecular reactions of a double bond with a triple bond are known⁸³¹ and a tetracyclic tetraene has been prepared from a poly-yne-diene.⁸³²

The generally accepted mechanism is a chain mechanism,⁸³³ involving the intervention of a metal-carbene complex (**150** and **151**)⁸³⁴ and a four-membered ring

⁸²⁶For a review, see Mol, J.C. *CHEMTECH* **1983**, 250. See also, Bosma, R.H.A.; van den Aardweg, G.C.N.; Mol, J.C. *J. Organomet. Chem.* **1983**, 255, 159; **1985**, 280, 115; Xiaoding, X.; Mol, J.C. *J. Chem. Soc., Chem. Commun.* **1985**, 631; Crisp, C.T.; Collis, M.P. *Aust. J. Chem.* **1988**, 41, 935.

⁸²⁷First shown by van Dam, P.B.; Mittelmeijer, M.C.; Boelhouver, C. *J. Chem. Soc., Chem. Commun.* **1972**, 1221.

⁸²⁸Pennella, F.; Banks, R.L.; Bailey, G.C. *Chem. Commun.* **1968**, 1548; Villemin, D.; Cadiot, P. *Tetrahedron Lett.* **1982**, 23, 5139; McCullough, L.G.; Schrock, R.R. *J. Am. Chem. Soc.* **1984**, 106, 4067; Fürstner, A.; Mathes, C. *Org. Lett.* **2001**, 3, 221; Fürstner, A.; Mathes, C.; Lehmann, C.W. *J. Am. Chem. Soc.* **1999**, 121, 9453; Fürstner, A.; Guth, O.; Rumbo, A.; Seidel, G. *J. Am. Chem. Soc.* **1999**, 121, 11108; Brizius, G.; Bunz, U.H.F. *Org. Lett.* **2002**, 4, 2829; Grela, K.; Ignatonska, J. *Org. Lett.* **2002**, 4, 3747. For a review, see Tamao, K.; Kobayashi, K.; Ito, Y. *Synlett* **1992**, 539.

⁸²⁹McCullough, L.G.; Listemann, M.L.; Schrock, R.R.; Churchill, M.R.; Ziller, J.W. *J. Am. Chem. Soc.* **1983**, 105, 6729.

⁸³⁰Mori, M.; Kitamura, T.; Sakakibara, N.; Sato, Y. *Org. Lett.* **2000**, 2, 543; Kitamura, T.; Mori, M. *Org. Lett.* **2001**, 3, 1161.

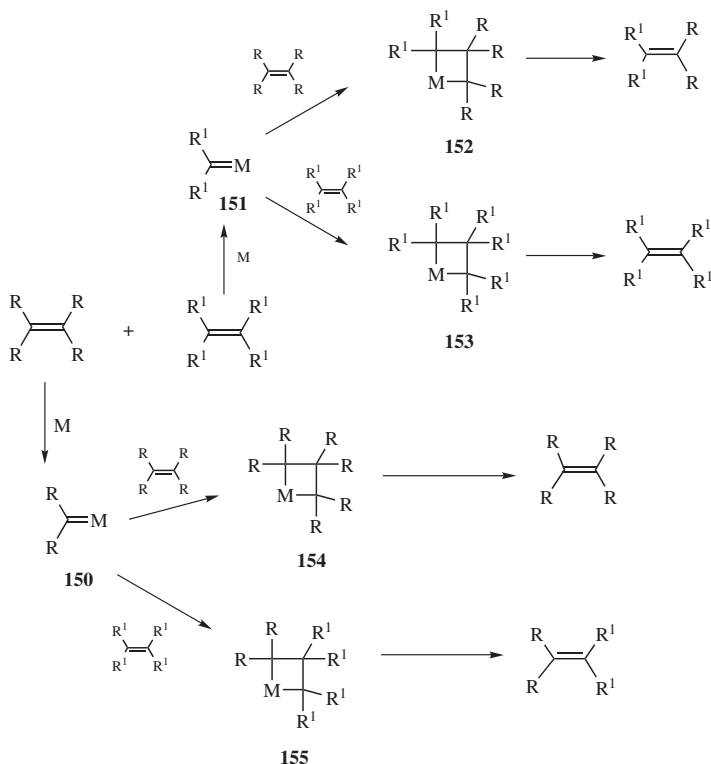
⁸³¹Trost, B.M.; Trost, M.K. *J. Am. Chem. Soc.* **1991**, 113, 1850; Gilbertson, S.R.; Hoge, G.S. *Tetrahedron Lett.* **1998**, 39, 2075.

⁸³²Zuercher, W.J.; Scholl, M.; Grubbs, R.H. *J. Org. Chem.* **1998**, 63, 4291.

⁸³³For a discussion of the mechanism of ring-closing metathesis, see Sanford, M.S.; Ulman, M.; Grubbs, R.H. *J. Am. Chem. Soc.* **2001**, 123, 749; Sanford, M.S.; Love, J.A.; Grubbs, R.H. *J. Am. Chem. Soc.* **2001**, 123, 6543; Cavallo, L. *J. Am. Chem. Soc.* **2002**, 124, 8965; Adlhart, C.; Chen, P. *J. Am. Chem. Soc.* **2004**, 126, 3496.

⁸³⁴For a review of these complexes and their role in this reaction, see Crabtree, R.H. *The Organometallic Chemistry of the Transition Metals*, Wiley, NY, **1988**, pp. 244–267.

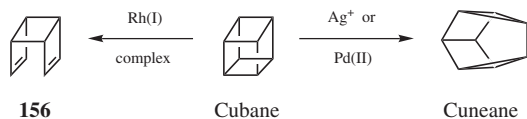
containing a metal⁸³⁵ (**152–155**).⁸³⁶ In the cross-metathesis reaction shown as an example, $R_2C=CR_2$ reacts with $R^1_2C=CR^1_2$ in the presence of a metal catalyst, M. Initial reaction with the catalyst leads to the two expected metal carbenes, **150** and **151**. Metal carbene **151** can react with both alkenes to form metallocyclobutanes **152** and **153**. Each of these intermediates loses the metal to form the alkenes, the product of metathesis $R_2C=CR_2$ and the one of the original alkenes. In a likewise manner, **150** reacts with each alkene to form metallocyclobutanes **154** and **155**, which decomposes to $R_2C=CR_2$ and the metathesis product.



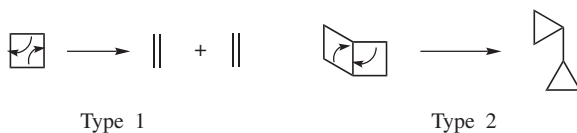
⁸³⁵For reviews of metallocycles, see Collman, J.C.; Hegedus, L.S.; Norton, J.R.; Finke, R.G. *Principles and Applications of Organotransition Metal Chemistry*, 2nd ed., University Science Books, Mill Valley, CA; **1987**, pp. 459–520; Lindner, E. *Adv. Heterocycl. Chem.* **1986**, *39*, 237.

⁸³⁶For reviews of the mechanism, see Grubbs, R.H. *Prog. Inorg. Chem.* **1978**, *24*, 1; Katz, T.J. *Adv. Organomet. Chem.* **1977**, *16*, 283; Calderon N.; Ofstead, E.A.; Judy, W.A. *Angew. Chem. Int. Ed.* **1976**, *15*, 401. See also McLain, S.J.; Wood, C.D.; Schrock, R.R. *J. Am. Chem. Soc.* **1977**, *99*, 3519; Casey, C.P.; Polichnowski, S.W. *J. Am. Chem. Soc.* **1977**, *99*, 6097; Mango, F.D. *J. Am. Chem. Soc.* **1977**, *99*, 6117; Stevens, A.E.; Beauchamp, J.L. *J. Am. Chem. Soc.* **1979**, *101*, 6449; Lee, J.B.; Ott, K.C.; Grubbs, R.H. *J. Am. Chem. Soc.* **1982**, *104*, 7491; Levisalles, J.; Rudler, H.; Villemin, D. *J. Organomet. Chem.* **1980**, *193*, 235; Iwasawa, Y.; Hamamura, H. *J. Chem. Soc., Chem. Commun.* **1983**, 130; Rappé, A.K.; Upton, T.H. *Organometallics*, **1984**, *3*, 1440; Kress, J.; Osborn, J.A.; Greene, R.M.E.; Ivin, K.J.; Rooney, J.J. *J. Am. Chem. Soc.* **1987**, *109*, 899; Feldman, J.; Davis, W.M.; Schrock, R.R. *Organometallics*, **1989**, *8*, 2266.

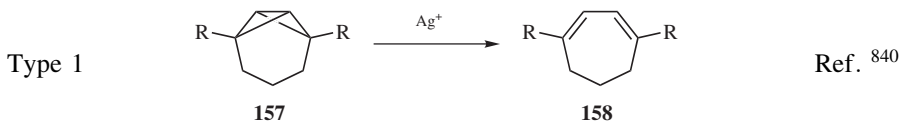
OS 80, 85; 81, 1.

18-38 Metal-Ion-Catalyzed σ -Bond Rearrangements

Many highly strained cage molecules undergo rearrangement when treated with metallic ions, such as Ag^+ , Rh(I) , or Pd(II) .⁸³⁷ The bond rearrangements observed can be formally classified into two main types: (1) [2+2]-ring



openings of cyclobutanes and (2) conversion of a bicyclo[2.2.0] system to a bicyclopropyl system. The molecule cubane supplies an example of each type (see above). Treatment with Rh(I) complexes converts cubane to tricyclo[4.2.0.0^{2,5}]octa-3,7-diene (**156**),⁸³⁸ an example of type 1, while Ag^+ or Pd(II) causes the second type of reaction, producing cuneane.⁸³⁹ Other examples are

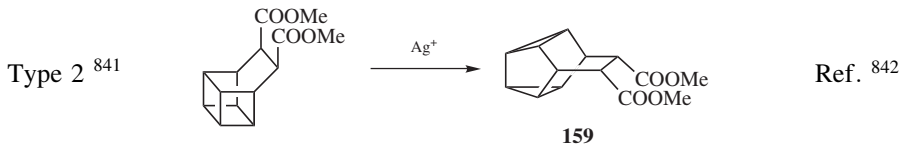


⁸³⁷For reviews, see Halpern, J., in Wender, I.; Pino, P. *Organic Syntheses via Metal Carbonyls*, Vol. 2, Wiley, NY, **1977**, pp. 705–721; Bishop III, K.C. *Chem. Rev.* **1976**, *76*, 461; Cardin, D.J.; Cetinkaya, B.; Doyle, M.J.; Lappert, M.F. *Chem. Soc. Rev.* **1973**, *2*, 99, 132–139; Paquette, L.A. *Synthesis* **1975**, 347; *Acc. Chem. Res.* **1971**, *4*, 280.

⁸³⁸Eaton, P.E.; Chakraborty, U.R. *J. Am. Chem. Soc.* **1978**, *100*, 3634.

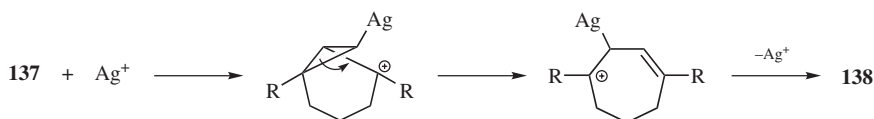
⁸³⁹Cassar, L.; Eaton, P.E.; Halpern, J. *J. Am. Chem. Soc.* **1970**, *92*, 6336.

⁸⁴⁰Gassman, P.G.; Atkins, T.J. *J. Am. Chem. Soc.* **1971**, *93*, 4579; **1972**, *94*, 7748; Sakai, M.; Westberg, H.H.; Yamaguchi, H.; Masamune, S. *J. Am. Chem. Soc.* **1972**, *93*, 4611; Paquette, L.A.; Wilson, S.E.; Henzel, R.P. *J. Am. Chem. Soc.* **1972**, *94*, 7771.

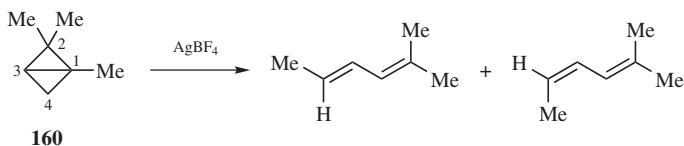


159 is the 9,10-dicarbomethoxy derivative of *snoutane* (pentacyclo[3.3.2.0^{2,4}.0^{3,7}.0^{6,8}]decane).

The mechanisms of these reactions are not completely understood, although relief of strain undoubtedly supplies the driving force. The reactions are thermally forbidden by the orbital-symmetry rules, and the role of the catalyst is to provide low-energy pathways so that the reactions can take place. The type 1 reactions are the reverse of the catalyzed [2 + 2] ring closures discussed at **15-63**. The following mechanism, in which Ag^+ attacks one of the edge bonds, has been suggested for the conversion of **157** to **158**.⁸⁴³



Simpler bicyclobutanes can also be converted to dienes, but in this case the products usually result from cleavage of the central bond and one of the edge bonds.⁸⁴⁴ For example, treatment of **160** with AgBF_4 ,⁸⁴⁵



⁸⁴¹The starting compound here is a derivative of basketane, or 1,8-bishomocubane. For a review of homo-, bishomo-, and trishomocubanes, see Marchand, A.P. *Chem. Rev.* **1989**, 89, 1011.

⁸⁴²See, for example, Furstoss, R.; Lehn, J.M. *Bull. Soc. Chim. Fr.* **1966**, 2497; Dauben, W.G.; Kielbania Jr., A.J. *J. Am. Chem. Soc.* **1971**, 93, 7345; Paquette, L.A.; Beckley, R.S.; Farnham, W.B. *J. Am. Chem. Soc.* **1975**, 97, 1089.

⁸⁴³Gassman, P.G.; Atkins, T.J. *J. Am. Chem. Soc.* **1971**, 93, 4579; Sakai, M.; Westberg, H.H.; Yamaguchi, H.; Masamune, S. *J. Am. Chem. Soc.* **1972**, 93, 4611.

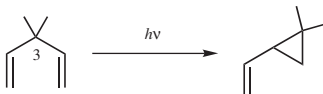
⁸⁴⁴Compound **157** can also be cleaved in this manner, giving a 3-methylenecyclohexene. See, for example, Dauben, W.G.; Kielbania Jr., A.J. *J. Am. Chem. Soc.* **1972**, 94, 3669; Gassman, P.G.; Reitz, R.R. *J. Am. Chem. Soc.* **1973**, 95, 3057; Paquette, L.A.; Zon, G. *J. Am. Chem. Soc.* **1974**, 96, 203, 224.

⁸⁴⁵Paquette, L.A.; Henzel, R.P.; Wilson, S.E. *J. Am. Chem. Soc.* **1971**, 93, 2335.

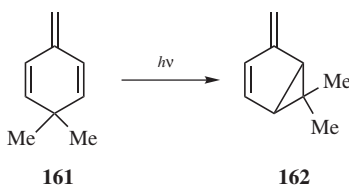
or $[(\pi\text{-allyl})\text{PdCl}]_2$ ⁸⁴⁶ gives a mixture of the two dienes shown, resulting from a formal cleavage of the C₁–C₃ and C₁–C₂ bonds (note that a hydride shift has taken place). Dienes can also be converted to bicyclobutanes under photochemical conditions.⁸⁴⁷

18-39 The Di- π -methane and Related Rearrangements

Di- π -methane rearrangement



1,4-Dienes carrying alkyl or aryl substituents on C-3⁸⁴⁸ can be photochemically rearranged to vinylcyclopropanes in a reaction called the *di- π -methane rearrangement*.⁸⁴⁹ An example is conversion of **161** to **162**.⁸⁵⁰ For most



1,4-dienes it is only the singlet excited states that give the reaction; triplet states generally take other pathways.⁸⁵¹ For unsymmetrical dienes, the reaction is regioselective. For example, **163** gave **164**, not **165**:⁸⁵²

⁸⁴⁶Gassman, P.G.; Meyer, R.G.; Williams, F.J. *Chem. Commun.* **1971**, 842.

⁸⁴⁷Garavelli, M.; Frabboni, B.; Fato, M.; Celani, P.; Bernardi, F.; Robb, M.A.; Olivucci, M. *J. Am. Chem. Soc.* **1999**, *121*, 1537.

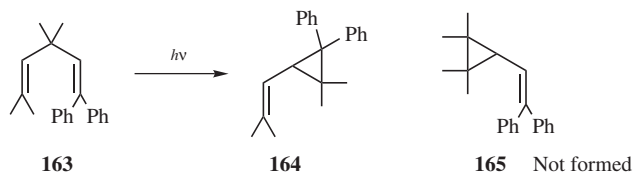
⁸⁴⁸Zimmerman, H.E.; Pincock, J.A. *J. Am. Chem. Soc.* **1973**, *95*, 2957.

⁸⁴⁹For reviews, see Zimmerman, H.E. *Org. Photochem.* **1991**, *11*, 1; Zimmerman, H.E., in de Mayo, P. *Rearrangements in Ground and Excited States*, Vol. 3, Academic Press, NY, **1980**, pp. 131–166; Hixson, S.S.; Mariano, P.S.; Zimmerman, H.E. *Chem. Rev.* **1973**, *73*, 531. See also: Roth, W.R.; Wildt, H.; Schlemenat, A. *Eur. J. Org. Chem.* **2001**, 4081.

⁸⁵⁰Zimmerman, H.E.; Hackett, P.; Juers, D.F.; McCall, J.M.; Schröder, B. *J. Am. Chem. Soc.* **1971**, *93*, 3653.

⁸⁵¹However, some substrates, generally rigid bicyclic molecules, (e.g., barrelene, p. 152, which is converted to semi-bullvalene) give the di- π -methane rearrangement only from triplet states.

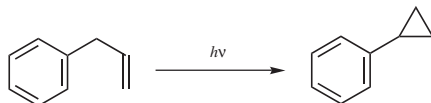
⁸⁵²Zimmerman, H.E.; Baum, A.A. *J. Am. Chem. Soc.* **1971**, *93*, 3646. See also, Zimmerman, H.E.; Welter, T.R. *J. Am. Chem. Soc.* **1978**, *100*, 4131; Alexander, D.W.; Pratt, A.C.; Rowley, D.H.; Tipping, A.E. *J. Chem. Soc., Chem. Commun.* **1978**, 101; Paquette, L.A.; Bay, E.; Ku, A.Y.; Rondan, N.G.; Houk, K.N. *J. Org. Chem.* **1982**, *47*, 422.



The mechanism can be described by the diradical pathway given⁸⁵³ (the C-3 substituents act to stabilize the radical), though the species shown are not necessarily intermediates, but may be transition states. It has been shown, for the case of certain substituted substrates, that configuration is retained at C-1 and C-5 and inverted at C-3.⁸⁵⁴



The reaction has been extended to allylic benzenes⁸⁵⁵ (in this case C-3 substituents are not required), to β,γ -unsaturated ketones⁸⁵⁶ (the latter reaction, which is called the *oxa-di- π -methane rearrangement*,⁸⁵⁷ generally occurs only from the triplet state), to β,γ -unsaturated imines,⁸⁵⁸ and to triple-bond systems.⁸⁵⁹



⁸⁵³See Zimmerman, H.E.; Little, R.D. *J. Am. Chem. Soc.* **1974**, *96*, 5143; Zimmerman, H.E.; Boettcher, R.J.; Buehler, N.E.; Keck, G.E. *J. Am. Chem. Soc.* **1975**, *97*, 5635. For an argument against the intermediacy of the $\bullet\text{CH}_2$ -cyclopropyl- $\text{CH}_2\bullet$ intermediate, see Adam, W.; De Lucchi, O.; Dörr, M. *J. Am. Chem. Soc.* **1989**, *111*, 5209.

⁸⁵⁴Zimmerman, H.E.; Robbins, J.D.; McKelvey, R.D.; Samuel, C.J.; Sousa, L.R. *J. Am. Chem. Soc.* **1989**, *111*, 5209.

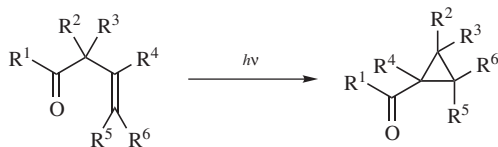
⁸⁵⁵For example, see Griffin, G.W.; Covell, J.; Petterson, R.C.; Dodson, R.M.; Klose, G. *J. Am. Chem. Soc.* **1965**, *87*, 1410; Hixson, S.S. *J. Am. Chem. Soc.* **1972**, *94*, 2507; Cookson, R.C.; Ferreira, A.B.; Salisbury, K. *J. Chem. Soc., Chem. Commun.* **1974**, 665; Fasel, J.; Hansen, H. *Chimia*, **1982**, *36*, 193; Paquette, L.A.; Bay, E. *J. Am. Chem. Soc.* **1984**, *106*, 6693; Zimmerman, H.E.; Swafford, R.L. *J. Org. Chem.* **1984**, *49*, 3069.

⁸⁵⁶For reviews of photochemical rearrangements of unsaturated ketones, see Schuster, D.I., in de Mayo, P. *Rearrangements in Ground and Excited States*, Vol. 3, Academic Press, NY, **1980**, pp. 167-279; Houk, K.N. *Chem. Rev.* **1976**, *76*, 1; Schaffner, K. *Tetrahedron* **1976**, *32*, 641; Dauben, W.G.; Lodder, G.; Ipaktschi, J. *Top. Curr. Chem.* **1975**, *54*, 73.

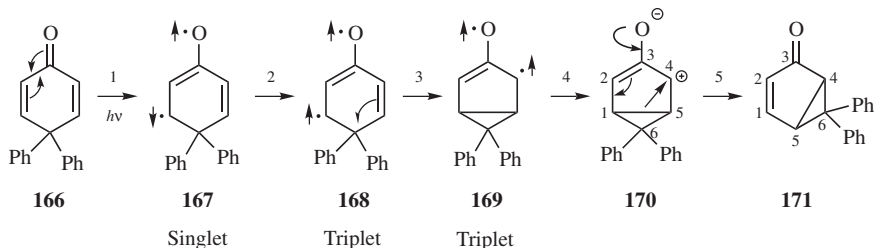
⁸⁵⁷For a review, see Demuth, M. *Org. Photochem.* **1991**, *11*, 37.

⁸⁵⁸See Armesto, D.; Horspool, W.M.; Langa, F.; Ramos, A. *J. Chem. Soc. Perkin Trans. 1* **1991**, 223.

⁸⁵⁹See Griffin, G.W.; Chihal, D.M.; Perreten, J.; Bhacca, N.S. *J. Org. Chem.* **1976**, *41*, 3931.



When photolyzed, 2,5-cyclohexadienones can undergo a number of different reactions, one of which is formally the same as the di- π -methane rearrangement.⁸⁶⁰ In this reaction, photolysis of the substrate **166** gives the bicyclo[3.1.0]hexenone (**171**). Although the reaction is formally the same (note the conversion of **161** to **162**



above), the mechanism is different from that of the di- π -methane rearrangement, because irradiation of a ketone can cause an $n \rightarrow \pi^*$ transition, which is of course not possible for a diene lacking a carbonyl group. The mechanism⁸⁶¹ in this case has been formulated as proceeding through the excited triplet states **168** and **169**. In step 1, the molecule undergoes an $n \rightarrow \pi^*$ excitation to the singlet species **167**, which cross to the triplet **168**. Step 3 is a rearrangement from one excited state to another. Step 4 is a $\pi^* \rightarrow n$ electron demotion (an intersystem crossing from $T_1 \rightarrow S_0$, see p. 339). The conversion of **170** to **171** consists of two 1,2 alkyl migrations (a one-step process would be a 1,3-migration of alkyl to a carbocation center, see p. \$\$\$): The old C_6-C_5 bond becomes the new C_6-C_4 bond and the old C_6-C_1 bond becomes the new C_6-C_5 bond.⁸⁶²

2,4-Cyclohexadienones also undergo photochemical rearrangements, but the products are different, generally involving ring opening.⁸⁶³

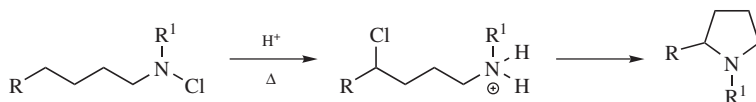
⁸⁶⁰For reviews of the photochemistry of 2,5-cyclohexadienones and related compounds, see Schaffner, K.; Demuth, M., in de Mayo, P. *Rearrangements in Ground and Excited States*, Vol. 3, Academic Press, NY, **1980**, pp. 281–348; Zimmerman, H.E. *Angew. Chem. Int. Ed.* **1969**, 8, 1; Kropp, P.J. *Org. Photochem.* **1967**, 1, 1; Schaffner, K. *Adv. Photochem.* **1966**, 4, 81. For synthetic use, see Schultz, A.G.; Lavieri, F.P.; Macielag, M.; Plummer, M. *J. Am. Chem. Soc.* **1987**, 109, 3991, and references cited therein.

⁸⁶¹Schuster, D.I. *Acc. Chem. Res.* **1978**, 11, 65; Zimmerman, H.E.; Pasteris, R.J. *J. Org. Chem.* **1980**, 45, 4864, 4876; Schuster, D.I.; Liu, K. *Tetrahedron* **1981**, 37, 3329.

⁸⁶²Zimmerman, H.E.; Crumine, D.S.; Döpp, D.; Huyffer, P.S. *J. Am. Chem. Soc.* **1969**, 91, 434.

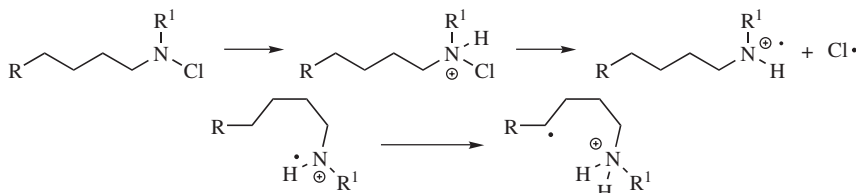
⁸⁶³For reviews, see Schaffner, K.; Demuth, M., in de Mayo, P. *Rearrangements in Ground and Excited States*, Vol. 3, Academic Press, NY, **1980**, p. 281; Quinkert, G. *Angew. Chem. Int. Ed.* **1972**, 11, 1072; Kropp, P.J. *Org. Photochem.* **1967**, 1, 1.

18-40 The Hofmann-Löffler and Related Reactions

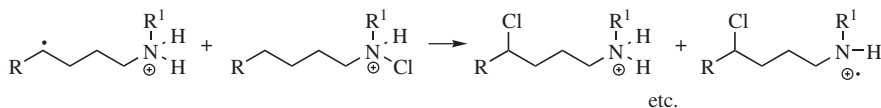


A common feature of the reactions in this section⁸⁶⁴ is that they serve to introduce functionality at a position remote from functional groups already present. As such, they have proved very useful in synthesizing many compounds, especially in the steroid field (see also, **19-2** and **19-17**). When *N*-haloamines in which one alkyl group has a hydrogen in the 4 or 5 position are heated with sulfuric acid, pyrrolidines, or piperidines are formed, in a reaction known as the *Hofmann-Löffler reaction* (also called the *Hofmann-Löffler-Freytag reaction*).⁸⁶⁵ The *R'* group is normally alkyl, but the reaction has been extended to *R'* = H by the use of concentrated sulfuric acid solution and ferrous salts.⁸⁶⁶ The first step of the reaction is a rearrangement, with the halogen migrating from the nitrogen to the 4 or 5 position of the alkyl group. It is possible to isolate the resulting haloamine salt, but usually this is not done, and the second step, the ring closure (**10-31**), takes place. Though the reaction is most often induced by heat, this is not necessary, and irradiation and chemical initiators (e.g., peroxides) have been used instead. The mechanism is of a free-radical type, with the main step involving an internal hydrogen abstraction.⁸⁶⁷

Initiation



Propagation



A similar reaction has been carried out on *N*-halo amides, which give γ -lactones:⁸⁶⁸

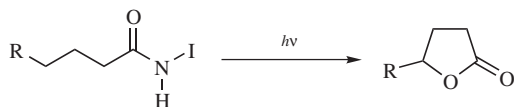
⁸⁶⁴For a review of the reactions in this section, see Carruthers, W. *Some Modern Methods of Organic Synthesis* 3rd ed.; Cambridge University Press: Cambridge, **1986**, pp. 263–279.

⁸⁶⁵For reviews, see Stella, L. *Angew. Chem. Int. Ed.* **1983**, *22*, 337; Sosnovsky, G.; Rawlinson, D.J. *Adv. Free-Radical Chem.* **1972**, *4*, 203, see pp. 249–259; Deno, N.C. *Methods Free-Radical Chem.* **1972**, *3*, 135, see pp. 136–143.

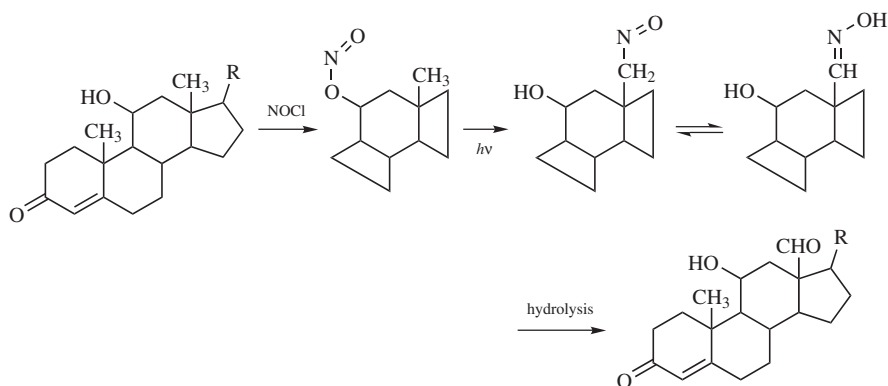
⁸⁶⁶Schmitz, E.; Murawski, D. *Chem. Ber.* **1966**, *99*, 1493.

⁸⁶⁷Wawzonek, S.; Thelan, P.J. *J. Am. Chem. Soc.* **1950**, *72*, 2118.

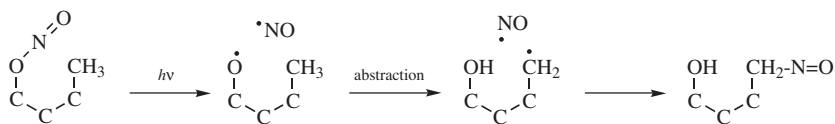
⁸⁶⁸Barton, D.H.R.; Beckwith, A.L.J.; Goosen, A. *J. Chem. Soc.* **1965**, 181; Petterson, R.C.; Wambsgans, A. *J. Am. Chem. Soc.* **1964**, *86*, 1648; Neale, R.S.; Marcus, N.L.; Schepers, R.G. *J. Am. Chem. Soc.* **1966**, *88*, 3051. For a review of *N*-halo amide rearrangements, see Neale, R.S. *Synthesis* **1971**, 1.



Another related reaction is the *Barton reaction*,⁸⁶⁹ by which a methyl group in the δ position to an OH group can be oxidized to a CHO group. The alcohol is first converted to the nitrite ester. Photolysis of the nitrite results in conversion of the nitrite group to the OH group and nitrosation of the methyl group. Hydrolysis of the oxime tautomer gives the aldehyde, for example,⁸⁷⁰



This reaction takes place only when the methyl group is in a favorable steric position.⁸⁷¹ The mechanism is similar to that of the Hofmann-Löffler reaction.⁸⁷²



⁸⁶⁹For reviews, see Hesse, R.H. *Adv. Free-Radical Chem.* **1969**, 3, 83; Barton, D.H.R. *Pure Appl. Chem.* **1968**, 16, 1.

⁸⁷⁰Barton, D.H.R.; Beaton, J.M. *J. Am. Chem. Soc.* **1961**, 83, 4083. Also see, Barton, D.H.R.; Beaton, J.M.; Geller, L.E.; Pechet, M.M. *J. Am. Chem. Soc.* **1960**, 82, 2640.

⁸⁷¹For a discussion of which positions are favorable, see Burke, S.D.; Silks III, L.A.; Strickland, S.M.S. *Tetrahedron Lett.* **1988**, 29, 2761.

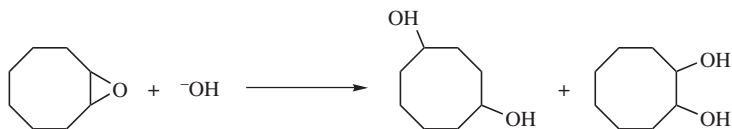
⁸⁷²Kabasakalian, P.; Townley, E.R. *J. Am. Chem. Soc.* **1962**, 84, 2711; Akhtar, M.; Barton, D.H.R.; Sammes, P.G. *J. Am. Chem. Soc.* **1965**, 87, 4601. See also, Nickon, A.; Ferguson, R.; Bosch, A.; Iwadare, T. *J. Am. Chem. Soc.* **1977**, 99, 4518; Barton, D.H.R.; Hesse, R.H.; Pechet, M.M.; Smith, L.C. *J. Chem. Soc. Perkin Trans. 1* **1979**, 1159; Green, M.M.; Boyle, B.A.; Vairamani, M.; Mukhopadhyay, T.; Saunders, Jr., W.H.; Bowen, P.; Allinger, N.L. *J. Am. Chem. Soc.* **1986**, 108, 2381.

This is one of the few known methods for effecting substitution at an angular methyl group. Not only CH_3 groups, but also alkyl groups of the form RCH_2 and R_2CH can give the Barton reaction if the geometry of the system is favorable. An RCH_2 group is converted to the oxime $\text{R}(\text{C}=\text{NOH})$ (which is hydrolyzable to a ketone) or to a nitroso dimer, while an R_2CH group gives a nitroso compound $\text{R}_2\text{C}(\text{NO})$. With very few exceptions, the only carbons that become nitrosated are those in the position δ to the original OH group, indicating that a six-membered transition state is necessary for the hydrogen abstraction.⁸⁷³

OS III, 159.

D. Noncyclic Rearrangements

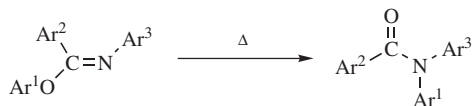
18-41 Hydride Shifts



The above is a typical example of a transannular hydride shift. The 1,2-diol is formed by a normal epoxide hydrolysis reaction (10-7). For a discussion of 1,3 and longer hydride shifts (see p. 1572).

18-42 The Chapman Rearrangement

1/O \rightarrow 3/N-Aryl-migration

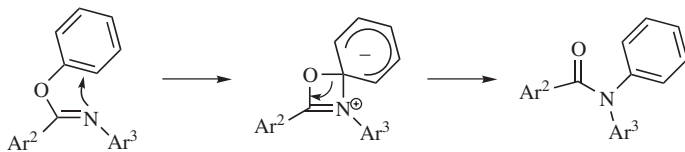


In the *Chapman rearrangement*, *N,N*-diaryl amides are formed when aryl imino esters are heated.⁸⁷⁴ Best yields are obtained in refluxing tetraethylene glycol dimethyl ether (tetraglyme),⁸⁷⁵ although the reaction can also be carried out without any solvent at all. Many groups may be present in the rings, for example, alkyl, halo, OR, CN, and COOR. Aryl migrates best when it contains electron-withdrawing groups. On the other hand, electron-withdrawing groups in Ar^2 or Ar^3 decrease the reactivity. The products can be hydrolyzed to diarylamines, and

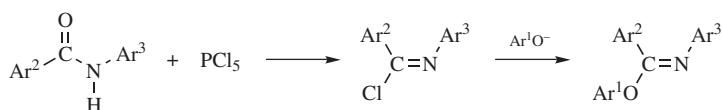
⁸⁷³For a discussion, see Nickon, A.; Ferguson, R.; Bosch, A.; Iwadare, T. *J. Am. Chem. Soc.* **1977**, *99*, 4518.

⁸⁷⁴For reviews, see Schulenberg, J.W.; Archer, S. *Org. React.* **1965**, *14*, 1; McCarty, C.G., in Patai, S. *The Chemistry of the Carbon-Nitrogen Double Bond*, Wiley, NY, **1970**, pp. 439–447; McCarty, C.G.; Garner, L.A., in Patai, S. *The Chemistry of Amidines and Imidates*, Wiley, NY, **1975**, pp. 189–240. For a review of 1,3 migrations of R in general, see Landis, P.S. *Mech. Mol. Migr.* **1969**, *2*, 43.

⁸⁷⁵Wheeler, O.H.; Roman, F.; Santiago, M.V.; Quiles, F. *Can. J. Chem.* **1969**, *47*, 503.

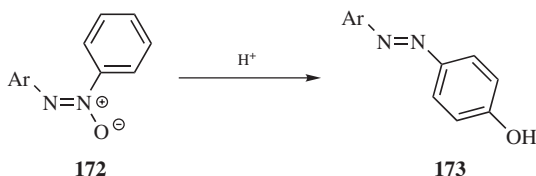


this is a method for preparing these compounds. The mechanism probably involves an intramolecular⁸⁷⁶ aromatic nucleophilic substitution, resulting in a 1,3 oxygen-to-nitrogen shift. Aryl imino esters can be prepared from *N*-aryl amides by reaction with PCl_5 , followed by treatment of the resulting imino chloride with an aroxide ion.⁸⁷⁷



Imino esters with any or all of the three groups being alkyl also rearrange, but they require catalysis by H_2SO_4 or a trace of methyl iodide or methyl sulfate.⁸⁷⁸ The mechanism is different, involving an intermolecular process.⁸⁷⁹ This is also true for derivatives for formamide ($\text{Ar}^2 = \text{H}$).

18-43 The Wallach Rearrangement



The conversion of azoxy compounds, on acid treatment, to *p*-hydroxy azo compounds (or sometimes the *o*-hydroxy isomers⁸⁸⁰) is called the *Wallach rearrangement*.⁸⁸¹ When both para positions are occupied, the *o*-hydroxy product may be

⁸⁷⁶For evidence for the intramolecular character of the reaction, see Wiberg, K.B.; Rowland, B.I. *J. Am. Chem. Soc.* **1955**, *77*, 2205; Wheeler, O.H.; Roman, F.; Rosado, O. *J. Org. Chem.* **1969**, *34*, 966; Kimura, M. *J. Chem. Soc. Perkin Trans. 2* **1987**, 205.

⁸⁷⁷For a review of the formation and reactions of imino chlorides, see Bonnett, R., in Patai, S. *The Chemistry of the Carbon-Nitrogen Double Bond*, Wiley, NY, **1970**, pp. 597–662.

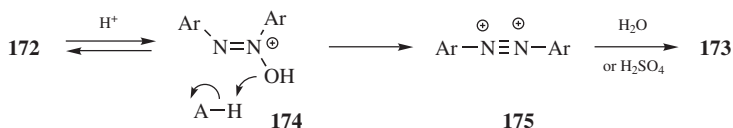
⁸⁷⁸Landis, P.S. *Mech. Mol. Migr.* **1969**, *2*, 43.

⁸⁷⁹See Challis, B.C.; Frenkel, A.D. *J. Chem. Soc. Perkin Trans. 2* **1978**, 192.

⁸⁸⁰For example, see Dolenko, A.; Buncel, E. *Can. J. Chem.* **1974**, *52*, 623; Yamamoto, J.; Nishigaki, Y.; Umezui, M.; Matsuura, T. *Tetrahedron* **1980**, *36*, 3177.

⁸⁸¹For reviews, see Buncel, E. *Mech. Mol. Migr.* **1968**, *1*, 61; Shine, H.J. *Aromatic Rearrangements*, Elsevier, NY, **1969**, pp. 272–284, 357–359; Cox, R.A.; Buncel, E., in Patai, S. *The Chemistry of the Hydrazo, Azo, and Azoxy Groups*, pt. 2, Wiley, NY, **1975**, pp. 808–837.

obtained, but ipso substitution at one of the para positions is also possible.⁸⁸² Although the mechanism⁸⁸³ is not completely settled, the following facts are known: (1) The para rearrangement is intermolecular.⁸⁸⁴ (2) When the reaction was carried out with an azoxy compound in which the N–O nitrogen was labeled with ¹⁵N, both nitrogens of the product carried the label equally,⁸⁸⁵ demonstrating that the oxygen did not have a preference for migration to either the near or the far ring. This shows that there is a symmetrical intermediate. (3) Kinetic studies show that two protons are normally required for the reaction.⁸⁸⁶ The following mechanism,⁸⁸⁷ involving the symmetrical intermediate **175**, has been proposed to explain the facts.⁸⁸⁸



It has proved possible to obtain **174** and **175** as stable species in super acid solutions.⁷⁴⁸ Another mechanism, involving an intermediate with only one positive charge, has been proposed for certain substrates at low acidities.⁸⁸⁹

A photochemical Wallach rearrangement⁸⁹⁰ is also known: The product is the *o*-hydroxy azo compound, the OH group is found in the farther ring, and the rearrangement is intramolecular.⁸⁹¹

⁸⁸²See, for example, Shimao, I.; Oae, S. *Bull. Chem. Soc. Jpn.* **1983**, 56, 643.

⁸⁸³For reviews, see Furin, G.G. *Russ. Chem. Rev.* **1987**, 56, 532; Williams, D.L.H.; Buncl, E. *Isot. Org. Chem.* **1980**, 5, 184; Buncl, E. *Acc. Chem. Res.* **1975**, 8, 132.

⁸⁸⁴See, for example, Oae, S.; Fukumoto, T.; Yamagami, M. *Bull. Chem. Soc. Jpn.* **1963**, 36, 601.

⁸⁸⁵Shemyakin, M.M.; Maimind, V.I.; Vaichunaite, B.K. *Chem. Ind. (London)* **1958**, 755; *Bull. Acad. Sci. USSR Div. Chem. Sci.* **1960**, 808. Also see Behr, L.C.; Hendley, E.C. *J. Org. Chem.* **1966**, 31, 2715.

⁸⁸⁶Buncl, E.; Lawton, B.T. *Chem. Ind. (London)* **1963**, 1835; Hahn, C.S.; Lee, K.W.; Jaffé, H.H. *J. Am. Chem. Soc.* **1967**, 89, 4975; Cox, R.A. *J. Am. Chem. Soc.* **1974**, 96, 1059.

⁸⁸⁷Buncl, E.; Strachan, W.M.J. *Can. J. Chem.* **1970**, 48, 377; Cox, R.A. *J. Am. Chem. Soc.* **1974**, 96, 1059; Buncl, E.; Keum, S. *J. Chem. Soc., Chem. Commun.* **1983**, 578.

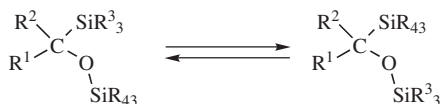
⁸⁸⁸For other proposed mechanisms, see Shemyakin, M.M.; Agadzhanyan, Ts.E.; Maimind, V.I.; Kudryavtsev, R.V. *Bull. Acad. Sci. USSR Div. Chem. Sci.* **1963**, 1216; Hahn, C.S.; Lee, K.W.; Jaffé, H.H. *J. Am. Chem. Soc.* **1967**, 89, 4975; Hendley, E.C.; Duffey, D. *J. Org. Chem.* **1970**, 35, 3579.

⁸⁸⁹Cox, R.A.; Dolenko, A.; Buncl, E. *J. Chem. Soc. Perkin Trans. 2* **1975**, 471; Cox, R.A.; Buncl, E. *J. Am. Chem. Soc.* **1975**, 97, 1871.

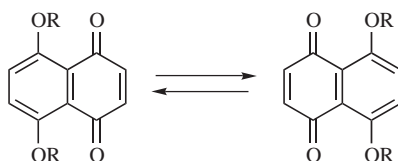
⁸⁹⁰For a thermal rearrangement (no catalyst), see Shimao, I.; Hashidzume, H. *Bull. Chem. Soc. Jpn.* **1976**, 49, 754.

⁸⁹¹For discussions of the mechanism of the photochemical reaction, see Goon, D.J.W.; Murray, N.G.; Schoch, J.; Buncl, N.J. *Can. J. Chem.* **1973**, 51, 3827; Squire, R.H.; Jaffé, H.H. *J. Am. Chem. Soc.* **1973**, 95, 8188; Shine, H.J.; Subotkowski, W.; Gruszecka, E. *Can. J. Chem.* **1986**, 64, 1108.

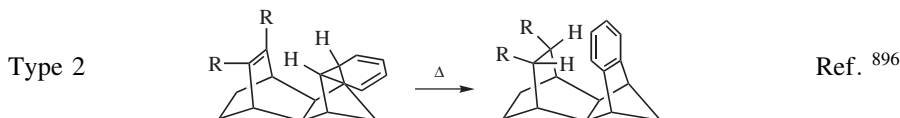
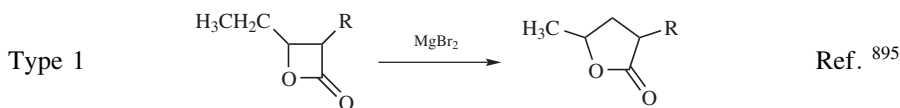

18-44 Dyotropic Rearrangements

1/*C*-Trialkylsilyl,2/*O*-trialkylsilyl-interchange

A *dyotropic rearrangement*⁸⁹² is an uncatalyzed process in which two σ bonds simultaneously migrate intramolecularly.⁸⁹³ There are two types. The above is an example of type 1, which consists of reactions in which the two σ bonds interchange positions. In type 2, the two σ bonds do not interchange positions. An example is



Some other examples are



A useful type 1 example is the *Brook rearrangement*,⁸⁹⁷ a stereospecific intramolecular migration of silicon from carbon to oxygen that occurs for

⁸⁹²Reetz, M.T. *Angew. Chem. Int. Ed.* **1972**, *11*, 129, 130.

⁸⁹³For reviews, see Minkin, V.I.; Olekhovich, L.P.; Zhdanov, Yu.A. *Molecular Design of Tautomeric Compounds*, D. Reidel Publishing Co., Dordrecht, **1988**, pp. 221–246; Minkin, V.I. *Sov. Sci. Rev. Sect. B* **1985**, *7*, 51; Reetz, M.T. *Adv. Organomet. Chem.* **1977**, *16*, 33. Also see Mackenzie, K.; Gravaatt, E.C.; Gregory, R.J.; Howard, J.A.K.; Maher, J.P. *Tetrahedron Lett.* **1992**, *33*, 5629.

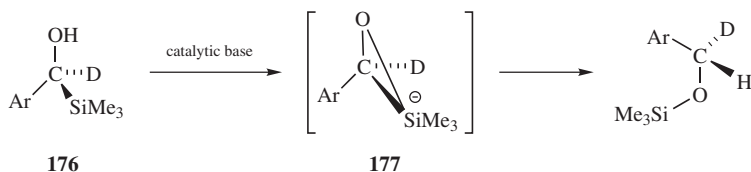
⁸⁹⁴See, for example, Taylor, G.A. *J. Chem. Soc. Perkin Trans. 1* **1985**, 1181.

⁸⁹⁵See Black, T.H.; Hall, J.A.; Sheu, R.G. *J. Org. Chem.* **1988**, *53*, 2371; Black, T.H.; Fields, J.D. *Synth. Commun.* **1988**, *18*, 125.

⁸⁹⁶See Mackenzie, K.; Proctor, G.; Woodnutt, D.J. *Tetrahedron* **1987**, *43*, 5981, and references cited therein.

⁸⁹⁷For a review, see Moser, W.H. *Tetrahedron* **2001**, *57*, 2065.

(α -hydroxybenzyl)trialkylsilanes (**176**) in the presence of a catalytic amount of base.⁸⁹⁸ Formation of a Si–O bond rather than the Si–C bond drives the rearrangement, which is believed to proceed via formation of **177**, and does proceed with inversion of configuration at carbon and retention of configuration at silicon.⁸⁹⁹ A reverse Brook rearrangement is also known.⁹⁰⁰ The reaction has been extended to other systems. A homo-Brook rearrangement has also been reported.⁹⁰¹ Another variation is the aza-Brook rearrangement of α -silylallyl)amines.⁹⁰² The Brook rearrangement has been used in synthesis involving silyl dithianes.⁹⁰³ A Brook rearrangement mediated [6 + 2]-annulation has been used for the construction of eight-membered carbocycles.⁹⁰⁴



The Brook rearrangement has been used in two important synthetic applications, a multicomponent coupling protocol initiated by a Brook rearrangement involving silyl dithianes as mentioned, and anion relay chemistry (ARC) involving a Brook rearrangement. An example of the former is the conversion of the 2-silyl dithiane **178** to the anion with *tert*-butyllithium followed by ring opening of an epoxide to give **179**.⁹⁰⁵ Treatment with HMPA triggers a solvent-controlled Brook rearrangement that gives a new dithiane anion (**180**), which then reacts with a different epoxide to give the final product, **181**. An example of the anion relay chemistry treats dithiane (**182**) with *n*-butyllithium, and then **183** to give **184**.⁹⁰⁶ Subsequent treatment with a variety of electrophiles, such as allyl bromide, in HMPA, leads to **185** via a Brook rearrangement, and then alkylation of the resultant dithian anion. This reaction can be initiated by nucleophiles other

⁸⁹⁸Brook, A.G. *Acc. Chem. Res.* **1974**, *7*, 77; Brook, A.G.; Bassendale, A.R., in de Mayo, P. *Rearrangements in Ground and Excited States*, Vol. 2, Academic Press, NY, **1980**, pp. 149–227.

⁸⁹⁹Brook, A. G.; Pascoe, J. D. *J. Am. Chem. Soc.* **1971** *93*, 6224.

⁹⁰⁰Wright, A.; West, R. *J. Am. Chem. Soc.* **1974**, *96*, 3214; Wright, A.; West, R. *J. Am. Chem. Soc.* **1974**, *96*, 3227; Linderman, J.J.; Ghannam, A. *J. Am. Chem. Soc.* **1990**, *112*, 2392.

⁹⁰¹Wilson, S.R.; Georgiadis, G.M. *J. Org. Chem.* **1983**, *48*, 4143.

⁹⁰²Honda, T.; Mori, M. *J. Org. Chem.* **1996**, *61*, 1196.

⁹⁰³For examples, see Smith III, A.B.; Adams, C. M. *Acc. Chem. Res.* **2004**, *37*, 365; Smith III, A.B.; Kim, D.-S. *Org. Lett.* **2005**, *7*, 3247.

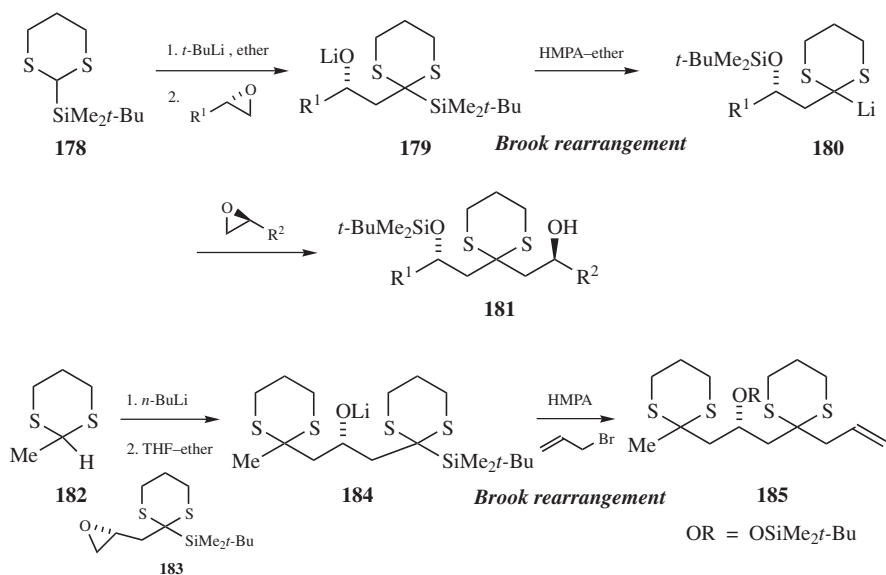
⁹⁰⁴Takeda, K.; Haraguchi, H.; Okamoto, Y. *Org. Lett.* **2003**, *5*, 3705; Sawada, Y.; Sasaki, M.; Takeda, K. *Org. Lett.* **2004**, *6*, 2277.

⁹⁰⁵Smith III, A.B.; Boldi, A.M. *J. Am. Chem. Soc.* **1997**, *119*, 6925; Smith III, A.B.; Pitram, S.M.; Boldi, A.M.; Gaunt, M.J.; Sfougataki, C.; Moser, W.H. *J. Am. Chem. Soc.* **2003**, *125*, 14435.

⁹⁰⁶Smith III, A.B.; Xian, M. *J. Am. Chem. Soc.* **2006**, *128*, 66.

1702 REARRANGEMENTS

than dithiane anion. Organocuprates can be used, and the anion stabilizing group can be a nitrile.⁹⁰⁷



⁹⁰⁷Private communication, Professor Amos B. Smith III, University Pennsylvania.

Oxidations and Reductions

First, we must examine what we mean when we speak of oxidation and reduction. Inorganic chemists define oxidation in two ways: loss of electrons and increase in oxidation number. In organic chemistry, these definitions, while still technically correct, are not easy to apply. While electrons are directly transferred in some organic oxidations and reductions, the mechanisms of most of these reactions do not involve a direct electron transfer. As for oxidation number, while this is easy to apply in some cases, (e.g., the oxidation number of carbon in CH_4 is -4), in most cases attempts to apply the concept lead to fractional values or to apparent absurdities. Thus carbon in propane has an oxidation number of -2.67 and in butane of -2.5 , although organic chemists seldom think of these two compounds as being in different oxidation states. An improvement could be made by assigning different oxidation states to different carbon atoms in a molecule, depending on what is bonded to them (e.g., the two carbons in acetic acid are obviously in different oxidation states), but for this a whole set of arbitrary assumptions would be required, since the oxidation number of an atom in a molecule is assigned on the basis of the oxidation numbers of the atoms attached to it. There would seem little to be gained by such a procedure. The practice in organic chemistry has been to set up a series of functional groups, in a qualitative way, arranged in order of increasing oxidation state, and then to define oxidation as *the conversion of a functional group in a molecule from one category to a higher one*. Reduction is the opposite. For the simple functional groups this series is shown in Table 19.1.¹ Note that this classification applies only to a single carbon atom or to two adjacent carbon atoms. Thus 1,3-dichloropropane is in the same oxidation state as chloromethane, but 1,2-dichloropropane is in a higher one. Obviously, such distinctions are somewhat arbitrary, and if we attempt to carry them too far, we will find ourselves painted into a corner. Nevertheless, the basic idea has served organic chemistry well. Note that

¹For more extensive tables, with subclassifications, see Soloveichik, S.; Krakauer, H. *J. Chem. Educ.* **1966**, *43*, 532.

TABLE 19.1. Categories of Simple Functional Groups Arranged According to Oxidation State^a

RH		$-\text{C}\equiv\text{C}-$		CO_2
	ROH			CCl_4
	RCl			
	RNH ₂			
	and so on			
			and so on	
		and so on		
	Approximate Oxidation Number			
-4	-2	0	+2	+4

^aOxidation is the conversion of a functional group in a molecule to a higher category; reduction is conversion to a lower one. Conversions within a category are neither oxidations nor reductions. The numbers given at the bottom are only approximations.

conversion of any compound to another in the same category is not an oxidation or a reduction. Most oxidations in organic chemistry involve a gain of oxygen and/or a loss of hydrogen (Lavoisier's original definition of oxidation). The reverse is true for reductions.

Of course, there is no oxidation without a concurrent reduction. However, we classify reactions as oxidations or reductions depending on whether the *organic compound* is oxidized or reduced. In some cases, both the oxidant and reductant are organic; those reactions are treated separately at the end of the chapter.

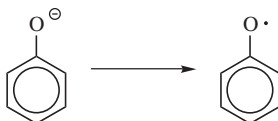
MECHANISMS

Noted that our definition of oxidation has nothing to do with mechanism. Thus the conversion of bromomethane to methanol with KOH (**10-1**) and to methane with LiAlH₄ (**19-53**) have the same S_N2 mechanisms, but one is a reduction (according to our definition) and the other is not. It is impractical to consider the mechanisms

of oxidation and reduction reactions in broad categories in this chapter as we have done for the reactions considered in Chapters 10–18.² The main reason is that the mechanisms are too diverse, and this in turn is because the bond changes are too different. For example, in Chapter 15, most reactions involved the bond change $C=C \rightarrow W-C-C-Y$ yet a relatively few mechanisms covered those reactions. But for oxidations and reductions the bond changes are far more diverse. Another reason is that the mechanism of a given oxidation or reduction reaction can vary greatly with the oxidizing or reducing agent employed. Very often the mechanism has been studied intensively for only one or a few of many possible agents.

Although we do not cover oxidation and reduction mechanisms in the same way as we have covered other mechanisms, it is still possible to list a few broad mechanistic categories. In doing this, we follow the scheme of Wiberg.³

1. *Direct Electron Transfer.*⁴ We have already met some reactions in which the reduction is a direct gain of electrons or the oxidation a direct loss of them. An example is the Birch reduction (15-13), where sodium directly transfers an electron to an aromatic ring. An example from this chapter is found in the bimolecular reduction of ketones (19-76), where again it is a metal that supplies the electrons. This kind of mechanism is found largely in three types of reaction:⁵ (a) the oxidation or reduction of a free radical (oxidation to a positive or reduction to a negative ion), (b) the oxidation of a negative ion or the reduction of a positive ion to a comparatively stable free radical, and (c) electrolytic oxidations or reductions (an example is the Kolbe reaction, 14-29). An important example of (b) is oxidation of amines and phenolate ions:



²For monographs on oxidation mechanisms, see Bamford, C.H.; Tipper, C.F.H. *Comprehensive Chemical Kinetics*, Vol. 16, Elsevier, NY, 1980; *Oxidation in Organic Chemistry*, Academic Press, NY, pt. A [Wiberg, K.B.], 1965, pts. B, C, and D [Trahanovsky, W.S.], 1973, 1978, 1982; Waters, W.A. *Mechanisms of Oxidation of Organic Compounds*, Wiley, NY, 1964; Stewart, R. *Oxidation Mechanisms*, W. A. Benjamin, NY, 1964. For a review, see Stewart, R. *Isot. Org. Chem.* 1976, 2, 271.

³Wiberg, K.B. *Surv. Prog. Chem.* 1963, 1, 211.

⁴For a monograph on direct electron-transfer mechanisms, see Ebersson, L. *Electron Transfer Reactions in Organic Chemistry*, Springer, NY, 1987. For a review, see Ebersson, L. *Adv. Phys. Org. Chem.* 1982, 18, 79. For a review of multistage electron-transfer mechanisms, see Deuchert, K.; Hünig, S. *Angew. Chem. Int. Ed.* 1978, 17, 875.


⁵Littler, J.S.; Sayce, I.G. *J. Chem. Soc.* 1964, 2545.

These reactions occur easily because of the relative stability of the radicals involved.⁶ The single electron-transfer mechanism (SET), which we have met several times (e.g., p. 264) is an important case.

2. *Hydride Transfer.*⁷ In some reactions, a hydride ion is transferred to or from the substrate. The reduction of epoxides with LiAlH_4 is an example (**19-35**). Another is the Cannizzaro reaction (**19-81**). Reactions in which a carbocation abstracts a hydride ion belong in this category:⁸

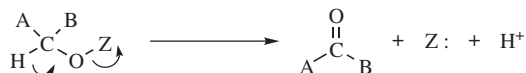


3. *Hydrogen-Atom Transfer.* Many oxidation and reduction reactions are free-radical substitutions and involve the transfer of a hydrogen atom. For example, one of the two main propagation steps of **14-1** involves abstraction of hydrogen:



This is the case for many of the reactions of Chapter 14.

4. *Formation of Ester Intermediates.* A number of oxidations involve the formation of an ester intermediate (usually of an inorganic acid), and then the cleavage of this intermediate:



Z is usually CrO_3H , MnO_3 , or a similar inorganic acid moiety. One example of this mechanism will be seen in **19-23**, where A was an alkyl or aryl group, B was OH, and Z was CrO_3H . Another is the oxidation of a secondary alcohol to a ketone (**19-3**), where A and B are alkyl or aryl groups and Z is also CrO_3H . In the lead tetraacetate oxidation of glycols (**19-7**) the mechanism also follows this pattern, but the positive leaving group is carbon instead of hydrogen. Note that the cleavage shown is an example of an E2 elimination.

5. *Displacement Mechanisms.* In these reactions, the organic substrate uses its electrons to cause displacement on an electrophilic oxidizing agent. One example is the addition of bromine to an alkene (**15-39**).

⁶For a review of the oxidation of phenols, see Mihailović, M.Lj.; Čeković, Z., in Patai, S. *The Chemistry of the Hydroxyl Group*, pt. 1, Wiley, NY, **1971**, pp. 505–592.

⁷For a review, see Watt, C.I.F. *Adv. Phys. Org. Chem.* **1988**, *24*, 57.

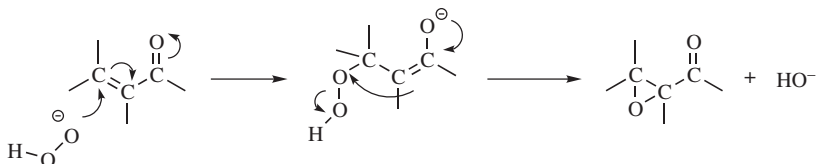
⁸For a review of these reactions, see Nenitzescu, C.D., in Olah, G.A.; Schleyer, P.V.R. *Carbonium Ions*, Vol. 2, Wiley, NY, **1970**, pp. 463–520.



An example from this chapter is found in **19-29**:



- 6. Addition–Elimination Mechanisms.** In the reaction between α,β -unsaturated ketones and alkaline peroxide (**15-50**), the oxidizing agent adds to the substrate and then part of it is lost:



In this case, the oxygen of the oxidizing agent is in oxidation state -1 and the hydroxide ion departs with its oxygen in the -2 state, so it is reduced and the substrate oxidized. There are several reactions that follow this pattern of addition of an oxidizing agent and the loss of part of the agent, usually in a different oxidation state. Another example is the oxidation of ketones with SeO_2 (**19-17**). This reaction is also an example of category 4, since it involves formation and E2 cleavage of an ester. This example shows that these six categories are not mutually exclusive.

REACTIONS

In this chapter, the reactions are classified by the type of bond change occurring to the organic substrate, in conformity with our practice in the other chapters.⁹ This means that there is no discussion in any one place of the use of a particular oxidizing or reducing agent, for example, acid dichromate or LiAlH_4 (except for a discussion of selectivity of reducing agents, p. 1787). Some oxidizing or reducing agents are fairly specific in their action, attacking only one or a few types of substrate.

⁹For a table of oxidation and reduction reactions, and the oxidizing and reducing agents for each, see Hudlický, M. *J. Chem. Educ.* **1977**, *54*, 100.

Others, like acid dichromate, permanganate, LiAlH_4 , and catalytic hydrogenation, are much more versatile.^{10,9,11}

OXIDATIONS^{11,2}

In some cases, oxidations have been placed in another chapter. The oxidation of an alkene to a diol (**15-48**), and aromatic compound to a diol (**15-49**), or oxidation to an epoxide (**15-50**) are placed in Chapter 15, for consistency with the concept of addition to a π -bond. Diamination of an alkene (**15-53**) and formation of aziridines (**15-54**) are in Chapter 15 for the same reason. Most other oxidations have been placed here. The reactions in this section are classified into groups depending on

¹⁰For books on certain oxidizing agents, see Mijs, W.J.; de Jonge, C.R.J.I. *Organic Synthesis by Oxidation with Metal Compounds*, Plenum, NY, **1986**; Cainelli, G.; Cardillo, G. *Chromium Oxidations in Organic Chemistry*, Springer, NY, **1984**; Arndt, D. *Manganese Compounds as Oxidizing Agents in Organic Chemistry*, Open Court Publishing Company, La Salle, IL, **1981**; Lee, D.G. *The Oxidation of Organic Compounds by Permanganate Ion and Hexavalent Chromium*, Open Court Publishing Company, La Salle, IL, **1980**. For some reviews, see Curci, R. *Adv. Oxygenated Processes* **1990**, 2, 1 (dioxiranes); Adam, W.; Curci, R.; Edwards, J.O. *Acc. Chem. Res.* **1989**, 22, 205 (dioxiranes); Murray, R.W. *Chem. Rev.* **1989**, 89, 1187; *Mol. Struc. Energ.* **1988**, 5, 311 (dioxiranes); Kafafi, S.A.; Martinez, R.I.; Herron J.T. *Mol. Struc. Energ.* **1988**, 5, 283 (dioxiranes); Krief, A.; Hevesi, L. *Organoselenium Chemistry I*; Springer, NY, **1988**, pp. 76–103 (seleninic anhydrides and acids); Ley, S.V., in Liotta, D.C. *Organoselenium Chemistry*, Wiley, NY, **1987**, pp. 163–206 (seleninic anhydrides and acids); Barton, D.H.R.; Finet, J. *Pure Appl. Chem.* **1987**, 59, 937 [bismuth(V)]; Fatiadi, A.J. *Synthesis* **1987**, 85 (KMnO₄); Rubottom, G.M., in Trahanovsky, W.S. *Oxidation in Organic Chemistry*, pt. D, Academic Press, NY, **1982**, pp. 1–145 (lead tetraacetate); Fatiadi, A.J., in Pizey, J.S. *Synthetic Reagents*, Vol. 4, Wiley, NY, **1981**, pp. 147–335; *Synthesis* **1974**, 229 (HIO₄); Fatiadi, A.J. *Synthesis* **1976**, 65, 133 (MnO₂); Ogata, Y., in Trahanovsky, W.S. *Oxidation in Organic Chemistry*, pt. C, Academic Press, NY, **1978**, pp. 295–342 (nitric acid and nitrogen oxides); McKillop, A. *Pure Appl. Chem.* **1975**, 43, 463 (thallium nitrate); Pizey, J.S. *Synthetic Reagents*, Vol. 2, Wiley, NY, **1974**, pp. 143–174 (MnO₂); George, M.V.; Balachandran, K.S. *Chem. Rev.* **1975**, 75, 491 (nickel peroxide); Courtney, J.L.; Swansborough, K.F. *Rev. Pure Appl. Chem.* **1972**, 22, 47 (ruthenium tetroxide); Ho, T.L. *Synthesis* **1973**, 347 (ceric ion); Aylward, J.B. *Q. Rev. Chem. Soc.* **1971**, 25, 407 (lead tetraacetate); Meth-Cohn, O.; Suschitzky, H. *Chem. Ind. (London)* **1969**, 443 (MnO₂); Sklarz, B. *Q. Rev. Chem. Soc.* **1967**, 21, 3 (HIO₄); Korshunov, S.P.; Vereshchagin, L.I. *Russ. Chem. Rev.* **1966**, 35, 942 (MnO₂); Weinberg, N.L.; Weinberg, H.R. *Chem. Rev.* **1968**, 68, 449 (electrochemical oxidation). For reviews of the behavior of certain reducing agents, see Keefer, L.K.; Lunn, G. *Chem. Rev.* **1989**, 89, 459 (Ni–Al alloy); Málek, J. *Org. React.* **1988**, 36, 249; **1985**, 34, 1–317 (metal alkoxyaluminum hydrides); Alpatova, N.M.; Zabusova, S.E.; Tomilov, A.P. *Russ. Chem. Rev.* **1986**, 55, 99 (solvated electrons generated electrochemically); Caubère, P. *Angew. Chem. Int. Ed.* **1983**, 22, 599 (modified sodium hydride); Nagai, Y. *Org. Prep. Proced. Int.* **1980**, 12, 13 (hydrosilanes); Pizey, J.S. *Synthetic Reagents*, Vol. 1, Wiley, NY, **1974**, pp. 101–294 (LiAlH_4); Winterfeldt, E. *Synthesis* **1975**, 617 (diisobutylaluminum hydride and triisobutylaluminum), Hüchel, W. *Fortschr. Chem. Forsch.* **1966**, 6, 197 (metals in ammonia or amines). For books on reductions with metal hydrides, see Seyden-Penne, J. *Reductions by the Alumino- and Borohydrides*, VCH, NY, **1991**; Štrouf, O.; Čáseňský, B.; Kubánek, V. *Sodium Dihydrido-bis(2-methoxyethoxy)aluminat (SDMA)*, Elsevier, NY, **1985**; Hajós, A. *Complex Hydrides*, Elsevier, NY, **1979**. Also see, House, H.O. *Modern Synthetic Reactions*, 2nd ed., W. A. Benjamin, NY, **1972**.

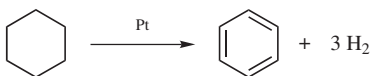
¹¹For books on oxidation reactions, see Hudlický, M. *Oxidations in Organic Chemistry*, American Chemical Society, Washington, DC, **1990**; Haines, A.H. *Methods for the Oxidation of Organic Compounds*, 2 vols., Academic Press, NY, **1985**, **1988** [The first volume pertains to hydrocarbon substrates; the second mostly to oxygen- and nitrogen-containing substrates]; Chinn, L.J. *Selection of Oxidants in Synthesis*, Marcel Dekker, NY, **1971**; Augustine, R.L.; Trecker, D.J. *Oxidation*, 2 vols., Marcel Dekker, NY, **1969**, **1971**.

the type of bond change involved. These groups are (A) eliminations of hydrogen, (B) oxidations involving cleavage of carbon-carbon bonds, (C) reactions involving replacement of hydrogen by oxygen, (D) reactions in which oxygen is added to the substrate, and (E) oxidative coupling.

A. Eliminations of Hydrogen

19-1 Aromatization of Six-Membered Rings

Hexahydro-terelimination



Six-membered alicyclic rings can be aromatized in a number of ways.¹² Aromatization is accomplished most easily if there are already one or two double bonds in the ring or if the ring is fused to an aromatic ring. The reaction can also be applied to heterocyclic five- and six-membered rings. Many groups may be present on the ring without interference, and even *gem*-dialkyl substitution does not always prevent the reaction: In such cases, one alkyl group often migrates or is eliminated. However, more drastic conditions are usually required for this. In some cases OH and COOH groups are lost from the ring. Cyclic ketones are converted to phenols. Seven-membered and larger rings are often isomerized to six-membered aromatic rings, although this is not the case for partially hydrogenated azulene systems (which are frequently found in Nature); these are converted to azulenes.

There are three types of reagents most frequently used to effect aromatization.

1. Hydrogenation catalysts,¹³ such as platinum, palladium,¹⁴ and nickel. In this case, the reaction is the reverse of double-bond hydrogenation (**15-11** and **15-15**), and presumably the mechanism is also the reverse, although not much is known.¹⁵ Cyclohexene has been detected as an intermediate in the conversion of cyclohexane to benzene, using Pt.¹⁶ The substrate is heated with the catalyst at $\sim 300\text{--}350^\circ\text{C}$. The reactions can often be carried out under milder

¹²For reviews, see Haines, A.H. *Methods for the Oxidation of Organic Compounds*, Academic Press, NY, **1985**, pp. 16–22, 217–222; Fu, P.P.; Harvey, R.G. *Chem. Rev.* **1978**, *78*, 317; Valenta, Z., in Bentley, K.W.; Kirby, G.W. *Elucidation of Chemical Structures by Physical and Chemical Methods* (Vol. 4 of Weissberger, A. *Techniques of Chemistry*), 2nd ed., pt. 2, Wiley, NY, **1973**, pp. 1–76; House, H.O. *Modern Synthetic Reactions*, 2nd ed., W.A. Benjamin, NY, **1972**, pp. 34–44.

¹³For a review, see Rylander, P.N. *Organic Synthesis with Noble Metal Catalysts*, Academic Press, NY, **1973**, pp. 1–59.

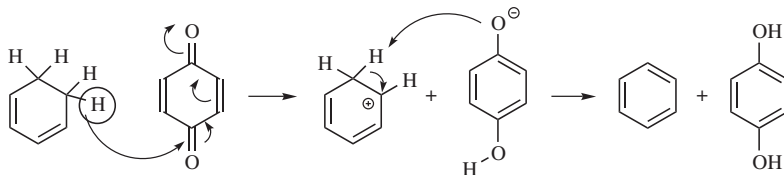
¹⁴Ishikawa, T.; Uedo, E.; Tani, R.; Saito, S. *J. Org. Chem.* **2001**, *66*, 186; Cossy, J.; Belotti, D. *Org. Lett.* **2002**, *4*, 2557.

¹⁵For a discussion, see Tsai, M.; Friend, C.M.; Muetterties, E.L. *J. Am. Chem. Soc.* **1982**, *104*, 2539. See also, Augustine, R.L.; Thompson, M.M. *J. Org. Chem.* **1987**, *52*, 1911.

¹⁶Land, D.P.; Pettiette-Hall, C.L.; McIver, Jr., R.T.; Hemminger, J.C. *J. Am. Chem. Soc.* **1989**, *111*, 5970.

conditions if a hydrogen acceptor, such as maleic acid, cyclohexene, or benzene, is present to remove hydrogen as it is formed. The acceptor is reduced to the saturated compound. Other transition metals can be used, including $\text{TiCl}_4\text{-NEt}_3$.¹⁷ It has been reported that dehydrogenation of 1-methylcyclohexene-1-¹³C over an alumina catalyst gave toluene with the label partially scrambled throughout the aromatic ring.¹⁸ For polycyclic systems, heating with oxygen on activated carbon generates the aromatic compound, as in the conversion of dihydroanthracene to anthracene.¹⁹

2. The elements sulfur and selenium, which combine with the hydrogen evolved to give, respectively, H_2S and H_2Se . Little is known about this mechanism either.²⁰
3. Quinones,²¹ which become reduced to the corresponding hydroquinones. Two important quinones often used for aromatizations are chloranil (2,3,5,6-tetrachloro-1,4-benzoquinone) and DDQ (2,3-dichloro-5,6-dicyano-1,4-benzoquinone).²² The latter is more reactive and can be used in cases where the substrate is difficult to dehydrogenate. It is likely that the mechanism involves a transfer of hydride to the quinone oxygen, followed by the transfer of a proton to the phenolate ion:^{23,21}



Among other reagents²⁴ that have been used for aromatization of six-membered rings are atmospheric oxygen, MnO_2 ,²⁵ $\text{KMnO}_4\text{-Al}_2\text{O}_3$,²⁶ SeO_2 , various strong bases,²⁷

¹⁷Srinivas, G.; Periasamy, M. *Tetrahedron Lett.* **2002**, 43, 2785.

¹⁸Marshall, J.L.; Miiller, D.E.; Ihrig, A.M. *Tetrahedron Lett.* **1973**, 3491.

¹⁹Nakamichi, N.; Kawabata, H.; Hiyashi, M. *J. Org. Chem.* **2003**, 68, 8272.

²⁰House, H.O.; Orchin, M. *J. Am. Chem. Soc.* **1960**, 82, 639; Silverwood, H.A.; Orchin, M. *J. Org. Chem.* **1962**, 27, 3401.

²¹For reviews, see Becker, H.; Turner, A.B., in Patai, S.; Rappoport, Z. *The Chemistry of the Quinonoid Compounds*, Vol. 2, pt. 2, Wiley, NY, **1988**, pp. 1351–1384; Becker, H., in Patai, S. *The Chemistry of the Quinonoid Compounds*, Vol. 1, pt. 1, Wiley, NY, **1974**, pp. 335–423.

²²For reviews of DDQ, see Turner, A.B., in Pizey, J.S. *Synthetic Reagents*, Vol. 3, Wiley, NY, **1977**, pp. 193–225; Walker, D.; Hiebert, J.D. *Chem. Rev.* **1967**, 67, 153.

²³Braude, E.A.; Jackman, L.M.; Linstead, R.P.; Lowe, G. *J. Chem. Soc.* **1960**, 3123, 3133; Trost, B.M. *J. Am. Chem. Soc.* **1967**, 89, 1847. See also, Stoos, F.; Roček, J. *J. Am. Chem. Soc.* **1972**, 94, 2719; Hashish, Z.M.; Hoodless, I.M. *Can. J. Chem.* **1976**, 54, 2261; Müller, P.; Joly, D.; Mermoud, F. *Helv. Chim. Acta* **1984**, 67, 105; Radtke, R.; Hintze, H.; Rösler, K.; Heusing, A. *Chem. Ber.* **1990**, 123, 627. Also see, Höfler, C.; Rüchardt, C. *Liebigs Ann. Chem.* **1996**, 183.

²⁴For a list of reagents, with references, see Larock, R.C. *Comprehensive Organic Transformations*, 2nd ed., Wiley-VCH, NY, **1999**, pp. 187–191.

²⁵See, for example, Leffingwell, J.C.; Bluhm, H.J. *Chem. Commun.* **1969**, 1151.

²⁶McBride, C.M.; Chrisman, W.; Harris, C.E.; Singaram, B. *Tetrahedron Lett.* **1999**, 40, 45.

²⁷For a review, see Pines, H.; Stalick, W.M. *Base-Catalyzed Reactions of Hydrocarbons and Related Compounds*, Academic Press, NY, **1977**, pp. 483–503. See also, Reetz, M.T.; Eibach, F. *Liebigs Ann. Chem.* **1978**, 1598; Trost, B.M.; Rigby, J.H. *Tetrahedron Lett.* **1978**, 1667.

chromic acid,²⁸ H₂SO₄ and a ruthenium catalyst,²⁹ and SeO₂ on P₂O₅/Me₃SiOSiMe₃.³⁰ The last-mentioned reagent also dehydrogenates cyclopentanes to cyclopentadienes. In some instances, the hydrogen is not released as H₂ or transferred to an external oxidizing agent, but instead serves to reduce another molecule of substrate. This is a disproportionation reaction and can be illustrated by the conversion of cyclohexene to cyclohexane and benzene. Quinones react with allylic silanes and a Bi(OTf)₃ catalyst to give 2-allyl hydroquinone.³¹ Similar reaction with acetic anhydride rather than an allylic silane leads to a 2-acetoxy hydroquinone.³²

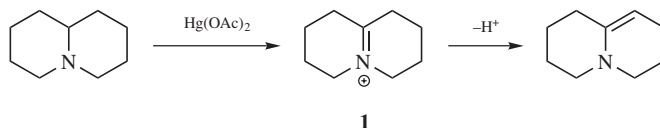
Heteroatom rings, as found in quinoline derivatives, for example, can be generated from amino-ketones with [hydroxy(tosyloxy)iodo]benzene and perchloric acid³³ or with NaHSO₄–Na₂Cr₂O₇ on wet silica.³⁴ Dihydropyridines are converted to pyridines with NaNO₂–oxalic acid and wet silica³⁵ BaMnO₄,³⁶ FeCl₃–acetic acid,³⁷ Mg(HSO₄)₂–NaNO₂,³⁸ NO⁺-18-crown-6-H(NO₃)₂⁻,³⁹ or with nicotinium dichromate.⁴⁰ Cyclic imines are converted to pyridine derivatives with NCS, and then excess sodium methoxide.⁴¹

Note that hydrogenolysis of cyclohexane leads to *n*-hexane with hydrogen and an iridium catalyst.⁴²

OS II, 214, 423; III, 310, 358, 729, 807; IV, 536; VI, 731. Also see, OS III, 329.

19-2 Dehydrogenations Yielding Carbon–Carbon Double Bonds

Dihydro-elimination



²⁸Müller, P.; Pautex, N.; Hagemann, H. *Chimia* **1988**, *42*, 414.

²⁹Tanaka, H.; Ikeno, T.; Yamada, T. *Synlett* **2003**, 576.

³⁰Lee, J.G.; Kim, K.C. *Tetrahedron Lett.* **1992**, *33*, 6363.

³¹Yadav, J.S.; Reddy, B.V.S.; Swamy, T. *Tetrahedron Lett.* **2003**, *44*, 4861.

³²Yadav, J.S.; Reddy, B.V.S.; Swamy, T.; Rao, K.R. *Tetrahedron Lett.* **2004**, *45*, 6037.

³³Varma, R.S.; Kumar, D. *Tetrahedron Lett.* **1998**, *39*, 9113.

³⁴Damavandi, J.A.; Zolfigol, M.A.; Karami, B. *Synth. Commun.* **2001**, *31*, 3183.

³⁵Zolfigol, M.A.; Kiany-Borazjani, M.; Sadeghi, M.M.; Mohammadpoor-Baltork, I.; Memarian, H.R. *Synth. Comm.* **2000**, *30*, 551.

³⁶Memarian, H.R.; Sadeghi, M.M.; Momeni, A.R. *Synth. Commun.* **2001**, *31*, 2241.

³⁷Lu, J.; Bai, Y.; Wang, Z.; Yang, B.Q.; Li, W. *Synth. Commun.* **2001**, *31*, 2625.

³⁸Zolfigol, M.A.; Kiany-Borazjani, M.; Sadeghi, M.M.; Mohammadpoor-Baltork, I.; Memarian, H.R. *Synth. Commun.* **200**, *30*, 3919.

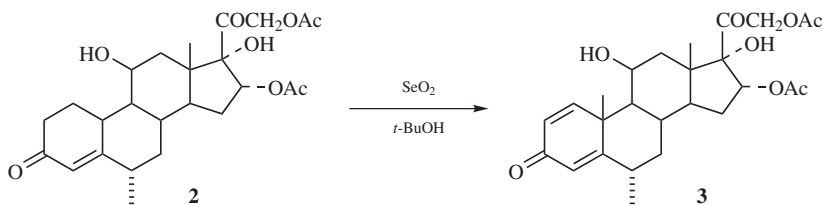
³⁹Zolfigol, M.A.; Zebarjadian, M.H.; Sadeghi, M.M.; Mohammadpoor-Baltork, I. Memarian, H.R.; Shamsipur, M. *Synth. Commun.* **2001**, *31*, 929.

⁴⁰Sadeghi, M.M.; Mohammadpoor-Baltork, I.; Memarian, H.R.; Sobhani, S. *Synth. Commun.* **2000**, *30*, 1661.

⁴¹DeKimpe, N.; Keppens, M.; Fonck, G. *Chem. Commun.* **1996**, 635.

⁴²Locatelli, F.; Candy, J.-P.; Didillon, B.; Niccolai, G.P.; Uzio, D.; Basset, J.-M. *J. Am. Chem. Soc.* **2001**, *123*, 1658.

Dehydrogenation of an aliphatic compound to give a double bond in a specific location is not usually a feasible process, although industrially mixtures of alkenes are obtained in this way from mixtures of alkanes (generally by heating with chromia–alumina catalysts). There are, however, some notable exceptions. Heating cyclooctane with an iridium catalyst leads to cyclooctene.⁴³ Treating alkenes that have an allylic hydrogen with CrCl_2 converts them to allenes.⁴⁴ It is not surprising, however, that most of the exceptions generally involve cases where the new double bond can be in conjugation with a double bond or with an unshared pair of electrons already present.⁴⁵ One example is the synthesis developed by Leonard and co-workers,⁴⁶ in which tertiary amines give enamines (**10-69**) when treated with mercuric acetate⁴⁷ (see the example above). In this case the initial product is the iminium ion **1** which loses a proton to give the enamine. In another example, the oxidizing agent SeO_2 can in certain cases convert a carbonyl compound to an α,β -unsaturated carbonyl compound by removing H_2 ⁴⁸ (though this reagent more often gives **19-17**). This reaction has been most often applied in the steroid series, an example being formation of **2** from **3**.⁴⁹ In a similar manner, Hünig's base, diisopropylethylamine, was converted to the enamine *N,N*-diisopropyl-*N*-vinylamine by heating with an iridium catalyst.⁵⁰



Similarly, SeO_2 has been used to dehydrogenate 1,4-diketones⁵¹ ($\text{RCOCH}_2\text{CH}_2\text{COR} \rightarrow \text{RCOCH}=\text{CHCOR}$) and 1,2-diaryllkanes ($\text{ArCH}_2\text{CH}_2\text{Ar} \rightarrow \text{ArCH}=\text{CHAr}$). These conversions can also be carried out by certain quinones, most notably DDQ (see **19-1**).²² Ketones have been converted to conjugated ketones with

⁴³Göttker-Schnetmann, I.; White, P.; Brookhart, M. *J. Am. Chem. Soc.* **2004**, *126*, 1804.

⁴⁴Takai, K.; Kokumai, R.; Toshikawa, S. *Synlett* **2002**, 1164.

⁴⁵For a review, see Haines, A.J. *Methods for the Oxidation of Organic Compounds*, Vol. 1, Academic Press, NY, **1985**, pp. 6–16, 206–216. For lists of examples, with references, see Larock, R.C. *Comprehensive Organic Transformations*, 2nd ed., Wiley-VCH, NY, **1999**, pp. 251–256.

⁴⁶For example, see Leonard, N.J.; Musker, W.K. *J. Am. Chem. Soc.* **1959**, *81*, 5631; **1960**, *82*, 5148.

⁴⁷For reviews, see Haynes, L.W.; Cook, A.G., in Cook, A.G. *Enamines*, 2nd ed. Marcel Dekker, NY, **1988**, pp. 103–163; Lee, D.G., in Augustine, R.L.; Trecker, D.J. *Oxidation*, Vol. 1, Marcel Dekker, NY, **1969**, pp. 102–107.

⁴⁸For reviews, see Back, T.G., in Patai, S. *The Chemistry of Organic Selenium and Tellurium Compounds*, pt. 2, Wiley, NY, **1987**, pp. 91–213, 110–114; Jerussi, R.A. *Sel. Org. Transform.* **1970**, *1*, 301, see pp. 315–321.

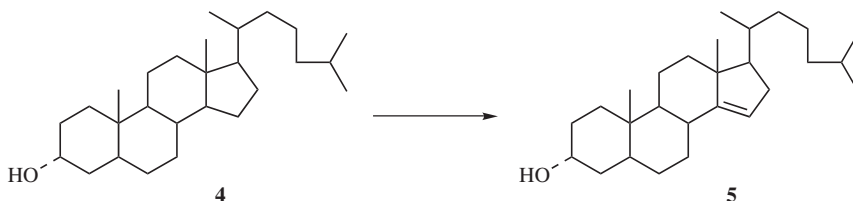
⁴⁹Bernstein, S.; Littell, R. *J. Am. Chem. Soc.* **1960**, *82*, 1235.

⁵⁰Zhang, X.; Fried, A.; Knapp, S.; Goldman, A.S. *Chem. Commun.* **2003**, 2060.

⁵¹For example, see Barnes, C.S.; Barton, D.H.R. *J. Chem. Soc.* **1953**, 1419.

Ph(S=O)OMe and KH,⁵² and also with (pyridyl)S(=O)OMe/KH, and then CuSO₄.⁵³ Silyl enol ethers also give the conjugated ketone upon treatment with ceric ammonium nitrate in DMF⁵⁴ or with Pd(OAc)₂/NaOAc/O₂.⁵⁵ Simple aldehydes and ketones have been dehydrogenated (e.g., cyclopentanone → cyclopentenone) by PdCl₂,⁵⁶ by FeCl₃,⁵⁷ and by benzeneseleninic anhydride⁵⁸ (this reagent also dehydrogenates lactones in a similar manner), among other reagents.

In an indirect method of achieving this conversion, the silyl enol ether of a simple ketone is treated with DDQ⁵⁹ or with triphenylmethyl cation⁶⁰ (for another indirect method, see 17-12). Simple linear alkanes have been converted to alkenes by treatment with certain transition-metal compounds.⁶¹



An entirely different approach to specific dehydrogenation has been reported by R. Breslow⁶² and by J.E. Baldwin.⁶³ By means of this approach it was possible, for example, to convert 3 α -cholestanol (**4**) to 5 α -cholest-14-en-3 α -ol (**5**), thus introducing a double bond at a specific site remote from any functional group.⁶⁴ This was

⁵²Resek, J.E.; Meyers, A.I. *Tetrahedron Lett.* **1995**, 36, 7051.

⁵³Trost, B.M.; Parquette, J.R. *J. Org. Chem.* **1993**, 58, 1579.

⁵⁴Evans, P.A.; Longmire, J.M.; Modi, D.P. *Tetrahedron Lett.* **1995**, 36, 3985.

⁵⁵Larock, R.C.; Hightower, T.R.; Kraus, G.A.; Hahn, P.; Zheng, O. *Tetrahedron Lett.* **1995**, 36, 2423.

⁵⁶Bierling, B.; Kirschke, K.; Oberender, H.; Schultz, M. *J. Prakt. Chem.* **1972**, 314, 170; Kirschke, K.; Müller, H.; Timm, D. *J. Prakt. Chem.* **1975**, 317, 807; Mincione, E.; Ortaggi, G.; Sirna, A. *Synthesis* **1977**, 773; Mukaiyama, T.; Ohshima, M.; Nakatsuka, T. *Chem. Lett.* **1983**, 1207. See also, Heck, R.F. *Palladium Reagents in Organic Synthesis*, Academic Press, NY, **1985**, pp. 103–110.

⁵⁷Cardinale, G.; Laan, J.A.M.; Russell, S.W.; Ward, J.P. *Recl. Trav. Chim. Pays-Bas* **1982**, 101, 199.

⁵⁸Barton, D.H.R.; Hui, R.A.H.F.; Ley, S.V.; Williams, D.J. *J. Chem. Soc. Perkin Trans. 1* **1982**, 1919; Barton, D.H.R.; Godfrey, C.R.A.; Morzycki, J.W.; Motherwell, W.B.; Ley, S.V. *J. Chem. Soc. Perkin Trans. 1* **1982**, 1947.

⁵⁹Jung, M.E.; Pan, Y.; Rathke, M.W.; Sullivan, D.F.; Woodbury, R.P. *J. Org. Chem.* **1977**, 42, 3961.

⁶⁰Ryu, I.; Murai, S.; Hatayama, Y.; Sonoda, N. *Tetrahedron Lett.* **1978**, 3455. For another method, which can also be applied to enol acetates, see Tsuji, J.; Minami, I.; Shimizu, I. *Tetrahedron Lett.* **1983**, 24, 5635, 5639.

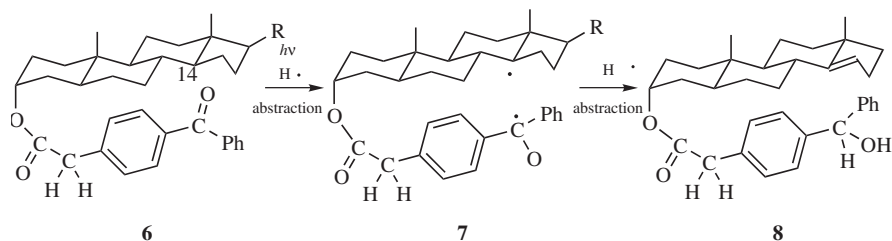
⁶¹See Burchard, T.; Felkin, H. *Nouv. J. Chim.* **1986**, 10, 673; Burk, M.J.; Crabtree, R.H. *J. Am. Chem. Soc.* **1987**, 109, 8025; Renneke, R.F.; Hill, C.L. *New J. Chem.* **1987**, 11, 763; *Angew. Chem. Int. Ed.* **1988**, 27, 1526; *J. Am. Chem. Soc.* **1988**, 110, 5461; Maguire, J.A.; Boese, W.T.; Goldman, A.S. *J. Am. Chem. Soc.* **1989**, 111, 7088; Sakakura, T.; Ishida, K.; Tanaka, M. *Chem. Lett.* **1990**, 585; and references cited therein.

⁶²Breslow, R.; Baldwin, S.W. *J. Am. Chem. Soc.* **1970**, 92, 732. For reviews, see Breslow, R. *Chemtracts: Org. Chem.* **1988**, 1, 333; *Acc. Chem. Res.* **1980**, 13, 170; *Isr. J. Chem.* **1979**, 18, 187; *Chem. Soc. Rev.* **1972**, 1, 553.

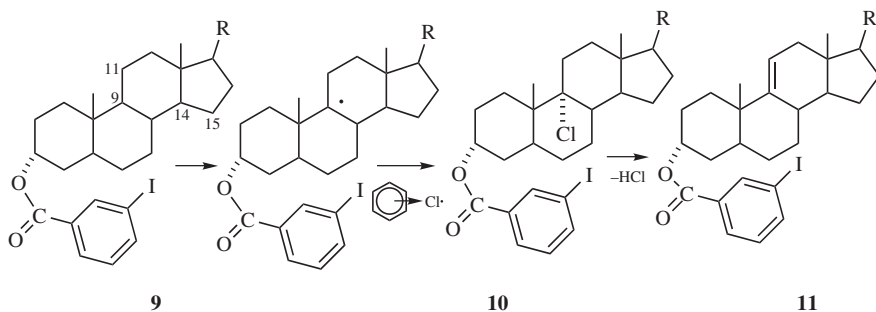
⁶³Baldwin, J.E.; Bhatnagar, A.K.; Harper, R.W. *Chem. Commun.* **1970**, 659.

⁶⁴For other methods of introducing a remote double bond, see Čeković, Z.; Cvetković, M. *Tetrahedron Lett.* **1982**, 23, 3791; Czekay, G.; Drewello, T.; Schwarz, H. *J. Am. Chem. Soc.* **1989**, 111, 4561. See also, Bégúé, J. *J. Org. Chem.* **1982**, 47, 4268; Nagata, R.; Saito, I. *Synlett* **1990**, 291.

accomplished by conversion of **4** to the ester **6**, followed by irradiation of **6**, which gave 55% **8**, which was then



hydrolyzed to **5**. The radiation excites the benzophenone portion of **6** (p. \$\$\$), which then abstracts hydrogen from the 14 position to give the diradical **7**, which undergoes another internal abstraction to give **8**. In other cases, diradicals like **7** can close to a macrocyclic lactone (**19-17**). In an alternate approach,⁶⁵ a 9(11) double bond was introduced into a steroid nucleus by reaction of the *m*-iodo ester **9** with $PhICl_2$ and uv light, which results in hydrogen being abstracted regioselectively from the 9 position, resulting in chlorination at that position. Dehydrohalogenation of **10** gives the 9(11)-unsaturated steroid **11**. In contrast, use of the para isomer of **7** results in chlorination at the 14 position and loss of HCl gives the 14-unsaturated steroid. These reactions are among the very few ways to introduce functionality at a specific site remote from any functional group (see also, **19-17**).



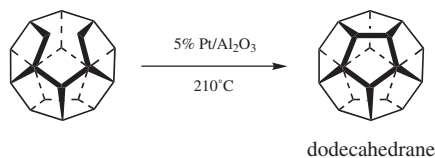
Certain 1,2-diarylalkenes $ArCH=CHAr'$ have been converted to the corresponding alkynes $ArC\equiv CAr'$ by treatment with *t*-BuOK in DMF.⁶⁶ Dihydroindoles are converted to indoles with *N,N,N'*-trichloro-1,3,5-triazin-2,4,6-trione and DBU.⁶⁷

⁶⁵Breslow, R.; Corcoran, R.J.; Snider, B.B.; Doll, R.J.; Khanna, P.L.; Kaleya, R. *J. Am. Chem. Soc.* **1977**, *99*, 905. For related approaches, see Wolner, D. *Tetrahedron Lett.* **1979**, 4613; Breslow, R.; Brandl, M.; Hunger, J.; Adams, A.D. *J. Am. Chem. Soc.* **1987**, *109*, 3799; Batr, R.; Breslow, R. *Tetrahedron Lett.* **1989**, *30*, 535; Orito, K.; Ohto, M.; Suginome, H. *J. Chem. Soc. Chem. Commun.* **1990**, 1076.

⁶⁶Akiyama, S.; Nakatsuji, S.; Nomura, K.; Matsuda, K.; Nakashima, K. *J. Chem. Soc. Chem. Commun.* **1991**, 948.

⁶⁷Tilstam, U.; Harre, M.; Heckrodt, T.; Weinmann, H. *Tetrahedron Lett.* **2001**, *42*, 5385.

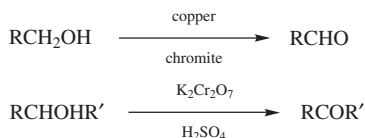
A different kind of dehydrogenation was used in the final step of Paquette's synthesis of dodecahedrane:⁶⁸



OS V, 428, VII, 4, 473.

19-3 Oxidation or Dehydrogenation of Alcohols to Aldehydes and Ketones

C,O-Dihydro-elimination



Primary alcohols can be converted to aldehydes and secondary alcohols to ketones in seven main ways:⁶⁹

1. *With Strong Oxidizing Agents.*⁷⁰ Secondary alcohols are easily oxidized to ketones by acid dichromate⁷¹ at room temperature or slightly above. Many

⁶⁸Paquette, L.A.; Weber, J.C.; Kobayashi, T.; Miyahara, Y. *J. Am. Chem. Soc.* **1988**, *110*, 8591. For a monograph on dodecahedrane and related compounds, see Paquette, L.A.; Doherty, A.M. *Polyquinane Chemistry*; Springer, NY, **1987**. For reviews, see, in Olah, G.A. *Cage Hydrocarbons*, Wiley, NY, **1990**, the reviews by Paquette, L.A. pp. 313–352, and by Fessner, W.; Prinzbach, H. pp. 353–405; Paquette, L.A. *Chem. Rev.* **1989**, *89*, 1051; *Top. Curr. Chem.* **1984**, *119*, 1, in Lindberg, T. *Strategies and Tactics in Organic Synthesis*, Academic Press, NY, **1984**, pp. 175–200.

⁶⁹For reviews, see Hudlický, M. *Oxidations in Organic Chemistry*, American Chemical Society, Washington, DC, **1990**, pp. 114–126, 132–149; Haines, A.M. *Methods for the Oxidation of Organic Compounds*, Vol. 2, Academic Press, NY, **1988**, pp. 5–148, 326–390; Müller, P., in Patai, S. *The Chemistry of Functional Groups, Supplement E*, Wiley, NY, **1980**, pp. 469–538; Cullis, C.F.; Fish, A., in Patai, S. *The Chemistry of the Carbonyl Group*, Vol. 1, Wiley, NY, **1966**, pp. 129–157. For a lengthy list of reagents, with references, see Larock, R.C. *Comprehensive Organic Transformations*, 2nd ed., Wiley-VCH, NY, **1999**, pp. 1234–1250.

⁷⁰For thorough discussions, see Lee, D.G., in Augustine, R.L.; Trecker, D.J. *Oxidation*, Vol. 2, Marcel Dekker, NY, **1971**, pp. 56–81; and (with respect to chromium and manganese reagents) House, H.O. *Modern Synthetic Reactions*, 2nd ed., W.A. Benjamin, NY, **1972**, pp. 257–273.

⁷¹Various forms of H₂CrO₄ and of CrO₃ are used for this reaction. For a review, see Cainelli, G.; Cardillo, G. *Chromium Oxidations in Organic Chemistry*, Open Court Publishers Co., La Salle, IL, **1981**, pp. 118–216. For discussions, see Fieser, L.F.; Fieser, M. *Reagents for Organic Synthesis*, Vol. 1, Wiley, NY, **1967**, pp. 142–147, 1059–1064, and subsequent volumes in this series.

other strong oxidizing agents (KMnO_4 ,⁷² ruthenium tetroxide,⁷³ etc.) have also been employed. A solution of chromic acid and sulfuric acid in water is known as the *Jones reagent*.⁷⁴ When secondary alcohols are dissolved in acetone, titration with the Jones reagent oxidizes them to ketones rapidly and in high yield without disturbing any double or triple bonds that may be present (see **19-10**) and without epimerizing an adjacent stereogenic center.⁷⁵ The Jones reagent can also oxidize primary allylic alcohols to the corresponding aldehydes,⁷⁶ although overoxidation to the carboxylic acid is a problem. Oxidative cleavage of primary alcohols has been observed in the presence of molecular sieve 3 Å.⁷⁷ Indeed, for the oxidation of allylic alcohols three other Cr(VI) reagents are commonly used,⁷⁸ dipyridine Cr(VI) oxide (*Collins' reagent*),⁷⁹ pyridinium chlorochromate (PCC),⁸⁰ and pyridinium dichromate (PDC).⁸¹ The PCC is somewhat acidic, and acid-catalyzed rearrangements have been observed.⁸² A variety of amines and diamines have been converted to tetraalkylammonium halochromates or dichromates. Examples include *N*-benzyl 1,4-diazabicyclo[2.2.2]octane ammonium dichromate with microwave irradiation,⁸³ γ -picolinium chlorochromate,⁸⁴ and quinolinium

⁷²For oxidation with KMnO_4 on alumina with no solvent, see Hajipour, A.R.; Mallakpour, S.E.; Imanzadeh, G. *Chem. Lett.* **1999**, 99. For oxidation with silica-supported KMnO_4 , see Takemoto, T.; Yasuda, K.; Ley, S.V. *Synlett* **2001**, 1555. For oxidation in the ionic liquid bmim BF₄, 1-butyl-3-methylimidazolium tetrafluoroborate: Kumar, A.; Jain, N.; Chauhan, S.M.S. *Synth. Commun.* **2004**, *34*, 2835.

⁷³For a review, see Lee, D.G.; van den Engh, M. in Trahanovsky, W.S. *Oxidation in Organic Chemistry*, pt. B Academic Press, NY, **1973**, pp. 197–222.

⁷⁴Bowden, K.; Heilbron I.M.; Jones, E.R.H.; Weedon, B.C.L. *J. Chem. Soc.* **1946**, 39; Bowers, A.; Halsall, T.G.; Jones, E.R.H.; Lemin, A.J. *J. Chem. Soc.* **1953**, 2548. Also see, Scott, S.L.; Bakac, A.; Espenson, J.H. *J. Am. Chem. Soc.* **1992**, *114*, 4605. For an oxidation with Jones reagent on silica in dichloromethane, see Ali, M.H.; Wiggin, C.J. *Synth. Commun.* **2001**, *31*, 1389; Ali, M.H.; Wiggin, C.J. *Synth. Commun.* **2001**, *31*, 3383.

⁷⁵For example, see Djerassi, C.; Hart, P.A.; Warawa, E.J. *J. Am. Chem. Soc.* **1964**, *86*, 78.

⁷⁶Harding, K.E.; May, L.M.; Dick, K.F. *J. Org. Chem.* **1975**, *40*, 1664.

⁷⁷Fernandes, R.A.; Kumar, P. *Tetrahedron Lett.* **2003**, *44*, 1275.

⁷⁸For a comparative study of Jones's, Collins's, and Corey's reagents, see Warrenner, R.N.; Lee, T.S.; Russell, R.A.; Paddon-Row, M.N. *Aust. J. Chem.* **1978**, *31*, 1113.

⁷⁹Collins, J.C.; Hess, W.W.; Frank, F.J. *Tetrahedron Lett.* **1968**, 3363; Ratcliffe, R.; Rodehorst, R. *J. Org. Chem.* **1970**, *35*, 4000; Stensiö, K. *Acta Chem. Scand.* **1971**, *25*, 1125; Collins, J.C.; Hess, W.W. *Org. Synth.* **VI**, 644; Sharpless, K.B.; Akashi, K. *J. Am. Chem. Soc.* **1975**, *97*, 5927.

⁸⁰Corey, E.J.; Suggs, J.W. *Tetrahedron Lett.* **1975**, 2647. For reviews of this and related reagents, see Luzzio, F.A.; Guziec, Jr., F.S. *Org. Prep. Proced. Int.* **1988**, *20*, 533; Piancatelli, G.; Scettri, A.; D'Auria, M. *Synthesis* **1982**, 245. For an improved method of preparing this reagent, see Agarwal, S.; Tiwari, H.P.; Sharma, J.P. *Tetrahedron* **1990**, *46*, 4417. For a PCC oxidation with no solvent, see Salehi, P.; Firouzabadi, H.; Farrokhi, A.; Gholizadeh, M. *Synthesis* **2001**, 2273.

⁸¹Coates, W.M.; Corrigan, J.R. *Chem. Ind. (London)* **1969**, 1594; Corey, E.J.; Schmidt, G. *Tetrahedron Lett.* **1979**, 399; Czernecki, S.; Georgoulis, C.; Stevens, C.L.; Vijayakumaran, K. *Tetrahedron Lett.* **1985**, *26*, 1699.

⁸²See Ren, S.-K.; Wang, F.; Dou, H.-N.; Fan, C.-A.; He, L.; Song, Z.-L.; Xia, W.-J.; Li, D.-R.; Jia, Y.-X.; Li, X.; Tu, Y.-Q. *Synthesis* **2001**, 2384.

⁸³Hajipour, A.R.; Mallakpour, S.E.; Khoei, S. *Synlett* **2000**, 740.

⁸⁴Khodaei, M.M.; Salehi, P.; Goodarzi, M. *Synth. Commun.* **2001**, *31*, 1253.

fluorochromate.⁸⁵ benzyltriphenylphosphonium chlorochromate has been used in a similar manner.⁸⁶ Ammonium dichromate with HIO_3 on wet silica gel⁸⁷ or ammonium chlorochromate on Montmorillonite K10⁸⁸ have also been used. The MnO_2 ⁸⁹ reagent is also a fairly specific reagent for oxidation of allylic and benzylic OH groups in preference to aliphatic substrates. For acid-sensitive compounds, CrO_3 in HMPA⁹⁰ or trimethylsilyl chromates⁹¹ can be used. Benzylic alcohols are oxidized to aldehydes with BaCr_2O_7 in acetonitrile.⁹² Both CrO_3 ⁹³ and MnO_2 ⁹⁴ have been used to oxidize primary and benzylic alcohols, respectively, under solvent-free conditions. A catalytic mixture of *N*-hydroxyphthalimide, $\text{Co}(\text{OAc})_2$ and mcpba oxidizes secondary alcohols to ketones.⁹⁵ Chromium trioxide with aqueous *tert*-butylhydroperoxide oxidizes benzylic alcohols with microwave irradiation.⁹⁶ Oxidizing agents have been supported on a polymer,⁹⁷ including chromic acid⁹⁸ and permanganate,⁹⁹ as well as poly[vinyl(pyridinium fluorochromate)].¹⁰⁰ Microwave induced oxidation of benzylic alcohols was reported using zeolite-supported ferric nitrate.¹⁰¹ Microwave irradiation of CrO_3 with various co-reagents oxidizes alcohols.¹⁰² Phase-transfer catalysis has also been used with permanganate,¹⁰³ chromic acid,¹⁰⁴ and

⁸⁵Rajkumar, G.A.; Arabindoo, B.; Murugesan, V. *Synth. Commun.* **1999**, *29*, 2105.

⁸⁶Hajipour, A.R.; Mallakpour, S.E.; Backnejad, H. *Synth. Commun.* **2000**, *30*, 3855.

⁸⁷Shirini, F.; Zolfigol, M.A.; Azadbar, M.R. *Russ. J. Org. Chem.* **2001**, *37*, 1600.

⁸⁸Heravi, M.M.; Kiakojoori, R.; Tabar-Hydar, K. *Monat. Chem.* **1999**, *130*, 581.

⁸⁹For the use of MnO_2 on silica gel with microwave irradiation, see Varma, R.S.; Saini, R.K.; Dahiya, R. *Tetrahedron Lett.* **1997**, *38*, 7823. For an example on bentonite clay with microwave irradiation, see Martinez, L.A.; García, O.; Delgado, F.; Alvarez, C.; Patiño, R. *Tetrahedron Lett.* **1993**, *34*, 5293.

⁹⁰Cardillo, G.; Orena, M.; Sandri, S. *Synthesis* **1976**, 394.

⁹¹Moiseenkov, A.M.; Cheskis, B.A.; Veselovskii, A.B.; Veselovskii, V.V.; Romanovich, A.Ya.; Chizhov, B.A. *J. Org. Chem. USSR* **1987**, *23*, 1646.

⁹²Mottaghinejad, E.; Shaafi, E.; Ghasemzadeh, Z. *Tetrahedron Lett.* **2004**, *45*, 8823.

⁹³Lou, J.-D.; Xu, Z.-N. *Tetrahedron Lett.* **2002**, *43*, 6095.

⁹⁴Lou, J.D.; Xu, Z.-N. *Tetrahedron Lett.* **2002**, *43*, 6149.

⁹⁵Iwahama, T.; Yoshino, Y.; Keitoku, T.; Sakaguchi, S.; Ishii, Y. *J. Org. Chem.* **2000**, *65*, 6502.

⁹⁶Singh, J.; Sharma, M.; Chhibber, M.; Kaur, J.; Kad, G.L. *Synth. Commun.* **2000**, *30*, 3941.

⁹⁷For a review of oxidations and other reactions with supported reagents, see McKillop, A.; Young, D.W. *Synthesis* **1979**, 401.

⁹⁸Cainelli, G.; Cardillo, G.; Orena, M.; Sandri, S. *J. Am. Chem. Soc.* **1976**, *98*, 6737; Santaniello, E.; Ponti, F.; Manzocchi, A. *Synthesis* **1978**, 534. See also, San Filippo, Jr., J.; Chern, C. *J. Org. Chem.* **1977**, *42*, 2182.

⁹⁹Regen, S.L.; Koteel, C. *J. Am. Chem. Soc.* **1977**, *99*, 3837; Nouredin, N.A.; Lee, D.G. *Tetrahedron Lett.* **1981**, *22*, 4889. See also, Menger, F.M.; Lee, C. *J. Org. Chem.* **1979**, *44*, 3446.

¹⁰⁰Srinivasan, R.; Balasubramanian, K. *Synth. Commun.* **2000**, *30*, 4397.

¹⁰¹Heravi, M.M.; Ajami, D.; Aghapoor, K.; Ghassemzadeh, M. *Chem. Commun.* **1999**, 833.

¹⁰²With TMS-O-TMS: Heravi, M.M.; Ajami, D.; Tabar-Hydar, K. *Synth. Commun.* **1999**, *29*, 163. With HY zeolite: Mirza-Ayhayan, M.; Heravi, M.M. *Synth. Commun.* **1999**, *29*, 785.

¹⁰³For a review of phase-transfer assisted permanganate oxidations, see Lee, D.G., in Trahanovsky, W.S. *Oxidation in Organic Chemistry*, pt. D Academic Press, NY, **1982**, pp. 147–206.

¹⁰⁴See, for example, Hutchins, R.O.; Natale, N.R.; Cook, W.J. *Tetrahedron Lett.* **1977**, 4167; Landini, D.; Montanari, F.; Rolla, F. *Synthesis* **1979**, 134; Pletcher, D.; Tait, S.J.D. *J. Chem. Soc. Perkin Trans. 2*, **1979**, 788.

ruthenium tetroxide.¹⁰⁵ Phase-transfer catalysis is particularly useful because the oxidizing agents are insoluble in most organic solvents, while the substrates are generally insoluble in water (see p. 508). Ultrasound has been used for KMnO_4 oxidations.¹⁰⁶ A catalytic amount of $\text{Cr}(\text{acac})_3$ in conjunction with H_5IO_5 oxidizes benzylic alcohols to aldehydes.¹⁰⁷

Most of these oxidizing agents have also been used to convert primary alcohols to aldehydes, but precautions must be taken that the aldehyde is not further oxidized to the carboxylic acid (**19-22**).¹⁰⁸ When powerful oxidants, such as chromic acid, are used, one way to halt oxidation is by distillation of the aldehyde as it is formed. The following are among the oxidizing agents that have been used to convert at least some primary alcohols to aldehydes:¹⁰⁹ Collins' reagent, pyridinium chlorochromate and pyridinium dichromate, pyridinium dichromate, $\text{Na}_2\text{Cr}_2\text{O}_7$ in water,¹¹⁰ $\text{K}_2\text{Cr}_2\text{O}_7$ in DMF at 100°C ,¹¹¹ CrO_3 on silica gel,¹¹² wet CrO_3 on alumina with microwave irradiation,¹¹³ MeReO_3 ,¹¹⁴ HNO_3 with a $\text{Yb}(\text{OTf})_3$ catalyst,¹¹⁵ $\text{FeBr}_3\text{-H}_2\text{O}_2$,¹¹⁶ a catalytic amount of AuSiO_2 ,¹¹⁷ cerium (IV) immobilized on silica with NaBrO_3 ,¹¹⁸ a bismuth catalyst,¹¹⁹ O_2 with transition metal

¹⁰⁵Morris, Jr., P.E.; Kiely, D.E. *J. Org. Chem.* **1987**, *52*, 1149.

¹⁰⁶Yamawaki, J.; Sumi, S.; Ando, T.; Hanfusa, T. *Chem. Lett.* **1983**, 379.

¹⁰⁷Xu, L.; Trudell, M.L. *Tetrahedron Lett.* **2003**, *44*, 2553.

¹⁰⁸Though ketones are much less susceptible to further oxidation than aldehydes, such oxidation is possible (**19-8**), and care must be taken to avoid it, usually by controlling the temperature and/or the oxidizing agent.

¹⁰⁹For some other reagents, not mentioned here, see Kaneda, K.; Kawanishi, Y.; Teranishi, S. *Chem. Lett.* **1984**, 1481; Semmelhack, M.F.; Schmid, C.R.; Cortés, D.A.; Chou, C.S. *J. Am. Chem. Soc.* **1984**, *106*, 3374; Cameron R.E.; Bocarsly, A.B. *J. Am. Chem. Soc.* **1985**, *107*, 6116; Anelli, P.L.; Biffi, C.; Montanari, F.; Quici, S. *J. Org. Chem.* **1987**, *52*, 2559; Bilgrien, C.; Davis, S.; Drago, R.S. *J. Am. Chem. Soc.* **1987**, *109*, 3786; Nishiguchi, T.; Asano, F. *J. Org. Chem.* **1989**, *54*, 1531. See also, Larock, R.C. *Comprehensive Organic Transformations*, 2nd ed., Wiley-VCH, NY, **1999**, pp. 1234–1250.

¹¹⁰Lee, D.G.; Spitzer, U.A. *J. Org. Chem.* **1970**, *35*, 3589. See also, Rao, Y.S.; Filler, R. *J. Org. Chem.* **1974**, *39*, 3304; Lou, J. *Synth. Commun.* **1989**, *19*, 1841; *Chem. Ind. (London)* **1989**, 312.

¹¹¹Lou, J.-D.; Lu, L.-H. *Synth. Commun.* **1997**, *27*, 3701.

¹¹²Khadilkar, B.; Chitnavis, A.; Khare, A. *Synth. Commun.* **1996**, *26*, 205.

¹¹³Varma, R.S.; Saini, R.K. *Tetrahedron Lett.* **1998**, *39*, 1481.

¹¹⁴Divalentin, C.; Gandolfi, R.; Gisdakis, P.; Rösch, N. *J. Am. Chem. Soc.* **2001**, *123*, 2365; Jain, S.L.; Sharma, V.B.; Sain, B. *Tetrahedron Lett.* **2004**, *45*, 1233.

¹¹⁵Barrett, A.G.M.; Braddock, D.C.; McKinnell, R.M.; Waller, F.J. *Synlett* **1999**, 1489.

¹¹⁶Martín, S.E.; Garrone, A. *Tetrahedron Lett.* **2003**, *44*, 549.

¹¹⁷Biella, S.; Rossi, M. *Chem. Commun.* **2003**, 378.

¹¹⁸Al-Haq, N.; Sullivan, A.C.; Wilson, J.R.H. *Tetrahedron Lett.* **2003**, *44*, 769.

¹¹⁹Matano, Y.; Nomura, H. *J. Am. Chem. Soc.* **2001**, *123*, 6443; Banik, B.K.; Ghatak, A.; Venkatraman, M.S.; Becker, I.F. *Synth. Commun.* **2000**, *30*, 2701.

catalysts,¹²⁰ RuO₂ with a zeolite catalyst,¹²¹ and CuCl–phenanthroline.¹²²

Tetrapropylammonium perruthenate (Pr₄N⁺ RuO₄⁻; also called TPAP; the *Ley reagent*)¹²³ has become an important oxidizing agent. This reagent has been bound to a polymer.¹²⁴ In the presence of molecular oxygen, it is catalytic in TPAP.¹²⁵ A polymer-bound morpholine *N*-oxide has been used in conjunction with a catalytic amount of TPAP.¹²⁶ Propargylic alcohols are oxidized to propargylic aldehydes with TiCl₄/NEt₃.¹²⁷ Methods have been developed for recovery of the catalyst and reuse of TPAP.¹²⁸

Most of these reagents also oxidize secondary alcohols to ketones. Reagents that can be used specifically to oxidize a secondary OH group in the presence of a primary OH group¹²⁹ are H₂O₂–ammonium molybdate,¹³⁰ NaBrO₃–CAN,¹³¹ and NaOCl in HOAc,¹³² while RuCl₂(PPh₃)₃–benzene,¹³³

¹²⁰A combination of **OsO₄/CuCl catalysts**: Coleman, K.S.; Coppe, M.; Thomas, C.; Osborn, J.A. *Tetrahedron Lett.* **1999**, *40*, 3723. **A Cu catalyst**: Lipshutz, B.H.; Shimizu, H. *Angew. Chem. Int. Ed.* **2004**, *43*, 2228. **A Co–salen catalyst**: Fernández, I.; Pedro, J.R.; Roselló, A.L.; Ruiz, R.; Castro, I.; Ottenwaelder, X.; Journaux, Y. *Eur. J. Org. Chem.* **2001**, 1235. **A Co catalyst**: Minisci, F.; Punta, C.; Recupero, F.; Fontana, F.; Pedulli, G.F. *Chem. Commun.* **2002**, 688. **A Ru catalyst**: Lee, M.; Chang, S. *Tetrahedron Lett.* **2000**, *41*, 7507; Choi, E.; Lee, C.; Na, Y.; Chang, S. *Org. Lett.* **2002**, *4*, 2369; Wolfson, A.; Wuyts, S.; DeVos, D.E.; Vankelecom, I.F.J.; Jacobs, P.A. *Tetrahedron Lett.* **2002**, *43*, 8107; Yamaguchi, K.; Mizuno, N. *Angew. Chem. Int. Ed.* **2002**, *41*, 4538. **AV catalyst**: Maeda, Y.; Kakiuchi, N.; Matsumura, S.; Nishimura, T.; Kawamura, T.; Uemura, S. *J. Org. Chem.* **2002**, *67*, 6718. **A Pd catalyst**: Mori, K.; Hara, T.; Mizugaki, T.; Ebitani, K.; Kaneda, K. *J. Am. Chem. Soc.* **2004**, *126*, 10657; Schultz, M.J.; Park, C.C.; Sigman, M.S. *Chem. Commun.* **2002**, 3034; Jensen, D.R.; Schultz, M.J.; Mueller, J.A.; Sigman, M.S. *Angew. Chem. Int. Ed.* **2003**, *42*, 3810; Nishimura, T.; Onoue, T.; Ohe, K.; Uemura, S. *J. Org. Chem.* **1999**, *64*, 6750. **A Mo catalyst**: Velusamy, S.; Ahamed, M.; Punniamurthy, T. *Org. Lett.* **2004**, *6*, 4821. For a review of aerobic oxidation of alcohols, see Zhan, B.-Z.; Thompson, A. *Tetrahedron* **2004**, *60*, 2917; Mallat, T.; Baiker, A. *Chem. Rev.* **2004**, *104*, 3037, and see Uma, R.; Crévisy, C.; Grée, R. *Chem. Rev.* **2003**, *103*, 27.

¹²¹Zhan, B.-Z.; White, M.A.; Sham, T.-K.; Pincock, J.A.; Doucet, R.J.; Rao, K.V.R.; Robertson, K.N.; Cameron, T.S. *J. Am. Chem. Soc.* **2003**, *125*, 2195.

¹²²Markó, I.E.; Giles, P.R.; Tsukazaki, M.; Chellé-Regnaut, I.; Gautier, A.; Brown, S.M.; Urch, C.J. *J. Org. Chem.* **1999**, *64*, 2433.

¹²³Griffith, W.P.; Ley, S.V.; Whitcombe, G.P.; White, A.D. *J. Chem. Soc. Chem. Commun.* **1987**, 1625; Griffith, W.P.; Ley, S.V. *Aldrichimica Acta* **1990**, *23*, 13; Markó, I.E.; Giles, P.R.; Tsukazaki, M.; Chellé-Regnaut, I.; Urch, C.J.; Brown, S.M. *J. Am. Chem. Soc.* **1997**, *119*, 12661.

¹²⁴Hinzen, B.; Lenz, R.; Ley, S.V. *Synthesis* **1998**, 977

¹²⁵Lenz, R.; Ley, S.V. *J. Chem. Soc. Perkin Trans. 1* **1997**, 3291.

¹²⁶Brown, D.S.; Kerr, W.J.; Lindsay, D.M.; Pike, K.G.; Ratcliffe, P.D. *Synlett* **2001**, 1257.

¹²⁷Han, Z.; Shinokubo, H.; Oshima, K. *Synlett* **2001**, 1421.

¹²⁸Ley, S.V.; Ramarao, C.; Smith, M.D. *Chem. Commun.* **2001**, 2278.

¹²⁹For other methods, see Jung, M.E.; Brown, R.W. *Tetrahedron Lett.* **1978**, 2771; Kaneda, K.; Kawanishi, Y.; Jitsukawa, K.; Teranishi, S. *Tetrahedron Lett.* **1983**, *24*, 5009; Siedlecka, R.; Skarżewski, J.; Młochowski, J. *Tetrahedron Lett.* **1990**, *31*, 2177. For a review, see Arterburn, J.B. *Tetrahedron* **2001**, *57*, 9765.

¹³⁰Trost, B.M.; Masuyama, Y. *Isr. J. Chem.* **1984**, *24*, 134. For a method involving H₂O₂ and another catalyst, see Sakata, Y.; Ishii, Y. *J. Org. Chem.* **1991**, *56*, 6233.

¹³¹Tomioka, H.; Oshima, K.; Nozaki, H. *Tetrahedron Lett.* **1982**, *23*, 539.

¹³²Stevens, R.V.; Chapman, K.T.; Stubbs, C.A.; Tam, W.W.; Albizzati, K.F. *Tetrahedron Lett.* **1982**, *23*, 4647.

¹³³Tomioka, H.; Takai, K.; Oshima, K.; Nozaki, H. *Tetrahedron Lett.* **1981**, *22*, 1605.

osmium tetroxide,¹³⁴ and $\text{Br}_2\text{Ni}(\text{OBz})_2$ ¹³⁵ oxidize primary OH groups in the presence of a secondary OH group.¹³⁶ Benzylic and allylic alcohols have been selectively oxidized to the aldehydes in the presence of saturated alcohols by the use of potassium manganate KMnO_4 under phase-transfer conditions.¹³⁷ On the other hand, Fremy's salt (see **19-4**) selectively oxidizes benzylic alcohols and not allylic or saturated ones.¹³⁸ Certain zirconocene complexes can selectively oxidize only one OH group of a diol, even if both are primary.¹³⁹ α -Hydroxy ketones are oxidized to 1,2-diketones with $\text{Bi}(\text{NO}_3)_3$ and a $\text{Cu}(\text{OAc})_2$ catalyst,¹⁴⁰ ferric chloride (solid state),¹⁴¹ or O_2 and a vanadium catalyst.¹⁴² Tetrabutylammonium periodate oxidizes primary alcohols to aldehydes,¹⁴³ as does benzyltriphenylphosphonium periodate.¹⁴⁴ α -Hydroxyl phosphonate esters are oxidized to the α -keto phosphonate ester with zinc dichromate, without solvent¹⁴⁵ or with CrO_3 on alumina with microwave irradiation.¹⁴⁶

O-Trimethylsilyl ethers of benzylic alcohols are oxidized to the corresponding aldehyde with CrO_3 on wet alumina.¹⁴⁷ Treatment with $\text{MnO}_2/\text{AlCl}_3$ leads to similar oxidation,¹⁴⁸ as does NaBrO_3 in aq. MeCN¹⁴⁹ or K_2FeO_4 on clay.¹⁵⁰ Oxidation of trimethylsilyl ethers with O_2 , a catalytic amount of *N*-hydroxyphthalimide and a cobalt catalyst give an aldehyde.¹⁵¹ Microwave irradiation with BiCl_3 oxidizes benzylic TMS ethers to the aldehyde.¹⁵² Microwave irradiation on zeolite supported ferric nitrate has been used.¹⁵³ *O*-Tetrahydropyranyl ethers (*O*-THP) have been oxidized to the aldehyde with ferric nitrate on zeolites.¹⁵⁴

¹³⁴Maione, A.M.; Romeo, A. *Synthesis* **1984**, 955.

¹³⁵Doyle, M.P.; Dow, R.L.; Bagheri, V.; Patrie, W.J. *J. Org. Chem.* **1983**, *48*, 476.

¹³⁶For a list of references to the selective oxidation of various types of alcohol, see Kulkarni, M.G.; Mathew T.S. *Tetrahedron Lett.* **1990**, *31*, 4497.

¹³⁷Kim, K.S.; Chung, S.; Cho, I.H.; Hahn, C.S. *Tetrahedron Lett.* **1989**, *30*, 2559. See also, Kim, K.S.; Song, Y.H.; Lee, N.H.; Hahn, C.S. *Tetrahedron Lett.* **1986**, *27*, 2875.

¹³⁸Morey, J.; Dzielenziak, A.; Saá, J.M. *Chem. Lett.* **1985**, 263.

¹³⁹Nakano, T.; Terada, T.; Ishii, Y.; Ogawa, M. *Synthesis* **1986**, 774.

¹⁴⁰Tymonko, S.A.; Nattier, B.A.; Mohan, R.S. *Tetrahedron Lett.* **1999**, *40*, 7657.

¹⁴¹Zhou, Y.-M.; Ye, X.-R.; Xin, X.-Q. *Synth. Commun.* **1999**, *29*, 2229.

¹⁴²Kirahara, M.; Ochiai, Y.; Takizawa, S.; Takahata, H.; Nemoto, H. *Chem. Commun.* **1999**, 1387.

¹⁴³Friedrich, H.B.; Khan, F.; Singh, N.; van Staden, M. *Synlett* **2001**, 869.

¹⁴⁴Hajipour, A.R.; Mallakpour, S.E.; Samimi, H.A. *Synlett* **2001**, 1735.

¹⁴⁵Firouzabadi, H.; Iranpoor, N.; Sobhani, S.; Sardarian, A.-R. *Tetrahedron Lett.* **2001**, *42*, 4369.

¹⁴⁶Kaboudin, B.; Nazari, R. *Synth. Commun.* **2001**, *31*, 2245.

¹⁴⁷Heravi, M.M.; Ajami, D.; Ghassemzadeh, M. *Synth. Commun.* **1999**, *29*, 781. See also, Heravi, M.M.; Ajami, D.; Tabar-Hydar, K. *Synth. Commun.* **1999**, *29*, 1009; Mojtabehi, M.M.; Saidi, M.R.; Bolourtchian, M.; Heravi, M.M. *Synth. Commun.* **1999**, *29*, 3283.

¹⁴⁸Firouzabadi, H.; Etemadi, S.; Karimi, B.; Jarrahpour, A.A. *Synth. Commun.* **1999**, *29*, 4333.

¹⁴⁹Shaabani, A.; Karimi, A.-R. *Synth. Commun.* **2001**, *31*, 759.

¹⁵⁰Tajbakhsh, M.; Heravi, M.M.; Habibzadeh, S.; Ghassemzadeh, M. *J. Chem. Res. (S)* **2001**, 39.

¹⁵¹Karimi, B.; Rajabi, J. *Org. Lett.* **2004**, *6*, 2841.

¹⁵²Hajipour, A.R.; Mallakpour, S.E.; Baltork, I.M.; Adibi, H. *Synth. Commun.* **2001**, *31*, 1625.

¹⁵³Heravi, M.M.; Ajami, D.; Ghassemzadeh, M.; Tabar-Hydar, K. *Synth. Commun.* **2001**, *31*, 2097.

¹⁵⁴Mohajerani, B.; Heravi, M.M.; Ajami, D. *Monat. Chem.* **2001**, *132*, 871.

2. *The Oppenauer Oxidation.* When a ketone in the presence of an aluminum alkoxide is used as the oxidizing agent (it is reduced to a secondary alcohol), the reaction is known as the *Oppenauer oxidation*.¹⁵⁵ This is the reverse of the Meerwein–Ponndorf–Verley reaction (19-36) and the mechanism is also the reverse. The ketones most commonly used are acetone, butanone, and cyclohexanone. The most common base is aluminum *tert*-butoxide. The chief advantage of the method is its high selectivity. Although the method is most often used for the preparation of ketones, it has also been used for aldehydes. An iridium catalyst¹⁵⁶ has been developed for the Oppenauer oxidation, and also a water-soluble iridium catalyst¹⁵⁷ An uncatalyzed reaction under supercritical conditions was reported.¹⁵⁸
3. *With DMSO-Based Reagents.* An alcohol is treated with DMSO, DCC,¹⁵⁹ and anhydrous phosphoric acid¹⁶⁰ in what is called *Moffatt oxidation*. In this way, a primary alcohol can be converted to the aldehyde with no carboxylic acid being produced. The strong acid conditions are sometimes a problem, and complete removal of the dicyclohexylurea by-product can be difficult. The use of oxalyl chloride and DMSO at low temperature, the Swern oxidation,¹⁶¹ is generally more practical and widely used. Maintaining the low reaction temperature is essential in this reaction however, since the reagent generated *in situ* decomposes at temperatures significantly below ambient.

Similar oxidation of alcohols has been carried out with DMSO and other reagents¹⁶² in place of DCC: acetic anhydride,¹⁶³ SO₃–pyridine–triethylamine,¹⁶⁴ trifluoroacetic anhydride,¹⁶⁵ tosyl chloride,¹⁶⁶ Ph₃P⁺Br⁻,¹⁶⁷

¹⁵⁵For a review, see Djerassi, C. *Org. React.* **1951**, 6, 207. For the use of new catalysts see Akamanchi, K.G.; Chaudhari, B.A. *Tetrahedron Lett.* **1997**, 38, 6925; Ooi, T.; Miura, T.; Itagaki, Y.; Ichikawa, H.; Maruoka, K. *Synthesis* **2002**, 279.

¹⁵⁶Suzuki, T.; Morita, K.; Tsuchida, M.; Hiroi, K. *J. Org. Chem.* **2003**, 68, 1601.

¹⁵⁷Ajjou, A.N. *Tetrahedron Lett.* **2001**, 42, 13.

¹⁵⁸Sominsky, L.; Rozental, E.; Gottlieb, H.; Gedanken, A.; Hoz, S. *J. Org. Chem.* **2004**, 69, 1492.

¹⁵⁹The DCC is converted to dicyclohexylurea, which in some cases is difficult to separate from the product. One way to avoid this problem is to use a carbodiimide linked to an insoluble polymer: Weinshenker, N.M.; Shen, C. *Tetrahedron Lett.* **1972**, 3285.

¹⁶⁰Pfützner, K.E.; Moffatt, J.G. *J. Am. Chem. Soc.* **1965**, 87, 5661, 5670; Fenselau, A.H.; Moffatt, J.G. *J. Am. Chem. Soc.* **1966**, 88, 1762; Albright, J.D.; Goldman, L. *J. Org. Chem.* **1965**, 30, 1107.

¹⁶¹Omura, K.; Swern, D. *Tetrahedron* **1978**, 34, 1651. See also, Marx, M.; Tidwell, T.T. *J. Org. Chem.* **1984**, 49, 788. For a modification of the Swern oxidation, see Liu, Y.; Vederas, J.C. *J. Org. Chem.* **1996**, 61, 7856. For the effect of bases, see Chrisman, W.; Singaram, B. *Tetrahedron Lett.* **1997**, 38, 2053. For an odorless Swern oxidation, see Ohsugi, S.-i.; Nishide, K.; Oono, K.; Okuyama, K.; Fudesaka, M.; Kodama, S.; Node, M. *Tetrahedron* **2003**, 59, 8393.

¹⁶²For a review of activated DMSO reagents and their use in this reaction, see Mancuso, A.J.; Swern, D. *Synthesis* **1981**, 165.

¹⁶³Albright, J.D.; Goldman, L. *J. Am. Chem. Soc.* **1967**, 89, 2416.

¹⁶⁴Parikh, J.R.; Doering, W. von E. *J. Am. Chem. Soc.* **1967**, 89, 5507.

¹⁶⁵Huang, S.L.; Omura, K.; Swern, D. *Synthesis* **1978**, 297.

¹⁶⁶Albright, J.D. *J. Org. Chem.* **1974**, 39, 1977.

¹⁶⁷Bisai, A.; Chandrasekhar, M.; Singh, V.K. *Tetrahedron Lett.* **2002**, 43, 8355.

P_2O_5 -Et₃N,¹⁶⁸ trichloromethyl chloroformate,¹⁶⁹ trimethylamine *N*-oxide,¹⁷⁰ 2,4,6-trichlorotriazine,¹⁷¹ a molybdenum catalyst and O₂,¹⁷² KI and NaHCO₃,¹⁷³ and methanesulfonic anhydride.⁵¹⁷ Dimethyl sulfoxide in 48% HBr oxidizes benzylic alcohols the aryl aldehydes.¹⁷⁴ Note that Swern oxidation of molecules having alcohol moieties, as well as a disulfide, leads to the ketone without oxidation of the sulfur.¹⁷⁵ Sulfoxides other than DMSO can be used in conjunction with oxalyl chloride for the oxidation of alcohols,¹⁷⁶ including fluorinated sulfoxides¹⁷⁷ and a polymer-bound sulfoxide.¹⁷⁸

4. *TEMPO and Related Reagents.* The nitroxyl radical TEMPO has been used in conjunction with coreagents, including mcpba¹⁷⁹ Br₂-NaNO₂,¹⁸⁰ O₂ with transition-metal catalysts,¹⁸¹ CuBr•SMe₂-C₈F₁₇Br,¹⁸² CuBr₂(bpy)-air (bpy=2, 2'-bipyridyl),¹⁸³ Oxone[®],¹⁸⁴ CuBr•SMe₂ in perfluorous solvents,¹⁸⁵ 2,4,6-trichlorotriazine,¹⁸⁶ enzymes,¹⁸⁷ H₅IO₆,¹⁸⁸ and NCS.¹⁸⁹ Silica-supported TEMPO,¹⁹⁰ polymer-bound TEMPO,¹⁹¹ and PEG-TEMPO¹⁹² (where PEG is polyethylene glycol) have been used. The TEMPO compound has also been used with a polymer-bound hypervalent iodine reagent¹⁹³ (see below). A catalytic reaction using 5% TEMPO and 5% CuCl with O₂ in an

¹⁶⁸Taber, D.F.; Amedio, Jr., J.C.; Jung, K. *J. Org. Chem.* **1987**, *52*, 5621.

¹⁶⁹Takano, S.; Inomata, K.; Tomita, S.; Yanase, M.; Samizu, K.; Ogasawara, K. *Tetrahedron Lett.* **1988**, *29*, 6619.

¹⁷⁰Godfrey, A.G.; Ganem, B. *Tetrahedron Lett.* **1990**, *31*, 4825.

¹⁷²DeLuca, L.; Giacomelli, G.; Porcheddu, A. *J. Org. Chem.* **2001**, *66*, 7907.

¹⁷²Khenkin, A.M.; Neumann, R. *J. Org. Chem.* **2002**, *67*, 7075.

¹⁷³Bauer, D.P.; Macomber, R.S. *J. Org. Chem.* **1975**, *40*, 1990.

¹⁷⁴Li, C.; Xu, Y.; Lu, M.; Zhao, Z.; Liu, L.; Zhao, Z.; Cui, Y.; Zheng, P.; Ji, X.; Gao, G. *Synlett* **2002**, 2041.

¹⁷⁵Fang, X.; Bandarage, U.K.; Wang, T.; Schroeder, J.D.; Garvery, D.S. *J. Org. Chem.* **2001**, *66*, 4019.

¹⁷⁶Nishida, K.; Ohsugi, S.-I.; Fudesaka, M.; Kodama, S.; Node, M. *Tetrahedron Lett.* **2002**, *43*, 5177.

¹⁷⁷Crich, D.; Neelamkavil, S. *Tetrahedron* **2002**, *58*, 3865.

¹⁷⁸Choi, M.K.W.C.; Toy, P.H. *Tetrahedron* **2003**, *59*, 7171.

¹⁷⁹Rychnovsky, S.D.; Vaidyanathan, R. *J. Org. Chem.* **1999**, *64*, 310.

¹⁸⁰Liu, R.; Liang, X.; Dong, C.; Hu, X. *J. Am. Chem. Soc.* **2004**, *126*, 4112.

¹⁸¹**Mo**: Ben-Daniel, R.; Alssteers, P.; Neumann, R. *J. Org. Chem.* **2001**, *66*, 8650. **Ru**: Dijkman, A.; Marino-González, A.; Payeras, A.M.; Arends, I.W.C.E.; Sheldon, R.A. *J. Am. Chem. Soc.* **2001**, *123*, 6826; Dijkman, A.; Arends, I.W.C.E.; Sheldon, R.A. *Chem. Commun.* **1999**, 1591. **Mn/Co**: Cecchetto, A.; Fontana, F.; Minisci, F.; Recupero, F. *Tetrahedron Lett.* **2001**, *42*, 6651.

¹⁸²Ragagnin, G.; Betzemeier, B.; Quici, S.; Knochel, P. *Tetrahedron* **2002**, *58*, 3985.

¹⁸³Gamez, P.; Arends, I.W.C.E.; Reedijk, J.; Sheldon, R.A. *Chem. Commun.* **2003**, 2414.

¹⁸⁴Bolm, C.; Magnus, A.S.; Hildebrand, J.P. *Org. Lett.* **2000**, *2*, 1173; Koo, B.-S.; Lee, C.K.; Lee, K.-J. *Synth. Commun.* **2002**, *32*, 2115.

¹⁸⁵Betzemeier, B.; Cavazzini, M.; Quici, S.; Knochel, P. *Tetrahedron Lett.* **2000**, *41*, 4343.

¹⁸⁶DeLuca, L.; Giacomelli, G.; Porcheddu, A. *Org. Lett.* **2001**, *3*, 3041.

¹⁸⁷Fabbrini, M.; Galli, C.; Gentili, P.; Macchitella, D. *Tetrahedron Lett.* **2001**, *42*, 7551.

¹⁸⁸Kim, S.S.; Nehru, K. *Synlett* **2002**, 616.

¹⁸⁹Einhorn, J.; Einhorn, C.; Ratajczak, F.; Pierre, J.-L. *J. Org. Chem.* **1996**, *61*, 7452.

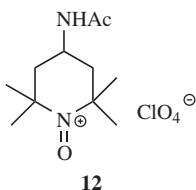
¹⁹⁰Bolm, C.; Fey, T. *Chem. Commun.* **1999**, 1795.

¹⁹¹Fey, T.; Fischer, H.; Bachmann, S.; Albert, K.; Bolm, C. *J. Org. Chem.* **2002**, *66*, 8154.

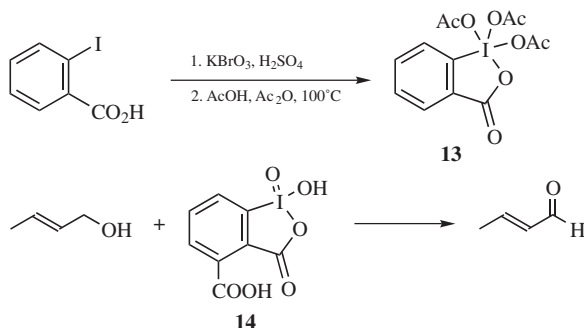
¹⁹²Ferreira, P.; Phillips, E.; Rippon, D.; Tsang, S.C.; Hayes, W. *J. Org. Chem.* **2004**, *69*, 6851.

¹⁹³Sakuratani, K.; Togo, H. *Synthesis* **2003**, 21.

ionic liquid oxidizes benzylic alcohols to the corresponding aldehyde.¹⁹⁴ Other nitroxyl radical oxidizing agents are known.¹⁹⁵ A related oxidizing agent is oxoammonium salt **12** (*Bobbitt's reagent*), a stable and nonhygroscopic salt that oxidizes primary and secondary alcohols in dichloromethane.¹⁹⁶



5. With Hypervalent Iodine Reagents.¹⁹⁷ Treatment of 2-iodobenzoic acid with KBrO_3 in sulfuric acid and heating the resulting product to 100°C with acetic anhydride and acetic acid gives hypervalent iodine reagent **13**, the so-called *Dess–Martin Periodinane*.¹⁹⁸ This reagent reacts with alcohols at ambient temperature to give the corresponding aldehyde or ketone.¹⁹⁹ The reaction is accelerated by water²⁰⁰ and a water-soluble periodinane (*o*-iodoxybenzoic acid, **14**) has been prepared that oxidized allylic alcohols to conjugated aldehydes.²⁰¹



¹⁹⁴In bmim PF_6 , 1-butyl-3-methylimidazolium hexafluorophosphate: Ansar, I.A.; Gree, R. *Org. Lett.* **2002**, *4*, 1507.

¹⁹⁵de Nooy, A.E.J.; Besemer, A.C.; van Bekkum, H. *Synthesis* **1996**, 1153; Leanna, M.R.; Sowin, T.J.; Morton, H.E. *Tetrahedron Lett.* **1992**, *33*, 5029.

¹⁹⁶Bobbitt, J.M. *J. Org. Chem.* **1998**, *63*, 9367; Kernag, C.A.; Bobbitt, J.M.; McGrath, D.V. *Tetrahedron Lett.* **1999**, *40*, 1635; Kernag, C.A.. For a review, see Merbouh, N.; Bobbitt, J.M.; Brückner, C. *Org. Prep. Proceed. Int.* **2004**, *36*, 1.

¹⁹⁷For a review of hypervalent iodine compounds, see Wirth, T.; Hirt, U.S. *Synthesis* **1999**, 1271.

¹⁹⁸Dess, D.B.; Martin, J.C. *J. Org. Chem.* **1983**, *48*, 4155; Dess, D.B.; Martin, J.C. *J. Am. Chem. Soc.* **1991**, *113*, 7277. For a synthesis of the requisite precursor, see Frigerio, M.; Santagostino, M.; Sputore, S. *J. Org. Chem.* **1999**, *64*, 4537.

¹⁹⁹For example, see Frigerio, M.; Santagostino, M. *Tetrahedron Lett.* **1994**, *35*, 8019.

²⁰⁰Meyer, S.D.; Schreiber, S.L. *J. Org. Chem.* **1994**, *59*, 7549. In aqueous β -cyclodextrin-acetone solution, see Surendra, K.; Krishnaveni, N.S.; Reddy, M.A.; Nageswar, Y.V.D.; Rao, K.R. *J. Org. Chem.* **2003**, *68*, 2058.

²⁰¹Thottumkara, A.P.; Vinod, T.K. *Tetrahedron Lett* **2001**, *43*, 569.

The reagent has an indefinite shelf-life in a sealed container, but hydrolysis occurs upon long-term exposure to atmospheric moisture. A note of CAUTION! The Dess–Martin reagent can be shock sensitive under some conditions and explode $>200^{\circ}\text{C}$.²⁰² Other hypervalent iodine oxidizing reagents are known,²⁰³ including $\text{PhI}(\text{OAc})_2/\text{TEMPO}$,²⁰⁴ $\text{PhI}(\text{OAc})_2$ –chromium salen,²⁰⁵ stabilized iodoxybenzoic acid,²⁰⁶ and $\text{PhI}(\text{OAc})_2$ supported on alumina with microwave irradiation.²⁰⁷ Microwave irradiation of benzylic alcohols with $\text{PhI}(\text{OH})\text{OTs}$ gave the corresponding aldehyde.²⁰⁸ Hypervalent iodine compounds have been used in ionic liquids.²⁰⁹ Heating benzylic alcohols with *o*-iodoxybenzoic acid under solvent-free conditions gave the aldehyde.²¹⁰ Cyclopropylcarbinyl alcohols are oxidized to the corresponding cyclopropyl ketone or aldehyde with PhIO and a chromium–salen catalyst.²¹¹ The Dess–Martin reagent oxidized aryl aldoximes to aryl aldehydes.²¹²

6. *By Catalytic Dehydrogenation.* For the conversion of primary alcohols to aldehydes, dehydrogenation catalysts have the advantage over strong oxidizing agents that further oxidation to the carboxylic acid is prevented. Copper chromite is the agent most often used, but other catalysts (e.g., silver and copper) have also been employed. Many ketones were prepared in this manner. Catalytic dehydrogenation is more often used industrially than as a laboratory method. However, procedures using copper oxide,²¹³ copper(II) complexes,²¹⁴ rhodium complexes,²¹⁵ ruthenium complexes,²¹⁶ Raney nickel,²¹⁷ and palladium complexes²¹⁸ (under phase-transfer conditions)²¹⁹

²⁰²Plumb, J.B.; Harper, D.J. *Chem. Eng. News*, **1990**, July 16, p. 3. For an improved procedure, see Ireland, R.E.; Liu, L. *J. Org. Chem.* **1993**, *58*, 2899.

²⁰³Moriarty, R.M.; Prakash, O. *Accs. Chem. Res.* **1986**, *19*, 244; Moriarty, R.M.; John, L.S.; Du, P.C. *J. Chem. Soc. Chem. Commun.* **1981**, 641; Moriarty, R.M.; Gupta, S.; Hu, H.; Berenschot, D.R.; White, K.B. *J. Am. Chem. Soc.* **1981**, *103*, 686; Moriarty, R.M.; Hu, H.; Gupta, S.C. *Tetrahedron Lett.* **1981**, *22*, 1283.

²⁰⁴DeMico, A.; Margarita, R.; Parlanti, L.; Vescovi, A.; Piancatelli, G. *J. Org. Chem.* **1997**, *62*, 6974.

²⁰⁵Adam, W.; Hajra, S.; Herderich, M.; Saha-Möllner, C.R. *Org. Lett.* **2000**, *2*, 2773.

²⁰⁶Khan, T.A.; Tripoli, R.; Crawford, J.T.; Martin, C.G.; Murphy, J.A. *Org. Lett.* **2003**, *5*, 2971.

²⁰⁷Varma, R.S.; Saini, R.K.; Dahiya, R. *J. Chem. Res. (S)* **1998**, 120.

²⁰⁸Lee, J.C.; Lee, J.Y.; Lee, S.J. *Tetrahedron Lett.* **2004**, *45*, 4939.

²⁰⁹In bmim Cl, 1-butyl-3-methylimidazolium chloride: Liu, Z.; Chen, Z.-C.; Zheng, Q.-C. *Org. Lett.* **2003**, *5*, 3321; Karthikeyan, G.; Perumal, P.T. *Synlett* **2003**, 2249.

²¹⁰Moorthy, J.N.; Singhal, N.; Venkatakrishnan, P. *Tetrahedron Lett.* **2004**, *45*, 5419.

²¹¹Adam, W.; Gelalcha, F.G.; Saha-Möllner, C.R.; Stegmann, V.R. *J. Org. Chem.* **2000**, *65*, 1915.

²¹²Bose, D.S.; Narsaiah, A.V. *Synth. Commun.* **1999**, *29*, 937.

²¹³Sheikh, M.Y.; Eadon, G. *Tetrahedron Lett.* **1972**, 257.

²¹⁴Muldoon, J.; Brown, S.N. *Org. Lett.* **2002**, *4*, 1043.

²¹⁵Takahashi, M.; Oshima, K.; Matsubara, S. *Tetrahedron Lett.* **2003**, *44*, 9201.

²¹⁶Meijer, R.H.; Ligthart, G.B.W.L.; Meuldijk, J.; Vekemans, J.A.J.M.; Hulshof, L.A.; Mills, A.M.; Kooijman, H.; Spek, A.L. *Tetrahedron* **2004**, *60*, 1065.

²¹⁷Krafft, M.E.; Zorc, B. *J. Org. Chem.* **1986**, *51*, 5482.

²¹⁸For a discussion of the enantioselective palladium(II) oxidation, see Mandal, S.K.; Jensen, D.R.; Pugsley, J.S.; Sigman, M.S. *J. Org. Chem.* **2003**, *68*, 4600. See also Mandal, S.K.; Sigman, M.S. *J. Org. Chem.* **2003**, *68*, 7535; Guram, A.S.; Bei, X.; Turner, H.W. *Org. Lett.* **2003**, *5*, 2485; Ganchev, B.; Bouquillon, S.; Hénin, F.; Muzart, J. *Tetrahedron Lett.* **2002**, *43*, 6641. For a review, see Muzart, J. *Tetrahedron* **2003**, *59*, 5789.

²¹⁹Choudary, B.M.; Reddy, N.P.; Kantam, M.L.; Jamil, Z. *Tetrahedron Lett.* **1985**, *26*, 6257.

have been reported. Allylic alcohols²²⁰ are oxidized to the corresponding saturated aldehyde or ketone by heating with a rhodium catalyst, and benzylic alcohols are converted to the aldehyde with a rhodium catalyst.²²¹ Photolysis with an iron catalyst gives similar results.²²² Propargylic alcohols are oxidized by heating with a vanadium catalyst.²²³ Secondary alcohols are oxidized with $\text{Bi}(\text{NO}_3)_3$ on Montmorillonite.²²⁴

7. *Miscellaneous Reagents.*²²⁵ Nitric acid in dichloromethane oxidizes benzylic alcohols to the corresponding ketone.²²⁶ Bromine is an effective oxidant, and iodine under photochemical conditions has been used.²²⁷ Heating a 1,2-diol with NBS in CCl_4 gave the 1,2-diketone.²²⁸ *N*-Bromosuccinimide with β -cyclodextrin oxidizes tetrahydropyranyl ethers in water.²²⁹ Iodine has been used in conjunction with DMSO and hydrazine.²³⁰ Sodium bromate (NaOBr) in conjunction with HCl oxidizes α -hydroxy esters to α -keto esters.²³¹ Enzymatic oxidations have been reported.²³² Dimethyl dioxirane²³³ oxidizes benzylic alcohols to the corresponding aldehyde,²³⁴ and dioxirane reagents are sufficiently mild that an α,β -epoxy alcohol was oxidized to the corresponding ketone, without disturbing the epoxide, using methyl trifluoromethyl dioxirane.²³⁵ Hydrogen peroxide with urea oxidizes aryl aldehydes in formic acid.²³⁶ Potassium monoperoxysulfate in the presence of a

²²⁰Tanaka, K.; Fu, G.C. *J. Org. Chem.* **2001**, *66*, 8177.

²²¹Miyata, A.; Murakami, M.; Irie, R.; Katsuki, T. *Tetrahedron Lett.* **2001**, *42*, 7067; Kölle, U.; Fränzl, H. *Monat. Chem.* **2000**, *131*, 1321; Csjernyik, G.; Ell, A.H.; Fadini, L.; Pugin, B.; Bäckvall, J.-E. *J. Org. Chem.* **2002**, *67*, 1657.

²²²Cherkaoui, H.; Soufiaoui, M.; Grée, R. *Tetrahedron* **2001**, *57*, 2379.

²²³Maeda, Y.; Kakiuchi, N.; Matsumura, S.; Nishimura, T.; Uemura, S. *Tetrahedron Lett.* **2001**, *42*, 8877.

²²⁴Samajdar, S.; Becker, F.F.; Banik, B.K. *Synth. Commun.* **2001**, *31*, 2691.

²²⁵For a review of green, catalytic oxidations of alcohols, see Sheldon, R.A.; Arends, I.W.C.E.; ten Brink, G.-J.; Dijkman, A. *Acc. Chem. Res.* **2002**, *35*, 774.

²²⁶Strazzolini, P.; Runcio, A. *Eur. J. Org. Chem.* **2003**, 526.

²²⁷Itoh, A.; Kodama, T.; Masaki, Y. *Chem. Lett.* **2001**, 686.

²²⁸Khurana, J.M.; Kandpal, B.M. *Tetrahedron Lett.* **2003**, *44*, 4909.

²²⁹Narender, M.; Reddy, M.S.; Rao, K.R. *Synthesis* **2004**, 1741. See Reddy, M.S.; Narender, M.; Nageswar, Y.V.D.; Rao, K.R. *Synthesis* **2005**, 714.

²³⁰Gogoi, P.; Sarmah, G.K.; Konwar, D. *J. Org. Chem.* **2004**, *69*, 5153.

²³¹Chang, H.S.; Woo, J.C.; Lee, K.M.; Ko, Y.K.; Moon, S.-S.; Kim, D.-W. *Synth. Commun.* **2002**, *32*, 31.

²³²*Bacillus stearothermophilus*: Fantin, G.; Fogagnolo, M.; Giovannini, P.P.; Medici, A.; Pedrini, P.; Poli, S. *Tetrahedron Lett.* **1995**, *36*, 441. *Gluconobacter oxydans* DSM 2343: Villa, R.; Romano, A.; Gandolfi, R.; Gargo, J.V.S.; Molinari, F. *Tetrahedron Lett.* **2002**, *43*, 6059. Chloroperoxidase: Hu, S.; Dordick, J.S. *J. Org. Chem.* **2002**, *67*, 314.

²³³For a discussion of whether dioxirane oxidation is electrophilic or nucleophilic, see Deubel, D.V. *J. Org. Chem.* **2001**, *66*, 3790.

²³⁴Baumstark, A.L.; Kovac, F.; Vasquez, P.C. *Can. J. Chem.* **1999**, *77*, 308. For a discussion of the mechanism, see Angelis, Y.S.; Hatzakis, N.S.; Smonou, I.; Orfanopoulos, M. *Tetrahedron Lett.* **2001**, *42*, 3753.

²³⁵D'Accolti, L.; Fusco, C.; Annese, C.; Rella, M.R.; Turteltaub, J.S.; Williard, P.G.; Curci, R. *J. Org. Chem.* **2004**, *69*, 8510.

²³⁶Ballick, R. *Synth. Commun.* **2001**, *31*, 2195.

chiral ketone oxidizes 1,2-diols to α -hydroxy ketones enantioselectively.²³⁷ Potassium monoperoxysulfate also oxidizes secondary alcohols in the presence of O₂.²³⁸ Air in the presence of a zeolite oxidizes benzylic alcohols.²³⁹ The reagent Br⁺(collidine)₂PF₆ oxidizes benzylic alcohols to the corresponding aldehyde.²⁴⁰ Sodium hypochlorite in acetic acid is useful for oxidizing larger amounts of secondary alcohols.²⁴¹ Calcium hypochlorite on moist alumina with microwave irradiation has been used to oxidize benzylic alcohols.²⁴² Chlorosulfines, Ar(Cl)S=N-t-Bu, oxidize primary alcohols to aldehydes.²⁴³ This latter reagent is generated from ArS-NH-t-Bu and NCS.²⁴⁴ Benzylic alcohols are converted to aldehydes with DBU (p. \$\$\$) and Ar₃BCl₂.²⁴⁵ Microwave irradiation of benzylic alcohols with Co(CO₃)₂ on silica gel generates the aryl aldehyde.²⁴⁶

Primary and secondary alcohols can also be oxidized, indirectly, through their esters (see **19-21**). In some cases, isolation of the ester is not required and the alcohol can then be oxidized to the aldehyde or ketone in one step.

The mechanism of oxidation with acid dichromate has been intensely studied.²⁴⁷ The currently accepted mechanism is essentially that proposed by Westheimer.²⁴⁸ The first two steps constitute an example of category 4 (p. 1706).

²³⁷ Adam, W.; Saha-Möller, C.R.; Zhao, C.-G. *J. Org. Chem.* **1999**, *64*, 7492.

²³⁸ Döbler, C.; Mehlretter, G.M.; Sundermeier, U.; Eckert, M.; Militzer, H.-C.; Beller, M. *Tetrahedron Lett.* **2001**, *42*, 8447.

²³⁹ Son, Y.-C.; Makwana, V.D.; Howell, A.R.; Suib, S.L. *Angew. Chem. Int. Ed.* **2001**, *40*, 4280.

²⁴⁰ Rousseau, G.; Robin, S. *Tetrahedron Lett* **2000**, *41*, 8881.

²⁴¹ Stevens, R.V.; Chapman, K.T.; Weller, H.N. *J. Org. Chem.* **1980**, *45*, 2030. See also, Schneider, M.; Weber, J.; Faller, P. *J. Org. Chem.* **1982**, *47*, 364; Mohrig, J.R.; Nienhuis, D.M.; Linck, C.F.; van Zoeren, C.; Fox, B.G.; Mahaffy, P.G. *J. Chem. Educ.* **1985**, *62*, 519. For a reaction with aqueous NaOCl and a guanidinium salt, see Xie, H.; Zhang, S.; Duan, H. *Tetrahedron Lett.* **2004**, *45*, 2013.

²⁴² Mojtahedi, M.M.; Saidi, M.R.; Bolourtchian, M.; Shirzi, J.S. *Monat. Chem.* **2001**, *132*, 655.

²⁴³ Mukaiyama, T.; Matsuo, J.-i.; Yanagisawa, M. *Chem Lett.* **2000**, 1072; Matsuo, J.-i.; Kitgawa, H.; Iida, D.; Mukaiyama, T. *Chem. Lett.* **2001**, 150.

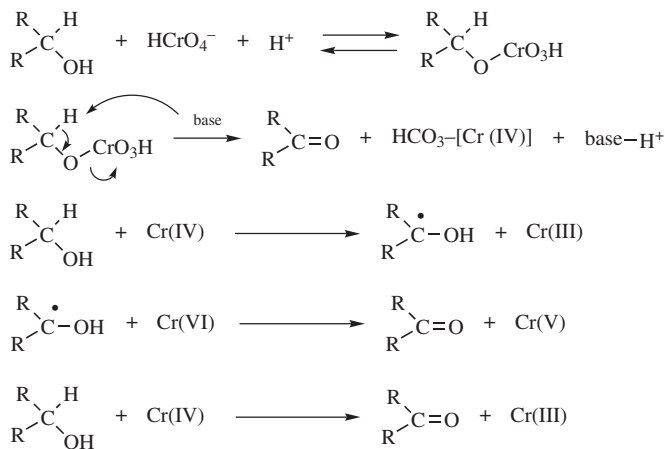
²⁴⁴ Mukaiyama, T.; Matsuo, J.-i.; Iida, D.; Kitagawa, H. *Chem. Lett.* **2001**, 846; Matsuo, J.-i.; Iida, D.; Yamanaka, H.; Mukaiyama, T. *Tetrahedron* **2003**, *59*, 6739.

²⁴⁵ Mantano, Y.; Nomura, H. *Angew. Chem. Int. Ed.* **2002**, *41*, 3028.

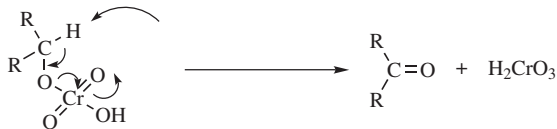
²⁴⁶ Kiasat, A.R.; Kazemi, F.; Rafati, M. *Synth. Commun.* **2003**, *33*, 601.

²⁴⁷ See Müller, P. *Chimia* **1977**, *31*, 209; Wiberg, K.B., in Wiberg, K.B. *Oxidation in Organic Chemistry*, pt. A, Academic Press, NY, **1965**, pp. 142–170; Venkatasubramanian, N. *J. Sci. Ind. Res.* **1963**, *22*, 397; Waters, W.A. *Mechanisms of Oxidation of Organic Compounds*, Wiley, NY, **1964**, pp. 49–71; Stewart, R. *Oxidation Mechanisms*, W.A. Benjamin, NY, **1964**, pp. 37–48; Durand, R.; Geneste, P.; Lamaty, G.; Moreau, C.; Pomarès, O.; Roque, J.P. *Recl. Trav. Chim. Pays-Bas* **1978**, *97*, 42; Sengupta, K.K.; Samanta, T.; Basu, S.N. *Tetrahedron* **1985**, *41*, 205.

²⁴⁸ Westheimer, F.H. *Chem. Rev.* **1949**, *45*, 419, see p. 434; Holloway, F.; Cohen, M.; Westheimer, F.H. *J. Am. Chem. Soc.* **1951**, *73*, 65.



The base in the second step may be water, although it is also possible²⁴⁹ that in some cases no external base is involved and that the proton is transferred directly to one of the CrO₃H oxygens in which case the Cr(IV) species



produced would be H₂CrO₃. Part of the evidence for this mechanism was the isotope effect of ~ 6 found on use of MeCDOHMe, showing that the hydrogen is removed in the rate-determining step.²⁵⁰ Note that, as in **19-23** the substrate is oxidized by three different oxidation states of chromium.²⁵¹

With other oxidizing agents, mechanisms are less clear.²⁵² It seems certain that some oxidizing agents operate by a hydride-shift mechanism,²⁵³ for example,

²⁴⁹Stewart, R.; Lee, D.G. *Can. J. Chem.* **1964**, *42*, 439; Awasthy, A.; Roek, J.; Moriarty, R.M. *J. Am. Chem. Soc.* **1967**, *89*, 5400; Kwart, H.; Nickle, J.H. *J. Am. Chem. Soc.* **1979**, *98*, 2881 and cited references; Sengupta, K.K.; Samanta, T.; Basu, S.N. *Tetrahedron* **1986**, *42*, 681. See also Müller, P.; Perlberger, J. *Helv. Chim. Acta* **1974**, *57*, 1943; Agarwal, S.; Tiwari, H.P.; Sharma, J.P. *Tetrahedron* **1990**, *46*, 1963.

²⁵⁰Westheimer, F.H.; Nicolaides, N. *J. Am. Chem. Soc.* **1949**, *71*, 25. For other evidence, see Brownell, R.; Leo, A.; Chang, Y.W.; Westheimer, F.H. *J. Am. Chem. Soc.* **1960**, *82*, 406; Roček, J.; Westheimer, F.H.; Eschenmoser, A.; Moldoványi, L.; Schreiber, J. *Helv. Chim. Acta* **1962**, *45*, 2554; Lee, D.G.; Stewart, R. *J. Org. Chem.* **1967**, *32*, 2868; Wiberg, K.B.; Schäfer, H. *J. Am. Chem. Soc.* **1967**, *89*, 455; **1969**, *91*, 927, 933; Müller, P. *Helv. Chim. Acta* **1970**, *53*, 1869; **1971**, *54*, 2000, Lee, D.G.; Raptis, M. *Tetrahedron* **1973**, *29*, 1481.

²⁵¹Rahman, M.; Roček, J. *J. Am. Chem. Soc.* **1971**, *93*, 5455, 5462; Doyle, M.P.; Swedo, R.J.; Roček, J. *J. Am. Chem. Soc.* **1973**, *95*, 8352; Wiberg, K.B.; Mukherjee, S.K. *J. Am. Chem. Soc.* **1974**, *96*, 1884, 6647.

²⁵²For a review, see Cockerill, A.F.; Harrison, R.G., in Patai, S. *The Chemistry of Functional Groups, Supplement A* pt. 1, Wiley, NY, **1977**, pp. 264–277.

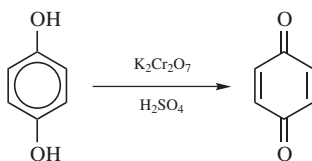
²⁵³See Barter, R.M.; Littler, J.S. *J. Chem. Soc. B* **1967**, 205. For evidence that oxidation by HNO₂ involves a hydride shift, see Moodie, R.B.; Richards, S.N. *J. Chem. Soc. Perkin Trans. 2* **1986**, 1833; Ross, D.S.; Gu, C.; Hum, G.P.; Malhotra, R. *Int. J. Chem. Kinet.* **1986**, *18*, 1277.

dehydrogenation with triphenylmethyl cation²⁵⁴ and the Oppenauer oxidation, and some by a free-radical mechanism, (e.g., oxidation with $S_2O_8^{2-}$ ²⁵⁵ and with VO_2^+ ²⁵⁶). A summary of many proposed mechanisms is given by Littler.²⁵⁷

OS I, 87, 211, 241, 340; II, 139, 541; III, 37, 207; IV, 189, 192, 195, 467, 813, 838; V, 242, 310, 324, 692, 852, 866; VI, 218, 220, 373, 644, 1033; VII, 102, 112, 114, 177, 258, 297; VIII, 43, 367, 386; IX, 132, 432. Also see, OS IV, 283; VIII, 363, 501.

19-4 Oxidation of Phenols and Aromatic Amines to Quinones

1/0,6/0-Dihydro-elimination



Ortho and para diols are easily oxidized to ortho- and para-quinones, respectively.²⁵⁸ Either or both OH groups can be replaced by NH_2 groups to give the same products, although for the preparation of ortho-quinones only OH groups are normally satisfactory. The reaction has been successfully carried out with other groups para to OH or NH_2 ; halogen, OR, Me, *t*-Bu, and even H, although with the last yields are poor. Many oxidizing agents have been used: acid dichromate,²⁵⁹ silver oxide, silver carbonate, lead tetraacetate, HIO_4 , NBS— H_2O — H_2SO_4 ,²⁶⁰ MnO_2 on Bentonite with microwave irradiation,²⁶¹ dimethyl dioxirane,²⁶² and atmospheric oxygen,²⁶³ to name a few. Substituted phenols, such as 4-($CH_2CH_2CH_2COOH$) phenol, are oxidized with a polymer-bound hypervalent iodine reagent to give a quinone with a spirocyclic lactone unit at C-4.²⁶⁴ Oxidation

²⁵⁴Bonthrone, W.; Reid, D.H. *J. Chem. Soc.* **1959**, 2773.

²⁵⁵Ball, D.L.; Crutchfield, M.M.; Edwards, J.O. *J. Org. Chem.* **1960**, 25, 1599; Bida, G.; Curci, R.; Edwards, J.O. *Int. J. Chem. Kinet.* **1973**, 5, 859; Snook, M.E.; Hamilton, G.A. *J. Am. Chem. Soc.* **1974**, 96, 860; Walling, C.; Camaioni, D.M. *J. Org. Chem.* **1978**, 43, 3266; Clerici, A.; Minisci, F.; Ogawa, K.; Surzur, J. *Tetrahedron Lett.* **1978**, 1149; Beylerian, N.M.; Khachatryan, A.G. *J. Chem. Soc. Perkin Trans. 2* **1984**, 1937.

²⁵⁶Littler, J.S.; Waters, W.A. *J. Chem. Soc.* **1959**, 4046.

²⁵⁷Littler, J.S. *J. Chem. Soc.* **1962**, 2190.

²⁵⁸For reviews, see Haines, A.H. *Methods for the Oxidation of Organic Compounds*, Vol. 2, Academic Press, NY, **1988**, pp. 305–323, 438–447; Naruta, Y.; Maruyama, K., in Patai, S.; Rappoport, Z. *The Chemistry of the Quinoid Compounds*, Vol. 2, pt. 1, Wiley, NY, **1988**, pp. 247–276; Thomson, R.H., in Patai, S. *The Chemistry of the Quinoid Compounds*, Vol. 1, pt. 1, Wiley, NY, **1974**, pp. 112–132.

²⁵⁹For a review of this oxidation with chromium reagents, see Cainelli, G.; Cardillo, G. *Chromium Oxidations in Organic Chemistry*, Open Court Pub. Co., La Salle, IL, **1981**, pp. 92–117.

²⁶⁰Kim, D.W.; Choi, H.Y.; Lee, K.Y.; Chi, D.Y. *Org. Lett.* **2001**, 3, 445.

²⁶¹Gómez-Lara, J.; Gutiérrez-Perez, R.; Penieres-Carrillo, G.; López-Cortés, J.G.; Escudero-Salas, A.; Alvarez-Toledano, C. *Synth. Commun.* **2000**, 30, 2713.

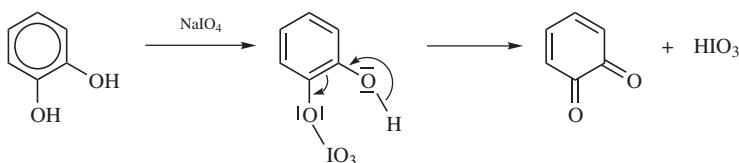
²⁶²Adam, W.; Schönberger, A. *Tetrahedron Lett.* **1992**, 33, 53.

²⁶³For an example on activated silica gel, see Hashemi, M.M.; Beni, Y.A. *J. Chem. Res. (S)* **1998**, 138.

²⁶⁴Ley, S.V.; Thomas, A.W.; Finch, H. *J. Chem. Soc., Perkin Trans. 1* **1999**, 669.

has been done photochemically with O_2 and tetraphenylporphine.²⁶⁵ A particularly effective reagent for rings with only one OH or NH_2 group is $(KSO_3)_2N-O\cdot$ (dipotassium nitrosodisulfonate; *Fremy's salt*), which is a stable free radical.²⁶⁶ Phenols, even some whose para positions are unoccupied, can be oxidized to ortho-quinones with diphenylseleninic anhydride.²⁶⁷ Quinoid coupling products are obtained from substituted phenol treated with O_2 , a dicopper complex, and mushroom tyrosinase.²⁶⁸

Less is known about the mechanism than is the case for **19-3**, but, as in that case, it seems to vary with the oxidizing agent. For oxidation of catechol with $NaIO_4$, it was found that the reaction conducted in $H_2^{18}O$ gave unlabeled quinone,²⁶⁹ so the following mechanism²⁷⁰ was proposed:



When catechol was oxidized with MnO_4^- under aprotic conditions, a semiquinone radical ion intermediate was involved.²⁷¹ For autoxidations²⁷² (i.e., with atmospheric oxygen) a free-radical mechanism is known to operate.²⁷³

OS **I**, 383, 482, 511; **II**, 175, 254, 430, 553; **III**, 663, 753; **IV**, 148; **VI**, 412, 480, 1010.

19-5 Dehydrogenation of Amines

1/1/N,2/2/C-Tetrahydro-bielimination



Primary amines at a primary carbon can be dehydrogenated to nitriles. The reaction has been carried out with a variety of reagents, among others, lead tetraacetate,²⁷⁴ $NaOCl$,²⁷⁵

²⁶⁵Cossy, J.; Belotti, S. *Tetrahedron Lett.* **2001**, 42, 4329.

²⁶⁶For a review of oxidation with this salt, see Zimmer, H.; Lankin, D.C.; Horgan, S.W. *Chem. Rev.* **1971**, 71, 229.

²⁶⁷Barton, D.H.R.; Brewster, A.G.; Ley, S.V.; Rosenfeld, M.N. *J. Chem. Soc. Chem. Commun.* **1976**, 985; Barton, D.H.R.; Ley, S.V., in *Further Perspectives in Organic Chemistry*, North-Holland Publishing Co., Amsterdam, The Netherlands, **1979**, pp. 53–66. For another way of accomplishing this, see Krohn, K.; Rieger, H.; Khanbabaee, K. *Chem. Ber.* **1989**, 122, 2323.

²⁶⁸Gupta, R.; Mukherjee, R. *Tetrahedron Lett.* **2000**, 41, 7763.

²⁶⁹Adler, E.; Falkehag, I.; Smith, B. *Acta Chem. Scand.* **1962**, 16, 529.

²⁷⁰This mechanism is an example of category 4 (p. \$\$\$).

²⁷¹Bock, H.; Jaculi, D. *Angew. Chem. Int. Ed.* **1984**, 23, 305.

²⁷²For an example, see Rathore, R.; Bosch, E.; Kochi, J.K. *Tetrahedron Lett.* **1994**, 35, 1335.

²⁷³Sheldon, R.A.; Kochi, J.K. *Metal-Catalyzed Oxidations of Organic Compounds*, Academic Press, NY, **1981**, pp. 368–381; Walling, C. *Free Radicals in Solution*, Wiley, NY, **1957**, pp. 457–461.

²⁷⁴Stojiljković, A.; Andrejević, V.; Mihailović, M.Lj. *Tetrahedron* **1967**, 23, 721.

²⁷⁵Yamazaki, S. *Synth. Commun.* **1997**, 27, 3559; Juršić, B. *J. Chem. Res. (S)* **1988**, 168.


$\text{K}_2\text{S}_2\text{O}_8/\text{NiSO}_4$,²⁷⁶ $\text{Me}_3\text{N/O/OsO}_4$,²⁷⁷ $\text{Ru/Al}_2\text{O}_3/\text{O}_2$,²⁷⁸ and $\text{CuCl/O}_2/\text{pyridine}$.²⁷⁹ Several methods have been reported for the dehydrogenation of secondary amines to imines.²⁸⁰ Among them²⁸¹ are treatment with (1) iodosylbenzene (PhIO) alone or in the presence of a ruthenium complex,²⁸² (2) DMSO and oxalyl chloride,²⁸³ and (3) *t*-BuOOH and a ruthenium catalyst.²⁸⁴ *N*-Tosyl aziridines are converted to *N*-tosyl imines when heated with a palladium catalyst.²⁸⁵ An interesting variation treats pyrrolidine with iodobenzene and a rhodium catalyst to give 2-phenylpyrroline.²⁸⁶

A reaction that involves dehydrogenation to an imine that then reacts further is the reaction of primary or secondary amines²⁸⁷ with palladium black.²⁸⁸ The imine initially formed by the dehydrogenation reacts with another molecule of the same or a different amine to give an aminal, which loses NH_3 or RNH_2 to give a secondary or tertiary amine. An example is the reaction between *N*-methylbenzylamine and butylmethylamine, which produces 95% *N*-methyl-*N*-butylbenzylamine.



19-6 Oxidation of Hydrazines, Hydrazones, and Hydroxylamines

1/*N*,2/*N*-Dihydro-elimination



N,N'-Diarylhydrazines (hydrazo compounds) are oxidized to azo compounds by several oxidizing agents, including NaOBr, HgO ,²⁸⁹ $\text{K}_3\text{Fe}(\text{CN})_6$ under phase-transfer

²⁷⁶Yamazaki, S.; Yamazaki, Y. *Bull. Chem. Soc. Jpn.* **1990**, *63*, 301.

²⁷⁷Gao, S.; Herzig, D.; Wang, B. *Synthesis* **2001**, 544.

²⁷⁸Yamaguchi, K.; Mizuno, N. *Angew. Chem. Int. Ed.* **2003**, *42*, 1480.

²⁷⁹Kametani, T.; Takahashi, K.; Ohsawa, T.; Ihara, M. *Synthesis* **1977**, 245; Capdevielle, P.; Lavigne, A.; Maumy, M. *Synthesis* **1989**, 453; *Tetrahedron* **1990**, 2835; Capdevielle, P.; Lavigne, A.; Sparfel, D.; Baranne-Lafont, J.; Cuong, N.K.; Maumy, M. *Tetrahedron Lett.* **1990**, *31*, 3305.

²⁸⁰For a review, see Dayagi, S.; Degani, Y., in Patai, S. *The Chemistry of the Carbon-Nitrogen Double Bond*, Wiley, NY, **1970**, pp. 117–124.

²⁸¹For other methods, see Cornejo, J.J.; Larson, K.D.; Mendenhall, G.D. *J. Org. Chem.* **1985**, *50*, 5382; Nishinaga, A.; Yamazaki, S.; Matsuura, T. *Tetrahedron Lett.* **1988**, *29*, 4115.

²⁸²Müller, P.; Gilibert, D.M. *Tetrahedron* **1988**, *44*, 7171.

²⁸³Keirs, D.; Overton, K. *J. Chem. Soc. Chem. Commun.* **1987**, 1660.

²⁸⁴Murahashi, S.; Naot, T.; Taki, H. *J. Chem. Soc. Chem. Commun.* **1985**, 613.

²⁸⁵Wolfe, J.P.; Ney, J.E. *Org. Lett.* **2003**, *5*, 4607.

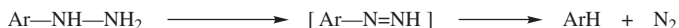
²⁸⁶Sezen, B.; Sames, D. *J. Am. Chem. Soc.* **2004**, *126*, 13244.

²⁸⁷See Larsen, J.; Jørgensen, K.A. *J. Chem. Soc. Perkin Trans. 2*, **1992**, 1213. Also see, Yamaguchi, J.; Takeda, T. *Chem. Lett.* **1992**, 1933; Yamazaki, S. *Chem. Lett.* **1992**, 823.


²⁸⁸Murahashi, S.; Yoshimura, N.; Tsumiyama, T.; Kojima, T. *J. Am. Chem. Soc.* **1983**, *105*, 5002. See also, Wilson, Jr., R.B.; Laine, R.M. *J. Am. Chem. Soc.* **1985**, *107*, 361.

²⁸⁹For a review of HgO , see Pizey, J.S. *Synthetic Reagents*, Vol. 1, Wiley, NY, **1974**, pp. 295–319.

conditions²⁹⁰ or with galvinoxyl,²⁹¹ FeCl₃,²⁹² MnO₂ (this reagent yields cis-azo-benzenes),²⁹³ CuCl₂, and air and NaOH.²⁹⁴ The reaction is also applicable to *N,N'*-dialkyl- and *N,N'*-diacylhydrazines. Hydrazines (both alkyl and aryl) substituted on only one side also give azo compounds,²⁹⁵ but these are unstable and decompose to nitrogen and the hydrocarbon:



Aniline derivatives are converted to azo compounds by heating with cetyltrimethylammonium dichromate in chloroform.²⁹⁶ When hydrazones are oxidized with HgO, Ag₂O, MnO₂, lead tetraacetate, or certain other oxidizing agents, diazo compounds are obtained:²⁹⁷



Hydrazones of the form ArCH=NNH₂ react with HgO in solvents, such as diglyme or ethanol, to give nitriles ArCN.²⁹⁸ It is possible to oxidize dimethylhydrazones (R-C=N-NMe₂) to the corresponding nitrile (R-C≡N) with MeReO₃/H₂O₂,²⁹⁹ magnesium monoperoxyphthalate (MMPP),³⁰⁰ or with dimethyl dioxirane.³⁰¹ Oxone[®] on wet alumina also converts hydrazones to nitriles with microwave irradiation.³⁰²

In a related reaction, primary aromatic amines have been oxidized to azo compounds by a variety of oxidizing agents, among them MnO₂, lead tetraacetate, O₂ and a base, barium permanganate,³⁰³ and sodium perborate in acetic acid. *tert*-Butyl hydroperoxide has been used to oxidize certain primary amines to azoxy compounds.³⁰⁴ Aromatic hydroxylamines (Ar-NH-OH) are easily oxidized to nitroso compounds (Ar-N=O), most commonly by acid dichromate.³⁰⁵ Oximes of

²⁹⁰Dimroth, K.; Tüncher, W. *Synthesis* **1977**, 339.

²⁹¹Wang, X.-Y.; Wang, Y.-L.; Li, J.-P.; Duan, Z.F.; Zhang, Z.-Y. *Synth. Commun.* **1999**, *29*, 2271.

²⁹²Wang, C.-L.; Wang, X.-X.; Wang, X.-Y.; Xiao, J.-P.; Wang, Y.-L. *Synth. Commun.* **1999**, *29*, 3435.

²⁹³Hyatt, J.A. *Tetrahedron Lett.* **1977**, 141.

²⁹⁴For a review, see Newbold, B.T., in Patai, S. *The Chemistry of the Hydrazo, Azo, and Azoxy Groups*, pt. 1, Wiley, NY, **1975**, pp. 543–557, 564–573.

²⁹⁵See Mannen, S.; Itano, H.A. *Tetrahedron* **1973**, *29*, 3497.

²⁹⁶Patel, S.; Mishra, B.K. *Tetrahedron Lett.* **2004**, *45*, 1371.

²⁹⁷For a review, see Regitz, M.; Maas, G. *Diazo Compounds*, Academic Press, NY, **1986**, pp. 233–256.

²⁹⁸Mobbs, D.B.; Suschitzky, H. *Tetrahedron Lett.* **1971**, 361.

²⁹⁹Stanković, S.; Espenson, J.H. *Chem. Commun.* **1998**, 1579.

³⁰⁰Fernández, R.; Gasch, C.; Lassaletta, J.-M.; Llera, J.-M.; Vázquez, J. *Tetrahedron Lett.* **1993**, *34*, 141.

³⁰¹Altamura, A.; D'Accolti, L.; Detomaso, A.; Dinoi, A.; Fiorentino, M.; Fusco, C.; Curci, R. *Tetrahedron Lett.* **1998**, *39*, 2009.

³⁰²Ramalingam, T.; Reddy, B.V.S.; Srinivas, R.; Yadav, J.S. *Synth. Commun.* **2000**, *30*, 4507.

³⁰³Firouzabadi, H.; Mostafavipoor, Z. *Bull. Chem. Soc. Jpn.* **1983**, *56*, 914.

³⁰⁴Kosswig, K. *Liebigs Ann. Chem.* **1971**, *749*, 206.

³⁰⁵For a review, see Hudlický, M. *Oxidations in Organic Chemistry*, American Chemical Society, Washington, DC, **1990**, pp. 231–232.

aromatic aldehydes are converted to aryl nitriles with InCl_3 ³⁰⁶ (ketoximes give a Beckmann rearrangement, **18-17**).

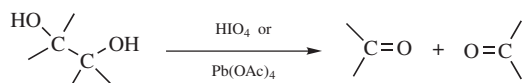
Nitrones, $\text{C}=\text{N}^+(\text{R})=\text{O}^-$, are generated by the oxidation of *N*-hydroxyl secondary amines with 5% aq. NaOCl .³⁰⁷ Secondary amines, such as dibenzylamine, can be converted to the corresponding nitrone by heating with cumyl hydroperoxide in the presence of a titanium catalyst.³⁰⁸ Imines are oxidized to amides with *mcpba* and $\text{BF}_3 \cdot \text{OEt}_2$.³⁰⁹

OS **II**, 496; **III**, 351, 356, 375, 668; **IV**, 66, 411; **V**, 96, 160, 897; **VI**, 78, 161, 334, 392, 803, 936; **VII**, 56. Also see, OS **V**, 258. For oxidation of primary amines, see OS **V**, 341.

B. Oxidations Involving Cleavage of Carbon–Carbon Bonds³¹⁰

19-7 Oxidative Cleavage of Glycols and Related Compounds

2/O-De-hydrogen-uncoupling



1,2-Glycols are easily cleaved under mild conditions and in good yield with periodic acid or lead tetraacetate.³¹¹ The products are 2 equivalents of aldehyde, or 2 equivalents of ketone, or 1 equivalent of each, depending on the groups attached to the two carbons. The yields are so good that alkenes are often converted to glycols (**15-48**), and then cleaved with HIO_4 or Pb(OAc)_4 rather than being cleaved directly with ozone (**19-9**) or dichromate or permanganate (**19-10**). The diol can be generated and cleaved *in situ* from an alkene to give the carbonyl compounds.³¹²

³⁰⁶Barman, D.C.; Thakur, A.J.; Prajapati, D.; Sandhu, J.S. *Chem. Lett.* **2000**, 1196.

³⁰⁷Cicchi, S.; Corsi, M.; Goti, A. *J. Org. Chem.* **1999**, *64*, 7243.

³⁰⁸Forcato, M.; Nugent, W.A.; Licini, G. *Tetrahedron Lett.* **2003**, *44*, 49.

³⁰⁹An, G.-i.; Rhee, H. *Synlett* **2003**, 876.

³¹⁰For a review, see Bentley, K.W., in Bentley, K.W.; Kirby, G.W. *Elucidation of Chemical Structures by Physical and Chemical Methods* (Vol. 4 of Weissberger, A. *Techniques of Chemistry*), 2nd ed., pt. 2, Wiley, NY, **1973**, pp. 137–254.

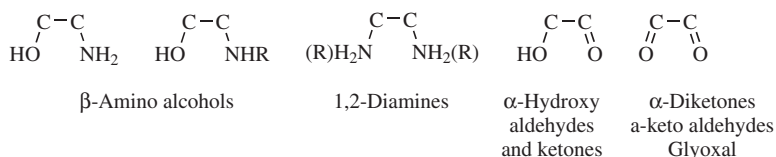
³¹¹For reviews covering both reagents, see Haines, A.H. *Methods for the Oxidation of Organic Compounds*, Vol. 2, Academic Press, NY, **1988**, pp. 277–301, 432–437; House, H.O. *Modern Synthetic Reactions*, 2nd ed., W.A. Benjamin, NY, **1972**, pp. 3353–363; Perlin, A.S., in Augustine, R.L. *Oxidation*, Vol. 1, Marcel Dekker, NY, **1969**, pp. 189–212; Bunton, C.A., in Wiberg, K.B., in Wiberg, K.B. *Oxidation in Organic Chemistry*, pt. A, Academic Press, NY, **1965**, pp. 367–407. For reviews of lead tetraacetate, see Rubottom, G.M., in Trahanovsky, W.S. *Oxidation in Organic Chemistry*, pt. D, Academic Press, NY, **1982**, p. 1; Aylward, J.B. *Q. Rev. Chem. Soc.* **1971**, *25*, 407. For reviews of HIO_4 , see Fatiadi, A.J. *Synthesis* **1976**, 65,133; Sklarz, B. *Q. Rev. Chem. Soc.* **1967**, *21*, 3.

³¹²Yu, W.; Mei, Y.; Kang, Y.; Hua, Z.; Jin, Z. *Org. Lett.* **2004**, *6*, 3217.

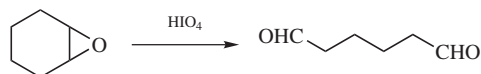
A number of other oxidizing agents also give the same products, among them³¹³ activated MnO_2 ,³¹⁴ O_2 and a ruthenium catalyst,³¹⁵ $\text{PPh}_3\text{-DEAD}$,³¹⁶ and pyridinium chlorochromate.³¹⁷ Permanganate, dichromate, and several other oxidizing agents³¹⁸ also cleave glycols, giving carboxylic acids rather than aldehydes, but these reagents are seldom used synthetically. Electrochemical oxidation is an efficient method, and is useful not only for diols, but also for their mono- and dimethoxy derivatives.³¹⁹

The two reagents (periodic acid and lead tetraacetate) are complementary, since periodic acid is best used in water and lead tetraacetate in organic solvents. Chiral lead carboxylates have been prepared for the oxidative cleavage of 1,2-diols.³²⁰ When three or more OH groups are located on adjacent carbons, the middle one (or ones) is converted to formic acid.

Other compounds that contain oxygens or nitrogens on adjacent carbons undergo similar cleavage:



Cyclic 1,2-diamines are cleaved to diketones with dimethyl dioxirane.³²¹ α-Diketones and α-hydroxy ketones are also cleaved by alkaline H_2O_2 .³²² The HIO_4 has been used to cleave epoxides to aldehydes,³²³ for example,



α-Hydroxy acids and α-keto acids are not cleaved by HIO_4 , but are cleaved by NaIO_4 in methanol in the presence of a crown ether,³²⁴ $\text{Pb}(\text{OAc})_4$, alkaline H_2O_2 ,

³¹³For a list of reagents, with references, see Larock, R.C. *Comprehensive Organic Transformations*, 2nd ed., Wiley-VCH, NY, **1999**, pp. 1250–1255.

³¹⁴Adler, E.; Becker, H. *Acta Chem. Scand.* **1961**, *15*, 849; Ohloff, G.; Giersch, W. *Angew. Chem. Int. Ed.* **1973**, *12*, 401.

³¹⁵Takezawa, E.; Sakaguchi, S.; Ishii, Y. *Org. Lett.* **1999**, *1*, 713.

³¹⁶Barrero, A.F.; Alvarez-Manzaneda, E.J.; Chahboun, R. *Tetrahedron Lett.* **2000**, *41*, 1959.

³¹⁷Cisneros, A.; Fernández, S.; Hernández, J.E. *Synth. Commun.* **1982**, *12*, 833.

³¹⁸For a list of reagents, with references, see Larock, R.C. *Comprehensive Organic Transformations*, 2nd ed., Wiley-VCH, NY, **1999**, pp. 1650–1652.

³¹⁹For a review, see Shono, T. *Electroorganic Chemistry as a New Tool in Organic Synthesis*, Springer, NY, **1984**, pp. 31–37. See also, Ruholl, H.; Schäfer, H.J. *Synthesis* **1988**, 54.

³²⁰Lena, J.I.C.; Sesenoglu, Ö.; Birlirakis, N.; Arseniyadis, S. *Tetrahedron Lett.* **2001**, *42*, 21.

³²¹Gagnon, J.L.; Zajac, Jr., W.W. *Tetrahedron Lett.* **1995**, *36*, 1803.

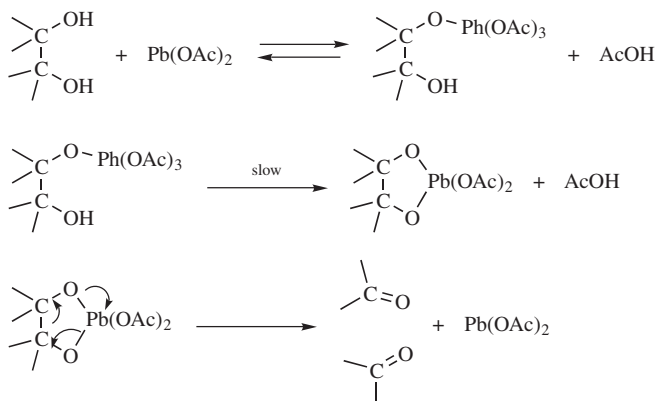
³²²See, for example, Ogata, Y.; Sawaki, Y.; Shiroyama, M. *J. Org. Chem.* **1977**, *42*, 4061.

³²³Nagarkatti, J.P.; Ashley, K.R. *Tetrahedron Lett.* **1973**, 4599.

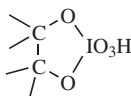
³²⁴Kore, A.R.; Sagar, A.D.; Salunkhe, M.M. *Org. Prep. Proceed. Int.* **1995**, *27*, 373.

and other reagents. These are oxidative decarboxylations. α -Hydroxy acids give aldehydes or ketones, and α -keto acids give carboxylic acids. Also see, **19-12** and **19-13**.

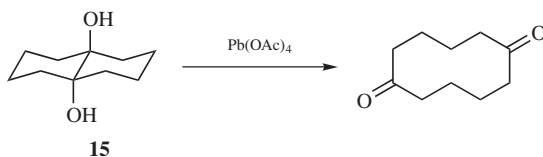
The mechanism of glycol oxidation with $\text{Pb}(\text{OAc})_4$ was proposed by Criegee.³²⁵



This mechanism is supported by these facts: (1) the kinetics are second order (first order in each reactant); (2) added acetic acid retards the reaction (drives the equilibrium to the left); and (3) *cis*-glycols react much more rapidly than *trans*-glycols.³²⁶ For periodic acid, the mechanism is similar, with the intermediate³²⁷



However, the cyclic-intermediate mechanism cannot account for all glycol oxidations, since some glycols that cannot form such an ester (e.g., **15**) are nevertheless cleaved by lead tetraacetate

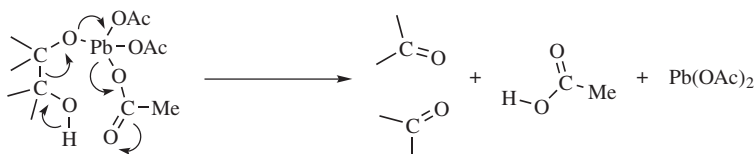


³²⁵Criegee, R.; Kraft, L.; Rank, B. *Liebigs Ann. Chem.* **1933**, 507, 159. For reviews, see Waters, W.A. *Mechanisms of Oxidation of Organic Compounds*, Wiley, NY, **1964**, pp. 72–81; Stewart, R. *Oxidation Mechanisms*, W.A. Benjamin, NY, **1964**, pp. 97–106.

³²⁶For example, see Criegee, R.; Höger, E.; Huber, G.; Kruck, P.; Marktscheffel, F.; Schellenberger, H. *Liebigs Ann. Chem.* **1956**, 599, 81.

³²⁷Buist, G.J.; Bunton, C.A.; Hipperson, W.C.P. *J. Chem. Soc. B* **1971**, 2128.

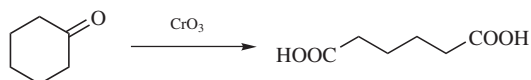
(though other glycols that cannot form cyclic esters are *not* cleaved, by either reagent³²⁸). To account for cases like **15**, a cyclic transition state has been proposed:³²⁶



OS IV, 124; VII, 185; VIII, 396.

19-8 Oxidative Cleavage of Ketones, Aldehydes, and Alcohols

Cycloalkanone oxidative ring opening



Oxidative cleavage of open-chain ketones or alcohols³²⁹ is seldom a useful preparative procedure, not because these compounds do not undergo oxidation (they do, except for diaryl ketones), but because the result is generally a hopeless mixture. Aryl methyl ketones, such as acetophenone, however, are readily oxidized to aryl carboxylic acids with Re_2O_7 and 70% aqueous *tert*-butyl hydroperoxide.³³⁰ Oxygen with a mixture of manganese and cobalt catalysts give similar oxidative cleavage,³³¹ and do hypervalent iodine compounds.³³² 1,3-Diketones, such as 1,3-diphenyl-1,3-propanedione, are oxidatively cleaved with aqueous Oxone[®] to give benzoic acid.³³³ Noted that in the presence of benzaldehyde, aliphatic ketones are cleaved to give aliphatic carboxylic acids by treatment with $\text{BF}_3(\text{g})$ in refluxing hexane.³³⁴ Aldehydes, such as PhCH_2CHO , are cleaved to benzaldehyde with phosphonium dichromate in refluxing acetonitrile.³³⁵

Despite problems with acyclic ketones, the reaction is quite useful for cyclic ketones and the corresponding secondary alcohols, the dicarboxylic acid being prepared in good yield. The formation of adipic acid from cyclohexanone (shown above) is an important industrial procedure. Acid dichromate and permanganate are the most common oxidizing agents, although autoxidation (oxidation with

³²⁸Angyal, S.J.; Young, R.J. *J. Am. Chem. Soc.* **1959**, *81*, 5251.

³²⁹For a review of metal ion-catalyzed oxidative cleavage of alcohols, see Trahanovsky, W.S. *Methods Free-Radical Chem.* **1973**, *4*, 133–169. For a review of the oxidation of aldehydes and ketones, see Verter, H.S., in Zabicky, J. *The Chemistry of the Carbonyl Group*, pt. 2, Wiley, NY, **1970**, pp. 71–156.

³³⁰Gurunath, S.; Sudalai, A. *Synlett* **1999**, 559.

³³¹Minisci, F.; Recupero, F.; Fontana, F.; Bjørsvik, H.-R.; Liguori, L. *Synlett* **2002**, 610.

³³²Lee, J.C.; Choi, J.-H.; Lee, Y.C. *Synlett* **2001**, 1563.

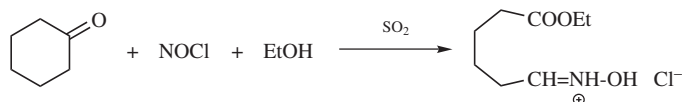
³³³Ashford, S.W.; Grega, K.C. *J. Org. Chem.* **2001**, *66*, 1523.

³³⁴Kabalka, G.W.; Li, N.-S.; Tejedor, D.; Malladi, R.R.; Gao, X.; Trotman, S. *Synth. Commun.* **1999**, *29*, 2783.

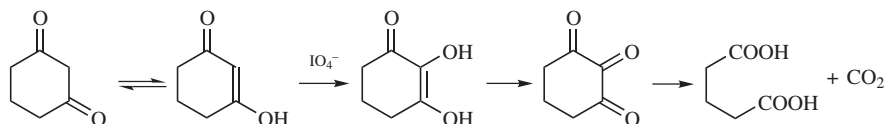
³³⁵Hajipour, A.R.; Mohammadpoor-Baltork, I.; Niknam, K. *Org. Prep. Proceed. Int.* **1999**, *31*, 335.

atmospheric oxygen) in alkaline solution³³⁶ and potassium superoxide under phase-transfer conditions³³⁷ have also been used. Other reagents include LiOCl/Chlorox³³⁸ and MeOCO₂Me at 195°C.³³⁹ Silyl-ketones have been cleaved to esters using electrolysis in alcohol solvents.³⁴⁰ Cyclic 1,3-diketones are converted to α,ω-diester with an excess of KHSO₅ in methanol.³⁴¹ Cyclic α-chloro ketones are cleaved to give an α,ω-functionalized compound (acetal-ester) when treated with cerium (IV) sulfate tetrahydrate and O₂.³⁴²

Cyclic ketones can also be cleaved by treatment with NOCl and an alcohol in liquid SO₂ to give an ω-oximinocarboxylic ester, for example,³⁴³



Cyclic 1,3-diketones, which exist mainly in the mono-enolic form, can be cleaved with sodium periodate with loss of one carbon, for example,³⁴⁴

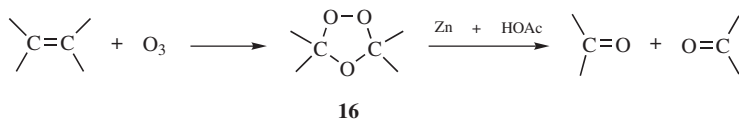


The species actually undergoing the cleavage is the triketone, so this is an example of **19-7**.

OS I, 18; IV, 19; VI, 690. See also, OS VI, 1024.

19-9 Ozonolysis

Oxo-uncoupling



³³⁶Wallace, T.J.; Pobiner, H.; Schriesheim, A. J. *Org. Chem.* **1965**, *30*, 3768; Bjørsvik, H.-R.; Liguori, L.; González, R.R.; Merinero, J.A.V. *Tetrahedron Lett.* **2002**, *43*, 4985. See also, Osowska-Pacewicka, K.; Alper, H. *J. Org. Chem.* **1988**, *53*, 808.

³³⁷Lissel, M.; Dehmow, E.V. *Tetrahedron Lett.* **1978**, 3689; Sotiriou, C.; Lee, W.; Giese, R.W. *J. Org. Chem.* **1990**, *55*, 2159.

³³⁸Madler, M.M.; Klucik, J.; Soell, P.S.; Brown, C.W.; Liu, S.; Berlin, K.D.; Benbrook, D.M.; Birckbichler, P.J.; Nelson, E.C. *Org. Prep. Proceed. Int.* **1998**, *30*, 230.

³³⁹Selva, M.; Marques, C.A.; Tundo, P. *Gazz. Chim. Ital.* **1993**, *123*, 515.

³⁴⁰Yoshida, J.; Itoh, M.; Matsunaga, S.; Isoe, S. *J. Org. Chem.* **1992**, *57*, 4877.

³⁴¹Yan, J.; Travis, B.R.; Borhan, B. *J. Org. Chem.* **2004**, *69*, 9299.

³⁴²He, L.; Horiuchi, C.A. *Bull. Chem. Soc. Jpn.* **1999**, *72*, 2515.

³⁴³Rogić, M.M.; Vitrone, J.; Swerdloff, M.D. *J. Am. Chem. Soc.* **1977**, *99*, 1156; Moorhoff, C.M.; Paquette, L.A. *J. Org. Chem.* **1991**, *56*, 703.

³⁴⁴Wolfrom, M.L.; Bobbitt, J.M. *J. Am. Chem. Soc.* **1956**, *78*, 2489.

When compounds containing double bonds are treated with ozone, usually at low temperatures, they are converted to compounds called *ozonides* (**16**) that can be isolated but, because some of them are explosive, are more often decomposed with zinc and acetic acid, or catalytic hydrogenation to give 2 equivalents of aldehyde, or 2 equivalents of ketone, or 1 equivalent of each, depending on the groups attached to the alkene.³⁴⁵ The decomposition of **16** has also been carried out with triethylamine³⁴⁶ and with reducing agents, among them trimethyl phosphite,³⁴⁷ thiourea,³⁴⁸ and dimethyl sulfide.³⁴⁹ However, ozonides can also be *oxidized* with oxygen, peroxycids, or H₂O₂ to give ketones and/or carboxylic acids or *reduced* with LiAlH₄, NaBH₄, BH₃, or catalytic hydrogenation with excess H₂ to give 2 equivalents alcohol.³⁵⁰ Ozonides can also be treated with ammonia, hydrogen, and a catalyst to give the corresponding amines,³⁵¹ or with an alcohol and anhydrous HCl to give the corresponding carboxylic esters.³⁵² Ozonolysis is therefore an important synthetic reaction.

A wide variety of alkenes undergo ozonolysis, including cyclic ones, where cleavage gives rise to one bifunctional product. Alkenes in which the double bond is connected to electron-donating groups react many times faster than those in which it is connected to electron-withdrawing groups.³⁵³ The reaction has often been carried out on compounds containing more than one double bond; generally all the bonds are cleaved. In some cases, especially when bulky groups are present, conversion of the substrate to an epoxide (**15-50**) becomes an important side reaction and can be the main reaction.³⁵⁴ Rearrangement is possible in some cases.³⁵⁵ Ozonolysis of triple bonds³⁵⁶ is less common and the reaction proceeds less easily,

³⁴⁵For monographs, see Razumovskii, S.D.; Zaikov, G.E. *Ozone and its Reactions with Organic Compounds*; Elsevier, NY, **1984**; Bailey, P.S. *Ozonation in Organic Chemistry*, 2 vols., Academic Press, NY, **1978**, **1982**. For reviews, see Odinokov, V.N.; Tolstikov, G.A. *Russ. Chem. Rev.* **1981**, *50*, 636; Belew, J.S., in Augustine, R.L.; Trecker, D.J. *Oxidation*, Vol. 1, Marcel Dekker, NY, **1969**, pp. 259–335; Menyailo, A.T.; Pospelov, M.V. *Russ. Chem. Rev.* **1967**, *36*, 284. For a review with respect to vinylic ethers, see Kuczkowski, R.L. *Adv. Oxygenated Processes* **1991**, *3*, 1. For a review with respect to haloalkenes, see Gillies, C.W.; Kuczkowski, R.L. *Isr. J. Chem.* **1983**, *23*, 446.

³⁴⁶Hon, Y.-S.; Lin, S.-W.; Chen, Y.-J. *Synth. Commun.* **1993**, *23*, 1543.

³⁴⁷Knowles, W.S.; Thompson, Q.E. *J. Org. Chem.* **1960**, *25*, 1031.

³⁴⁸Gupta, D.; Soman, R.; Dev, S. *Tetrahedron* **1982**, *38*, 3013.

³⁴⁹Pappas, J.J.; Keaveney, W.P.; Ganchar, E.; Berger, M. *Tetrahedron Lett.* **1966**, 4273.

³⁵⁰Sousa, J.A.; Bluhm, A.L. *J. Org. Chem.* **1960**, *25*, 108; Diaper, D.G.M.; Strachan, W.M.J. *Can. J. Chem.* **1967**, *45*, 33; White, R.W.; King, S.W.; O'Brien, J.L. *Tetrahedron Lett.* **1971**, 3587; Flippin, L.A.; Gallagher, D.W.; Jalali-Araghi, K. *J. Org. Chem.* **1989**, *54*, 1430.

³⁵¹Diaper, D.G.M.; Mitchell, D.L. *Can. J. Chem.* **1962**, *40*, 1189; Benton, F.L.; Kiess, A.A. *J. Org. Chem.* **1960**, *25*, 470; Pollart, K.A.; Miller, R.E. *J. Org. Chem.* **1962**, *27*, 2392; White, R.W.; King, S.W.; O'Brien, J.L. *Tetrahedron Lett.* **1971**, 3591.

³⁵²Neumeister, J.; Keul, H.; Saxena, M.P.; Griesbaum, K. *Angew. Chem. Int. Ed.* **1978**, *17*, 939. See also, Schreiber, S.L.; Claus, R.E.; Reagan, J. *Tetrahedron Lett.* **1982**, *23*, 3867; Cardinale, G.; Grimelikhuyzen, J.C.; Laan, J.A.M.; Ward, J.P. *Tetrahedron* **1984**, *40*, 1881.

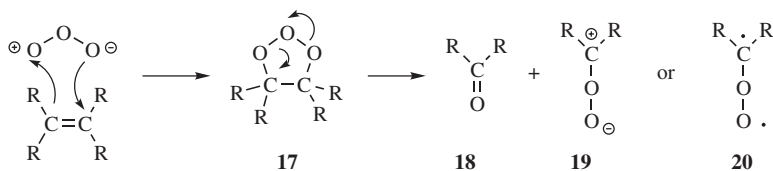
³⁵³Pryor, W.A.; Giamalva, D.; Church, D.F. *J. Am. Chem. Soc.* **1985**, *107*, 2793.

³⁵⁴See, for example, Bailey, P.S.; Lane, A.G. *J. Am. Chem. Soc.* **1967**, *89*, 4473; Gillies, C.W. *J. Am. Chem. Soc.* **1975**, *97*, 1276; Bailey, P.S.; Hwang, H.H.; Chiang, C. *J. Org. Chem.* **1985**, *50*, 231.

³⁵⁵For an example, see Barrero, A.F.; Alvarez-Manzaneda, E.J.; Chahboun, R.; Cuerva, J.M.; Segovia, A. *Synlett.* **2000**, 1269.

³⁵⁶For a discussion of the mechanism of ozonolysis of triple bonds, see Pryor, W.A.; Govindan, C.K.; Church, D.F. *J. Am. Chem. Soc.* **1982**, *104*, 7563.

since ozone is an electrophilic agent³⁵⁷ and prefers double to triple bonds (p. 1017). Compounds that contain triple bonds generally give carboxylic acids, although sometimes ozone oxidizes them to α -diketones (**19-26**). Aromatic compounds are also attacked less readily than alkenes, but have often been cleaved. Aromatic compounds behave as if the double bonds in the Kekulé structures were really there. Thus benzene gives three equivalents of glyoxal (HCOCHO), and *o*-xylene gives a glyoxal/MeCOCHO/MeCOCOME ratio of 3:2:1, which shows that in this case cleavage is statistical. With polycyclic aromatic compounds the site of attack depends on the structure of the molecule and on the solvent.³⁵⁸



Although a large amount of work has been done on the mechanism of ozonization (formation of **16**), not all the details are known. The basic mechanism was formulated by Criegee.³⁵⁹ The first step of the Criegee mechanism³⁶⁰ is a 1,3-dipolar addition (**15-58**) of ozone to the substrate to give the “initial” or “primary” ozonide, the structure of which has been shown to be the 1,2,3-trioxolane, **17**, by microwave and other spectral methods.³⁶¹ A primary ozonide has been trapped.³⁶² However, **17** is highly unstable and cleaves to an aldehyde or ketone (**18**) and an intermediate,³⁶³ which Criegee showed as a zwitterion (**19**), but which may be a diradical (**20**). This compound is usually referred to as a carbonyl oxide.³⁶⁴ The carbonyl oxide (which we will represent as **19**) can then undergo various reactions, three of which lead to normal products. One is a recombination with **18**, the second

³⁵⁷See, for example, Wibaut, J.P.; Sixma, F.L.J. *Recl. Trav. Chim. Pays-Bas* **1952**, *71*, 761; Williamson, D.G.; Cvetanovi, R.J. *J. Am. Chem. Soc.* **1968**, *90*, 4248; Razumovskii, S.D.; Zaikov, G.E. *J. Org. Chem. USSR* **1972**, *8*, 468, 473; Klutsch, G.; Fliszár, S. *Can. J. Chem.* **1972**, *50*, 2841.

³⁵⁸Dobinson, F.; Bailey, P.S. *Tetrahedron Lett.* **1960** (No. 13) 14; O'Murcu, C. *Synthesis* **1989**, 880.

³⁵⁹For reviews, see Kuczkowski, R.L. *Acc. Chem. Res.* **1983**, *16*, 42; Razumovskii, S.D.; Zaikov, G.E. *Russ. Chem. Rev.* **1980**, *49*, 1163; Criegee, R. *Angew. Chem. Int. Ed.* **1975**, *14*, 745; Murray, R.W. *Acc. Chem. Res.* **1968**, *1*, 313.

³⁶⁰For a modified-Criegee mechanism, see Ponec, R.; Yuzhakov, G.; Haas, Y.; Samuni, U. *J. Org. Chem.* **1997**, *62*, 2757.

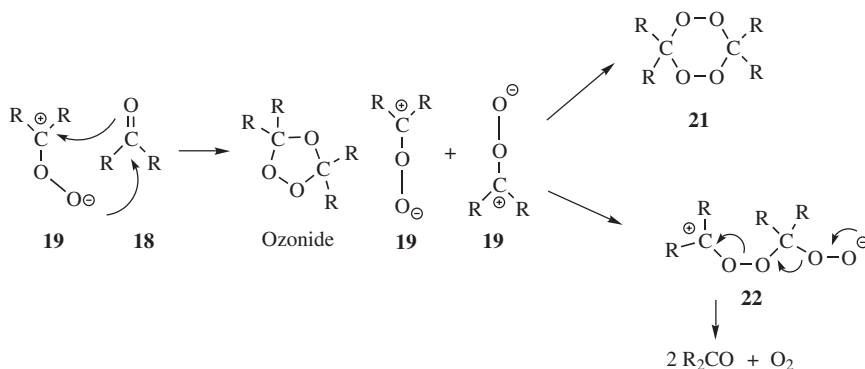
³⁶¹Gillies, J.Z.; Gillies, C.W.; Suenram, R.D.; Lovas, F.J. *J. Am. Chem. Soc.* **1988**, *110*, 7991. See also, Criegee, R.; Schröder, G. *Chem. Ber.* **1960**, *93*, 689; Durham, L.J.; Greenwood, F.L. *J. Org. Chem.* **1968**, *33*, 1629; Bailey, P.S.; Carter, Jr., T.P.; Fischer, C.M.; Thompson, J.A. *Can. J. Chem.* **1973**, *51*, 1278; Hisatsune, I.C.; Shinoda, K.; Heicklen, J. *J. Am. Chem. Soc.* **1979**, *101*, 2524; Mile, B.; Morris, G.W.; Alcock, W.G. *J. Chem. Soc. Perkin Trans. 2* **1979**, 1644; Kohlmeier, C.K.; Andrews, L. *J. Am. Chem. Soc.* **1981**, *103*, 2578; McGarrity, J.F.; Prodollet, J. *J. Org. Chem.* **1984**, *49*, 4465.

³⁶²Jung, M.E.; Davidov, P. *Org. Lett.* **2001**, *3*, 627.

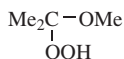
³⁶³A Criegee intermediate has been detected for the ozonolysis of 2-butene; see Fajgar, R.; Vítek, J.; Haas, Y.; Pola, J. *Tetrahedron Lett.* **1996**, *37*, 3391.

³⁶⁴For reviews of carbonyl oxides, see Sander, W. *Angew. Chem. Int. Ed.* **1990**, *29*, 344; Brunelle, W.H. *Chem. Rev.* **1991**, *91*, 335.

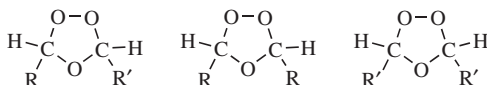
a dimerization to the bis(peroxide) **21**, and the third a kind of dimerization to **22**.³⁶⁵ If the first path is taken (this is normally



possible only if **15** is an aldehyde; most ketones do not do this³⁶⁶) the product is an ozonide (a 1,2,4-trioxolane),³⁶⁷ and hydrolysis of the ozonide gives the normal products. If **21** is formed, hydrolysis of it gives one of the products, and, of course, **18**, which then does not undergo further reaction, is the other. Intermediate **22**, if formed, can decompose directly, as shown, to give the normal products and oxygen. In protic solvents, **19** is converted to a hydroperoxide, and these have been isolated, for example,



from $\text{Me}_2\text{C}=\text{CMe}_2$ in methanol. Further evidence for the mechanism is that **21** can be isolated in some cases, for example, from $\text{Me}_2\text{C}=\text{CMe}_2$. But perhaps the most impressive evidence comes from the detection of cross-products. In the Criegee mechanism, the two parts of the original alkene break apart and then recombine to form the ozonide. In the case of an unsymmetrical alkene, $\text{RCH}=\text{CHR}'$, there should be three ozonides:

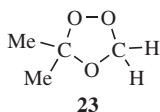


³⁶⁵Fliszár, S.; Chylińska, J.B. *Can. J. Chem.* **1967**, *45*, 29; **1968**, *46*, 783.

³⁶⁶It follows that tetrasubstituted alkenes do not normally give ozonides. However, they do give the normal cleavage products (ketones) by the other pathways. For the preparation of ozonides from tetrasubstituted alkenes by ozonolysis on polyethylene, see Griesbaum, K.; Volpp, W.; Greinert, R.; Greunig, H.; Schmid, J.; Henke, H. *J. Org. Chem.* **1989**, *54*, 383.

³⁶⁷Kamata, M.; Komatsu, K.I.; Akaba, R. *Tetrahedron Lett.* **2001**, *42*, 9203. For a report of an isolable ozonide, see dos Santos, C.; de Rosso, C.R.S.; Imamura, P.M. *Synth. Commun.* **1999**, *29*, 1903.

since there are two different aldehydes **18** and two different species **19**, and these can recombine in the three ways shown. Actually *six* ozonides, corresponding to the *cis* and *trans* forms of these three, were isolated and characterized for methyl oleate.³⁶⁸ Similar results have been reported for smaller alkenes, for example, 2-pentene, 4-nonene, and even 2-methyl-2-pentene.³⁶⁹ The last-mentioned case is especially interesting, since it is quite plausible that this compound would cleave in only one way, so that only one ozonide (in *cis* and *trans* versions) would be found; but this is not so, and three were found for this case too. However, terminal alkenes give little or no cross-ozonide formation.³⁷⁰ In general, the less alkylated end of the alkene tends to go to **18** and the other to **19**. Still other evidence³⁷¹ for the Criegee mechanism is (1) When $\text{Me}_2\text{C}=\text{CMe}_2$ was ozonized in the presence of



HCHO , the ozonide **23** could be isolated;³⁷² (2) **19** prepared in an entirely different manner (photooxidation of diazo compounds), reacted with aldehydes to give ozonides;³⁷³ and (3) *cis*- and *trans*-alkenes generally give the same ozonide, which would be expected if they cleave first.³⁷⁴ However, this was not true for $\text{Me}_3\text{CCH}=\text{CHCMe}_3$, where the *cis*-alkene gave the *cis*-ozonide (chiefly), and the *trans* gave the *trans*.³⁷⁵ The latter result is not compatible with the Criegee mechanism. Also incompatible with the Criegee mechanism was the finding that the *cis*/*trans* ratios of symmetrical (cross) ozonides obtained from *cis*- and *trans*-4-methyl-2-pentene were not the same.³⁷⁶

³⁶⁸Riezebos, G.; Grimmelikhuisen, J.C.; van Dorp, D.A. *Recl. Trav. Chim. Pays-Bas* **1963**, *82*, 1234; Privett, O.S.; Nickell, E.C. *J. Am. Oil Chem. Soc.* **1964**, *41*, 72.

³⁶⁹Loan, L.D.; Murray, R.W.; Story, P.R. *J. Am. Chem. Soc.* **1965**, *87*, 737; Lorenz, O.; Parks, C.R. *J. Org. Chem.* **1965**, *30*, 1976.

³⁷⁰Murray, R.W.; Williams, G.J. *J. Org. Chem.* **1969**, *34*, 1891.

³⁷¹For further evidence, see Mori, M.; Nojima, M.; Kusabayashi, S. *J. Am. Chem. Soc.* **1987**, *109*, 4407; Pierrot, M.; El Idrissi, M.; Santelli, M. *Tetrahedron Lett.* **1989**, *30*, 461; Wojciechowski, B.J.; Chiang, C.; Kuczowski, R.L. *J. Org. Chem.* **1990**, *55*, 1120; Paryzek, Z.; Martynow, J.; Swoboda, W. *J. Chem. Soc. Perkin Trans. 1* **1990**, 1220; Murray, R.W.; Morgan, M.M. *J. Org. Chem.* **1991**, *56*, 684, 6123.

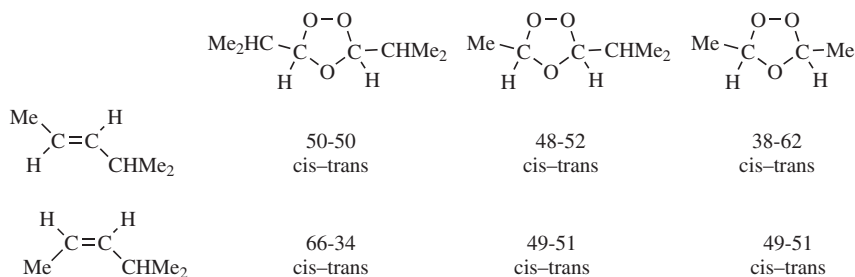
³⁷²Even ketones can react with **19** to form ozonides, provided they are present in large excess: Criegee, R.; Korber, H. *Chem. Ber.* **1971**, *104*, 1812.

³⁷³Murray, R.W.; Suzui, A. *J. Am. Chem. Soc.* **1973**, *95*, 3343; Higley, D.P.; Murray, R.W. *J. Am. Chem. Soc.* **1974**, *96*, 3330.

³⁷⁴See, for example, Murray, R.W.; Williams, G.J. *J. Org. Chem.* **1969**, *34*, 1896.

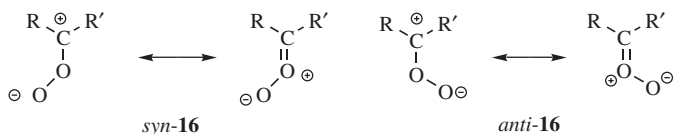
³⁷⁵Schröder, G. *Chem. Ber.* **1962**, *95*, 733; Kolsaker, P. *Acta Chem. Scand. Ser. B* **1978**, *32*, 557.

³⁷⁶Murray, R.W.; Youssefyeh, R.D.; Story, P.R. *J. Am. Chem. Soc.* **1966**, *88*, 3143, 3655; Story, P.R.; Murray, R.W.; Youssefyeh, R.D. *J. Am. Chem. Soc.* **1966**, *88*, 3144. Also see, Greenwood, F.L. *J. Am. Chem. Soc.* **1966**, *88*, 3146; Choe, J.; Srinivasan, M.; Kuczowski, R.L. *J. Am. Chem. Soc.* **1983**, *105*, 4703.



If the Criegee mechanism operated as shown above, the cis/trans ratio for each of the two cross-ozonides would have to be identical for the cis- and trans-alkenes, since in this mechanism they are completely cleaved.

The above stereochemical results have been explained³⁷⁷ on the basis of the Criegee mechanism with the following refinements: (1) The formation of **17** is stereospecific, as expected from a 1,3-dipolar cycloaddition. (2) Once they are formed, **19** and **18** remain attracted to each other, much like an ion pair. (3) Intermediate **19** exists in syn and anti forms, which are produced in different amounts and can hold their shapes, at least for a time. This is



plausible if we remember that a C=O canonical form contributes to the structure of **19**. (4) The combination of **19** and **18** is also a 1,3-dipolar cycloaddition, so configuration is retained in this step too.³⁷⁸

Evidence that the basic Criegee mechanism operates even in these cases comes from ¹⁸O labeling experiments, making use of the fact, mentioned above, that mixed ozonides (e.g., **23**) can be isolated when an external aldehyde is added. Both the normal and modified Criegee mechanisms predict that if ¹⁸O-labeled aldehyde is added to the ozonolysis mixture, the label will appear in the ether oxygen (see the reaction between **19** and **18**), and this is what is found.³⁷⁹ There is evidence that the *anti-19* couples much more readily than the *syn-19*.³⁸⁰

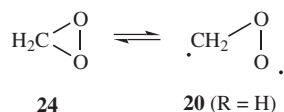
³⁷⁷Bauld, N.L.; Thompson, J.A.; Hudson, C.E.; Bailey, P.S. *J. Am. Chem. Soc.* **1968**, *90*, 1822; Bailey, P.S.; Ferrell, T.M. *J. Am. Chem. Soc.* **1978**, *100*, 899; Keul, H.; Kuczkowski, R.L. *J. Am. Chem. Soc.* **1985**, *50*, 3371.

³⁷⁸For isotope-effect evidence that this step is concerted in some cases, see Choe, J.; Painter, M.K.; Kuczkowski, R.L. *J. Am. Chem. Soc.* **1984**, *106*, 2891. However, there is evidence that it may not always be concerted: See, for example, Murray, R.W.; Su, J. *J. Org. Chem.* **1983**, *48*, 817.

³⁷⁹Bishop, C.E.; Denson, D.D.; Story, P.R. *Tetrahedron Lett.* **1968**, 5739; Fliszár, S.; Carles, J. *J. Am. Chem. Soc.* **1969**, *91*, 2637; Gillies, C.W.; Kuczkowski, R.L. *J. Am. Chem. Soc.* **1972**, *94*, 7609; Higley, D.P.; Murray, R.W. *J. Am. Chem. Soc.* **1976**, *98*, 4526; Mazur, U.; Kuczkowski, R.L. *J. Org. Chem.* **1979**, *44*, 3185.

³⁸⁰Mile, B.; Morris, G.M. *J. Chem. Soc. Chem. Commun.* **1978**, 263.

The ozonolysis of ethylene³⁸¹ in the liquid phase (without a solvent) was shown to take place by the Criegee mechanism.³⁸² This reaction has been used to study the structure of the intermediate **19** or **20**. The compound dioxirane (**24**) was identified in the reaction mixture³⁸³ at low temperatures and is probably in equilibrium with the biradical **20** (R = H). Dioxirane has been produced in solution, but it oxidatively cleaves dialkyl ethers (e.g., Et—O—Et) via a chain radical process,³⁸⁴ so the choice of solvent is important.



Ozonolysis in the gas phase is not generally carried out in the laboratory. However, the reaction is important because it takes place in the atmosphere and contributes to air pollution.³⁸⁵ There is much evidence that the Criegee mechanism operates in the gas phase too, although the products are more complex because of other reactions that also take place.³⁸⁶

OS V, 489, 493; VI, 976; VII, 168; IX, 314. Also see OS IV, 554. For the preparation of ozone, see OS III, 673.

19-10 Oxidative Cleavage of Double Bonds and Aromatic Rings

Oxo-de-alkylidene-bisubstitution, and so on.



Carbon-carbon double bonds can be cleaved by many oxidizing agents,³⁸⁷ the most common of which are neutral or acid permanganate and acid dichromate. The

³⁸¹For a discussion of intermediates in the formation of the ozonide in this reaction, see Samuni, U.; Fraenkel, R.; Haas, Y.; Fajgar, R.; Pola, J. *J. Am. Chem. Soc.* **1996**, *118*, 3687.

³⁸²Fong, G.D.; Kuczkowski, R.L. *J. Am. Chem. Soc.* **1980**, *102*, 4763.

³⁸³Suenram, R.D.; Lovas, F.J. *J. Am. Chem. Soc.* **1978**, *100*, 5117. See, however, Ishiguro, K.; Hirano, Y.; Sawaki, Y. *J. Org. Chem.* **1988**, *53*, 5397.

³⁸⁴Ferrer, M.; Sánchez-Baeza, F.; Casas, J.; Messegue, A. *Tetrahedron Lett.* **1994**, *35*, 2981.

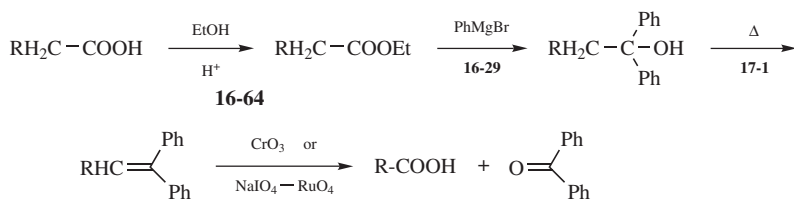
³⁸⁵For a review of the mechanisms of reactions of organic compounds with ozone in the gas phase, see Atkinson, R.; Carter, W.P.L. *Chem. Rev.* **1984**, *84*, 437.

³⁸⁶See Atkinson, R.; Carter, W.P.L. *Chem. Rev.* **1984**, *84*, 437, 452-454; Kühne, H.; Forster, M.; Hulliger, J.; Ruprecht, H.; Bauder, A.; Günthard, H. *Helv. Chim. Acta* **1980**, *63*, 1971; Martinez, R.I.; Herron J.T. *J. Phys. Chem.* **1988**, *92*, 4644.

³⁸⁷For a review of the oxidation of C=C and C=N bonds, see Henry, P.M.; Lange, G.L., in Patai, S. *The Chemistry of Functional Groups, Supplement A* pt. 1, Wiley, NY, **1977**, pp. 965-1098. For a review of oxidative cleavages of C=C double bonds and aromatic rings, see Hudlický, M. *Oxidations in Organic Chemistry*, American Chemical Society, Washington, DC, **1990**, pp. 77-84, 96-98. For reviews with respect to chromium reagents, see Badanyan, Sh.O.; Minasyan, T.T.; Vardapetyan, S.K. *Russ. Chem. Rev.* **1987**, *56*, 740; Cainelli, G.; Cardillo, G. *Chromium Oxidations in Organic Chemistry*, Open Court Pub. Co., La Salle, IL, **1981**, pp. 59-92. For a list of reagents, with references, see Larock, R.C. *Comprehensive Organic Transformations*, 2nd ed., Wiley-VCH, NY, **1999**, p. 1634.

products are generally 2 equivalents of ketone, 2 equivalents of carboxylic acid, or 1 equivalent of each, depending on what groups are attached to the alkene. With ordinary solutions of permanganate or dichromate yields are generally low, and the reaction is seldom a useful synthetic method; but high yields can be obtained by oxidizing with KMnO_4 dissolved in benzene containing the crown ether dicyclohexano-18-crown-6 (see p. 120).³⁸⁸ The crown ether coordinates with K^+ , permitting the KMnO_4 to dissolve in benzene. A mixture of aq. KMnO_4 and NaIO_4 on sand is also effective.³⁸⁹ Another reagent frequently used for synthetic purposes is the *Lemieux-von Rudloff reagent*: HIO_4 containing a trace of MnO_4^- .³⁹⁰ The MnO_4^- is the actual oxidizing agent, being reduced to the manganate stage, and the purpose of the HIO_4 is to reoxidize the manganate back to MnO_4^- . Another reagent that behaves similarly is NaIO_4 -ruthenium tetroxide.³⁹¹ Cyclic alkenes are cleaved to α,ω -diketones, keto-acids or dicarboxylic acids. Cyclic alkenes are cleaved to dialdehydes with $\text{KMnO}_4 \cdot \text{CuSO}_4$ in dichloromethane.³⁹² Hydrogen peroxide on supported heteropolyacid cleaves cyclic alkenes.³⁹³ A combination of $\text{RuCl}_3/\text{HIO}_5$ oxidatively cleaves cyclic alkenes to dicarboxylic acids.³⁹⁴

The *Barbier-Wieland procedure* for decreasing the length of a chain by one carbon involves oxidative cleavage by acid dichromate (NaIO_4 -ruthenium tetroxide has also been used), but this is cleavage of a 1,1-diphenyl alkene, which generally gives good yields:



Addition of a catalytic amount of OsO_4 to Jones reagent (**19-3**) leads to good yields of the carboxylic acid from simple alkenes.³⁹⁵ A combination of Oxone[®] and OsO_4 in DMF cleaves alkenes to carboxylic acids.³⁹⁶ With certain reagents, the oxidation of double bonds can be stopped at the aldehyde stage, and in these cases the products are the same as in the ozonolysis procedure. Among these reagents are

³⁸⁸Sam, D.J.; Simmons, H.E. *J. Am. Chem. Soc.* **1972**, *94*, 4024. See also, Lee, D.G.; Chang, V.S. *J. Org. Chem.* **1978**, *43*, 1532.

³⁸⁹Huang, B.; Gupton, J.T.; Hansen, K.C.; Idoux, J.P. *Synth. Commun.* **1996**, *26*, 165.

³⁹⁰Lemieux, R.U.; Rudloff, E. von *Can. J. Chem.* **1955**, *33*, 1701, 1710; Rudloff, E. von *Can. J. Chem.* **1955**, *33*, 1714; **1956**, *34*, 1413; **1965**, *43*, 1784.

³⁹¹For a review, see Lee, D.G.; van den Engh, M., in Trahanovsky, W.S. *Oxidation in Organic Chemistry*, pt. B, Academic Press, NY, **1973**, pp. 186–192. For the use of NaIO_4 - OsO_4 , see Cainelli, G.; Contento, M.; Manescalchi, F.; Plessi, L. *Synthesis* **1989**, 47.

³⁹²Göksu, S.; Altudda, R.; Sütbeyaz, Y. *Synth. Commun.* **2000**, *30*, 1615.

³⁹³Brooks, C.D.; Huang, L.-c.; McCarron, M.; Johnstone, R.A.W. *Chem. Commun.* **1999**, 37.

³⁹⁴Griffith, W.P.; Shoir, A.G.; Suriaatmaja, M. *Synth. Commun.* **2000**, *30*, 3091.

³⁹⁵Henry, J.R.; Weinreb, S.M. *J. Org. Chem.* **1993**, *58*, 4745.

³⁹⁶Travis, B.R.; Narayan, R.S.; Borhan, B. *J. Am. Chem. Soc.* **2002**, *124*, 3824.

tert-butyl iodoxybenzene,³⁹⁷ KMnO_4 in $\text{THF-H}_2\text{O}$,³⁹⁸ and $\text{NaIO}_4\text{-OsO}_4$.³⁹⁹ Electrolysis with LiClO_4 in aqueous acetonitrile also cleaves alkenes to give the aldehyde.⁴⁰⁰ Enol ethers, RC(OR')=CH_2 , have been cleaved to carboxylic esters, RC(OR')=O , by atmospheric oxygen.⁴⁰¹

Cleavage of alkynes is generally rather difficult, but treatment of internal alkynes with an excess of Oxone[®] with a ruthenium catalyst leads to aliphatic carboxylic acids.⁴⁰²

The mechanism of oxidation probably involves in most cases the initial formation of a glycol (**15-29**) or cyclic ester,⁴⁰³ and then further oxidation as in **19-7**.⁴⁰⁴ In line with the electrophilic attack on the alkene, triple bonds are more resistant to oxidation than double bonds. Terminal triple-bond compounds can be cleaved to carboxylic acids ($\text{RC}\equiv\text{CH} \rightarrow \text{RCOOH}$) with thallium(III) nitrate⁴⁰⁵ or with [bis-(trifluoroacetoxy)iodo]pentafluorobenzene [i.e., $\text{C}_6\text{F}_5\text{I(OCOCF}_3)_2$],⁴⁰⁶ among other reagents.

Aromatic rings can be cleaved with strong enough oxidizing agents. An important laboratory reagent for this purpose is ruthenium tetroxide along with a co-oxidant, such as NaIO_4 or NaOCl (household bleach can be used).⁴⁰⁷ Examples⁴⁰⁸ are the oxidation of naphthalene to phthalic acid⁴⁰⁹ and, even more remarkably, of cyclohexylbenzene to cyclohexanecarboxylic acid⁴¹⁰ (note the contrast with **19-11**). The latter conversion was also accomplished with ozone.⁴¹¹ Another reagent that oxidizes aromatic rings is air catalyzed by V_2O_5 . The oxidations of naphthalene to phthalic anhydride and of benzene to maleic anhydride by this reagent are

³⁹⁷Ranganathan, S.; Ranganathan, D.; Singh, S.K. *Tetrahedron Lett.* **1985**, 26, 4955.

³⁹⁸Viski, P.; Szeverényi, Z.; Simándi, L.I. *J. Org. Chem.* **1986**, 51, 3213.

³⁹⁹Pappo, R.; Allen Jr., D.S.; Lemieux, R.U.; Johnson, W.S. *J. Org. Chem.* **1956**, 21, 478.

⁴⁰⁰Maki, S.; Niwa, H.; Hirano, T. *Synlett* **1997**, 1385.

⁴⁰¹Taylor, R. *J. Chem. Res. (S)* **1987**, 178. For a similar oxidation with RuO_4 , see Torii, S.; Inokuchi, T.; Kondo, K. *J. Org. Chem.* **1985**, 50, 4980.

⁴⁰²Yang, D.; Chen, F.; Dong, Z.-M.; Zhang, D.-W. *J. Org. Chem.* **2004**, 69, 2221.

⁴⁰³See, for example, Lee, D.G.; Spitzer, U.A. *J. Org. Chem.* **1976**, 41, 3644; Lee, D.G.; Chang, V.S.; Helliwell, S. *J. Org. Chem.* **1976**, 41, 3644, 3646.

⁴⁰⁴There is evidence that oxidation with Cr(VI) in aqueous acetic acid involves an epoxide intermediate: Roček, J.; Drozd, J.C. *J. Am. Chem. Soc.* **1970**, 92, 6668.

⁴⁰⁵McKillop, A.; Oldenziel, O.H.; Swann, B.P.; Taylor, E.C.; Robey, R.L. *J. Am. Chem. Soc.* **1973**, 95, 1296.

⁴⁰⁶Moriarty, R.M.; Penmasta, R.; Awasthi, A.K.; Prakash, I. *J. Org. Chem.* **1988**, 53, 6124.

⁴⁰⁷Ruthenium tetroxide is an expensive reagent, but the cost can be greatly reduced by the use of an inexpensive cooxidant, such as NaOCl , the function of which is to oxidize RuO_2 back to ruthenium tetroxide.

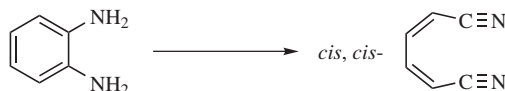
⁴⁰⁸For other examples, see Piatak, D.M.; Herbst, G.; Wicha, J.; Caspi, E. *J. Org. Chem.* **1969**, 34, 116; Wolfe, S.; Hasan, S.K.; Campbell, J.R. *Chem. Commun.* **1970**, 1420; Ayres, D.C.; Hossain, A.M.M. *Chem. Commun.* **1972**, 428; Nuñez, M.T.; Martín, V.S. *J. Org. Chem.* **1990**, 55, 1928.

⁴⁰⁹Spitzer, U.A.; Lee, D.G. *J. Org. Chem.* **1974**, 39, 2468.

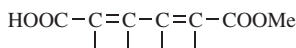
⁴¹⁰Caputo, J.A.; Fuchs, R. *Tetrahedron Lett.* **1967**, 4729.

⁴¹¹Klein, H.; Steinmetz, A. *Tetrahedron Lett.* **1975**, 4249. For other reagents that convert an aromatic ring to COOH and leave alkyl groups untouched, see Deno, N.C.; Greigger, B.A.; Messer, L.A.; Meyer, M.D.; Stroud, S.G. *Tetrahedron Lett.* **1977**, 1703; Liotta, R.; Hoff, W.S. *J. Org. Chem.* **1980**, 45, 2887; Chakraborti, A.K.; Ghatak, U.R. *J. Chem. Soc. Perkin Trans. 1* **1985**, 2605.

important industrial procedures.⁴¹² *o*-Diamines have been oxidized with nickel peroxide, with lead tetraacetate,⁴¹³ and with O₂ catalyzed by CuCl:⁴¹⁴



The last-named reagent also cleaves *o*-dihydroxybenzenes (catechols) to give, in the presence of MeOH, the mono-methylated dicarboxylic acids.⁴¹⁵

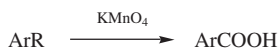


Enamines (R'₂C=NR₂) are oxidatively cleaved with potassium dichromate in sulfuric acid to the ketone (R'₂C=O).⁴¹⁶

OS II, 53, 523; III, 39, 234, 449; IV, 136, 484, 824; V, 393; VI, 662, 690; VII, 397; VIII, 377, 490; IX, 530. Also see, OS II, 551.

19-11 Oxidation of Aromatic Side Chains

Oxo,hydroxy-de-dihydro,methyl-tersubstitution



Alkyl chains on aromatic rings can be oxidized to COOH groups by many oxidizing agents, including permanganate, nitric acid, and acid dichromate.⁴¹⁷ The method is most often applied to the methyl group, although longer side chains can also be cleaved. However, tertiary alkyl groups are resistant to oxidation, and when they *are* oxidized, ring cleavage usually occurs too.⁴¹⁸ It is usually difficult to oxidize an R group on a fused aromatic system without cleaving the ring or oxidizing it to a quinone (**19-19**). However, this has been done (e.g., 2-methylnaphthalene was converted to 2-naphthoic acid) with aqueous Na₂Cr₂O₇.⁴¹⁹ Aryl methyl groups are oxidized to aryl COOH with NaOCl in acetonitrile,⁴²⁰ or with NBS in aq. NaOH under photochemical conditions.⁴²¹ Functional groups can be present anywhere on the side chain and, if in the α position, greatly increase the ease of oxidation. An exception is an phenyl group. In such cases, the reaction stops at the diaryl ketone stage. Molecules containing aryl groups on different carbons cleave so that each

⁴¹²For a review, see Pyatnitskii, Yu.I. *Russ. Chem. Rev.* **1976**, 45, 762.

⁴¹³Nakagawa, K.; Onoue, H. *Tetrahedron Lett.* **1965**, 1433; *Chem. Commun.* **1966**, 396.

⁴¹⁴Kajimoto, T.; Takahashi, H.; Tsuji, J. *J. Org. Chem.* **1976**, 41, 1389.

⁴¹⁵Tsuji, J.; Takayanag, H. *Tetrahedron* **1978**, 34, 641; Bankston, D. *Org. Synth.* 66, 180.

⁴¹⁶Harris, C.E.; Lee, L.Y.; Dorr, H.; Singaram, B. *Tetrahedron Lett.* **1995**, 36, 2921.

⁴¹⁷For many examples, see Hudlický, M. *Oxidations in Organic Chemistry*, American Chemical Society, Washington, DC, **1990**, pp. 105-109; Lee, D.G. *The Oxidation of Organic Compounds by Permanganate Ion and Hexavalent Chromium*, Open-Court Pub. Co., La Salle, IL, **1980**, pp. 43-64. For a review with chromium oxidizing agents, see Cainelli, G.; Cardillo, G. *Chromium Oxidations in Organic Chemistry*, Open Court Publishing Co., La Salle, IL, **1981**, pp. 23-33.

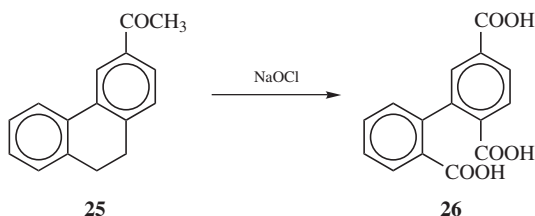
⁴¹⁸Brandenberger, S.G.; Maas, L.W.; Dvoretzky, I. *J. Am. Chem. Soc.* **1961**, 83, 2146.

⁴¹⁹Friedman, L.; Fishel, D.L.; Shechter, H. *J. Org. Chem.* **1965**, 30, 1453.

⁴²⁰Yamazaki, S. *Synth. Commun.* **1999**, 29, 2211.

⁴²¹Itoh, A.; Kodama, T.; Hashimoto, S.; Masaki, Y. *Synthesis* **2003**, 2289.

ring gets one carbon atom, as in the cleavage of the 9,10-bond of dihydrophenanthrenes **25** to **26**.



It is possible to oxidize only one alkyl group of a ring that contains more than one. The order of reactivity⁴²² toward most reagents is $\text{CH}_2\text{Ar} > \text{CHR}_2 > \text{CH}_2\text{R} > \text{CH}_3$.⁴²³ Groups on the ring susceptible to oxidation (OH, NHR, NH_2 , etc.) must be protected. The oxidation can be performed with oxygen, in which case it is auto-oxidation, and the mechanism is like that in **14-7**, with a hydroperoxide intermediate. With this procedure it is possible to isolate ketones from ArCH_2R , and this is often done.⁴²⁴

The mechanism has been studied for the closely related reaction: $\text{Ar}_2\text{CH}_2 + \text{CrO}_3 \rightarrow \text{Ar}_2\text{C=O}$.⁴²⁵ A deuterium isotope effect of 6.4 was found, indicating that the rate-determining step is either $\text{Ar}_2\text{CH}_2 \rightarrow \text{Ar}_2\text{CH}\cdot$ or $\text{Ar}_2\text{CH}_2 \rightarrow \text{Ar}_2\text{CH}^+$. Either way this explains why tertiary groups are not converted to COOH and why the reactivity order is $\text{CHR}_2 > \text{CH}_2\text{R} > \text{CH}_3$, as mentioned above. Both free radicals and carbocations exhibit this order of stability (Chapter 5). The two possibilities are examples of categories 2 and 3 (p. 1706). Just how the radical or the cation goes on to the product is not known.

When the alkyl group is one oxidizable to COOH (**19-11**), cupric salts are oxidizing agents, and the OH group is found in a position ortho to that occupied by the alkyl group.⁴²⁶ This reaction is used industrially to convert toluene to phenol.

In another kind of reaction, an aromatic aldehyde ArCHO or ketone ArCOR' is converted to a phenol ArOH on treatment with alkaline H_2O_2 ,⁴²⁷ but there must be an OH or NH_2 group in the ortho or para position. This is called the *Dakin reaction*.⁴²⁸ The mechanism may be similar to that of the Baeyer–Villiger reaction (**18-19**).⁴²⁹

⁴²²Oxidation with Co(III) is an exception. The methyl group is oxidized in preference to the other alkyl groups: Onopchenko, A.; Schulz, J.G.D.; Seekircher, R. *J. Org. Chem.* **1972**, *37*, 1414.

⁴²³For example, see Foster, G.; Hickinbottom, W.J. *J. Chem. Soc.* **1960**, 680; Ferguson, L.N.; Wims, A.I. *J. Org. Chem.* **1960**, *25*, 668.

⁴²⁴For a review, see Pines, H.; Stalick, W.M. *Base-Catalyzed Reactions of Hydrocarbons and Related Compounds*, Academic Press, NY, **1977**, pp. 508–543.

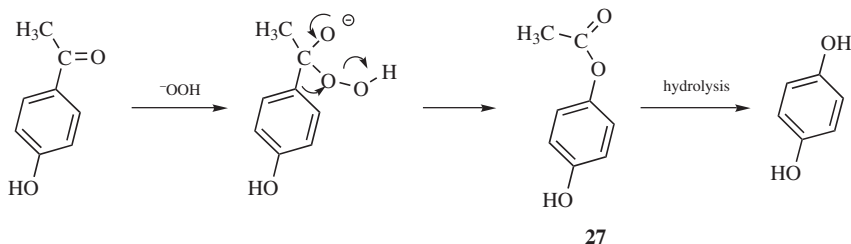
⁴²⁵Wiberg, K.B.; Evans, R.J. *Tetrahedron* **1960**, *8*, 313.

⁴²⁶Kaeding, W.W. *J. Org. Chem.* **1961**, *26*, 3144. For a discussion, see Lee, D.G.; van den Engh, M., in Trahanovsky, W.S. *Oxidation in Organic Chemistry*, pt. B, Academic Press, NY, **1973**, pp. 91–94.

⁴²⁷For a convenient procedure, see Hocking, M.B. *Can. J. Chem.* **1973**, *51*, 2384.

⁴²⁸See Schubert, W.M.; Kintner, R.R., in Patai, S. *The Chemistry of the Carbonyl Group*, Vol. 1, Wiley, NY, **1966**, pp. 749–752.

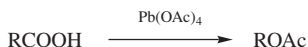
⁴²⁹For a discussion, see Hocking, M.B.; Bhandari, K.; Shell, B.; Smyth, T.A. *J. Org. Chem.* **1982**, *47*, 4208.



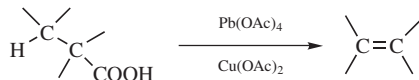
The intermediate **27** has been isolated.⁴³⁰ The reaction has been performed on aromatic aldehydes with an alkoxy group in the ring, and no OH or NH₂. In this case, acidic H₂O₂ was used.⁴³¹ The Dakin reaction has been done in ionic liquids.⁴³²

OS I, 159, 385, 392, 543; II, 135, 428; III, 334, 420, 740, 791, 820, 822; V, 617, 810. Also see, OS I, 149; III, 759.

19-12 Oxidative Decarboxylation Acetoxy-de-carboxy-substitution



Hydro-carboxyl-elimination



Carboxylic acids can be decarboxylated⁴³³ with lead tetraacetate to give a variety of products, among them the ester ROAc (formed by replacement of COOH by an acetoxy group), the alkane RH (see **12-40**), and, if α, β hydrogen is present, the alkene formed by elimination of H and COOH, as well as numerous other products arising from rearrangements, internal cyclizations,⁴³⁴ and reactions with solvent molecules. When R is tertiary, the chief product is usually the alkene, which is often obtained in good yield. High yields of alkenes can also be obtained when R is primary or secondary, in this case by the use of Cu(OAc)₂ along with the Pb(OAc)₄.⁴³⁵ In the absence of Cu(OAc)₂, primary acids give mostly alkanes (though yields are

⁴³⁰Hocking, M.B.; Ko, M.; Smyth, T.A. *Can. J. Chem.* **1978**, *56*, 2646.

⁴³¹Matsumoto, M.; Kobayashi, H.; Hotta, Y. *J. Org. Chem.* **1984**, *49*, 4740.

⁴³²In bmim PF₆, 1-butyl-3-methylimidazolium hexafluorophosphate; Zambrano, J.L.; Dorta, R. *Synlett* **2003**, 1545.

⁴³³For reviews, see Serguchev, Yu.A.; Beletskaya, I.P. *Russ. Chem. Rev.* **1980**, *49*, 1119; Sheldon, R.A.; Kochi, J.K. *Org. React.* **1972**, *19*, 279.

⁴³⁴For examples, see Moriarty, R.M.; Walsh, H.G.; Gopal, H. *Tetrahedron Lett.* **1966**, 4363; Davies, D.I.; Waring, C. *J. Chem. Soc. C* **1968**, 1865, 2337.

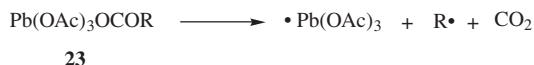
⁴³⁵Bacha, J.D.; Kochi, J.K. *Tetrahedron* **1968**, *24*, 2215; Ogibin, Yu.N.; Katzin, M.I.; Nikishin, G.I. *Synthesis* **1974**, 889.

generally low) and secondary acids may give carboxylic esters or alkenes. Carboxylic esters have been obtained in good yields from some secondary acids, from β,γ -unsaturated acids, and from acids in which R is a benzylic group. Other oxidizing agents,⁴³⁶ including Co(III), Ag(II), Mn(III), and Ce(IV), have also been used to effect oxidative decarboxylation.⁴³⁷

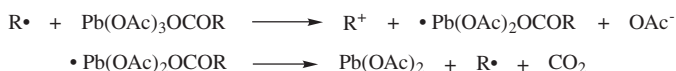
The mechanism with lead tetraacetate is generally accepted to be of the free-radical type.⁴³⁸ First, there is an interchange of ester groups:



There follows a free-radical chain mechanism (shown for **28** although **29** and other lead esters can behave similarly)

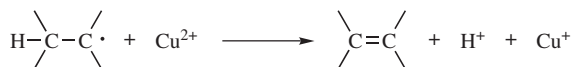


Initiation



Propagation

Products can then be formed either from $\text{R}\bullet$ or R^+ . Primary $\text{R}\bullet$ abstract H from solvent molecules to give RH. R^+ can lose H^+ to give an alkene, react with HOAc to give the carboxylic ester, react with solvent molecules or with another functional group in the same molecule, or rearrange, thus accounting for the large number of possible products. The $\text{R}\bullet$ group can also dimerize to give RR. The effect of Cu^{2+} ions⁴³⁹ is to oxidize the radicals to alkenes, thus producing good yields of alkenes from primary and secondary substrates. The Cu^{2+} ion has no effect on tertiary radicals, because these are efficiently oxidized to alkenes by lead tetraacetate.



⁴³⁶For references, see Trahanovsky, W.S.; Cramer, J.; Brixius, D.W. *J. Am. Chem. Soc.* **1974**, *96*, 1077; Kochi, J.K. *Organometallic Mechanisms and Catalysis*, Academic Press, NY, **1978**, pp. 99–106. See also, Dessau, R.M.; Heiba, E.I. *J. Org. Chem.* **1975**, *40*, 3647; Fristad, W.E.; Fry, M.A.; Klang, J.A. *J. Org. Chem.* **1983**, *48*, 3575; Barton, D.H.R.; Crich, D.; Motherwell, W.B. *J. Chem. Soc. Chem. Commun.* **1984**, 242; Toussaint, O.; Capdevielle, P.; Maumy, M. *Tetrahedron Lett.* **1984**, *25*, 3819.

⁴³⁷For another method, see Barton, D.H.R.; Bridon, D.; Zard, S.Z. *Tetrahedron* **1989**, *45*, 2615.

⁴³⁸Starnes, Jr., W.H. *J. Am. Chem. Soc.* **1964**, *86*, 5603; Davies, D.I.; Waring, C. *Chem. Commun.* **1965**, 263; Kochi, J.K.; Bacha, J.D.; Bethea III, T.W. *J. Am. Chem. Soc.* **1967**, *89*, 6538; Cantello, B.C.C.; Mellor, J.M.; Scholes, G. *J. Chem. Soc. Perkin Trans. 2*, **1974**, 348; Beckwith, A.L.J.; Cross, R.T.; Gream, G.E. *Aust. J. Chem.* **1974**, *27*, 1673, 1693.

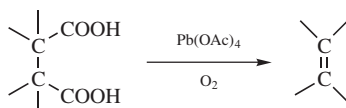
⁴³⁹Bacha, J.D.; Kochi, J.K. *J. Org. Chem.* **1968**, *33*, 83; Kochi, J.K.; Bacha, J.D. *J. Org. Chem.* **1968**, *33*, 2746; Torssell, K. *Ark. Kemi*, **1970**, *31*, 401.

In another type of oxidative decarboxylation, arylacetic acids can be oxidized to aldehydes with one less carbon ($\text{ArCH}_2\text{COOH} \rightarrow \text{ArCHO}$) by tetrabutylammonium periodate.⁴⁴⁰ Simple aliphatic carboxylic acids were converted to nitriles with one less carbon ($\text{RCH}_2\text{COOH} \rightarrow \text{RC}\equiv\text{N}$) by treatment with trifluoroacetic anhydride and NaNO_2 in F_3CCOOH .⁴⁴¹

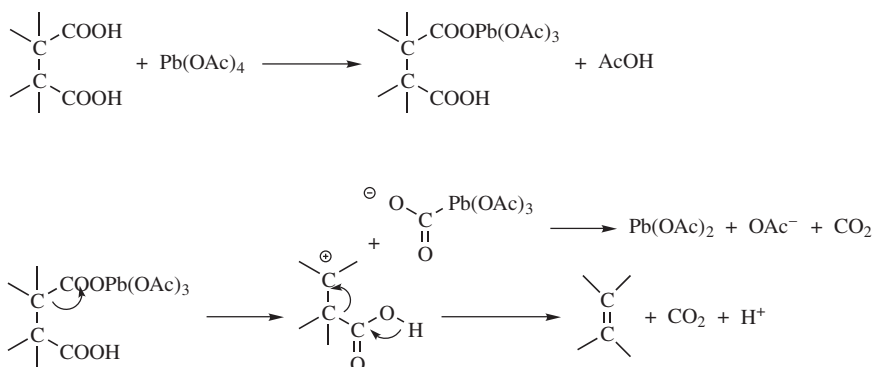
See also, 14-37.

19-13 Bisdecarboxylation

Dicarboxy-elimination



Compounds containing carboxyl groups on adjacent carbons (succinic acid derivatives) can be bisdecarboxylated with lead tetraacetate in the presence of O_2 .⁴³³ The reaction is of wide scope. The elimination is stereoselective, but not stereospecific (both *meso*- and *dl*-2,3-diphenylsuccinic acid gave *trans*-stilbene);⁴⁴² a concerted mechanism is thus unlikely. The following mechanism is not inconsistent with the data:



though a free-radical mechanism seems to hold in some cases. Bis(decarboxylation) of succinic acid derivatives to give alkenes⁴⁴³ has also been carried out by other methods, including treatment of the corresponding anhydrides with nickel, iron,

⁴⁴⁰Santiello, E.; Ponti, F.; Manzocchi, A. *Tetrahedron Lett.* **1980**, 21, 2655. For other methods of accomplishing this and similar conversions, see Cohen, H.; Song, I.H.; Fager, J.H.; Deets, G.L. *J. Am. Chem. Soc.* **1967**, 89, 4968; Wasserman, H.H.; Lipshutz, B.H. *Tetrahedron Lett.* **1975**, 4611; Kaberia, F.; Vickery, B. *J. Chem. Soc. Chem. Commun.* **1978**, 459; Doleschall, G.; Tóth, G. *Tetrahedron* **1980**, 36, 1649.

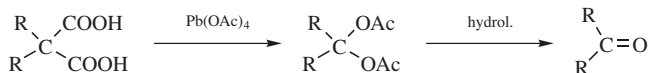
⁴⁴¹Smushkevich, Yu.I.; Usorov, M.I.; Suvorov, N.N. *J. Org. Chem. USSR* **1975**, 11, 653.

⁴⁴²Corey, E.J.; Casanova, J. *J. Am. Chem. Soc.* **1963**, 85, 165.

⁴⁴³For a review, see De Lucchi, O.; Modena, G. *Tetrahedron* **1984**, 40, 2585, 2591-2608.

or rhodium complexes,⁴⁴⁴ by decomposition of the corresponding bis(peroxyesters),⁴⁴⁵ and electrolytically.⁴⁴⁶

Compounds containing geminal carboxyl groups (disubstituted malonic acid derivatives) can also be bisdecarboxylated with lead tetraacetate,⁴⁴⁷ *gem*-diacetates (acylals) being produced, which are easily hydrolyzable to ketones:⁴⁴⁸

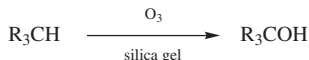


A related reaction involves α -substituted aryl nitriles having a sufficiently acidic α hydrogen, which can be converted to ketones by oxidation with air under phase transfer conditions.⁴⁴⁹ The nitrile is added to NaOH in benzene or DMSO containing a catalytic amount of triethylbenzylammonium chloride (TEBA).⁴⁵⁰ This reaction could not be applied to aliphatic nitriles, but an indirect method for achieving this conversion is given in **19-60**. α -Dialkylamino nitriles can be converted to ketones, $\text{R}_2\text{C}(\text{NMe}_2)\text{CN} \rightarrow \text{R}_2\text{C}=\text{O}$, by hydrolysis with CuSO_4 in aqueous methanol⁴⁵¹ or by autoxidation in the presence of *t*-BuOK.⁴⁵²

C. Reactions Involving Replacement of Hydrogen by Heteroatoms

19-14 Hydroxylation at an Aliphatic Carbon

Hydroxylation or Hydroxy-de-hydrogenation



Compounds containing susceptible C—H bonds can be oxidized to alcohols.⁴⁵³ Nearly always, the C—H bond involved is tertiary, so the product is a tertiary alcohol. This is partly because tertiary C—H bonds are more susceptible to free-radical attack than primary and secondary bonds and partly because the reagents involved

⁴⁴⁴Trost, B.M.; Chen, E.N. *Tetrahedron Lett.* **1971**, 2603.

⁴⁴⁵Cain, E.N.; Vukov, R.; Masamune, S. *Chem. Commun.* **1969**, 98.

⁴⁴⁶Plieninger, H.; Lehnert, W. *Chem. Ber.* **1967**, *100*, 2427; Radlick, P.; Klem, R.; Spurlock, S.; Sims, J.J.; van Tamelen, E.E.; Whitesides, T. *Tetrahedron Lett.* **1968**, 5117; Westberg, H.H.; Dauben Jr., H.J. *Tetrahedron Lett.* **1968**, 5123. For additional references, see Fry, A.J. *Synthetic Organic Electrochemistry*, 2nd ed., Wiley, NY, **1989**, pp. 253–254.

⁴⁴⁷For a similar reaction with ceric ammonium nitrate, see Salomon, R.G.; Roy, S.; Salomon, R.G. *Tetrahedron Lett.* **1988**, *29*, 769.

⁴⁴⁸Tufariello, J.J.; Kissel, W.J. *Tetrahedron Lett.* **1966**, 6145.

⁴⁴⁹For other methods of achieving this conversion, with references, see Larock, R.C. *Comprehensive Organic Transformations*, 2nd ed., Wiley-VCH, NY, **1999**, p. 1260.

⁴⁵⁰Masuyama, Y.; Ueno, Y.; Okawara, M. *Chem. Lett.* **1977**, 1439; Donetti, A.; Boniardi, O.; Ezhaya, A. *Synthesis* **1980**, 1009; Kulp, S.S.; McGee, M.J. *J. Org. Chem.* **1983**, *48*, 4097.

⁴⁵¹Büchi, G.; Liang, P.H.; Wüest, H. *Tetrahedron Lett.* **1978**, 2763.

⁴⁵²Chuang, T.; Yang, C.; Chang, C.; Fang, J. *Synlett* **1990**, 733.

⁴⁵³For reviews, see Chinn, L.J. *Selection of Oxidants in Synthesis*, Marcel Dekker, NY, **1971**, pp. 7–11; Lee, D.G., in Augustine, R.L. *Oxidation*, Vol. 1, Marcel Dekker, NY, **1969**, pp. 2–6. For a monograph on all types of alkane activation, see Hill, C.L. *Activation and Functionalization of Alkanes*, Wiley, NY, **1989**.

would oxidize primary and secondary alcohols further. In the best method, the reagent is ozone and the substrate is absorbed on silica gel.⁴⁵⁴ Yields as high as 99% have been obtained by this method. Other reagents are chromic acid,⁴⁵⁵ potassium hydrogen persulfate (KHSO₅),⁴⁵⁶ ruthenium tetroxide (RuO₄),⁴⁵⁷ 2,6-dichloropyridine *N*-oxide with a ruthenium catalyst,⁴⁵⁸ thallium acetate,⁴⁵⁹ sodium chlorite (NaClO₂) with a metalloporphyrin catalyst,⁴⁶⁰ and certain peroxybenzoic acids.⁴⁶¹ Alkanes and cycloalkanes have been oxidized at secondary positions, to a mixture of alcohols and trifluoroacetates, by 30% aq. H₂O₂ in trifluoroacetic acid.⁴⁶² This reagent does not oxidize the alcohols further and ketones are not found. As in the case of chlorination with *N*-haloamines and sulfuric acid (see **14-1**), the ω - 1 position is the most favored. Another reagent⁴⁶³ that oxidizes secondary positions is iodosylbenzene, catalyzed by Fe^{III}-porphyrin catalysts.⁴⁶⁴ Use of an optically active Fe^{III}-porphyrin gave enantioselective hydroxylation, with moderate ee.⁴⁶⁵

When chromic acid is the reagent, the mechanism is probably as follows: a Cr⁶⁺ species abstracts a hydrogen to give R₃C•, which is held in a solvent cage near the resulting Cr⁵⁺ species. The two species then combine to give R₃COCr⁴⁺, which is hydrolyzed to the alcohol. This mechanism predicts retention of configuration; this is largely observed.⁴⁶⁶ The oxidation by permanganate also involves predominant retention of configuration, and a similar mechanism has been proposed.⁴⁶⁷

Treatment of double-bond compounds with selenium dioxide introduces an OH group into the allylic position (see also, **19-17**).⁴⁶⁸ This reaction also produces conjugated aldehydes in some cases.⁴⁶⁹ Allylic rearrangements are common. There is

⁴⁵⁴Cohen, Z.; Keinan, E.; Mazur, Y.; Varkony, T.H. *J. Org. Chem.* **1975**, *40*, 2141; *Org. Synth.* **VI**, 43; Keinan, E.; Mazur, Y. *Synthesis* **1976**, 523; McKillop, A.; Young, D.W. *Synthesis* **1979**, 401, see pp. 418–419.

⁴⁵⁵For a review, see Cainelli, G.; Cardillo, G. *Chromium Oxidations in Organic Chemistry*, Springer, NY, **1984**, pp. 8–23.

⁴⁵⁶De Poorter, B.; Ricci, M.; Meunier, B. *Tetrahedron Lett.* **1985**, *26*, 4459.

⁴⁵⁷Tenaglia, A.; Terranova, E.; Waegell, B. *Tetrahedron Lett.* **1989**, *30*, 5271; Bakke, J.M.; Braenden, J.E. *Acta Chem. Scand.* **1991**, *45*, 418.

⁴⁵⁸Ohtake, H.; Higuchi, T.; Hirobe, M. *J. Am. Chem. Soc.* **1992**, *114*, 10660.

⁴⁵⁹Lee, J.C.; Park, C.; Choi, Y. *Synth. Commun.* **1997**, *27*, 4079.

⁴⁶⁰Collman, J.P.; Tanaka, H.; Hembre, R.T.; Brauman, J.I. *J. Am. Chem. Soc.* **1990**, *112*, 3689.

⁴⁶¹Schneider, H.; Müller, W. *Angew. Chem. Int. Ed.* **1982**, *21*, 146; *J. Org. Chem.* **1985**, *50*, 4609; Takaishi, N.; Fujikura, Y.; Inamoto, Y. *Synthesis* **1983**, 293; Tori, M.; Sono, M.; Asakawa, Y. *Bull. Chem. Soc. Jpn.* **1985**, *58*, 2669. See also, Querci, C.; Ricci, M. *Tetrahedron Lett.* **1990**, *31*, 1779.

⁴⁶²Deno, N.C.; Jedziniak, E.J.; Messer, L.A.; Meyer, M.D.; Stroud, S.G.; Tomezsko, E.S. *Tetrahedron* **1977**, *33*, 2503.

⁴⁶³For other procedures, see Sharma, S.N.; Sonawane, H.R.; Dev, S. *Tetrahedron* **1985**, *41*, 2483; Nam, W.; Valentine, J.S. *New J. Chem.* **1989**, *13*, 677.

⁴⁶⁴See Groves, J.T.; Nemo, T.E. *J. Am. Chem. Soc.* **1983**, *105*, 6243.

⁴⁶⁵Groves, J.T.; Viski, P. *J. Org. Chem.* **1990**, *55*, 3628.

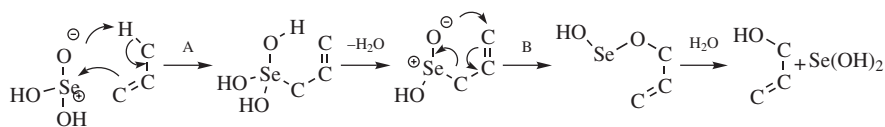
⁴⁶⁶Wiberg, K.B.; Eisenthal, R. *Tetrahedron* **1964**, *20*, 1151.

⁴⁶⁷Wiberg, K.B.; Fox, A.S. *J. Am. Chem. Soc.* **1963**, *85*, 3487; Brauman, J.I.; Pandell, A.J. *J. Am. Chem. Soc.* **1970**, *92*, 329; Stewart, R.; Spitzer, U.A. *Can. J. Chem.* **1978**, *56*, 1273.

⁴⁶⁸For reviews, see Rabjohn, N. *Org. React.* **1976**, *24*, 261; Jerussi, R.A. *Sel. Org. Transform.* **1970**, *1*, 301; Trachtenberg, E.N., in Augustine, R.L. *Oxidation*, Vol. 1, Marcel Dekker, NY, **1969**, pp. 123–153.

⁴⁶⁹Singh, J.; Sharma, M.; Kad, G.L.; Chhabra, B.R. *J. Chem. Res. (S)* **1997**, 264.

evidence that the mechanism does not involve free radicals, but includes two pericyclic steps (A and B):⁴⁷⁰



The step marked A is similar to the ene synthesis (**15-23**). The step marked B is a [2,3]-sigmatropic rearrangement (see **18-35**). The reaction can also be accomplished with *tert*-butyl hydroperoxide, if SeO₂ is present in catalytic amounts (the *Sharpless method*).⁴⁷¹ The SeO₂ is the actual reagent; the peroxide reoxidizes the Se(OH)₂.⁴⁷² This method makes work-up easier, but gives significant amounts of side products when the double bond is in a ring.⁴⁷³ Alkynes generally give α,α' -dihydroxylation.⁴⁷⁴

Ketones and carboxylic esters can be α hydroxylated by treatment of their enolate forms (prepared by adding the ketone or ester to LDA) with a molybdenum peroxide reagent (MoO₅-pyridine-HMPA) in THF-hexane at -70°C.⁴⁷⁵ The reaction of ketones with Ti(O*i*Pr)₄, diethyl tartrate and *tert*-butylhydroperoxide gave the α -hydroxy ketone with good enantioselectivity, albeit in low yield.⁴⁷⁶ The enolate forms of amides and esters⁴⁷⁷ and the enamine derivatives of ketones⁴⁷⁸ can similarly be converted to their α hydroxy derivatives by reaction with molecular oxygen. The MoO₅ method can also be applied to certain nitriles.⁴⁷⁹ Ketones have also been α hydroxylated by treating the corresponding silyl enol ethers

⁴⁷⁰ Arigoni, D.; Vasella, A.; Sharpless, K.B.; Jensen, H.P. *J. Am. Chem. Soc.* **1973**, *95*, 7917; Woggon, W.; Ruther, F.; Egli, H. *J. Chem. Soc. Chem. Commun.* **1980**, 706. For other mechanistic proposals, see Schaefer, J.P.; Horvath, B.; Klein, H.P. *J. Org. Chem.* **1968**, *33*, 2647; Trachtenberg, E.N.; Nelson, C.H.; Carver, J.R. *J. Org. Chem.* **1970**, *35*, 1653; Bhalerao, U.T.; Rapoport, H. *J. Am. Chem. Soc.* **1971**, *93*, 4835; Stephenson, L.M.; Speth, D.R. *J. Org. Chem.* **1979**, *44*, 4683.

⁴⁷¹ Umbreit, M.A.; Sharpless, K.B. *J. Am. Chem. Soc.* **1977**, *99*, 5526. See also, Uemura, S.; Fukuzawa, S.; Toshimitsu, A.; Okano, M. *Tetrahedron Lett.* **1982**, *23*, 87; Singh, J.; Sabharwal, A.; Sayal, P.K.; Chhabra, B.R. *Chem. Ind. (London)* **1989**, 533.

⁴⁷² For the use of the peroxide with O₂ instead of SeO₂, see Sabol, M.R.; Wiglesworth, C.; Watt, D.S. *Synth. Commun.* **1988**, *18*, 1.

⁴⁷³ Warpehoski, M.A.; Chabaud, B.; Sharpless, K.B. *J. Org. Chem.* **1982**, *47*, 2897.

⁴⁷⁴ Chabaud, B.; Sharpless, K.B. *J. Org. Chem.* **1979**, *44*, 4202.

⁴⁷⁵ Vedejs, E.; Telschow, J.E. *J. Org. Chem.* **1976**, *41*, 740; Vedejs, E.; Larsen, S. *Org. Synth.* **VII**, 277; Gamboni, R.; Tamm, C. *Tetrahedron Lett.* **1986**, *27*, 3999; *Helv. Chim. Acta* **1986**, *69*, 615. See also, Anderson, J.C.; Smith, S.C. *Synlett* **1990**, 107; Hara, O.; Takizawa, J.-i.; Yamatake, T.; Makino, K.; Hamada, Y. *Tetrahedron Lett.* **1999**, *40*, 7787.

⁴⁷⁶ Paju, A.; Kanger, T.; Pehk, T.; Lopp, M. *Tetrahedron* **2002**, *58*, 7321.

⁴⁷⁷ Wasserman, H.H.; Lipshutz, B.H. *Tetrahedron Lett.* **1975**, 1731. For another method, see Pohmakotr, M.; Winotai, C. *Synth. Commun.* **1988**, *18*, 2141.

⁴⁷⁸ Cuvigny, T.; Valette, G.; Larcheveque, M.; Normant, H. *J. Organomet. Chem.* **1978**, *155*, 147.

⁴⁷⁹ Rubottom, G.M.; Gruber, J.M. *J. Org. Chem.* **1978**, *43*, 1599; Hassner, A.; Reuss, R.H.; Pinnick, H.W. *J. Org. Chem.* **1975**, *40*, 3427; Andriamialisoa, R.Z.; Langlois, N.; Langlois, Y. *Tetrahedron Lett.* **1985**, *26*, 3563; Rubottom, G.M.; Gruber, J.M.; Juve, Jr., H.D.; Charleson, D.A. *Org. Synth.* **VII**, 282. See also, Horiguchi, Y.; Nakamura, E.; Kuwajima, I. *Tetrahedron Lett.* **1989**, *30*, 3323.

with *m*-chloroperoxybenzoic acid,¹⁷⁹ or with certain other oxidizing agents.⁴⁸⁰ When the silyl enol ethers are treated with iodosobenzene in the presence of trimethylsilyl trifluoromethyl sulfonate, the product is the α -keto triflate.⁴⁸¹

Tetrahydrofuran was converted to the hemiacetal 2-hydroxytetrahydrofuran (which was relatively stable under the conditions used) by electrolysis in water.⁴⁸²

OS IV, 23; VI, 43, 946; VII, 263, 277, 282.

19-15 Oxidation of Methylene to OH, O₂CR, or OR

Hydroxy (or alkoxy) -de-dihydro-bisubstitution



Methyl or methylene groups α to a carbonyl can be oxidized to give α -hydroxy ketones, aldehydes, or carboxylic acid derivatives. Ketones can be α hydroxylated in good yields, without conversion to the enolates, by treatment with the hypervalent iodine reagents⁴⁸³ *o*-iodosobenzoic acid⁴⁸⁴ or phenyliodoso acetate, $\text{PhI}(\text{OAc})_2$, in methanolic NaOH.⁴⁸⁵ The latter reagent has also been used on carboxylic esters.⁴⁸⁶ Dioxxygen (O₂) and a chiral phase-transfer catalyst gave enantioselective α -hydroxylation of ketones, if the α position was tertiary.⁴⁸⁷ Dimethyl dioxirane is quite effective for hydroxylation of 1,3-dicarbonyl compounds,⁴⁸⁸ and O₂ with a manganese catalyst also gives hydroxylation of such compounds.⁴⁸⁹ Oxygen with a cerium catalyst α -hydroxylates β -keto esters.⁴⁹⁰ Ceric ammonium nitrate has been used to hydroxylate C-2 of dibenzyl malonate.⁴⁹¹ Methyl ketones (RCOME) react with ammonium peroxydisulfate, $(\text{NH}_4)_2\text{S}_2\text{O}_8$, and a catalytic amount of diphenyl diselenide in MeOH to give α -keto acetals, $\text{RCOCH}(\text{OMe})_2$.⁴⁹²

⁴⁸⁰McCormick, J.P.; Tomasik, W.; Johnson, M.W. *Tetrahedron Lett.* **1981**, 22, 607; Moriarty, R.M.; Prakash, O.; Duncan, M.P. *Synthesis* **1985**, 943; Iwata, C.; Takemoto, Y.; Nakamura, A.; Imanishi, T. *Tetrahedron Lett.* **1985**, 26, 3227; Davis, F.A.; Sheppard, A.C. *J. Org. Chem.* **1987**, 52, 954; Takai, T.; Yamada, T.; Rhode, O.; Mukaiyama, T. *Chem. Lett.* **1991**, 281.

⁴⁸¹Moriarty, R.M.; Epa, W.R.; Penmasta, R.; Awasthi, A.K. *Tetrahedron Lett.* **1989**, 30, 667.

⁴⁸²Wermeckes, B.; Beck, F.; Schulz, H. *Tetrahedron* **1987**, 43, 577.

⁴⁸³For a review, see Moriarty, R.M.; Prakash, O. *Acc. Chem. Res.* **1986**, 19, 244. Also see, Reddy, D.R.; Thornton, E.R. *J. Chem. Soc. Chem. Commun.* **1992**, 172.

⁴⁸⁴Moriarty, R.M.; Hou, K. *Tetrahedron Lett.* **1984**, 25, 691; Moriarty, R.M.; Hou, K.; Prakash, O.; Arora, S.K. *Org. Synth.* **VII**, 263.

⁴⁸⁵Moriarty, R.M.; Hu, H.; Gupta, S.C. *Tetrahedron Lett.* **1981**, 22, 1283. See Moriarty, R.M.; Berglund, B.A.; Penmasta, R. *Tetrahedron Lett.* **1992**, 33, 6065 for reactions with $\text{PhI}(\text{O}_2\text{CCF}_3)_2$.

⁴⁸⁶Moriarty, R.M.; Hu, H. *Tetrahedron Lett.* **1981**, 22, 2747.

⁴⁸⁷Masui, M.; Ando, A.; Shioiri, T. *Tetrahedron Lett.* **1988**, 29, 2835.

⁴⁸⁸Adam, W.; Smerz, A.K. *Tetrahedron* **1996**, 52, 5799. See Hull, L.A.; Budhai, L. *Tetrahedron Lett.* **1993**, 34, 5039 for a discussion of the thermal decomposition of dimethyl dioxirane. See Murray, R.W.; Singh, M.; Jeyaraman, R. *J. Am. Chem. Soc.* **1992**, 114, 1346 for the preparation of new dioxiranes.

⁴⁸⁹Christoffers, J. *J. Org. Chem.* **1999**, 64, 7668.

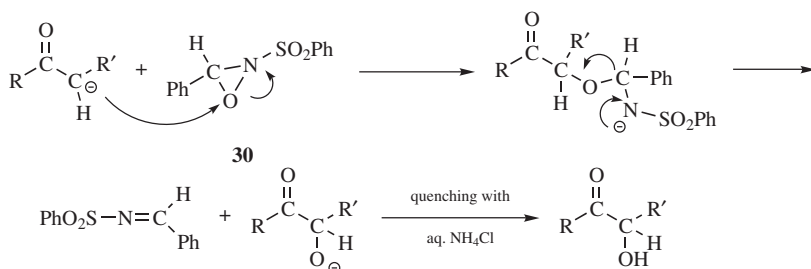
⁴⁹⁰Christoffers, J.; Werner, T. *Synlett* **2002**, 119.

⁴⁹¹Nair, V.; Nair, L.G.; Mathew, J. *Tetrahedron Lett.* **1998**, 39, 2801.

⁴⁹²Tiecco, M.; Testaferri, L.; Tingoli, M.; Bartoli, D. *J. Org. Chem.* **1990**, 55, 4523.

α -Acetoxylation of ketones with concurrent α -arylation occurs when ketones react with $\text{Mn}(\text{OAc})_3$ in benzene.⁴⁹³ α -Acetoxylation of ketones can occur under similar conditions without arylation.⁴⁹⁴ α -Methyl ketones are converted to the α -acetoxy derivative under the same conditions.⁴⁹⁵ Thallium (III) triflate converts acetophenone to α -formyloxy acetophenone.⁴⁹⁶ α -Tosyloxy ketones are generated from acetophenone derivatives using $\text{PhI}(\text{OH})\text{OTs}$.⁴⁹⁷

A different method for the conversion of ketones to α -hydroxy ketones consists of treating the enolate anion with a 2-sulfonyloxaziridine (e.g., **30**).⁴⁹⁸ This is not a free-radical process; the following mechanism is likely:



The method is also successful for carboxylic esters^{351, 499} and N,N -disubstituted amides,⁵⁰⁰ and can be made enantioselective by the use of a chiral oxaziridine.⁵⁰¹ Dimethyldioxirane also oxidizes ketones (through their enolate forms) to α -hydroxy ketones.⁵⁰² Titanium enolates can be oxidized with *tert*-butyl hydroperoxide⁵⁰³ or with dimethyl dioxirane⁵⁰⁴ and hydrolyzed with aqueous ammonium fluoride to give the α -hydroxy ketone. Ketones are converted to the α -oxamino derivative ($\text{O}=\text{C}-\text{CH}_2-$ \rightarrow $\text{O}=\text{C}-\text{CHONHPh}$) with excellent enantioselectivity using

⁴⁹³Tanyeli, C.; Özdemirhan, D.; Sezen, B. *Tetrahedron* **2002**, *58*, 9983.

⁴⁹⁴Tanyeli, C.; Tosun, A.; Turkut, E.; Sezen, B. *Tetrahedron* **2003**, *59*, 1055; Demir, A.S.; Reis, Ö.; Iğdir, A.C. *Tetrahedron* **2004**, *60*, 3427.

⁴⁹⁵Tanyeli, C.; Iyigün., *Tetrahedron* **2003**, *59*, 7135.

⁴⁹⁶Lee, J.C.; Jin, Y.S.; Choi, J.-H. *Chem. Commun.* **2001**, 956.

⁴⁹⁷Nabana, T.; Togo, H. *J. Org. Chem.* **2002**, *67*, 4362.

⁴⁹⁸Davis, F.A.; Vishwakarma, L.C.; Billmers, J.M.; Finn, J. *J. Org. Chem.* **1984**, *49*, 3241.

⁴⁹⁹For formation of α -benzyloxy lactones, see Brodsky, B.H.; DuBois, J. *Org. Lett.* **2004**, *6*, 2619.

⁵⁰⁰Davis, F.A.; Vishwakarma, L.C. *Tetrahedron Lett.* **1985**, *26*, 3539.

⁵⁰¹Evans, D.A.; Morrissey, M.M.; Dorow, R.L. *J. Am. Chem. Soc.* **1985**, *107*, 4346; Enders, D.; Bhushan, V. *Tetrahedron Lett.* **1988**, *29*, 2437; Davis, F.A.; Sheppard, A.C.; Chen, B.; Haque, M.S. *J. Am. Chem. Soc.* **1990**, *112*, 6679; Davis, F.A.; Weismiller, M.C. *J. Org. Chem.* **1990**, *55*, 3715.

⁵⁰²Guertin, K.R.; Chan, T.H. *Tetrahedron Lett.* **1991**, *32*, 715.

⁵⁰³Schulz, M.; Kluge, R.; Schüßler, M.; Hoffmann, F. *Tetrahedron* **1995**, *51*, 3175.

⁵⁰⁴Adam, W.; Müller, M.; Prechtel, F. *J. Org. Chem.* **1994**, *59*, 2358.

PhN=O and *L*-proline⁵⁰⁵ or (S)-proline.⁵⁰⁶ Aldehydes undergo a similar oxidation.⁵⁰⁷ α -Lithio sulfones have been hydroxylated with Me₃SiOO*t*-Bu.⁵⁰⁸



α -Hydroxyketones can be generated from silyl enol ethers with a catalytic amount of MeReO₃ and H₂O₂.⁵⁰⁹ Silyl ketene ethers are converted to α -hydroxy esters with H₂O₂ and methyl trioxorhenium.⁵¹⁰ The α' -position of α,β -unsaturated ketones can be selectively oxidized.⁵¹¹ *N*-Acyl amines are converted to the α -hydroxy derivative with PhIO and a manganese–salen catalyst.⁵¹² Note that homoallylic-type oxidation occurs when an α,α -dimethyl oxime ether is treated with PhI(OAc)₂ and a palladium catalyst in acetic acid–acetic anhydride, converting one of the methyl groups to an acetoxymethyl.⁵¹³

Simple alkanes can be converted to esters with dialkyloxiranes. Cyclic alkanes are oxidized to alcohols with dimethyl dioxirane.⁵¹⁴ Cyclohexane was converted to cyclohexyl trifluoroacetate with di(trifluoromethyl) dioxirane and trifluoroacetic anhydride⁵¹⁵ and also with RuCl₃/MeCO₃H/CF₃CO₂H.⁵¹⁶ Dimethyl dioxirane converts alkanes to alcohols in some cases.⁵¹⁷ Adamantane is converted to adamantyl alcohol with DDQ (p. 1710) and triflic acid.⁵¹⁸ The mechanism of oxygen insertion into alkanes has been examined.⁵¹⁹

Benzylic methylene groups are more readily oxidized to benzylic alcohols when compared to simple alkanes. Typical reagents include manganese–salen and PhIO⁵²⁰ or peroxides.⁵²¹ α -Hydroxy ethers are also generated by reaction of this reagents with ethers.⁵²² *N*-Benzyl phthalimide reacts with NBS, NaOAc, and acetic

⁵⁰⁵Hayashi, Y.; Yamaguchi, J.; Sumiya, T.; Hibino, K.; Shoji, M. *J. Org. Chem.* **2004**, *69*, 5966; Hayashi, Y.; Yamaguchi, J.; Sumiya, T.; Shoji, M. *Angew. Chem. Int. Ed.* **2004**, *43*, 1112.

⁵⁰⁶Bøgevig, A.; Sundén, H.; Córdova, A. *Angew. Chem. Int. Ed.* **2004**, *43*, 1109.

⁵⁰⁷Hayashi, Y.; Yamaguchi, J.; Hibino, K.; Shoji, M. *Tetrahedron Lett.* **2003**, *44*, 8293.

⁵⁰⁸Chemla, F.; Julia, M.; Uguen, D. *Bull. Soc. Chim. Fr.* **1993**, *130*, 547; **1994**, *131*, 639.

⁵⁰⁹Stanković, S.; Espenson, J.H. *J. Org. Chem.* **1998**, *63*, 4129.

⁵¹⁰Stanković, S.; Espenson, J.H. *J. Org. Chem.* **2000**, *65*, 5528.

⁵¹¹Demir, A.S.; Jeganathan, A. *Synthesis* **1992**, 235.

⁵¹²Punniyamurthy, T.; Katsuki, T. *Tetrahedron* **1999**, *55*, 9439.

⁵¹³Desai, L.; Hull, K.L.; Sanford, M.S. *J. Am. Chem. Soc.* **2004**, *126*, 9542.

⁵¹⁴Curci, R.; D'Accolti, L.; Fusco, C. *Tetrahedron Lett.* **2001**, *42*, 7087.

⁵¹⁵Asensio, G.; Mello, R.; González-Nuñez, M.E.; Castellano, G.; Corral, J. *Angew. Chem. Int. Ed.* **1996**, *35*, 217.

⁵¹⁶Murahashi, S.; Oda, Y.; Komiya, N.; Naota, T. *Tetrahedron Lett.* **1994**, *35*, 7953; Komiya, N.; Noji, S.; Murahashi, S.-I. *Chem. Commun.* **2001**, 65.

⁵¹⁷Murray, R.W.; Gu, D. *J. Chem. Soc. Perkin Trans. 2* **1994**, 451.

⁵¹⁸Tanemura, K.; Suzuki, T.; Nishida, Y.; Satsumabayashi, K.; Horaguchi, T. *J. Chem. Soc., Perkin Trans. 1* **2001**, 3230.

⁵¹⁹Freccero, M.; Gandolfi, R.; Sarzi-Amadé, M.; Rastelli, A. *Tetrahedron* **2001**, *57*, 9843.

⁵²⁰Hamada, T.; Irie, R.; Mihara, J.; Hamachi, K.; Katsuki, T. *Tetrahedron* **1998**, *54*, 10017; Hamachi, K.; Irie, R.; Katsuki, T. *Tetrahedron Lett.* **1996**, *37*, 4979.

⁵²¹Kawasaki, K.; Tsumura, S.; Katsuki, T. *Synlett* **1995**, 1245.

⁵²²Miyafuji, A.; Katsuki, T. *Synlett* **1997**, 836.

acid to give *N*-(α -acetoxybenzyl)phthalimide.⁵²³ Methanesulfonic acid and CuO converts ketones to α -mesyloxy (–OMs) ketones⁵²⁴ and PhI(OH)OTs converts ketones to α -tosyloxy (–OTs) ketones.⁵²⁵ Aryl methyl carbinols ArCH(OH)Me react with polymer-bound hypervalent iodine complexes, (polymer)–I(OH)OTs, to give a homobenzylic tosylate, ArCH(OH)CH₂OTs.⁵²⁶ Similar oxidation to an acetoxy benzyl derivative was accomplished with PhI(OAc)₂ in acetic acid with a palladium catalyst,⁵²⁷ and with PhI(OH)OTs in aq. DMSO.⁵²⁸ With minimal water, cerium (IV) triflate converts benzylic arenes to benzylic alcohols, although the major product is the ketone when >15% of water is present.⁵²⁹

Allylic hydroxylation⁵³⁰ with selenium dioxide often gives aldehydes (**19-17**), but in the presence of acetic anhydride and oxygen, SeO₂ converts alkenes to homoallylic acetates as the major product, C=C–C–C → C=C–C–C–OAc.⁵³¹ Allylic benzyloxylation occurs when an alkene is treated with *t*-BuOOCOPh and a Cu–Na zeolite,⁵³² a copper catalyst,⁵³³ or with a chiral copper catalyst to give modest enantioselectivity.⁵³⁴ Allylic methylene groups can be converted to ester (–CH–OCOR) derivatives in a similar manner using copper triflate.⁵³⁵ Cupric acetate has also been used,⁵³⁶ as well as Cu₂O.⁵³⁷ Acyl peroxides have been used as well.⁵³⁸ α -Acetoxylation of allylic alkenes can proceed with allylic rearrangement.⁵³⁹

Hydroxylation can be accomplished using enzymatic systems. In the presence of *Bacillus megaterium* and oxygen, cyclohexane is converted to cyclohexanol.⁵⁴⁰ Allylic oxidation to an allylic alcohol was accomplished with cultured cells of *Gossypium hirsutum*.⁵⁴¹ Benzylic arenes are converted to the corresponding α -hydroxy compound by treatment with the enzymes of *Bacillus megaterium*, with

⁵²³Cho, S.-D.; Kim, H.-J.; Ahn, C.; Falck, J.R.; Shin, D.-S. *Tetrahedron Lett.* **1999**, *40*, 8215.

⁵²⁴Lee, J.C.; Choi, Y. *Tetrahedron Lett.* **1998**, *39*, 3171.

⁵²⁵Tuncay, A.; Dustman, J.A.; Fisher, G.; Tuncay, C.I.; Suslick, K.S. *Tetrahedron Lett.* **1992**, *33*, 7647.

⁵²⁶Abe, S.; Sakuratani, K.; Togo, H. *J. Org. Chem.* **2001**, *66*, 6174.

⁵²⁷Dick, A.R.; Hull, K.L.; Sanford, M.S. *J. Am. Chem. Soc.* **2004**, *126*, 2300.

⁵²⁸Xie, Y.-Y.; Chen, Z.-C. *Synth. Commun.* **2002**, *32*, 1875.

⁵²⁹Laali, K.K.; Herbert, M.; Cushnyr, B.; Bhatt, A.; Terrano, D. *J. Chem. Soc., Perkin Trans. 1* **2001**, 578.

⁵³⁰For a review, see Andrus, M.B.; Lashley, J.C. *Tetrahedron* **2002**, *58*, 845.

⁵³¹Koltun, E.S.; Kass, S.R. *Synthesis* **2000**, 1366.

⁵³²Carloni, S.; Frullanti, B.; Maggi, R.; Mazzacani, A.; Bigi, F.; Sartori, G. *Tetrahedron Lett.* **2000**, *41*, 8947.

⁵³³LeBras, J.; Muzart, J. *Tetrahedron Lett.* **2002**, *43*, 431; LeBras, J.; Muzart, J. *Tetrahedron Asymmetry* **2003**, *14*, 1911; Fache, F.; Piva, O. *Synlett* **2002**, 2035.

⁵³⁴Lee, W.-S.; Kwong, H.-L.; Chan, H.-L.; Choi, W.-W.; Ng, L.-Y. *Tetrahedron Asymmetry* **2001**, *12*, 1007.

⁵³⁵Sekar, G.; Datta Gupta, A.; Singh, V.K. *J. Org. Chem.* **1998**, *63*, 2961; Howell, A.R.; Fan, R.; Troung, A. *Tetrahedron Lett.* **1996**, *37*, 8651; Kohmura, Y.; Katsuki, T. *Tetrahedron Lett.* **2000**, *41*, 3941.

⁵³⁶Södergren, M.J.; Andersson, P.G. *Tetrahedron Lett.* **1996**, *37*, 7577; Rispens, M.T.; Zondervan, C.; Feringa, B.L. *Tetrahedron Asymmetry*, **1995**, *6*, 661.

⁵³⁷Levina, A.; Muzart, J. *Tetrahedron Asymmetry*, **1995**, *6*, 147.

⁵³⁸Andrus, M.B.; Argade, A.B.; Chen, X.; Pamment, M.G. *Tetrahedron Lett.* **1995**, *36*, 2945; Gokhale, A.S.; Minidis, A.B.E.; Pfaltz, A. *Tetrahedron Lett.* **1995**, *36*, 1831.

⁵³⁹Chen, M.S.; White, M.C. *J. Am. Chem. Soc.* **2004**, *126*, 1346.

⁵⁴⁰Adam, W.; Lukacs, Z.; Saha-Möller, C.R.; Weckerle, B.; Schreiber, P. *Eur. J. Org. Chem.* **2000**, 2923.

⁵⁴¹Hamada, H.; Tanaka, T.; Furuya, T.; Takahata, H.; Nemoto, H. *Tetrahedron Lett.* **2001**, *42*, 909.

modest enantioselectivity.⁵⁴² Cyclic amines react with *Pseudomonas oleovorans* GPoI to give hydroxy amines; *N*-benzylpyrrolidine is converted to 3-hydroxy *N*-benzylpyrrolidine.⁵⁴³ *Sphingomonas* sp. HXN-200 gives similar results.⁵⁴⁴ In a similar manner, lactams are converted to the corresponding 3-hydroxy lactam with *sphingomonas* sp. HXN-200.⁵⁴⁵ *N*-Benzyl piperidine is converted to the 4-hydroxy derivative under the same conditions.⁵⁴⁶ The reaction of tetradecanoic acid with the α -oxidase from *Pisum sativum*, in the presence of molecular oxygen, gives 2(*R*)-hydroxytetradecanoic acid with high asymmetric induction.⁵⁴⁷

19-16 Oxidation of Methylene to Heteroatom Functional Groups Other Than Oxygen or Carbonyl

Amino (or amido) -de-dihydro-bisubstitution



α -Amination or amidation of a CH unit is possible in some cases. Cyclic alkanes are converted to the *N*-alkyl *N*-tosylamine with $\text{PhI}=\text{NTs}$ and a copper complex.⁵⁴⁸ Benzylic CH, such as in ethylbenzene, is oxidized with $\text{PhI}(\text{OAc})_2$ in the presence of TsNH_2 and a fluorinated manganese porphyrin to give the corresponding *N*-tosylamine, $\text{PhCHMe}(\text{NHTs})$.⁵⁴⁹ Alkenes with an allylic CH react with $\text{PhI}=\text{NTs}$ and a ruthenium catalysts to give an allylic *N*-tosylamine.⁵⁵⁰ When an α -keto ester reacts with DEAD (diethyl azodicarboxylate) and a chiral copper complex, an α -carbamate is formed, $\text{RCH}(\text{NHCO}_2\text{Et})\text{C}(=\text{O})\text{CO}_2\text{Et}$, with modest enantioselectivity.⁵⁵¹

Similar reactions are possible, in some cases, to produce sulfur containing compounds.

Sulfo-de-dihydro-bisubstitution



Cyclic alkanes are converted to the corresponding alkylsulfonic acid with SO_2/O_2 and a vanadium catalyst.⁵⁵²

⁵⁴²Adam, W.; Lukacs, Z.; Harmsen, D.; Saha-Möller, C.R.; Schreier, P. *J. Org. Chem.* **2000**, *65*, 878.

⁵⁴³Li, Z.; Feiten, H.-J.; van Beilen, J.B.; Duetz, W.; Witholt, B. *Tetrahedron Asymmetry* **1999**, *10*, 1323.

⁵⁴⁴Li, Z.; Feiten, H.-J.; Chang, D.; Duetz, W.A.; Beilen, J.B.; Witholt, B. *J. Org. Chem.* **2001**, *66*, 8424.

⁵⁴⁵Chang, D.; Witholt, B.; Li, Z. *Org. Lett.* **2000**, *2*, 3949.

⁵⁴⁶Chang, D.; Feiten, H.-J.; Engesser, K.-H.; van Beilen, J.; Witholt, B.; Li, Z. *Org. Lett.* **2002**, *4*, 1859.

⁵⁴⁷Adam, W.; Boland, W.; Hartmann-Schreier, J.; Humpf, H.-U.; Lazarus, M.; Saffert, A.; Saha-Möller, C.R.; Schreier, P. *J. Am. Chem. Soc.* **1998**, *120*, 11044.

⁵⁴⁸Díaz-Requejo, M.M.; Belderráin, T.R.; Nicasio, M.C.; Trofimenko, S.; Pérez, P.J. *J. Am. Chem. Soc.* **2003**, *125*, 12078.

⁵⁴⁹Yu, X.-Q.; Huang, J.-S.; Zhou, X.-G.; Che, C.-M. *Org. Lett.* **2000**, *2*, 2233.

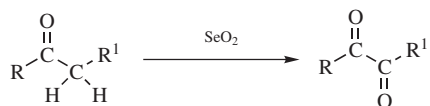
⁵⁵⁰Au, S.-M.; Huang, J.-S.; Che, C.-M.; Yu, W.-Y. *J. Org. Chem.* **2000**, *65*, 7858.

⁵⁵¹Juhl, K.; Jørgensen, K.A. *J. Am. Chem. Soc.* **2002**, *124*, 2420.

⁵⁵²Ishii, Y.; Matsunaka, K.; Sakaguchi, S. *J. Am. Chem. Soc.* **200**, *122*, 7390.

19-17 Oxidation of Methylene to Carbonyl

Oxo-de-dihydro-bisubstitution



Methyl or methylene groups α to a carbonyl can be oxidized with selenium dioxide to give, respectively, α -keto aldehydes (see **19-18**) and α -diketones.⁵⁵³ The reaction can also be carried out to an aromatic ring or to a double bond, although in the latter case, hydroxylation (see **19-14**) is the more common result. Selenium dioxide, SeO_2 , is the reagent most often used, but the reaction has also been carried out with N_2O_3 and other oxidizing agents,⁵⁵⁴ including hypervalent iodine compounds.⁵⁵⁵ Sodium nitrite/HCl oxidizes cyclic ketones to the diketone.⁵⁵⁶ Substrates most easily oxidized contain two aryl groups on CH_2 , and these substrates can be oxidized with many oxidizing agents (see **19-11**). The benzylic position of arenes have been oxidized to alkyl aryl ketones with several oxidizing agents, including CrO_3 -acetic acid,⁵⁵⁷ the Jones reagent,⁵⁵⁸ CrO_3 on silica,⁵⁵⁹ pyridinium chlorochromate,⁵⁶⁰ DDQ,⁵⁶¹ CrO_2Cl_2 with ultrasound,⁵⁶² KMnO_4 supported on MnO_2 ,⁵⁶³ KMnO_4 on alumina with microwave irradiation⁵⁶⁴ or on Montmorillonite K10 with either ultrasound or microwave irradiation,⁵⁶⁵ $\text{KMnO}_4/\text{CuSO}_4$ neat⁵⁶⁶ or with ultrasound,⁵⁶⁷ $\text{NaBrO}_3/\text{CeO}_2$,⁵⁶⁸ manganese-salen/PhIO,⁵⁶⁹ *tert*-butylhydroperoxide and a ruthenium catalyst,⁵⁷⁰ $\text{Ru}(\text{OH})_x\text{-Al}_2\text{O}_3$ and O_2 ,⁵⁷¹ hydrogen peroxide with a copper catalyst,⁵⁷² as well as with SeO_2 . The combination of O_2 and

⁵⁵³For reviews of oxidation by SeO_2 , see Krief, A.; Hevesi, L. *Organoselenium Chemistry I*, Springer, NY, **1988**, pp. 115–180; Krongauz, E.S. *Russ. Chem. Rev.* **1977**, *46*, 59; Rabjohn, N. *Org. React.* **1976**, *24*, 261; Trachtenberg, E.N., in Augustine, R.L.; Trecker, D.J. *Oxidation*, Marcel Dekker, NY, pp. 119–187.

⁵⁵⁴For other methods, see Wasserman, H.H.; Ives, J.L. *J. Org. Chem.* **1978**, *43*, 3238; **1985**, *50*, 3573; Rao, D.V.; Stuber, F.A.; Ulrich, H. *J. Org. Chem.* **1979**, *44*, 456.

⁵⁵⁵Lee, J.C.; Park, H.-J.; Park, J.Y. *Tetrahedron Lett.* **2002**, *43*, 5661.

⁵⁵⁶Rüedi, G.; Oberli, M.A.; Nagel, M.; Weymuth, C.; Hansen, H.-J. *Synlett* **2004**, 2315.

⁵⁵⁷For example, see Harms, W.M.; Eisenbraun, E.J. *Org. Prep. Proced. Int.* **1972**, *4*, 67.

⁵⁵⁸Rangarajan, R.; Eisenbraun, E.J. *J. Org. Chem.* **1985**, *50*, 2435.

⁵⁵⁹Borkar, S.D.; Khadilkar, B.M. *Synth. Commun.* **1999**, *29*, 4295.

⁵⁶⁰Rathore, R.; Saxena, N.; Chandrasekaran, S. *Synth. Commun.* **1986**, *16*, 1493.

⁵⁶¹Lee, H.; Harvey, R.G. *J. Org. Chem.* **1988**, *53*, 4587.

⁵⁶²Luzzio, F.A.; Moore, W.J. *J. Org. Chem.* **1993**, *58*, 512.

⁵⁶³Wei, H.-X.; Jasoni, R.L.; Shao, H.; Hu, J.; Paré, P.W. *Tetrahedron* **2004**, *60*, 11829.

⁵⁶⁴Oussaid, A.; Loupy, A. *J. Chem. Res. (S)* **1997**, 342.

⁵⁶⁵Shaabani, A.; Bazgir, A.; Teimouri, F.; Lee, D.G. *Tetrahedron Lett.* **2002**, *43*, 5165.

⁵⁶⁶Shaabani, A. Lee, D.G. *Tetrahedron Lett.* **2001**, *42*, 5833.

⁵⁶⁷Mečiarová, M.; Toma, S.; Heribanová, A. *Tetrahedron* **2000**, *56*, 8561.

⁵⁶⁸Shi, Q.-Z.; Wang, J.-G.; Cai, K. *Synth. Commun.* **1999**, *29*, 1177.

⁵⁶⁹Komiya, N.; Noji, S.; Murahashi, S.-I. *Tetrahedron Lett.* **1998**, *39*, 7921; Lee, N.H.; Lee, C.-S.; Jung, D.-S. *Tetrahedron Lett.* **1998**, *39*, 1385.

⁵⁷⁰Murahashi, S.-I.; Komiya, N.; Oda, Y.; Kuwabara, T.; Naota, T. *J. Org. Chem.* **2000**, *65*, 9186.

⁵⁷¹Kamata, K.; Kasai, J.; Yamaguchi, K.; Mizuno, N. *Org. Lett.* **2004**, *6*, 3577.

⁵⁷²Velusamy, S.; Punniyamurthy, T. *Tetrahedron Lett.* **2003**, *44*, 8955.

mcpha oxidizes benzylic arenes to aryl ketones.⁵⁷³ Note that benzyl methyl ether is oxidized to methyl benzoate with KMnO_4 in the presence of benzyltriethylammonium chloride.⁵⁷⁴

Alkenes of the form $\text{C}=\text{C}-\text{CH}_2$ (an allylic position) have been oxidized to α,β -unsaturated ketones⁵⁷⁵ by sodium dichromate in $\text{HOAc}-\text{Ac}_2\text{O}$, by $t\text{-BuOOH}$ and chromium compounds,⁵⁷⁶ $t\text{-BuOOH}$ and a palladium catalyst,⁵⁷⁷ or a rhodium catalyst,⁵⁷⁸ as well as electrolytically.⁵⁷⁹ Oxygen, MeSO_3H a palladium catalysts and a molybdoanadophosphate catalyst convert cyclic alkenes to saturated cyclic ketones.⁵⁸⁰ Thallium(III) nitrate in aqueous acetic acid converts allylic alkenes to the corresponding saturated ketone, even in the presence of a primary alcohol elsewhere in the molecule.⁵⁸¹ The propargylic position of internal alkynes are oxidized to give propargylic ketones with an iron catalyst,⁵⁸² or with $\text{O}_2/t\text{-BuOOH}$ in the presence of $\text{CuCl}_2\cdot\text{H}_2\text{O}$.⁵⁸³

Cyclic amines are oxidized to lactams using a mixture of RuCl_3 and NaIO_4 .⁵⁸⁴ Lactams are also formed using KMnO_4 with benzyltriethylammonium chloride.⁵⁸⁵ Tertiary amines are converted to amides⁵⁸⁶ and cyclic tertiary amines can be converted to lactams by oxidation with $\text{Hg}^{\text{II}}\text{-EDTA}$ complex in basic solution.⁵⁸⁷ Lactams, which need not be *N*-substituted, can be converted to cyclic imides by oxidation with a hydroperoxide or peroxyacid and an Mn(II) or Mn(III) salt.⁵⁸⁸ Lactams are oxidized to cyclic imides with oxygen and $\text{Co}(\text{OAc})_2$ in the presence *N*-hydroxysuccinimide.⁵⁸⁹

Ethers in which at least one group is primary alkyl can be oxidized to the corresponding carboxylic esters in high yields with ruthenium tetroxide.⁵⁹⁰ Molecular

⁵⁷³Ma, D.; Xia, C.; Tian, H. *Tetrahedron Lett.* **1999**, *40*, 8915.

⁵⁷⁴Markgraf, J.H.; Choi, B.Y. *Synth. Commun.* **1999**, *29*, 2405.

⁵⁷⁵For a review, see Muzart, J. *Bull. Soc. Chim. Fr.* **1986**, 65. For a list of reagents, with references, see Larock, R.C. *Comprehensive Organic Transformations*, 2nd ed., Wiley-VCH, NY, **1999**, pp. 1207–1210.

⁵⁷⁶Pearson, A.J.; Chen, Y.; Han, G.R.; Hsu, S.; Ray, T. *J. Chem. Soc. Perkin Trans. 1* **1985**, 267; Muzart, J. *Tetrahedron Lett.* **1987**, *28*, 2131; Chidambaram, N.; Chandrasekaran, S. *J. Org. Chem.* **1987**, *52*, 5048.

⁵⁷⁷Yu, J.-Q.; Corey, E.J. *J. Am. Chem. Soc.* **2003**, *125*, 3232.

⁵⁷⁸Catino, A.J.; Forslund, R.E.; Doyle, M.P. *J. Am. Chem. Soc.* **2004**, *126*, 13622.

⁵⁷⁹Madurro, J.M.; Chiericato Jr., G.; De Giovani, W.F.; Romero, J.R. *Tetrahedron Lett.* **1988**, *29*, 765.

⁵⁸⁰Kishi, A.; Higashino, T.; Sakaguchi, S.; Ishii, Y. *Tetrahedron Lett.* **2000**, *41*, 99.

⁵⁸¹Ferraz, H.M.C.; Longo, Jr., L.S.; Zukerman-Schpector, J. *J. Org. Chem.* **2002**, *67*, 3518.

⁵⁸²Pérollier, C.; Sorokin, A.B. *Chem. Commun.* **2002**, 1548.

⁵⁸³Li, P.; Fong, W.M.; Chao, L.C.F.; Fung, S.H.C.; Williams, I.D. *J. Org. Chem.* **2001**, *66*, 4087.

⁵⁸⁴Sharma, N.K.; Ganesh, K.N. *Tetrahedron Lett.* **2004**, *45*, 1403; Zhang, X.; Schmitt, A.C.; Jiang, W. *Tetrahedron Lett.* **2001**, *42*, 5335.

⁵⁸⁵Markgraf, J.H.; Stickney, C.A. *J. Heterocyclic Chem.* **2000**, *37*, 109.

⁵⁸⁶Markgraf, J.H.; Sangani, P.K.; Finkelstein, M. *Synth. Commun.* **1995**, *27*, 1285.

⁵⁸⁷Wenkert, E.; Angell, E.C. *Synth. Commun.* **1988**, *18*, 1331.

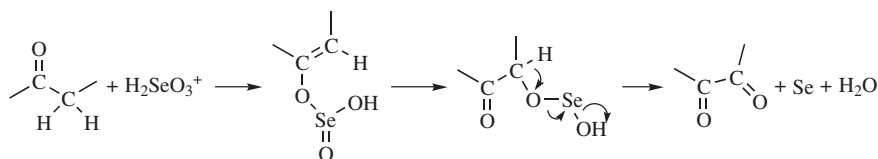
⁵⁸⁸Doumaux Jr., A.R.; McKeon, J.E.; Trecker, D.J. *J. Am. Chem. Soc.* **1969**, *91*, 3992; Doumaux Jr., A.R.; Trecker, D.J. *J. Org. Chem.* **1970**, *35*, 2121.

⁵⁸⁹Minisci, F.; Punta, C.; Recupero, F.; Fontana, F.; Pedulli, G.F. *J. Org. Chem.* **2002**, *67*, 2671.

⁵⁹⁰Bakke, J.M.; Frøhaug, Az. *Acta Chem. Scand. B* **1995**, *49*, 615; Lee, D.G.; van den Engh, M., in Trahanovsky, W.S. *Oxidation in Organic Chemistry*, pt. B, Academic Press, NY, **1973**, pp. 222–225; Smith III, A.B.; Scarborough, Jr., R.M. *Synth. Commun.* **1980**, *10*, 205; Carlsen, P.H.J.; Katsuki, T.; Martin, V.S.; Sharpless, K.B. *J. Org. Chem.* **1981**, *46*, 3936.

oxygen with a binuclear copperII complex⁵⁹¹ or PdCl₂/CuCl₂/CO⁵⁹² also converts ethers to esters. In a variation, benzyl *tert*-butyl ethers are oxidized to benzaldehyde derivatives with NO and *N*-hydroxysuccinimide.⁵⁹³ Cyclic ethers are oxidized to lactones.⁵⁹⁴ Cyclic ethers are oxidized to lactones with CrO₃/Me₃SiONO₂.⁵⁹⁵ Lactones are also formed from cyclic ethers with NaBrO₃-KHSO₄ in water.⁵⁹⁶ The reaction has also been accomplished with CrO₃ in sulfuric acid,⁵⁹⁷ and with benzyl-triethylammonium permanganate.⁵⁹⁸

Two mechanisms have been suggested for the reaction with SeO₂. One of these involves a selenate ester of the enol:⁵⁹⁹



In the other proposed mechanism,⁶⁰⁰ the principal intermediate is α β -ketoseleninic acid



and a selenate ester is not involved.

It has proved possible to convert CH₂ to C=O groups, even if they are not near any functional groups, indirectly, by the remote oxidation method of Breslow⁶² (see 19-2). In a typical example, the keto ester **31** was irradiated to give the hydroxy lactone **32**, which was dehydrated to **33**. Ozonolysis of **33** gave the diketone ester

⁵⁹¹Minakata, S.; Imai, E.; Ohshima, Y.; Inaki, K.; Ryu, I.; Komatsu, M.; Ohshiro, Y. *Chem. Lett.* **1996**, 19.

⁵⁹²Miyamoto, M.; Minami, Y.; Ukaji, Y.; Kinoshita, H.; Inomata, K. *Chem. Lett.* **1994**, 1149.

⁵⁹³Eikawa, M.; Sakaguchi, S.; Ishii, Y. *J. Org. Chem.* **1999**, *64*, 4676.

⁵⁹⁴For an example using titanium silicate/H₂O₂, see Sasidharan, M.; Suresh, S.; Sudalai, A. *Tetrahedron Lett.* **1995**, *36*, 9071. For an example in which a bicyclic ether was converted to a monocyclic lactone, see Ferraz, H.M.C.; Longo Jr., L.S. *Org. Lett.* **2003**, *5*, 1337.

⁵⁹⁵Shahi, S.P.; Gupta, A.; Pitre, S.V.; Reddy, M.V.R.; Kumareswaran, R.; Vankar, Y.D. *J. Org. Chem.* **1999**, *64*, 4509.

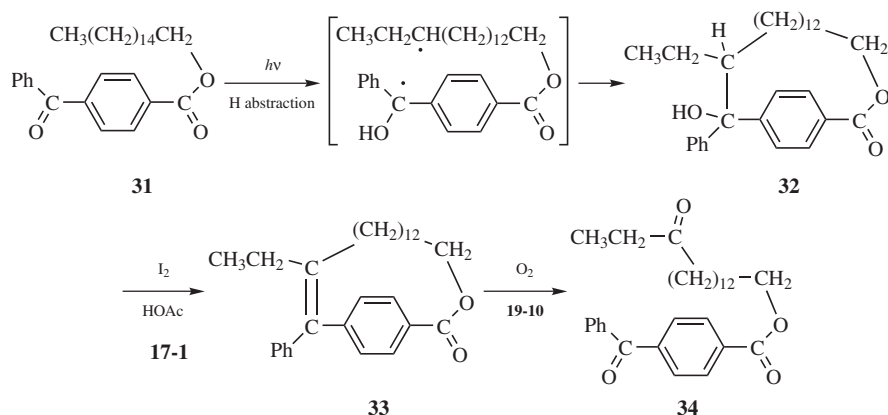
⁵⁹⁶Metsger, L.; Bittner, S. *Tetrahedron* **2000**, *56*, 1905.

⁵⁹⁷Henbest, H.B.; Nicholls, B. *J. Chem. Soc.* **1959**, 221, 227; Harrison, I.T.; Harrison, S. *Chem. Commun.* **1966**, 752.

⁵⁹⁸Schmidt, H.; Schäfer, H.J. *Angew. Chem. Int. Ed.* **1979**, *18*, 69.

⁵⁹⁹Corey, E.J.; Schaefer, J.P. *J. Am. Chem. Soc.* **1960**, *82*, 918.

⁶⁰⁰Sharpless, K.B.; Gordon, K.M. *J. Am. Chem. Soc.* **1976**, *98*, 300.



34, in which the C-14 CH_2 group of **31** has been oxidized to a $\text{C}=\text{O}$ group.⁶⁰¹ The reaction was not completely regioselective: **34** comprised $\sim 60\%$ of the product, with the remainder consisting of other compounds in which the keto group was located at C-12, C-15, and other positions along the carbon chain. Greater regioselectivity was achieved when the aromatic portion was connected to the chain at two positions.⁶⁰² In the method so far described, the reaction takes place because one portion of a molecule (the benzophenone moiety) abstracts hydrogen from another portion of the same molecule, that is, the two portions are connected by a series of covalent bonds. However, the reaction can also be carried out where the two reacting centers are actually in different molecules, providing the two molecules are held together by hydrogen bonding. For example, one of the CH_2 groups of *n*-hexadecanol monosuccinate, $\text{CH}_3(\text{CH}_2)_{14}\text{CH}_2\text{OCOCH}_2\text{CH}_2\text{COOH}$, was oxidized to a $\text{C}=\text{O}$ group by applying the above procedure to a mixture of it and benzophenone-4-carboxylic acid *p*- $\text{PhCOC}_6\text{H}_4\text{COOH}$ in CCl_4 .⁶⁰³

Other remote oxidations⁶⁰⁴ have also been reported. Among these are conversion of aryl ketones $\text{ArCO}(\text{CH}_2)_3\text{R}$ to 1,4-diketones $\text{ArCO}(\text{CH}_2)_2\text{COR}$ by photoirradiation in the presence of such oxidizing agents as $\text{K}_2\text{Cr}_2\text{O}_7$ or KMnO_4 ,⁶⁰⁵ and conversion of alkyl ketones, $\text{RCO}(\text{CH}_2)_3\text{R}'$, to 1,3- and 1,4-diketones with $\text{Na}_2\text{S}_2\text{O}_8$ and FeSO_4 .⁶⁰⁶ 2-Octanol was oxidized to give 2-propyl-5-methyl γ -butyrolactone with lead tetraacetate in a CO atmosphere.⁶⁰⁷

⁶⁰¹Breslow, R.; Rothbard, J.; Herman, F.; Rodriguez, M.L. *J. Am. Chem. Soc.* **1978**, *100*, 1213.

⁶⁰²Breslow, R.; Rajagopalan, R.; Schwarz, J. *J. Am. Chem. Soc.* **1981**, *103*, 2905.

⁶⁰³Breslow, R.; Scholl, P.C. *J. Am. Chem. Soc.* **1971**, *93*, 2331. See also, Breslow, R.; Heyer, D. *Tetrahedron Lett.* **1983**, *24*, 5039.

⁶⁰⁴See also Beckwith, A.L.J.; Duong, T. *J. Chem. Soc. Chem. Commun.* **1978**, 413.

⁶⁰⁵Mitani, M.; Tamada, M.; Uehara, S.; Koyama, K. *Tetrahedron Lett.* **1984**, *25*, 2805. For an alternative photochemical procedure, see Negele, S.; Wieser, K.; Severin, T. *J. Org. Chem.* **1998**, *63*, 1138.

⁶⁰⁶Nikishin, G.I.; Troyansky, E.I.; Lazareva, M.I. *Tetrahedron Lett.* **1984**, *25*, 4987.

⁶⁰⁷Tsunoi, S.; Ryu, I.; Okuda, T.; Tanaka, M.; Komatsu, M.; Sonoda, N. *J. Am. Chem. Soc.* **1998**, *120*, 8692. Also see, Tsunoi, S.; Ryu, I.; Sonoda, N. *J. Am. Chem. Soc.* **1994**, *116*, 5473.

It is possible to perform the conversion $\text{CH}_2 \rightarrow \text{C}=\text{O}$ on an alkane, with no functional groups at all, although the most success has been achieved with substrates in which all CH_2 groups are equivalent, such as unsubstituted cycloalkanes. One method uses H_2O_2 and bis(picolinato)iron(II). Hydrogen peroxide and trifluoroacetic acid has also been used for oxidation of alkanes.⁶⁰⁸ With this method, cyclohexane was converted with 72% efficiency to give 95% cyclohexanone and 5% cyclohexanol.⁶⁰⁹ This was also accomplished with $\text{BaRu}(\text{O})_2(\text{OH})_3$.⁶¹⁰ The same type of conversion, with lower yields (20–30%), has been achieved with the *Gif system*.⁶¹¹ There are several variations. One consists of pyridine–acetic acid, with H_2O_2 as oxidizing agent and tris(picolinato)iron(III) as catalyst.⁶¹² Other *Gif* systems use O_2 as oxidizing agent and zinc as a reductant.⁶¹³ The selectivity of the *Gif* systems toward alkyl carbons is $\text{CH}_2 > \text{CH} \geq \text{CH}_3$, which is unusual, and shows that a simple free-radical mechanism (see p. 942) is not involved.⁶¹⁴ Another reagent that can oxidize the CH_2 of an alkane is methyl(trifluoromethyl)dioxirane, but this produces $\text{CH}-\text{OH}$ more often than $\text{C}=\text{O}$ (see **19-14**; **19-15**).⁶¹⁵ Simple unfunctionalized alkanes are oxidized to esters when treated with $\text{CBr}_4/2 \text{AlBr}_3$ and CO , but in very low yield.⁶¹⁶ Cyclic alkanes are oxidized to a mixture of the alcohol and the ketone with $\text{PhI}(\text{OAc})_2$ and a manganese complex in an ionic liquid.⁶¹⁷ Oxidation of cyclic alkanes to cyclic ketones was accomplished using a ruthenium catalyst.⁶¹⁸

OS I, 266; II, 509; III, 1, 420, 438; IV, 189, 229, 579; VI, 48; IX, 396. Also see, OS IV, 23.

⁶⁰⁸Camaioni, D.M.; Bays, J.T.; Shaw, W.J.; Linehan, J.C.; Birnbaum, J.C. *J. Org. Chem.* **2001**, *66*, 789.

⁶⁰⁹Sheu, C.; Richert, S.A.; Cofré, P.; Ross Jr., B.; Sobkowiak, A.; Sawyer, D.T.; Kanofsky, J.R. *J. Am. Chem. Soc.* **1990**, *112*, 1936. See also, Sheu, C.; Sobkowiak, A.; Jeon, S.; Sawyer, D.T. *J. Am. Chem. Soc.* **1990**, *112*, 879; Tung, H.; Sawyer, D.T. *J. Am. Chem. Soc.* **1990**, *112*, 8214.

⁶¹⁰Lau, T.-C.; Mak, C.-K. *J. Chem. Soc. Chem. Commun.* **1993**, 766.

⁶¹¹Named for Gif-sur-Yvette, France, where it was discovered. See Schuchardt, U.; Jannini, M.J.D.M.; Richens, D.T.; Guerreiro, M.C.; Spinacé, E.V. *Tetrahedron* **2001**, *57*, 2685.

⁶¹²About-Jaudet, E.; Barton, D.H.R.; Cshuai, E.; Ozbalik, N. *Tetrahedron Lett.* **1990**, *31*, 1657. Also see, Minisci, F.; Fontana, F.; Araneo, S.; Recupero, F. *Tetrahedron Lett.* **1994**, *35*, 3759; Barton, D.H.R.; Bévière, S.D.; Chavasiri, W.; Doller, D.; Hu, B. *Tetrahedron Lett.* **1992**, *33*, 5473. For a review of the mechanism, see Barton, D.H.R. *Chem. Soc. Rev.* **1996**, *25*, 237.

⁶¹³See Barton, D.H.R.; Cshuai, E.; Ozbalik, N. *Tetrahedron* **1990**, *46*, 3743, and references cited therein.

⁶¹⁴Barton, D.H.R.; Cshuai, E.; Doller, D.; Ozbalik, N.; Senglet, N. *Tetrahedron Lett.* **1990**, *31*, 3097. For mechanistic studies, see Barton, D.H.R.; Doller, D.; Geletii, Y.V. *Tetrahedron Lett.* **1991**, *32*, 3911, and references cited therein; Knight, C.; Perkins, M.J. *J. Chem. Soc. Chem. Commun.* **1991**, 925. Also see, Minisci, F.; Fontana, F. *Tetrahedron Lett.* **1994**, *35*, 1427; Barton, D.H.R.; Hill, D.R. *Tetrahedron Lett.* **1994**, *35*, 1431.

⁶¹⁵Mello, R.; Fiorentino, M.; Fusco, C.; Curci, R. *J. Am. Chem. Soc.* **1989**, *111*, 6749; D'Accolti, L.; Dinoi, A.; Fusco, C.; Russo, A.; Curci, R. *J. Org. Chem.* **2003**, *68*, 7806.

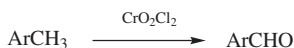
⁶¹⁶Akhrem, I.; Orlinkov, A.; Afanas'eva, L.; Petrovskii, P.; Vitt, S. *Tetrahedron Lett.* **1999**, *40*, 5897.

⁶¹⁷In bmim PF₆, 1-butyl-3-methylimidazolium hexafluorophosphate: Li, Z.; Xiu, C.-G.; Xu, C.-Z. *Tetrahedron Lett.* **2003**, *44*, 9229.

⁶¹⁸Che, C.-M.; Cheng, K.-W.; Chan, M.C.W.; Lau, T.-C.; Mak, C.-K. *J. Org. Chem.* **2000**, *65*, 7996.

19-18 Oxidation of Arylmethanes to Aldehydes

Oxo-de-dihydro-bisubstitution

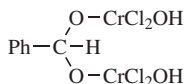


Methyl groups on an aromatic ring can be oxidized to the aldehyde stage by several oxidizing agents. The reaction is a special case of **19-17**. When the reagent is chromyl chloride (CrO_2Cl_2), the reaction is called the *Étard reaction*⁶¹⁹ and the yields are high.⁶²⁰ Another oxidizing agent is a mixture of CrO_3 and Ac_2O . In this case, the reaction stops at the aldehyde stage because the initial product is $\text{ArCH}(\text{OAc})_2$ (an acylal), which is resistant to further oxidation. Hydrolysis of the acylal gives the aldehyde.

Among other oxidizing agents⁶²¹ that have been used to accomplish the conversion of ArCH_3 to ArCHO are ceric ammonium nitrate,⁶²² ceric trifluoroacetate,⁶²³ hypervalent iodoso compounds (see **19-3**),⁶²⁴ urea- H_2O_2 with microwave irradiation,⁶²⁵ and silver(II) oxide.⁶²⁶ Oxidation of ArCH_3 to carboxylic acids is considered at **19-11**.

Conversion of ArCH_3 to ArCHO can also be achieved indirectly by bromination to give ArCHBr_2 (**14-1**), followed by hydrolysis (**10-2**).

The mechanism of the *Étard reaction* is not completely known.⁶²⁷ An insoluble complex is formed on addition of the reagents, which is hydrolyzed to the aldehyde. The complex is probably a kind of acylal, but the identity of the structure is not fully settled, although many proposals have been made as to its structure and as to how it is hydrolyzed.



35

It is known that ArCH_2Cl is not an intermediate (see **19-20**), since it reacts only very slowly with chromyl chloride. Magnetic susceptibility measurements⁶²⁸

⁶¹⁹The name *Étard reaction* is often applied to any oxidation with chromyl chloride, for example, oxidation of glycols (**19-7**), alkenes (**19-10**), and so on.

⁶²⁰For a review, see Hartford, W.H.; Darrin, M. *Chem. Rev.* **1958**, 58, 1, see pp. 25–53.

⁶²¹For a review of the use of oxidizing agents that are regenerated electrochemically, see Steckhan, E. *Top. Curr. Chem.* **1987**, 142, 1; 12–17.

⁶²²Trahanovsky, W.S.; Young, L.B. *J. Org. Chem.* **1966**, 31, 2033; Radhakrishna Murti, P.S.; Pati, S.C. *Chem. Ind. (London)* **1967**, 702; Syper, L. *Tetrahedron Lett.* **1967**, 4193. For oxidation with ceric ammonium nitrate and KBrO_3 , see Ganin, E.; Amer, I. *Synth. Commun.* **1995**, 25, 3149.

⁶²³Marrocco, M.; Brilmyer, G. *J. Org. Chem.* **1983**, 48, 1487. See also, Kreh, R.P.; Spotnitz, R.M.; Lundquist, J.T. *J. Org. Chem.* **1989**, 54, 1526.

⁶²⁴Nicolaou, K.C.; Baran, P.S.; Zhong, Y.-L. *J. Am. Chem. Soc.* **2001**, 123, 3183.

⁶²⁵Paul, S.; Nanda, P.; Gupta, R. *Synlett* **2004**, 531.

⁶²⁶Syper, L. *Tetrahedron Lett.* **1967**, 4193.

⁶²⁷For a review, see Nenitzescu, C.D. *Bull. Soc. Chim. Fr.* **1968**, 1349.

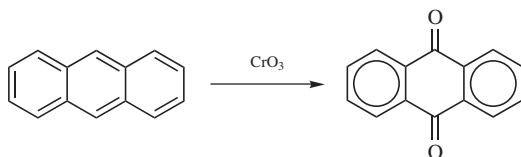
⁶²⁸Wheeler, O.H. *Can. J. Chem.* **1960**, 38, 2137. See also, Makhija, R.C.; Stairs, R.A. *Can. J. Chem.* **1968**, 46, 1255.

indicate that the complex from toluene is **35**, a structure first proposed by Étard. According to this proposal, the reaction stops after only two hydrogens have been replaced because of the insolubility of **35**. There is a disagreement on how **35** is formed, assuming that the complex has this structure. Both an ionic⁶²⁹ and a free-radical⁶³⁰ process have been proposed. An entirely different structure for the complex was proposed by Nenitzescu and co-workers.⁶³¹ On the basis of esr studies, they proposed that the complex is $\text{PhCH}_2\text{OCrCl}_2\text{OCrOCl}_2\text{OH}$, which is isomeric with **35**. However, this view has been challenged by Wiberg and Eisenthal,³³⁶ who interpret the esr result as being in accord with **35**. Still another proposal is that the complex is composed of benzaldehyde coordinated with reduced chromyl chloride.⁶³²

OS II, 441; III, 641; IV, 31, 713.

19-19 Oxidation of Aromatic Hydrocarbons to Quinones

Arene-quinone transformation



Condensed aromatic systems (including naphthalenes) can be directly oxidized to quinones by various oxidizing agents.^{258,633} Yields are generally not high, although good yields have been reported with ceric ammonium sulfate.⁶³⁴ Benzene cannot be so oxidized by strong oxidizing agents, but can be electrolytically oxidized to benzoquinone.⁶³⁵ Naphthalene derivatives, however, are oxidized to naphthoquinones with H_5IO_6 and CrO_3 .⁶³⁶ 1,4-Dimethoxy aromatic compounds are oxidized to para-quinones with an excess of CoF_3 in water-dioxane.⁶³⁷

OS IV, 698, 757. Also see, OS II, 554.

⁶²⁹Stairs, R.A. *Can. J. Chem.* **1964**, *42*, 550.

⁶³⁰Wiberg, K.B.; Eisenthal, R. *Tetrahedron* **1964**, *20*, 1151. See also, Gragerov, I.P.; Ponomarchuk, M.P. *J. Org. Chem. USSR* **1969**, *6*, 1125.

⁶³¹Necşoiu, I.; Przemetchi, V.; Ghenculescu, A.; Rentea, C.N.; Nenitzescu, C.D. *Tetrahedron* **1966**, *22*, 3037.

⁶³²Duffin, H.C.; Tucker, R.B. *Chem. Ind. (London)* **1966**, 1262; *Tetrahedron* **1968**, *24*, 6999.

⁶³³For reviews, see Naruta, Y.; Maruyama, K., in Patai, S.; Rappoport, Z. *The Chemistry of the Quinoid Compounds*, Vol. 2, pt. 1, Wiley, NY, **1988**, pp. 242–247; Hudlický, M. *Oxidations in Organic Chemistry*, American Chemical Society, Washington, DC, **1990**, pp. 94–96; Haines, A.H. *Methods for the Oxidation of Organic Compounds*, Vol. 1, Academic Press, NY, **1985**, pp. 182–185, 358–360; Thomson, R.H., in Patai, S. *The Chemistry of the Quinoid Compounds*, Vol. 1, pt. 1, Wiley, NY, **1974**, pp. 132–134. See also, Sket, B.; Zupan, M. *Synth. Commun.* **1990**, *20*, 933.

⁶³⁴Periasamy, M.; Bhatt, M.V. *Synthesis* **1977**, 330; Balanikas, G.; Hussain, N.; Amin, S.; Hecht, S.S. *J. Org. Chem.* **1988**, *53*, 1007.

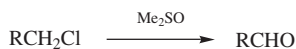
⁶³⁵See, for example, Ito, S.; Katayama, R.; Kunai, A.; Sasaki, K. *Tetrahedron Lett.* **1989**, *30*, 205.

⁶³⁶Yamazaki, S. *Tetrahedron Lett.* **2001**, *42*, 3355.

⁶³⁷Tomatsu, A.; Takemura, S.; Hashimoto, K.; Nakata, M. *Synlett* **1999**, 1474.

19-20 Oxidation of Primary Halides and Esters of Primary Alcohols to Aldehydes⁶³⁸

Oxo-de-hydro, halo-bisubstitution



Primary alkyl halides (chlorides, bromides, and iodides) can be oxidized to aldehydes easily and in good yields with dimethyl sulfoxide,⁶³⁹ in what has been called the *Kornblum reaction*. In Kornblum's original work, the reaction of α -halo ketones with DMSO at elevated temperatures gave good yields of the corresponding glyoxal (an α -keto-aldehyde).⁶⁴⁰ If the glyoxal could be removed from the reaction medium by distillation as it was formed, the reaction was very efficient. In many cases, it was difficult to isolate high boiling glyoxals from DMSO. Primary and secondary⁶⁴¹ alkyl iodides or tosylates⁶⁴² can be converted to aldehydes or ketones, although they are much less reactive than α -halo ketones. Epoxides⁶⁴³ have been used to give α -hydroxy ketones or aldehydes.⁶⁴⁴ The reaction with tosyl esters is an indirect way of oxidizing primary alcohols to aldehydes (**19-3**). Primary chlorides with DMSO, NaBr, and ZnO give the corresponding aldehyde when heated to 140°C.⁶⁴⁵ Primary allylic bromides with a cyano group on the C=C unit are converted to conjugated α -cyano aldehydes with DMSO and NaHCO₃ at room temperature.⁶⁴⁶

⁶³⁸For reviews of the reactions in this section, see Tidwell, T.T. *Org. React.* **1990**, 39, 297; *Synthesis* **1990**, 857; Haines, A.H. *Methods for the Oxidation of Organic Compounds*, Vol. 2, Academic Press, NY, **1988**, pp. 171–181, 402–406; Durst, T. *Adv. Org. Chem.* **1969**, 6, 285, see pp. 343–356; Epstein, W.W.; Sweat, F.W. *Chem. Rev.* **1967**, 67, 247; Moffatt, J.G., in Augustine, R.L.; Trecker, D.J. *Oxidation*, Vol. 2, Marcel Dekker, NY, **1971**, pp. 1–64. For a list of reagents, with references, see Larock, R.C. *Comprehensive Organic Transformations*, 2nd ed., Wiley-VCH, NY, **1999**, pp. 1222–1225.

⁶³⁹Nace, H.R.; Monagle, J.J. *J. Org. Chem.* **1959**, 24, 1792; Kornblum, N.; Jones, W.J.; Anderson, G.J. *J. Am. Chem. Soc.* **1959**, 81, 4113. This reaction is promoted by microwave irradiation; see Villemin, D.; Hammadi, M. *Synth. Commun.* **1995**, 25, 3141.

⁶⁴⁰Kornblum, N.; Powers, J.W.; Anderson, G.J.; Jones, W.J.; Larson, H.O.; Levand, O.; Weaver, W.M. *J. Am. Chem. Soc.* **1957**, 79, 6562.

⁶⁴¹Baizer, M.M. *J. Org. Chem.*, **1960**, 25, 670.

⁶⁴²Kornblum, N.; Jones, W.J.; Anderson, G.J. *J. Am. Chem. Soc.* **1959**, 81, 4113.

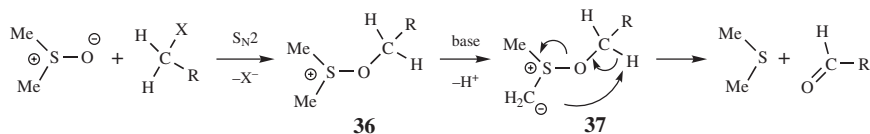
⁶⁴³Epoxides can be converted to α -halo ketones by treatment with bromodimethylsulfonium bromide: Olah, G.A.; Vankar, Y.D.; Arvanaghi, M. *Tetrahedron Lett.* **1979**, 3653.

⁶⁴⁴Cohen, T.; Tsuji, T. *J. Org. Chem.* **1961**, 26, 1681; Tsuji, T. *Tetrahedron Lett.* **1966**, 2413; Santosusso, T.M.; Swern, D. *Tetrahedron Lett.* **1968**, 4261; *J. Org. Chem.* **1975**, 40, 2764.

⁶⁴⁵Guo, Z.; Sawyer, R.; Prakash, I. *Synth. Commun.* **2001**, 31, 667; Guo, Z.; Sawyer, R.; Prakash, I. *Synth. Commun.* **2001**, 31, 3395.

⁶⁴⁶Ravichandran, S. *Synth. Commun.* **2001**, 31, 2185.

The mechanism of these DMSO oxidations is probably as follows:⁶⁴⁷



although in some cases the base abstracts a proton directly from the carbon being oxidized, in which case the ylid **37** is not an intermediate. Alkoxysulfonium salts (**36**) have been isolated.⁶⁴⁸ This mechanism predicts that secondary compounds should be oxidizable to ketones, and this is the case. In a related procedure for the oxidation of alcohols, the intermediate **36**⁶⁴⁹ is formed without the use of DMSO by treating the substrate with a complex generated from chlorine or NCS and dimethyl sulfide.⁶⁵⁰

Another way to oxidize primary alkyl halides to aldehydes is by the use of hexamethylenetetramine followed by water. However, this reaction, called the *Sommelet reaction*,⁶⁵¹ is limited to benzylic halides. The reaction is seldom useful when the R in RCH₂Cl is alkyl. The first part of the reaction is conversion to the amine ArCH₂NH₂, which can be isolated. Reaction of the amine with excess hexamethylenetetramine gives the aldehyde. It is this last step that is the actual Sommelet reaction, although the entire process can be conducted without isolation of intermediates. Once the amine is formed, it is converted to an imine (ArCH₂N=CH₂) with formaldehyde liberated from the reagent. The key step then follows: transfer of hydrogen from another mole of the arylamine to the imine. This last imine is then hydrolyzed by water to the aldehyde. Alternatively, the benzylamine may transfer hydrogen directly to hexamethylenetetramine. Another method that converts secondary bromides to ketones heads the bromide with NaIO₄ in DMF.⁶⁵²

Another reagent that convert benzylic halides to aldehydes is pyridine followed by *p*-nitrosodimethylaniline and then water, called the *Kröhnke reaction*. Primary halides and tosylates have been oxidized to aldehydes by trimethylamine *N*-oxide,⁶⁵³ and by pyridine *N*-oxide with microwave irradiation.⁶⁵⁴

⁶⁴⁷Pfütznner, K.E.; Moffatt, J.G. *J. Am. Chem. Soc.* **1965**, *87*, 5661; Johnson, C.R.; Phillips, W.G. *J. Org. Chem.* **1967**, *32*, 1926; Torrsell, K. *Acta Chem. Scand.* **1967**, *21*, 1.

⁶⁴⁸Torrsell, K. *Tetrahedron Lett.* **1966**, 4445; Johnson, C.R.; Phillips, W.G. *J. Org. Chem.* **1967**, *32*, 1926; Khuddus, M.A.; Swern, D. *J. Am. Chem. Soc.* **1973**, *95*, 8393.

⁶⁴⁹It has been suggested that in the DCC reaction, **36** is not involved, but the ylid **37** is formed directly from a precursor containing DCC and DMSO: Torrsell, K. *Tetrahedron Lett.* **1966**, 4445; Moffatt, J.G. *J. Org. Chem.* **1971**, *36*, 1909.

⁶⁵⁰Vilsmaier, E.; Sprügel, W. *Liebigs Ann. Chem.* **1971**, *747*, 151; Corey, E.J.; Kim, C.U. *J. Am. Chem. Soc.* **1972**, *94*, 7586; *J. Org. Chem.* **1973**, *38*, 1233; McCormick, J.P. *Tetrahedron Lett.* **1974**, 1701; Katayama, S.; Fukuda, K.; Watanabe, T.; Yamauchi, M. *Synthesis* **1988**, 178.

⁶⁵¹For a review, see Angyal, S.J. *Org. React.* **1954**, *8*, 197.

⁶⁵²Das, S.; Panigrahi, A.K.; Maikap, G.C. *Tetrahedron Lett.* **2003**, *44*, 1375.

⁶⁵³Franzen, V.; Otto, S. *Chem. Ber.* **1961**, *94*, 1360. For the use of other amine oxides, see Suzuki, S.; Onishi, T.; Fujita, Y.; Misawa, H.; Otera, J. *Bull. Chem. Soc. Jpn.* **1986**, *59*, 3287.

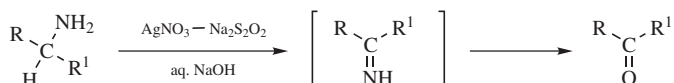
⁶⁵⁴Barbry, D.; Champagne, P. *Tetrahedron Lett.* **1996**, *37*, 7725.

In a clearly related reaction, benzylic bromides are oxidized to aryl carboxylic acids by photolysis in acetone in the presence of mesoporous silica.⁶⁵⁵

OS II, 336; III, 811; IV, 690, 918, 932; V, 242, 668, 825, 852, 872. Also see, OS V, 689; VI, 218.

19-21 Oxidation of Amines or Nitro Compounds to Aldehydes, Ketones, or Dihalides

Oxo-de-hydro, amino-bisubstitution (overall transformation)



Primary aliphatic amines can be oxidized to aldehydes or ketones.⁶⁵⁶ Other reagents used⁶⁵⁷ have been *N*-bromoacetamide⁶⁵⁸ (for benzylic amines), 3,5-di-*tert*-butyl-1,2-benzoquinone,⁶⁵⁹ and aqueous NaOCl with phase-transfer catalysts.⁶⁶⁰ Benzylic amine salts PhCHRNR'₂ H⁺ Cl⁻ (R, R' = H or alkyl) give benzaldehydes or aryl ketones when heated in DMSO.⁶⁶¹ Several indirect methods for achieving the conversion RR'CHNH₂ → RR'C=O (R' = alkyl, aryl, or H) have been reported.⁶⁶²

Primary, secondary, and tertiary aliphatic amines have been cleaved to give aldehydes, ketones, or carboxylic acids with aqueous bromine⁶⁶³ and with neutral permanganate.⁶⁶⁴ The other product of this reaction is the amine with one less alkyl group. In a different type of procedure, primary alkyl primary amines can be converted to *gem*-dihalides [RCH₂NH₂ → RCHX₂ (X = Br or Cl)] by treatment with an alkyl nitrite and the anhydrous copper(I) halide.⁶⁶⁵

Primary and secondary aliphatic nitro compounds have been oxidized to aldehydes and ketones, respectively (RR'CHNO₂ → RR'C=O) with sodium chlorite

⁶⁵⁵Itoh, A.; Kodama, T.; Inagaki, S.; Masaki, Y. *Org. Lett.* **2000**, 2, 2455.

⁶⁵⁶For a review, see Haines, A.H. *Methods for the Oxidation of Organic Compounds*, Vol. 2, Academic Press, NY, **1988**, pp. 200–220, 411–415.

⁶⁵⁷For lists of reagents, with references, see Larock, R.C. *Comprehensive Organic Transformations*, 2nd ed., Wiley-VCH, NY, **1999**, pp. 1225–1227; Hudlický, M. *Oxidations in Organic Chemistry*, American Chemical Society, Washington, DC, **1990**, p. 240.

⁶⁵⁸Banerji, K.K. *Bull. Chem. Soc. Jpn.* **1988**, 61, 3717.

⁶⁵⁹Corey, E.J.; Achiwa, K. *J. Am. Chem. Soc.* **1969**, 91, 1429. For a study of the mechanism, see Klein, R.F.X.; Bargas, L.M.; Horak, V. *J. Org. Chem.* **1988**, 53, 5994.

⁶⁶⁰Lee, G.A.; Freedman, H.H. *Tetrahedron Lett.* **1976**, 1641.

⁶⁶¹Traynelis, V.J.; Ode, R.H. *J. Org. Chem.* **1970**, 35, 2207. For other methods, see Takabe, K.; Yamada, T. *Chem. Ind. (London)* **1982**, 959; Azran, J.; Buchman, O.; Pri-Bar, I. *Bull. Soc. Chim. Belg.* **1990**, 99, 345.

⁶⁶²See, for example, Dinizo, S.E.; Watt, D.S. *J. Am. Chem. Soc.* **1975**, 97, 6900; Black, D.S.; Blackman, N.A. *Aust. J. Chem.* **1975**, 28, 2547; Scully, Jr., F.E.; Davis, R.C. *J. Org. Chem.* **1978**, 43, 1467; Doleschall, G. *Tetrahedron Lett.* **1978**, 2131; Babler, J.H.; Invergo, B.J. *J. Org. Chem.* **1981**, 46, 1937.

⁶⁶³Deno, N.C.; Fruit, Jr., R.E. *J. Am. Chem. Soc.* **1968**, 90, 3502.

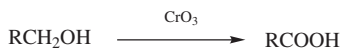
⁶⁶⁴Rawalay, S.S.; Shechter, H. *J. Org. Chem.* **1967**, 32, 3129. For another procedure, see Monković, I.; Wong, H.; Bachand, C. *Synthesis* **1985**, 770.

⁶⁶⁵Doyle, M.P.; Siegfried, B. *J. Chem. Soc. Chem. Commun.* **1976**, 433.

under phase transfer conditions,⁶⁶⁶ tetrapropylammonium perruthenate (TPAP),⁶⁶⁷ Oxone[®],⁶⁶⁸ as well as with other reagents.⁶⁶⁹ Vinyl nitro compounds were converted to α -alkylated ketones, with good enantioselectivity, using R_2Zn , a chiral copper catalyst followed by hydrolysis with 20% aqueous sulfuric acid.⁶⁷⁰

19-22 Oxidation of Primary Alcohols to Carboxylic Acids or Carboxylic Esters

Oxo-de-dihydro-bisubstitution



Primary alcohols can be oxidized to carboxylic acids by many strong oxidizing agents including chromic acid, permanganate,⁶⁷¹ and nitric acid.⁶⁷² Other reagents include H_5IO_6/CrO_3 .⁶⁷³ The reaction can be looked on as a combination of **19-3** and **19-23**. When acidic conditions are used, a considerable amount of carboxylic ester $RCOOCH_2R$ is often isolated, although this is probably not formed by a combination of the acid with unreacted alcohol, but by a combination of intermediate aldehyde with unreacted alcohol to give an acetal or hemiacetal, which is oxidized to the ester.⁶⁷⁴ Aliphatic primary alcohols are converted to the carboxylic acid with 30% aq. H_2O_2 , tetrabutylammonium hydrogen sulfate and a tungsten catalyst with microwave irradiation.⁶⁷⁵ Oxone[®] in DMF also converts aliphatic aldehydes to the corresponding carboxylic acid.⁶⁷⁶ Benzylic alcohols are oxidized to benzoic acid derivatives by treatment first with TEMPO⁶⁷⁷ (p. 274), and then $NaClO_2$.⁶⁷⁸ A combination of $NaClO_2$ and NaH_2PO_4 in aq. DMSO oxidizes aldehydes to acids even in the presence of a disulfide

⁶⁶⁶Ballini, R.; Petrini, M. *Tetrahedron Lett.* **1989**, 30, 5329.

⁶⁶⁷Tokunaga, Y.; Ihara, M.; Fukumoto, K. *J. Chem. Soc. Perkin Trans. 1* **1997**, 207.

⁶⁶⁸Ceccherelli, P.; Curini, M.; Marcotullio, M.C.; Epifano, F.; Rosati, O. *Synth. Commun.* **1998**, 28, 3057.

⁶⁶⁹For a list of reagents, with references, see Larock, R.C. *Comprehensive Organic Transformations*, 2nd ed., Wiley-VCH, NY, **1999**, pp. 1227–1228.

⁶⁷⁰Luchaco-Cullis, C.A.; Hoveyda, A.H. *J. Am. Chem. Soc.* **2002**, 124, 8192.

⁶⁷¹For a discussion of the mechanism of this oxidation, see Rankin, K.N.; Liu, Q.; Hendry, J.; Yee, H.; Noureldin, N.A.; Lee, D.G. *Tetrahedron Lett.* **1998**, 39, 1095.

⁶⁷²For reviews, see Hudlický, M. *Oxidations in Organic Chemistry*, American Chemical Society, Washington, DC, **1990**, pp. 127–132; Haines, A.H. *Methods for the Oxidation of Organic Compounds*, Vol. 2, Academic Press, NY, **1988**, 148–165, 391–401. For a list of reagents, with references, see Larock, R.C. *Comprehensive Organic Transformations*, 2nd ed., Wiley-VCH, NY, **1999**, pp. 1646–1650.

⁶⁷³Zhao, M.; Li, J.; Song, Z.; Desmond, R.; Tschaen, D.M.; Grabowski, E.J.J.; Reider, P.J. *Tetrahedron Lett.* **1998**, 39, 5323

⁶⁷⁴Craig, J.C.; Horning, E.C. *J. Org. Chem.* **1960**, 25, 2098. See also, Berthon, B.; Forestiere, A.; Leleu, G.; Sillion, B. *Tetrahedron Lett.* **1981**, 22, 4073; Nwaukwa, S.O.; Keehn, P.M. *Tetrahedron Lett.* **1982**, 23, 35.

⁶⁷⁵Bogdał D.; Łukasiewicz, M. *Synlett* **2000**, 143.

⁶⁷⁶Travis, B.R.; Sivakumar, M.; Hollist, G.O.; Borhan, B. *Org. Lett.* **2003**, 5, 1031.

⁶⁷⁷For other oxidations of this type utilizing TEMPO, see DeLuca, L.; Giacomelli, G.; Masala, S.; Porcheddu, A. *J. Org. Chem.* **2003**, 68, 4999. For a reaction using polymer-bound TEMPO, see Yasuda, K.; Ley, S.V. *J. Chem. Soc., Perkin Trans. 1* **2002**, 1024.

⁶⁷⁸Zhao, M.; Li, J.; Mano, E.; Song, Z.; Tschaen, D.M.; Grabowski, E.J.J.; Reider, P.J. *J. Org. Chem.* **1999**, 64, 2564.

elsewhere in the molecule.⁶⁷⁹ Similar oxidation to the acid occurred with $\text{NaIO}_4/\text{RuCl}_3$ in aqueous acetonitrile,⁶⁸⁰ 30% aq. H_2O_2 , and a cobalt–salen catalyst,⁶⁸¹ or oxygen on alumina with microwave irradiation.⁶⁸² Aliphatic alcohols are converted to a symmetrical ester ($\text{RCH}_2\text{OH} \rightarrow \text{RCOOCH}_2\text{R}$) by oxidation with PCC on aluminum without solvent.⁶⁸³ Oxone in aqueous methanol also converts aryl aldehydes to the corresponding ester.⁶⁸⁴ Allylic alcohols are converted to conjugated esters with MnO_2 , NaCN in methanol–acetic acid.⁶⁸⁵ Primary alcohols are oxidized to the methyl ester with trichloroisocyanuric acid in methanol.⁶⁸⁶ This reagent also converts diols to lactones.

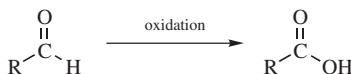
Primary alcohols RCH_2OH can be directly oxidized to acyl fluorides RCOF with cesium fluoroxysulfate.⁶⁸⁷ Lactones can be prepared by oxidizing diols in which at least one OH is primary,⁶⁸⁸ and addition of a chiral additive, such as sparteine, leads to lactones with high asymmetric induction.⁶⁸⁹ 2-(3-Hydroxypropyl)aniline was oxidized to an acyl derivative that cyclized to give a lactam when heated with a rhodium catalyst.⁶⁹⁰

Primary alkyl ethers can be selectively cleaved to carboxylic acids by aq. Br_2 ($\text{RCH}_2\text{OR}' \rightarrow \text{RCOOH}$).⁶⁹¹ Secondary allylic alcohols are converted to ketones with 70% *tert*-butylhydroperoxide with a CrO_3 catalyst.⁶⁹²

OS I, 138, 168; IV, 499, 677; V, 580; VII, 406; IX, 462; 81, 195. Also see, OS III, 745.

19-23 Oxidation of Aldehydes to Carboxylic Acids

Hydroxylation or Hydroxy-de-hydrogenation



⁶⁷⁹Fang, X.; Bandarage, U.P.; Wang, T.; Schroeder, J.D.; Garvey, D.S. *Synlett* **2003**, 489.

⁶⁸⁰Prashad, M.; Lu, Y.; Kim, H.-Y.; Hu, B.; Repic, O.; Blacklock, T.J. *Synth. Commun.* **1999**, 29, 2937.

⁶⁸¹Das, S.; Punniyamurthy, T. *Tetrahedron Lett.* **2003**, 44, 6033.

⁶⁸²Reddy, D.S.; Reddy, P.P.; Reddy, P.S.N. *Synth. Commun.* **1999**, 29, 2949.

⁶⁸³Bhar, S.; Chaudhuri, S.K. *Tetrahedron* **2003**, 59, 3493.

⁶⁸⁴Koo, B.-S.; Kim, E.-H.; Lee, K.-J. *Synth. Commun.* **2002**, 32, 2275.

⁶⁸⁵Foot, J.S.; Kanno, H.; Giblin, G.M.P.; Taylor, R.J.K. *Synlett* **2002**, 1293.

⁶⁸⁶Hiegel, G.A.; Gilley, C.B. *Synth. Commun.* **2003**, 33, 2003.

⁶⁸⁷Stavber, S.; Planinsek, Z.; Zupan, M. *Tetrahedron Lett.* **1989**, 30, 6095.

⁶⁸⁸For examples of the preparation of lactones by oxidation of diols, see Jefford, C.W.; Wang, Y. *J. Chem. Soc. Chem. Commun.* **1988**, 634; Jones, J.B.; Hirano, M.; Yakabe, S.; Morimoto, T. *Synth. Commun.* **1998**, 28, 123; Suzuki, T.; Morita, K.; Tsuchida, M.; Hiroi, K. *Org. Lett.* **2002**, 4, 2361; Hansen, T.M.; Florence, G.J.; Lugo-Mas, P.; Chen, J.; Abrams, J.N.; Forsynth, C.J. *Tetrahedron Lett.* **2003**, 44, 57; Suzuki, T.; Morita, K.; Matsuo, Y.; Hiroi, K. *Tetrahedron Lett.* **2003**, 44, 2003. For a list of reagents used to effect this conversion, with references, see Larock, R.C. *Comprehensive Organic Transformations*, 2nd ed., Wiley-VCH, NY, **1999**, pp. 1650–1652.

⁶⁸⁹Yanagisawa, Y.; Kashiwagi, Y.; Kurashima, F.; Anzai, J.; Osa, T.; Bobbitt, J.M. *Chem. Lett.* **1996**, 1043.

⁶⁹⁰Fujita, K.-i.; Takahashi, Y.; Owaki, M.; Yamamoto, K.; Yamaguchi, R. *Org. Lett.* **2004**, 6, 2785.

⁶⁹¹Although these references refer to oxidation of alkyl ethers to ketones, oxidation to carboxylic acids is also possible. See Deno, N.C.; Potter, N.H. *J. Am. Chem. Soc.* **1967**, 89, 3550, 3555. See also, Miller, L.L.; Wolf, J.F.; Mayeda, E.A. *J. Am. Chem. Soc.* **1971**, 93, 3306; Saigo, K.; Morikawa, A.; Mukaiyama, T. *Chem. Lett.* **1975**, 145; Olah, G.A.; Gupta, B.G.B.; Fung, A.P. *Synthesis* **1980**, 897.

⁶⁹²Chandrasekhar, S.; Mohanty, P.K.; Ramachander, T. *Synlett* **1999**, 1063.

Oxidation of aldehydes-to-carboxylic acids is quite common⁶⁹³ and has been carried out with many oxidizing agents, the most popular of which is permanganate in acid, basic, or neutral solution.⁶⁹⁴ Chromic acid,⁶⁹⁵ bromine, and Oxone[®],⁶⁹⁶ are other reagents frequently employed. Bromate exchange resin in refluxing acetone oxidizes aryl aldehydes-to aryl-carboxylic acids.⁶⁹⁷ Silver oxide is a fairly specific oxidizing agent for aldehydes and does not readily attack other groups. Benedict's and Fehling's solutions oxidize aldehydes,⁶⁹⁸ and there is a test for aldehydes that depends on this reaction, but the method is seldom used for preparative purposes. In any case, it gives very poor results with aromatic aldehydes. α,β -Unsaturated aldehydes can be oxidized by sodium chlorite without disturbing the double bond.⁶⁹⁹ Aldehydes are also oxidized to carboxylic acids by atmospheric oxygen, but the actual direct oxidation product in this case is the peroxy acid RCO_3H ,⁷⁰⁰ which with another molecule of aldehyde, disproportionates to give two molecules of acid (see **14-7**).⁷⁰¹ Aryl aldehydes are converted to the corresponding aryl carboxylic ester with hydrogen peroxide and a V_2O_5 catalyst⁷⁰² or a titanosilicate⁷⁰³ in an alcohol solvent. Heating an α -bromoaldehyde with an alcohol and a triazolium carbene leads to the corresponding ester.⁷⁰⁴ *N*-Bromophthalimide and mercuric

⁶⁹³For reviews, see Haines, A.H. *Methods for the Oxidation of Organic Compounds*, Academic Press, NY, **1988**, pp. 241–263, 423–428; Chinn, L.J. *Selection of Oxidants in Synthesis*, Marcel Dekker, NY, **1971**, pp. 63–70; Lee, D.G., in Augustine, R.L. *Oxidation*, Vol. 1, Marcel Dekker, NY, **1969**, pp. 81–86.

⁶⁹⁴For lists of some of the oxidizing agents used, with references, see Hudlický, M. *Oxidations in Organic Chemistry*, American Chemical Society, Washington, DC, **1990**, pp. 174–180; Larock, R.C. *Comprehensive Organic Transformations*, 2nd ed., Wiley-VCH, NY, **1999**, pp. 1653–1661; Srivastava, R.G.; Venkataramani, P.S. *Synth. Commun.* **1988**, *18*, 2193. See also, Haines, A.H. *Methods for the Oxidation of Organic Compounds*, Academic Press, NY, **1988**.

⁶⁹⁵For a review, see Cainelli, G.; Cardillo, G. *Chromium Oxidations in Organic Chemistry*, Springer, NY, **1984**, pp. 217–225.

⁶⁹⁶Webb, K.S.; Ruskay, S.J. *Tetrahedron* **1998**, *54*, 401.

⁶⁹⁷Chetri, A.B.; Kalita, B.; Das, P.J. *Synth. Commun.* **2000**, *30*, 3317.

⁶⁹⁸For a review, see Nigh, W.G., in Trahanovsky, W.S. *Oxidation in Organic Chemistry*, pt. B, Academic Press, NY, **1973**, pp. 31–34.

⁶⁹⁹Bal, B.S.; Childers Jr., W.E.; Pinnick, H.W. *Tetrahedron* **1981**, *37*, 2091; Dalcanale, E.; Montanari, F. *J. Org. Chem.* **1986**, *51*, 567. See also Bayle, J.P.; Perez, F.; Courtieu, J. *Bull. Soc. Chim. Fr.* **1990**, 565.

⁷⁰⁰For a review of the preparation of peroxy acids by this and other methods, see Swern, D., in Swern, D. *Organic Peroxides*, Vol. 1, Wiley, NY, **1970**, pp. 313–516.

⁷⁰¹For reviews of the autoxidation of aldehydes, see Vardanyan, I.A.; Nalbandyan, A.B. *Russ. Chem. Rev.* **1985**, *54*, 532 (gas phase); Sajus, L.; Sérée de Roch, I., in Bamford, C.H., Tipper, C.F.H. *Comprehensive Chemical Kinetics*, Vol. 16, Elsevier, NY, **1980**, pp. 89–124 (liquid phase); Maslov, S.A.; Blyumberg, E.A. *Russ. Chem. Rev.* **1976**, *45*, 155 (liquid phase). For a review of photochemical oxidation of aldehydes by O_2 , see Niclause, M.; Lemaire, J.; Letort, M. *Adv. Photochem.* **1966**, *4*, 25. For a discussion of the mechanism of catalyzed atmospheric oxidation of aldehydes, see Larkin, D.R. *J. Org. Chem.* **1990**, *55*, 1563.

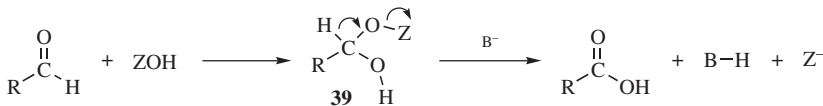
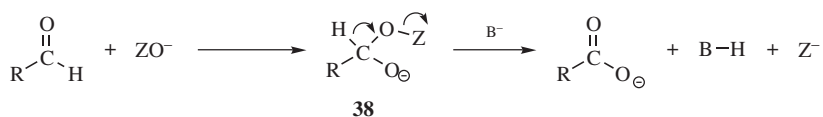
⁷⁰²Gopinath, R.; Patel, B.K. *Org. Lett.* **2000**, *2*, 577.

⁷⁰³Chavan, S.P.; Dantale, S.W.; Govande, C.A.; Venkatraman, M.S.; Praveen, C. *Synlett* **2002**, 267.

⁷⁰⁴Reynolds, N.T.; de Alaniz, J.R.; Rovis, T. *J. Am. Chem. Soc.* **2004**, *126*, 9518.

acetate oxidizes aryl aldehydes to aryl carboxylic acids in chloroform at room temperature.⁷⁰⁵ An aldehyde can be converted to the carboxylic acid by treatment with 30% hydrogen peroxide and methyl(trioctyl)ammonium hydrogen sulfate at 90°C.⁷⁰⁶ Aryl aldehydes are similarly oxidized by a mixture of hydrogen peroxide and selenium dioxide (SeO₂).⁷⁰⁷ Aldehydes (RCHO) can be directly converted to carboxylic esters (RCOOR') by treatment with Br₂ in the presence of an alcohol.⁷⁰⁸ Polymer-bound hypervalent iodine + TEMPO oxidizes aldehydes to acids.⁷⁰⁹

Mechanisms of aldehyde oxidation⁷¹⁰ are not firmly established, but there seem to be at least two main types: a free-radical mechanism and an ionic one. In the free-radical process, the aldehydic hydrogen is abstracted to leave an acyl radical, which obtains OH from the oxidizing agent. In the ionic process, the first step is addition of a species ⁻OZ to the carbonyl bond to give **38** in alkaline solution and **39** in acid or neutral solution. The aldehydic hydrogen of **38** or **39** is then lost as a proton to a base, while Z leaves with its electron pair.



For oxidation with acid dichromate the picture seems to be quite complex, with several processes of both types going on:⁷¹¹

⁷⁰⁵Anjum, A.; Srinivas, P. *Chem. Lett.* **2001**, 900.

⁷⁰⁶Sato, K.; Hyodo, M.; Takagi, J.; Aoki, M.; Noyori, R. *Tetrahedron Lett.* **2000**, 41, 1439.

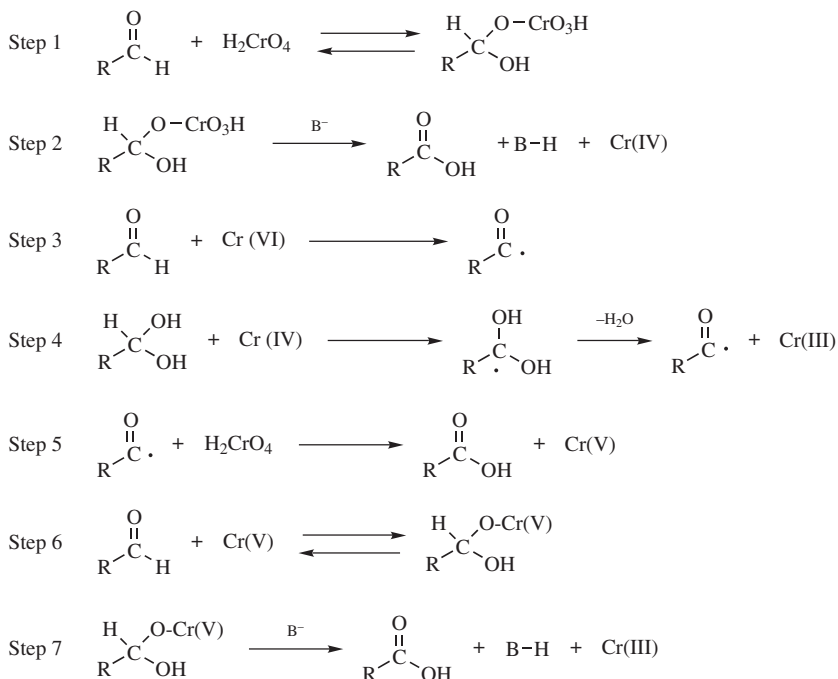
⁷⁰⁷Wójtowicz, H.; Brzą szcz, M.; Kloc, K.; M tochowski, J. *Tetrahedron* **2001**, 57, 9743.

⁷⁰⁸Williams, D.R.; Klingler, F.D.; Allen, E.E.; Lichtenthaler, F.W. *Tetrahedron Lett.* **1988**, 29, 5087; Al Neirabeyeh, M.; Pujol, M.D. *Tetrahedron Lett.* **1990**, 31, 2273. For other methods, see Sundararaman, P.; Walker, E.C.; Djerassi, C. *Tetrahedron Lett.* **1978**, 1627; Grigg, R.; Mitchell, T.R.B.; Sutthivaiyakit, S. *Tetrahedron* **1981**, 37, 4313; Massoui, M.; Beaupère, D.; Nadjo, L.; Uzan, R. *J. Organomet. Chem.* **1983**, 259, 345; O'Connor, B.; Just, G. *Tetrahedron Lett.* **1987**, 28, 3235; McDonald, C.; Holcomb, H.; Kennedy, K.; Kirkpatrick, E.; Leathers, T.; Vanemon, P. *J. Org. Chem.* **1989**, 54, 1212. For a list of reagents, with references, see Larock, R.C. *Comprehensive Organic Transformations*, 2nd ed., Wiley-VCH, NY, **1999**, pp. 1661–1669.

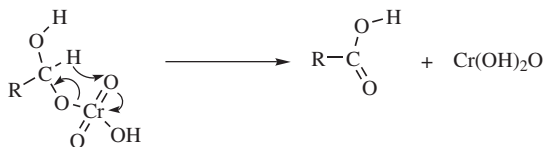
⁷⁰⁹Tashino, Y.; Togo, H. *Synlett* **2004**, 2010.

⁷¹⁰For a review, see Roček, J., in Patai, S. *The Chemistry of the Carbonyl Group*, Vol. 1, Wiley, NY, **1966**, pp. 461–505.

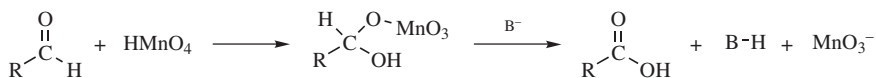
⁷¹¹Wiberg, K.B.; Szeimies, G. *J. Am. Chem. Soc.* **1974**, 96, 1889. See also, Roček, J.; Ng, C. *J. Am. Chem. Soc.* **1974**, 96, 1522, 2840; Sen Gupta, S.; Dey, S.; Sen Gupta, K.K. *Tetrahedron* **1990**, 46, 2431.



Steps 1 and 2 constitute an oxidation by the ionic pathway by Cr(VI), and steps 6 and 7 a similar oxidation by Cr(V), which is produced by an electron-transfer process. Either Cr(VI) (step 3) or Cr(IV) (step 4) [Cr(IV) is produced in step 2] may abstract a hydrogen and the resulting acyl radical is converted to carboxylic acid in step 5. Thus, chromium in three oxidation states is instrumental in oxidizing aldehydes. Still another possible process has been proposed in which the chromic acid ester decomposes as follows:⁷¹²



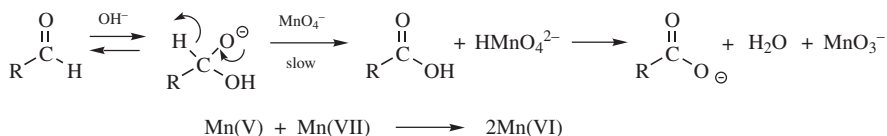
The mechanism with permanganate is less well known, but an ionic mechanism has been proposed⁷¹³ for neutral and acid permanganate, similar to steps 1 and 2 for dichromate:



⁷¹²See Roček, J.; Ng, C. *J. Org. Chem.* **1973**, *38*, 3348.

⁷¹³See, for example, Freeman, F.; Lin, D.K.; Moore, G.R. *J. Org. Chem.* **1982**, *47*, 56; Jain, A.L.; Banerji, K.K. *J. Chem. Res. (S)* **1983**, 60.

For alkaline permanganate, the following mechanism has been proposed:⁷¹⁴



OS I, 166; II, 302, 315, 538; III, 745; IV, 302, 493, 499, 919, 972, 974.

The conversion of thioketones to sulfines ($\text{R}_2\text{C}=\text{S}=\text{O}$) is difficult to categorize into the sections available, and it placed after oxidation of ketones and aldehydes. The reaction of a thioketone with hydrogen peroxide and a catalytic amount of MTO (methyl trioxorhenium) gives the sulfine.⁷¹⁵

19-24 Oxidation of Carboxylic Acids to Peroxy Acids

Peroxy-de-hydroxy-substitution

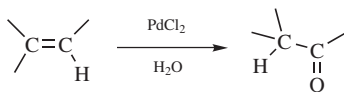


The oxidation of carboxylic acids with H_2O_2 and an acid catalyst is the best general method for the preparation of peroxy acids.⁷¹⁶ A mixture of $\text{Me}_2\text{C}(\text{OMe})\text{OOH}$ and DCC has also been used.⁷¹⁷ The most common catalyst for aliphatic R is concentrated sulfuric acid. The reaction is an equilibrium and is driven to the right by removal of water or by the use of excess reagents. For aromatic R, the best catalyst is methanesulfonic acid, which is also used as the solvent.

D. Reactions in Which Oxygen is Added to the Substrate

19-25 Oxidation of Alkenes to Aldehydes and Ketones

1/Oxo-(1/→2/hydro)-migr-attachment



⁷¹⁴Freeman, F.; Brant, J.B.; Hester, N.B.; Kamego, A.A.; Kasner, M.L.; McLaughlin, T.G.; Paul, E.W. *J. Org. Chem.* **1970**, *35*, 982.

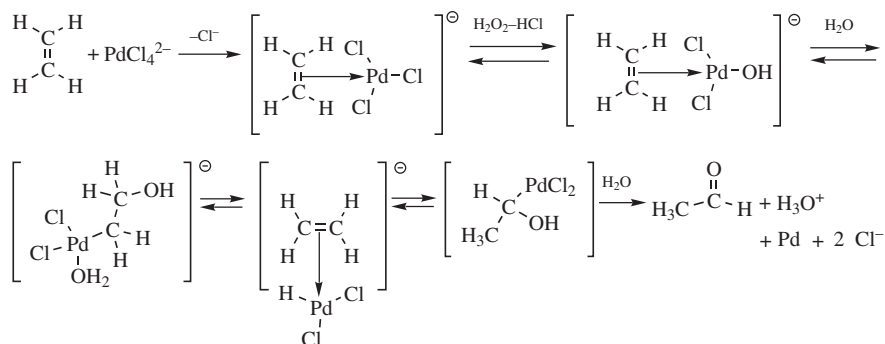
⁷¹⁵Huang, R.; Espenson, J.H. *J. Org. Chem.* **1999**, *64*, 6935.

⁷¹⁶For a review of the preparation of peroxy acids, see Swern, D., in Swern, D. *Organic Peroxides*, Vol. 1, Wiley, NY, **1970**, pp. 313–516.

⁷¹⁷Dussault, P.; Sahli, A. *J. Org. Chem.* **1992**, *57*, 1009.

Monosubstituted and 1,2-disubstituted alkenes can be oxidized to aldehydes and ketones by palladium chloride and similar salts of noble metals.⁷¹⁸ 1,1-Disubstituted alkenes generally give poor results. The reaction is used industrially to prepare acetaldehyde from ethylene (the *Wacker process*), but it is also suitable for laboratory preparations. The palladium chloride is reduced to palladium. Because the reagent is expensive, the reaction is usually carried out with a co-oxidant, most often CuCl_2 , whose function is to reoxidize the Pd to Pd(II). The CuCl_2 is reduced to Cu(I), which itself is reoxidized to Cu(II) by air, so that atmospheric oxygen is the only oxidizing agent actually used up. Many other co-oxidants have been tried, among them O_3 , Fe^{3+} , and PbO_2 . Terminal alkenes are oxidized to methyl ketones with O_2 and a palladium catalyst with 20% pyridine in *Z*-propanol.⁷¹⁹ *tert*-Butylhydroperoxide in bromoperfluorooctane–benzene oxidizes styrene to acetophenone in a Wacker-type process.⁷²⁰ The principal product is an aldehyde only from ethylene: With other alkenes Markovnikov's rule is followed, and ketones are formed predominantly.

The generally accepted mechanism involves π complexes of palladium.⁷²¹



This mechanism accounts for the fact, established by deuterium labeling, that the four hydrogens of the acetaldehyde all come from the original ethylene and none from the solvent.

⁷¹⁸For a monograph, see Henry, P.M. *Palladium Catalyzed Oxidation of Hydrocarbons*, D. Reidel Publishing Co., Dordrecht, **1980**. For reviews, see Tsuji, J. *Organic Synthesis with Palladium Compounds*, Springer, NY, **1980**, pp. 6–12; *Synthesis* **1990**, 739; **1984**, 369; *Adv. Org. Chem.* **1969**, 6, 109, see pp. 119–131; Heck, R.F. *Palladium Reagents in Organic Syntheses*, Academic Press, NY, **1985**, pp. 59–80; Sheldon, R.A.; Kochi, J.K. *Metal-Catalyzed Oxidations of Organic Compounds*, Academic Press, NY, **1981**, pp. 189–193, 299–303; Henry, P.M. *Adv. Organomet. Chem.* **1975**, 13, 363, see pp. 378–388; Jira, R.; Freiesleben, W. *Organomet. React.* **1972**, 3, 1, pp. 1–44; Khan, M.M.T.; Martell, A.E. *Homogeneous Catalysis by Metal Complexes*, Vol. 2, Academic Press, NY, **1974**, pp. 77–91; Hüttel, R. *Synthesis* **1970**, 225, see pp. 225–236; Aguiló, A. *Adv. Organomet. Chem.* **1967**, 5, 321; Bird, C.W. *Transition Metal Intermediates in Organic Synthesis*, Academic Press, NY, **1967**, pp. 88–111.

⁷¹⁹Nishimura, T.; Kakiuchi, N.; Onoue, T.; Ohe, K.; Uemura, S. *J. Chem. Soc., Perkin Trans. 1* **2000**, 1915.

⁷²⁰Betzemeier, B.; Lhermitte, F.; Knochel, P. *Tetrahedron Lett.* **1998**, 39, 6667.

⁷²¹Henry, P.M. *J. Am. Chem. Soc.* **1972**, 94, 4437; Jira, R.; Sedlmeier, J.; Smidt, J. *Liebigs Ann. Chem.* **1966**, 693, 99; Hosokawa, T.; Maitlis, P.M. *J. Am. Chem. Soc.* **1973**, 95, 4924; Moiseev, I.I.; Levanda, O.G.; Vargafik, M.N. *J. Am. Chem. Soc.* **1974**, 96, 1003; Bäckvall, J.; Åkermark, B.; Ljunggren, S.O. *J. Am. Chem. Soc.* **1979**, 101, 2411; Zaw, K.; Henry, P.M. *J. Org. Chem.* **1990**, 55, 1842.

Similar reactions have been carried out with other oxidizing agents. An example involving migration of an alkyl group instead of hydrogen is oxidation of $\text{Me}_2\text{C}=\text{CMe}_2$ with peroxytrifluoroacetic acid-boron trifluoride to give Me_3COME (pinacolone).⁷²² This reaction consists of epoxidation (**15-50**) followed by pinacol rearrangement of the epoxide (**18-2**). A migration is also involved in the conversion of $\text{ArCH}=\text{CHCH}_3$ to $\text{ArCH}(\text{CH}_3)\text{CHO}$ by treatment with $\text{I}_2\text{-Ag}_2\text{O}$ in aqueous dioxane.⁷²³

Other reagents used have been $\text{Pb}(\text{OAc})_4\text{-F}_3\text{CCOOH}$ ⁷²⁴ (e.g., $\text{PhCH}=\text{CH}_2 \rightarrow \text{PhCH}_2\text{CHO}$), H_2O_2 and a Pd catalyst,⁷²⁵ $\text{H}_2\text{O-PdCl}_2\text{-polyethylene glycol}$,⁷²⁶ $\text{CrO}_3\text{-H}_2\text{SO}_4\text{-Hg(II) salts}$,⁷²⁷ and $\text{Hg}(\text{OAc})_2$ followed by PdCl_2 .⁷²⁸ The reaction has also been accomplished electrochemically.⁷²⁹ Terminal alkenes react with ceric ammonium nitrate in methanol to give α -methoxy ketones.⁷³⁰

Alkenes have also been converted to more highly oxidized products. Examples are (1) treatment with KMnO_4 in aqueous acetone containing acetic acid gives α -hydroxy ketones.⁷³¹ (2) 1,2-Disubstituted and trisubstituted alkenes give α -chloro ketones when oxidized with chromyl chloride in acetone: $\text{RCH}=\text{CR}'\text{R}^2 \rightarrow \text{RCOCCIR}'\text{R}^2$.⁷³² (3) α -Iodo ketones can be prepared by treating alkenes with bis-(sym-collidine)iodine(I) tetrafluoroborate.⁷³³ (4) potassium permanganate in acetic anhydride oxidizes large-ring cycloalkenes to 1,2-diketones.⁷³⁴

Enol ethers are oxidized to carboxylic esters ($\text{RCH}=\text{CHOR}' \rightarrow \text{RCH}_2\text{COOR}'$) with PCC ⁷³⁵ and enamines to α -amino ketones ($\text{R}^1\text{CH}=\text{CR}_2\text{NR} \rightarrow \text{R}^1\text{COCR}_2\text{NR}$) with *N*-sulfonyloxaziridines.⁷³⁶ Enamines ($\text{R}^1\text{R}^4\text{C}=\text{CR}^2\text{NR}_3$, $\text{R}^4 \neq \text{H}$) do not give these products, but lose the amino group to give α -hydroxy ketones, $\text{R}^1\text{R}^4\text{C}(\text{OH})\text{-COR}^2$.⁷³⁶ Carboxylic acids can be prepared from terminal alkynes ($\text{RC}\equiv\text{CH} \rightarrow$

⁷²²Hart, H.; Lerner, L.R. *J. Org. Chem.* **1967**, *32*, 2669.

⁷²³Kikuchi, H.; Kogure, K.; Toyoda, M. *Chem. Lett.* **1984**, 341.

⁷²⁴Lethbridge, A.; Norman, R.O.C.; Thomas, C.B. *J. Chem. Soc. Perkin Trans. 1* **1973**, 35.

⁷²⁵Roussel, M.; Mimoun, H. *J. Org. Chem.* **1980**, *45*, 5387.

⁷²⁶Alper, H.; Januszkiewicz, K.; Smith, D.J.H. *Tetrahedron Lett.* **1985**, *26*, 2263.

⁷²⁷Rogers, H.R.; McDermott, J.X.; Whitesides, G.M. *J. Org. Chem.* **1975**, *40*, 3577.

⁷²⁸Rodeheaver, G.T.; Hunt, D.F. *Chem. Commun.* **1971**, 818. See also, Hunt, D.F.; Rodeheaver, G.T. *Tetrahedron Lett.* **1972**, 3595.

⁷²⁹See Tsuji, J.; Minato, M. *Tetrahedron Lett.* **1987**, *28*, 3683.

⁷³⁰Nair, V.; Nair, L.G.; Panicker, S.B.; Sheeba, V.; Augustine, A. *Chem. Lett.* **2000**, 584.

⁷³¹Srinivasan, N.S.; Lee, D.G. *Synthesis* **1979**, 520. See also, Baskaran, S.; Das, J.; Chandrasekaran, S. *J. Org. Chem.* **1989**, *54*, 5182.

⁷³²Sharpless, K.B.; Teranishi, A.Y. *J. Org. Chem.* **1973**, *38*, 185. See also, Cardillo, G.; Shimizu, M. *J. Org. Chem.* **1978**, *42*, 4268; D'Ascoli, R.; D'Auria, M.; Nucciarelli, L.; Piancatelli, G.; Scettri, A. *Tetrahedron Lett.* **1980**, *21*, 4521; Kageyama, T.; Tobito, Y.; Katoh, A.; Ueno, Y.; Okawara, M. *Chem. Lett.* **1983**, 1481; Lee, J.G.; Ha, D.S. *Tetrahedron Lett.* **1989**, *30*, 193.

⁷³³Evans, R.D.; Schauble, J.H. *Synthesis* **1986**, 727.

⁷³⁴Jensen, H.P.; Sharpless, K.B. *J. Org. Chem.* **1974**, *39*, 2314.

⁷³⁵Piancatelli, G.; Scettri, A.; D'Auria, M. *Tetrahedron Lett.* **1977**, 3483. When $\text{R}^1\text{CR}^2\text{C}=\text{CR}^3\text{OR}^4$ are used, cleavage of the double bond takes place instead: Baskaran, S.; Islam, I.; Raghavan, M.; Chandrasekaran, S. *Chem. Lett.* **1987**, 1175.

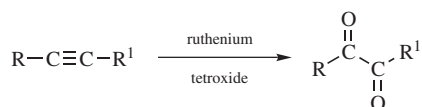
⁷³⁶Davis, F.A.; Sheppard, A.C. *Tetrahedron Lett.* **1988**, *29*, 4365.

RCH₂COOH) by conversion of the alkyne to its phenylthio ether (RC≡CSPh) and treatment of this with HgSO₄ in HOAc–H₂SO₄.⁷³⁷

OS VI, 1028; VII, 137; VIII, 208.

19-26 The Oxidation of Alkynes to α-Diketones

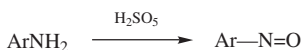
Dioxo-biaddition



Internal alkynes have been oxidized⁷³⁸ to α-diketones by several oxidizing agents,⁷³⁹ including neutral KMnO₄,⁷⁴⁰ bis(trifluoroacetoxy)iodobenzene,⁷⁴¹ NaIO₄–RuO₂,⁷⁴² I₂–DMSO,⁷⁴³ MeReO₃/H₂O₂,⁷⁴⁴ as well as by electrooxidation.⁷⁴⁵ A ruthenium complex with a small amount of trifluoroacetic acid converts internal alkynes to the α-diketone.⁷⁴⁶ Ozone generally oxidizes triple-bond compounds to carboxylic acids (**19-9**), but α-diketones are sometimes obtained instead. Selenium dioxide (SeO₂) with a small amount of H₂SO₄ oxidizes alkynes to α-diketones as well as arylacetylenes to α-keto acids (ArC≡CH → ArCOCO₂H).⁷⁴⁷

19-27 Oxidation of Amines to Nitroso Compounds and Hydroxylamines and Related

N-Oxo-de-dihydro-bisubstitution



⁷³⁷Abrams, S. R. *Can. J. Chem.* **1983**, *61*, 2423.

⁷³⁸For a review of this reaction, see Haines, A.H. *Methods for the Oxidation of Organic Compounds*, Vol. 1, Academic Press, NY, **1985**, pp. 153–162, 332–338. For a review of oxidations of triple bonds in general, see Simándi, L.I., in Patai, S.; Rappoport, Z. *The Chemistry of Functional Groups, Supplement C*, pt. 1, Wiley, NY, **1983**, pp. 513–570.

⁷³⁹For a list of reagents, with references, see Hudlický, M. *Oxidations in Organic Chemistry*, American Chemical Society, Washington, DC, **1990**, p. 92.

⁷⁴⁰Khan, N.A.; Newman, M.S. *J. Org. Chem.* **1952**, *17*, 1063; Lee, D.G.; Lee, E.J.; Chandler, W.D. *J. Org. Chem.* **1985**, *50*, 4306; Tatlock, J.H. *J. Org. Chem.* **1995**, *60*, 6221.

⁷⁴¹Vasil'eva, V.P.; Khalfina, I.L.; Karpitskaya, L.G.; Merkushev, E.B. *J. Org. Chem. USSR* **1987**, *23*, 1967.

⁷⁴²Zibuck, R.; Seebach, D. *Helv. Chim. Acta* **1988**, *71*, 237.

⁷⁴³Yusybov, M.S.; Filimonov, V.D. *Synthesis* **1991**, 131.

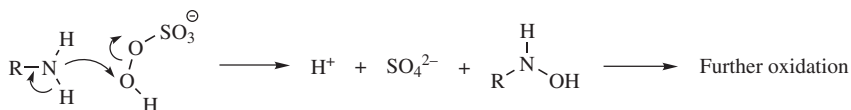
⁷⁴⁴Zhu, Z.; Espenson, J.H. *J. Org. Chem.* **1995**, *60*, 7728.

⁷⁴⁵Torii, S.; Inokuchi, T.; Hirata, Y. *Synthesis* **1987**, 377.

⁷⁴⁶Che, C.-M.; Yu, W.-Y.; Chan, P.-M.; Cheng, W.-C.; Peng, S.-M.; Lau, K.-C.; Li, W.-K. *J. Am. Chem. Soc.* **2000**, *122*, 11380.

⁷⁴⁷Sonoda, N.; Yamamoto, Y.; Murai, S.; Tsutsumi, S. *Chem. Lett.* **1972**, 229.

Primary aromatic amines can be oxidized⁷⁴⁸ to nitroso compounds. Most often the conversion is accomplished by Caro's acid (H_2SO_5) or with H_2O_2 in HOAc.⁷⁴⁹ Hydroxylamines, which are probably intermediates in most cases, can sometimes be isolated, but under the reaction conditions are generally oxidized to the nitroso compounds. Primary aliphatic amines can be oxidized in this manner, but the nitroso compound is stable only if there is no α hydrogen. If there is an α hydrogen, the compound tautomerizes to the oxime.⁷⁵⁰ Among the reagents used for this oxidation are sodium perborate⁷⁵¹ H_2O_2 with a titanium complex,⁷⁵² HOF generated *in situ*,⁷⁵³ and $\text{Na}_2\text{WO}_4/\text{H}_2\text{O}_2$.⁷⁵⁴ The mechanism with H_2SO_5 has been postulated to be an example of category 5 (p. 1706).⁷⁵⁵



Secondary amines, R_2NH , are oxidized to hydroxylamines (R_2NHOH) which are resistant to further oxidation, by dimethyldioxirane⁷⁵⁶ and by benzoyl peroxide and Na_2HPO_4 .⁷⁵⁷ Oxone[®] on silica also oxidizes secondary alcohols to the hydroxylamine.⁷⁵⁸ Hydroxylamines are formed when secondary amines react with the enzyme cyclohexanone monooxygenase.⁷⁵⁹ Carbamates, such as *N*-Boc amines, are converted to the *N*-hydroxy compound with bis(trifluoromethyl)dioxirane.⁷⁶⁰ Note that secondary alcohols can be converted to nitrones with aq. H_2O_2 and a phosphotungstate polymer complex, presumably via a hydroxylamine (see **19-28**) formed *in situ*.⁷⁶¹ Dialkylamines are oxidized to the *N*-nitroso compound with N_2O_2 on polyvinylpyrrolidone.⁷⁶²

OS III, 334; VIII, 93; 80, 207.

⁷⁴⁸For reviews on the oxidation of amines, see Rosenblatt, D.H.; Burrows, E.P., in Patai, S. *The Chemistry of Functional Groups, Supplement F*, pt. 2, Wiley, NY, **1982**, pp. 1085–1149; Challis, B.C.; Butler, A.R., in Patai, S. *The Chemistry of the Amino Group*, Wiley, NY, **1968**, pp. 320–338. For reviews confined to primary aromatic amines, see Hedayatullah, M. *Bull. Soc. Chim. Fr.* **1972**, 2957; Surville, R. De; Jozefowicz, M.; Buvet, R. *Ann. Chim. (Paris)* **1967**, [14] 2, 149.

⁷⁴⁹Holmes, R.R.; Bayer, R.P. *J. Am. Chem. Soc.* **1960**, 82, 3454.

⁷⁵⁰For example, see Kahr, K.; Berther, C. *Chem. Ber.* **1960**, 93, 132.

⁷⁵¹Zajac Jr., W.W.; Darcy, M.G.; Subong, A.P.; Buzby, J.H. *Tetrahedron Lett.* **1989**, 30, 6495.

⁷⁵²Dewkar, G.K.; Nikalje, M.D.; Ali, I.S.; Paraskar, A.S.; Jagtap, H.S.; Sadalai, A. *Angew. Chem. Int. Ed.* **2001**, 40, 405.

⁷⁵³Dirk, S.M.; Mickelson, E.T.; Henderson, J.C.; Tour, J.M. *Org. Lett.* **2002**, 2, 3405.

⁷⁵⁴Corey, E.J.; Gross, A.W. *Org. Synth.* 65, 166.

⁷⁵⁵Gragerov, I.P.; Levit, A.F. *J. Gen. Chem. USSR* **1960**, 30, 3690.

⁷⁵⁶Murray, R.W.; Singh, M. *Synth. Commun.* **1989**, 19, 3509. This reagent also oxidizes primary amines to hydroxylamines: Wittman, M.D.; Halcomb, R.L.; Danishefsky, S.J. *J. Org. Chem.* **1990**, 55, 1981.

⁷⁵⁷Biloski, A.J.; Ganem, B. *Synthesis* **1983**, 537.

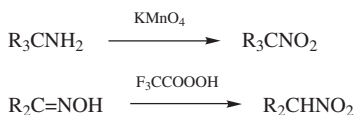
⁷⁵⁸Fields, J.D.; Kropp, P.J. *J. Org. Chem.* **2000**, 65, 5937.

⁷⁵⁹Colonna, S.; Pironi, V.; Carrea, G.; Pasta, P.; Zambianchi, F. *Tetrahedron* **2004**, 60, 569.

⁷⁶⁰Detomaso, A.; Curci, R. *Tetrahedron Lett.* **2001**, 42, 755.

⁷⁶¹Yamada, Y.M.A.; Tabata, H.; Takahashi, H.; Ikegami, S. *Synlett* **2002**, 2031.

⁷⁶²Iranpoor, N.; Firouzabadi, H.; Pourali, A.R. *Synthesis* **2003**, 1591.

19-28 Oxidation of Primary Amines, Oximes, Azides, Isocyanates, or Nitroso Compounds to Nitro Compounds

Tertiary alkyl primary amines can be oxidized to nitro compounds in excellent yields with KMnO_4 .⁷⁶³ This type of nitro compound is not easily prepared in other ways. All classes of primary amine (including primary, secondary, and tertiary alkyl, as well as aryl) are oxidized to nitro compounds in high yields with dimethyldioxirane.⁷⁶⁴ Other reagents that oxidize various types of primary amines to nitro compounds are dry ozone,⁷⁶⁵ various peroxyacids,⁷⁶⁶ $\text{MeReO}_3/\text{H}_2\text{O}_2$,⁷⁶⁷ Oxone[®],⁷⁶⁸ *tert*-butyl hydroperoxide in the presence of certain molybdenum and vanadium compounds,⁷⁶⁹ and sodium perborate.⁷⁷⁰

Dimethyldioxirane in wet acetone oxidizes isocyanates to nitro compounds ($\text{RNCO} \rightarrow \text{RNO}_2$).⁷⁷¹ Oximes can be oxidized to nitro compounds with peroxytrifluoroacetic acid, or Oxone[®],⁷⁷² sodium perborate,⁷⁷³ among other ways.⁷⁶³ Secondary hydroxylamines are also oxidized to nitrones with MnO_2 in dichloromethane.⁷⁷⁴ Primary and secondary alkyl azides have been converted to nitro compounds by treatment with Ph_3P followed by ozone.⁷⁷⁵ Aromatic nitroso compounds are easily oxidized to nitro compounds by many oxidizing agents.⁷⁷⁶

OS III, 334; V, 367, 845; VI, 803; 81, 204.

⁷⁶³Larson, H.O., in Feuer, H. *The Chemistry of the Nitro and Nitroso Groups*, Vol. 1, Wiley, NY, **1969**, pp. 306–310. See also, Barnes, M.W.; Patterson, J.M. *J. Org. Chem.* **1976**, *41*, 733. For reviews of oxidations of nitrogen compounds, see Butler, R.N. *Chem. Rev.* **1984**, *84*, 249; Boyer, J.H. *Chem. Rev.* **1980**, *80*, 495.

⁷⁶⁴Murray, R.W.; Rajadhyaksha, S.N.; Mohan, L. *J. Org. Chem.* **1989**, *54*, 5783. See also, Zabrowski, D.L.; Moorman, A.E.; Beck Jr., K.R. *Tetrahedron Lett.* **1988**, *29*, 4501.

⁷⁶⁵Keinan, E.; Mazur, Y. *J. Org. Chem.* **1977**, *42*, 844; Bachman, G.B.; Strawn, K.G. *J. Org. Chem.* **1968**, *33*, 313.

⁷⁶⁶Emmons, W.D. *J. Am. Chem. Soc.* **1957**, *79*, 5528; Gilbert, K.E.; Borden, W.T. *J. Org. Chem.* **1979**, *44*, 659.

⁷⁶⁷Murray, R.W.; Iyanar, K.; Chen, J.; Wearing, J.T. *Tetrahedron Lett.* **1996**, *37*, 805; Cardona, F.; Soldaini, G.; Goti, A. *Synlett* **2004**, 1553.

⁷⁶⁸Webb, K.S.; Seneviratne, V. *Tetrahedron Lett.* **1995**, *36*, 2377.

⁷⁶⁹Howe, G.R.; Hiatt, R.R. *J. Org. Chem.* **1970**, *35*, 4007. See also, Nielsen, A.T.; Atkins, R.L.; Norris, W.P.; Coon, C.L.; Sitzmann, M.E. *J. Org. Chem.* **1980**, *45*, 2341.

⁷⁷⁰McKillop, A.; Tarbin, J.A. *Tetrahedron* **1987**, *43*, 1753.

⁷⁷¹Eaton, P.E.; Wicks, G.E. *J. Org. Chem.* **1988**, *53*, 5353.

⁷⁷²Bose, D.S.; Vanajatha, G. *Synth. Commun.* **1998**, *28*, 4531.

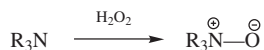
⁷⁷³Olah, G.A.; Ramaiah, P.; Lee, G.K.; Prakash, G.K.S. *Synlett* **1992**, 337.

⁷⁷⁴Cicchi, S.; Marradi, M.; Goti, A.; Brandi, A. *Tetrahedron Lett.* **2001**, *42*, 6503.

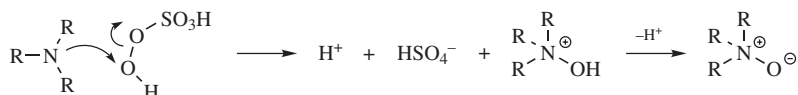
⁷⁷⁵Corey, E.J.; Samuelsson, B.; Luzzio, F.A. *J. Am. Chem. Soc.* **1984**, *106*, 3682.

⁷⁷⁶See Boyer, J.H., in Feuer, H. *The Chemistry of the Nitro and Nitroso Groups*, Vol. 1, Wiley, NY, **1969**, pp. 264–265.

19-29 Oxidation of Tertiary Amines to Amine Oxides

N-Oxygen-attachment

Tertiary amines can be converted to amine oxides by oxidation. Hydrogen peroxide is often used, but peroxyacids are also important reagents for this purpose. Pyridine and its derivatives are oxidized by peroxyacids⁷⁷⁷ rather than hydrogen peroxide. Note, however, that urea–H₂O₂ in formic acid does indeed oxidize pyridine.⁷⁷⁸ In the attack by hydrogen peroxide there is first formed a trialkylammonium peroxide, a hydrogen-bonded complex represented as R₃N•H₂O₂, which can be isolated.⁷⁷⁹ The decomposition of this complex probably involves an attack by the OH moiety of the H₂O₂. Oxidation with Caro's acid has been shown to proceed in this manner:⁷⁸⁰



This mechanism is the same as that of 19-27; the products differ only because tertiary amine oxides cannot be further oxidized. The mechanism with other peroxyacids is probably the same. A green procedure for oxidation of tertiary amines has been developed, using a Mg–Al complex with aq. hydrogen peroxide.⁷⁸¹

An alternative oxidation using O₂ and a RuCl₃ catalyst converted pyridine to pyridine *N*-oxide.⁷⁸² Bromamine-T and RuCl₃ in aq. acetonitrile also oxidizes pyridine to the *N*-oxide.⁷⁸³ Tertiary amines are oxidized to the *N*-oxide with O₂ and Fe₂O₃ in the presence of an aliphatic aldehyde.⁷⁸⁴ Oxygen and a cobalt–Schiff base complex also oxidizes tertiary amines, including pyridine.⁷⁸⁵

It is noted that azo compounds can be oxidized to azoxy compounds by peroxyacids⁷⁸⁶ or by hydroperoxides and molybdenum complexes.⁷⁸⁷

Analogous to the oxidation of tertiary amines, tertiary phosphines are oxidized to phosphine oxides, (R₃P=O). Triphenylphosphine is converted to triphenylphosphine

⁷⁷⁷For reviews, see Albini, A.; Pietra, S. *Heterocyclic N-Oxides*; CRC Press: Boca Raton, FL, **1991**, pp. 31–41; Katritzky, A.R.; Lagowski, J.M. *Chemistry of the Heterocyclic N-Oxides*, Academic Press, NY, **1971**, pp. 21–72, 539–542.

⁷⁷⁸Balicki, R.; Goliski, J. *Synth. Commun.* **2000**, *30*, 1529.

⁷⁷⁹Oswald, A.A.; Guertin, D.L. *J. Org. Chem.* **1963**, *28*, 651.

⁷⁸⁰Ogata, Y.; Tabushi, I. *Bull. Chem. Soc. Jpn.* **1958**, *31*, 969.

⁷⁸¹Choudary, B.M.; Bharathi, B.; Reddy, Ch.V.; Kantam, M.L.; Raghavan, K.V. *Chem. Commun.* **2001**, 1736.

⁷⁸²Jain, S.L.; Sain, B. *Chem. Commun.* **2002**, 1040.

⁷⁸³Sharma, V.B.; Jain, S.L.; Sain, B. *Tetrahedron Lett.* **2004**, *45*, 4281.

⁷⁸⁴Wang, F.; Zhang, H.; Song, G.; Lu, X. *Synth. Commun.* **1999**, *29*, 11.

⁷⁸⁵Jain, S.L.; Sain, B. *Angew. Chem. Int. Ed.* **2003**, *42*, 1265.

⁷⁸⁶For reviews, see Yandovskii, V.N.; Gidaspov, B.V.; Tselinskii, I.V. *Russ. Chem. Rev.* **1981**, *50*, 164; Newbold, B.T., in Patai, S. *The Chemistry of the Hydrazo, Azo, and Azoxy Groups*, pt. 1, Wiley, NY, **1975**, pp. 557–563, 573–593.

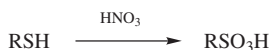
⁷⁸⁷Johnson, N.A.; Gould, E.S. *J. Org. Chem.* **1974**, *39*, 407. For a mechanistic discussion, see Mitsuhashi, T.; Simamura, O.; Tezuka, Y. *Chem. Commun.* **1970**, 1300.

oxide with N_2O at 100°C , for example. Triphenylphosphine is also oxidized with PhIO on Montmorillonite K10.⁷⁸⁸ *tert*-Butylhydroperoxide oxidizes $\text{Ph}_3\text{P} \rightarrow \text{BH}_3$ to $\text{Ph}_3\text{P}=\text{O}$.⁷⁸⁹

OS IV, 612, 704, 828; VI, 342, 501; VIII, 87.

19-30 Oxidation of Thiols and Other Sulfur Compounds to Sulfonic Acids

Thiol-sulfonic acid oxidation

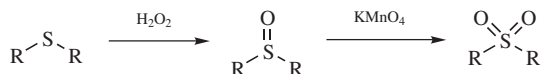


Thiols, sulfoxides, sulfones, disulfides,⁷⁹⁰ and other sulfur compounds can be oxidized to sulfonic acids with many oxidizing agents, but for synthetic purposes the reaction is most important for thiols.⁷⁹¹ Among oxidizing agents used are boiling nitric acid, barium permanganate, and dimethyl dioxirane.⁷⁹² Autoxidation (oxidation by atmospheric oxygen) can be accomplished in basic solution.⁷⁹³ Oxidation of thiols with chlorine and water gives sulfonyl chlorides directly.⁷⁹⁴ Thiols can also be oxidized to disulfides (19-34).

OS II, 471; III, 226. Also see, OS V, 1070.

19-31 Oxidation of Thioethers to Sulfoxides and Sulfones

S-Oxygen-attachment



Thioethers can be oxidized to sulfoxides by 1 equivalent of 30% H_2O_2 or by many other oxidizing agents,⁷⁹⁵ including H_2O_2 -flavin catalyst,⁷⁹⁶ H_2O_2 and a

⁷⁸⁸Mielniczak, G.; Łopusiński, A. *Synlett* **2001**, 505.

⁷⁸⁹Uziel, J.; Darcel, C.; Moulin, D.; Bauduin, C.; Juge, S. *Tetrahedron Asymmetry* **2001**, *12*, 1441.

⁷⁹⁰For a review of the oxidation of disulfides, see Savige, W.E.; Maclaren, J.A., in Kharasch, N.; Meyers, C.Y. *Organic Sulfur Compounds*, Vol. 2; pp. 367–402, Pergamon, NY, **1966**.

⁷⁹¹For a general review of the oxidation of thiols, see Capozzi, G.; Modena, G., in Patai, S. *The Chemistry of the Thiol Group*, pt. 2, Wiley, NY, **1974**, pp. 785–839. For a review specifically on the oxidation to sulfonic acids, see Gilbert, E.E. *Sulfonation and Related Reactions*, Wiley, NY, **1965**, pp. 217–239.

⁷⁹²Gu, D.; Harpp, D.N. *Tetrahedron Lett.* **1993**, *34*, 67.

⁷⁹³Wallace, T.J.; Schriesheim, A. *Tetrahedron* **1965**, *21*, 2271.

⁷⁹⁴For a review, see Gilbert, E.E. *Sulfonation and Related Reactions*, Wiley, NY, **1965**, pp. 202–214.

⁷⁹⁵For reviews, see Hudlický, M. *Oxidations in Organic Chemistry*, American Chemical Society, Washington, DC **1990**, pp. 252–263; Drabowicz, J.; Kiełbasinski, P.; Mikołajczyk, M., in Patai, S.; Rappoport, Z.; Stirling, C. *The Chemistry of Sulphones and Sulfoxides*, Wiley, NY, **1988**, pp. 233–378, pp. 235–255; Madesclaire, M. *Tetrahedron* **1986**, *42*, 5459; Block, E., in Patai, S. *The Chemistry of Functional Groups, Supplement E*, pt. 1, Wiley, NY, **1980**, pp. 539–608. For reviews on methods of synthesis of sulfoxides, see Drabowicz, J.; Mikołajczyk, M. *Org. Prep. Proced. Int.* **1982**, *14*, 45; Oae, S., in Oae, S. *The Organic Chemistry of Sulfur*, Plenum, NY, **1977**, pp. 385–390. For a review with respect to enzymic oxidation, see Holland, H.L. *Chem. Rev.* **1988**, *88*, 473.

⁷⁹⁶Lindén, A.A.; Krüger, L.; Bäckvall, J.-E. *J. Org. Chem.* **2003**, *68*, 5890.

Sc(OTf)₃ catalyst,⁷⁹⁷ NaIO₄,⁷⁹⁸ dioxiranes,⁷⁹⁹ MeReO₃/H₂O₂,⁸⁰⁰ O₂ and a ceric ammonium nitrate catalyst,⁸⁰¹ trichloroisocyanuric acid,⁸⁰² BnPh₃P HSO₅,⁸⁰³ KO₂/Me₃SiCl,⁸⁰⁴ Fe(NO₃)₃/FeBr₃/air,⁸⁰⁵ singlet oxygen on MB–Bentonite composite,⁸⁰⁶ MnO₂ with a H₂SO₄/SiO₂ catalyst,⁸⁰⁷ hexamethylene triamine-Br₂ with CHCl₃–H₂O,⁸⁰⁸ sodium perborate,⁷⁷⁰ H₅IO₆/FeCl₃,⁸⁰⁹ hypervalent iodine compounds,⁸¹⁰ and peroxyacids.⁸¹¹ Sulfoxides can be further oxidized to sulfones by another equivalent of H₂O₂, KMnO₄, sodium perborate, or a number of other agents. If enough oxidizing agent is present, thioethers can be directly converted to sulfones without isolation of the sulfoxides.⁸¹² Thioethers can be oxidized directly to the sulfone by treatment with excess NaOCl⁸¹³ tetramethylperruthenate (TPAP),⁸¹⁴ H₂O₂ and an iron catalyst,⁸¹⁵ H₂O₂ and 10% Na₂WO₄,⁸¹⁶ H₂O₂/AcOH/MgSO₄,⁸¹⁷ urea–H₂O₂,⁸¹⁸ peroxy monosulfate and a manganese catalyst,⁸¹⁹ or with NaIO₄/catalytic RuCl₃.⁸²⁰

These reactions give high yields, and many functional groups do not interfere.⁸²¹ As with tertiary amines (19-29), racemic thioethers can be kinetically resolved by

⁷⁹⁷Matteucci, M.; Bhalay, G.; Bradley, M. *Org.Lett.* **2003**, *5*, 235.

⁷⁹⁸Leonard, N.J.; Johnson, C.R. *J. Org. Chem.* **1962**, *27*, 282; Hiskey, R.G.; Harpold, M.A. *J. Org. Chem.* **1967**, *32*, 3191. For oxidation using NaI₄ on silica gel with microwave irradiation, see Varma, R.S.; Saini, R.K.; Meshram, H.M. *Tetrahedron Lett.* **1997**, *38*, 6525.

⁷⁹⁹Colonna, S.; Gaggero, N. *Tetrahedron Lett.* **1989**, *30*, 6233. For a discussion of the mechanism, see González-Núñez, M.E.; Mello, R.; Royo, J.; Ríos, J.V.; Asensio, G. *J. Am. Chem. Soc.* **2002**, *124*, 9154.

⁸⁰⁰Yamazaki, S. *Bull. Chem. Soc. Jpn.* **1996**, *69*, 2955. A combination of H₂O₂ and Na₂WO₄ gives oxidation to the sulfone, see Choi, S.; Yang, J.-D.; Ji, M.; Choi, H.; Kee, M.; Ahn, K.-H.; Byeon, S.-H.; Baik, W.; Koo, S. *J. Org. Chem.* **2001**, *66*, 8192.

⁸⁰¹Riley, D.P.; Smith, M.R.; Correa, P.E. *J. Am. Chem. Soc.* **1988**, *110*, 177.

⁸⁰²Zhong, P.; Guo, M.-P.; Huang, N.-P. *Synth. Commun.* **2002**, *32*, 175.

⁸⁰³Hajjipour, A.R.; Mallakpour, S.E.; Adibi, H. *J. Org. Chem.* **2002**, *67*, 8666.

⁸⁰⁴Chen, Y.-J.; Huang, Y.-P. *Tetrahedron Lett.* **2000**, *41*, 5233.

⁸⁰⁵Martín, S.E.; Rossi, L.I. *Tetrahedron Lett.* **2001**, *42*, 7147.

⁸⁰⁶Madhavan, D.; Pitchumani, K. *Tetrahedron* **2001**, *57*, 8391.

⁸⁰⁷Firouzabadi, H.; Abbassi, M. *Synth. Commun.* **1999**, *129*, 1485.

⁸⁰⁸Shaabani, A.; Teimouri, M.B.; Safaei, H.R. *Synth. Commun.* **2000**, *30*, 265.

⁸⁰⁹Kim, S.S.; Nehru, K.; Kim, S.S.; Kim, D.W.; Jung, H.C. *Synthesis* **2002**, 2484.

⁸¹⁰Shukla, V.G.; Salgaonkar, P.D.; Akamanchi, K.G. *J. Org. Chem.* **2003**, *68*, 5422.

⁸¹¹For lists of some of the many oxidizing agents used in this reaction, see Ref. 672 and Block, E. *Reactions of Organosulfur Compounds*, Academic Press, NY, **1978**, p. 16.

⁸¹²For a review, see Schank, K., in Patai, S.; Rappoport, Z.; Stirling, C. *The Chemistry of Sulphones and Sulfoxides*, Wiley, NY, **1988**, pp. 165–231, 205–213.

⁸¹³Khurana, J.M.; Panda, A.K.; Ragi, A.; Gogia, A. *Org. Prep. Proceed. Int.* **1996**, *28*, 234.

⁸¹⁴Guertin, K.R.; Kende, A.S. *Tetrahedron Lett.* **1993**, *34*, 5369.

⁸¹⁵Margues, A.; Marin, M.; Ruasse, M.-F. *J. Org. Chem.* **2001**, *66*, 7588.

⁸¹⁶Sato, K.; Hyodo, M.; Aoki, M.; Zheng, X.-Q.; Noyori, R. *Tetrahedron* **2001**, *57*, 2469.

⁸¹⁷Makosza, M.; Surowiec, M. *Org. Prep. Proceed. Int.* **2003**, *35*, 412.

⁸¹⁸Balicki, R. *Synth. Commun.* **1999**, *29*, 2235.

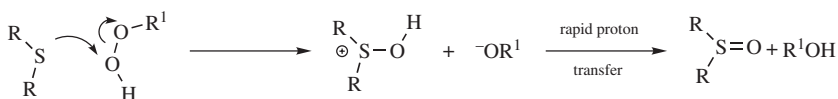
⁸¹⁹Iranpoor, N.; Mohajer, D.; Rezaeifard, A.-R. *Tetrahedron Lett.* **2004**, *45*, 3811.

⁸²⁰Su, W. *Tetrahedron Lett.* **1994**, *35*, 4955.

⁸²¹For a review of the oxidation of α -halo sulfides, see Venier, C.G.; Barager III, H.J. *Org. Prep. Proceed. Int.* **1974**, *6*, 77, pp. 85–86.

oxidation to sulfoxides with an optically active reagent, and this has often been done.⁸²² In addition, the use of chiral additives in conjunction with various oxidizing agents leads to chiral nonracemic sulfoxide with good-to-excellent enantioselectivity.⁸²³ Asymmetric oxidation using bacterial monooxygenases is known,⁸²⁴ and horseradish peroxidase gives modest enantioselectivity.⁸²⁵ Chiral sulfur reagents are also known.⁸²⁶ Selenides (R_2Se) can be oxidized to selenoxides and selenones.⁸²⁷ It is possible to oxidize a thioether to a sulfoxide in the presence of an alcohol moiety using MnO_2/HCl .⁸²⁸ Alkyl disulfides give oxidation of one sulfur to give a $(RS-S(=O)R)$ compound with good enantioselectivity when using aqueous hydrogen peroxide, a catalytic amount of a vanadium catalyst and a chiral Schiff base ligand.⁸²⁹ *N*-Sulfonyloxaziridines can be used to oxidize sulfides to sulfoxides.⁸³⁰

When the oxidizing agent is a peroxide, the mechanism⁸³¹ of oxidation to the sulfoxide is similar to that of **19-29**.⁸³²



⁸²²For reviews, see Kagan, H.B.; Rebiere, F. *Synlett* **1990**, 643; Drabowicz, J.; Kiebasinski, P.; Mikołajczyk, M. *Org. Prep. Proceed. Int.* **1982**, 14, 45, see p. 288.

⁸²³For example, see Donnoli, M.I.; Superchi, S.; Rosini, C. *J. Org. Chem.* **1998**, 63, 9392; Brunel, J.-M.; Kagan, H.B. *Synlett* **1996**, 404; Brunel, J.-M.; Diter, P.; Deutsch, M.; Kagan, H.B. *J. Org. Chem.* **1995**, 60, 8086; Davis, F.A.; Reddy, R.T.; Han, W.; Carroll, P.J. *J. Am. Chem. Soc.* **1992**, 114, 1428; Palucki, M.; Hanson, P.; Jacobsen, E.N. *Tetrahedron Lett.* **1992**, 33, 7111; Sandrinelli, F.; Perrio, S.; Beslin, P. *Org. Lett.* **1999**, 1, 1177; Tokunaga, M.; Ota, M.; Haga, M.-a.; Wakatsuki, Y. *Tetrahedron Lett.* **2001**, 42, 3865; Massa, A.; Lattanzi, A.; Siniscalchi, F.R.; Scettri, A. *Tetrahedron Asymmetry* **2001**, 12, 2775; Sun, J.; Zhu, C.; Dai, Z.; Yang, M.; Pan, Y.; Hu, H. *J. Org. Chem.* **2004**, 69, 8500; Krief, A.; Lonz, F. *Tetrahedron Lett.* **2002**, 43, 6255; Massa, A.; Siniscalchi, F.R.; Bugatti, V.; Lattanzi, A.; Scettri, A. *Tetrahedron Asymmetry* **2002**, 13, 1277; Barbarini, A.; Maggi, R.; Muratori, M.; Sartori, G.; Sartorio, R. *Tetrahedron Asymmetry* **2004**, 15, 2467; Ohta, C.; Shimizu, H.; Kondo, A.; Katsuki, T. *Synlett* **2002**, 161.

⁸²⁴Colonna, S.; Gaggero, N.; Pasta, P.; Ottolina, G. *Chem. Commun.* **1996**, 2303; Pasta, P.; Carrea, G.; Holland, H.L.; Dallavalle, S. *Tetrahedron Asymmetry*, **1995**, 6, 933.

⁸²⁵Ozaki, S.-i.; Watanabe, S.; Hayasaka, S.; Konuma, M. *Chem. Commun.* **2001**, 1654.

⁸²⁶Mikołajczyk, M.; Drabowicz, J.; Kiebasinski, P. *Chiral Sulfur Reagents*, CRC Press, Boca Raton, FL, **1997**.

⁸²⁷See Reich, H.J., in Trahanovsky, W.S. *Oxidations in Organic Chemistry*, pt. C, Academic Press, NY, **1978**, pp. 7–13; Davis, F.A.; Stringer, O.D.; Billmers, J.M. *Tetrahedron Lett.* **1983**, 24, 1213; Kobayashi, M.; Ohkubo, H.; Shimizu, T. *Bull. Chem. Soc. Jpn.* **1986**, 59, 503.

⁸²⁸Gabbi, C.; Ghelfi, F.; Grandi, R. *Synth. Commun.* **1997**, 27, 2857.

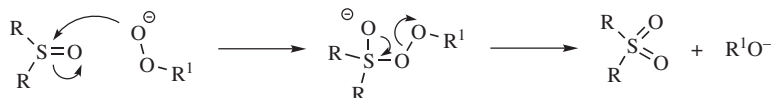
⁸²⁹Blum, S.A.; Bergman, R.G.; Ellman, J.A. *J. Org. Chem.* **2003**, 68, 150.

⁸³⁰For a review of *N*-sulfonyloxaziridines, see: Davis, F.A.; Sheppard, A.C. *Tetrahedron* **1989**, 45, 5703. For the use of trifluoromethyl substituted *N*-phosphinoyloxaziridines, see Jennings, W.B.; O'Shea, J.H.; Schweppe, A. *Tetrahedron Lett.* **2001**, 42, 101.

⁸³¹For discussions of the mechanism with various other agents, see Rajasekaran, K.; Baskaran, T.; Gnanasekaran, C. *J. Chem. Soc. Perkin Trans. 2* **1984**, 1183; Srinivasan, C.; Chellamani, A.; Rajagopal, S. *J. Org. Chem.* **1985**, 50, 1201; Agarwal, A.; Bhatt, P.; Banerji, K.K. *J. Phys. Org. Chem.* **1990**, 3, 174; Lee, D.G.; Chen, T. *J. Org. Chem.* **1991**, 56, 5346.

⁸³²Modena, G.; Todesco, P.E. *J. Chem. Soc.* **1962**, 4920, and references cited therein.

The second oxidation, which is normally slower than the first⁸³³ (which is why sulfoxides are so easily isolable), has the same mechanism in neutral or acid solution, but in basic solution it has been shown that the conjugate base of the peroxy compound ($R'OO^-$) also attacks the SO group as a nucleophile:⁸³⁴

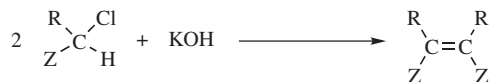


OS V, 791; VI, 403, 404, 482; VII, 453, 491; VIII, 464, 543; IX, 63; **80**, 190. Also see, OS V, 723; VI, 23.

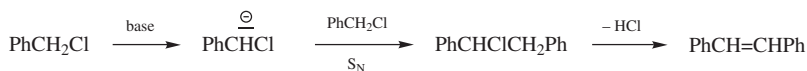
E. Oxidative Coupling

19-32 Coupling Involving Carbanions

De-hydro,chloro-coupling



Alkyl halides with an electron-withdrawing group on the halogen-bearing carbon can be dimerized to alkenes by treatment with bases. The Z group may be nitro, aryl, and so on. It is likely that in most cases the mechanism⁸³⁵ involves nucleophilic substitution followed by elimination⁸³⁶ (illustrated for benzyl chloride):



α,α -Dibromotoluenes (ArCHBr_2) give tolanes ($\text{ArC}\equiv\text{CAr}$), by debromination of the intermediates $\text{ArCBr}=\text{CBrAr}$.⁸³⁷ In a related reaction, diarylmethane dihalides

⁸³³There are some reagents that oxidize sulfoxides in preference to sulfides, for example, NaMnO_4 : see Henbest, H.B.; Khan, S.A. *Chem. Commun.* **1968**, 1036.

⁸³⁴Curci, R.; Di Furia, F.; Modena, G. *J. Chem. Soc. Perkin Trans. 2* **1978**, 603, and references cited therein. See also, Oae, S.; Takata, T. *Tetrahedron Lett.* **1980**, 21, 3213; Akasaka, T.; Ando, W. *J. Chem. Soc. Chem. Commun.* **1983**, 1203.

⁸³⁵For discussion, see Saunders, Jr., W.H.; Cockerill, A.F. *Mechanisms of Elimination Reactions*, Wiley, NY, **1973**, pp. 548–554.

⁸³⁶For example, see Hauser, C.R.; Brasen, W.R.; Skell, P.S.; Kantor, S.W.; Brodhag, A.E. *J. Am. Chem. Soc.* **1956**, 78, 1653; Hoeg, D.F.; Lusk, D.I. *J. Organomet. Chem.* **1966**, 5, 1; Reisdorf, D.; Normant, H. *Organomet. Chem. Synth.* **1972**, 1, 375; Hanna, S.B.; Wideman, L.G. *Chem. Ind. (London)* **1968**, 486. In some cases, a radical anion chain mechanism can take place: Bethell, D.; Bird, R. *J. Chem. Soc. Perkin Trans. 2* **1977**, 1856.

⁸³⁷Vernigor, E.M.; Shalaev, V.K.; Luk'yanets, E.A. *J. Org. Chem. USSR* **1981**, 17, 317.

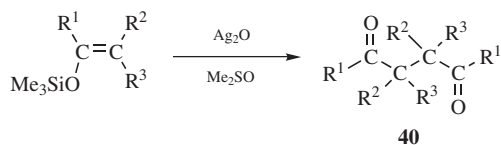
(Ar₂CX₂) have been dimerized to tetraaryl alkenes (Ar₂C=CAr₂) with copper,⁸³⁸ and with iron(II) oxalate dihydrate.⁸³⁹

A somewhat different type of coupling is observed when salts of β-keto esters, arylacetonitriles (ArCH₂CN), and other compounds of the form ZCH₂Z' are treated with an oxidizing agent, such as iodine,⁸⁴⁰ or Cu(II) salts.⁸⁴¹ Arylmethanesulfonyl chlorides (ArCH₂SO₂Cl) couple to give ArCH=CHAr when treated with Et₃N.⁸⁴²

OS II, 273; IV, 372, 869, 914; VIII, 298. Also see, OS I, 46; IV, 877.

19-33 Dimerization of Silyl Enol Ethers or of Lithium Enolates

3/O-De-trimethylsilyl-1/C-coupling



Silyl enol ethers can be dimerized to symmetrical 1,4-diketones by treatment with Ag₂O in DMSO or certain other polar aprotic solvents.⁸⁴³ The reaction has been performed with R², R³ = hydrogen or alkyl, although best yields are obtained when R² = R³ = H. In certain cases, unsymmetrical 1,4-diketones have been prepared by using a mixture of two silyl enol ethers. Other reagents that have been used to achieve either symmetrical or cross-coupled products are iodosobenzene–BF₃–Et₂O,⁸⁴⁴ ceric ammonium nitrate,⁸⁴⁵ and lead tetraacetate.⁸⁴⁶ If R¹ = OR (in which case the substrate is a ketene silyl acetal), dimerization with TiCl₄ leads to a dialkyl succinate (**40**, R¹ = OR).⁸⁴⁷

In a similar reaction, lithium enolates, RC(OLi)=CH₂, were dimerized to 1,4-diketones (RCOCH₂CH₂COR) with CuCl₂, FeCl₃, or copper(II) triflate, in a non-protic solvent.⁸⁴⁸

⁸³⁸Buckles, R.E.; Matlack, G.M. *Org. Synth.* **IV**, 914.

⁸³⁹Khurana, J.M.; Maikap, G.C.; Mehta, S. *Synthesis* **1990**, 731.

⁸⁴⁰See, for example, Kaiser, E.M. *J. Am. Chem. Soc.* **1967**, *89*, 3659; Belletire, J.L.; Spletzer, E.G.; Pinhas, A.R. *Tetrahedron Lett.* **1984**, *25*, 5969; Mignani, S.; Lahousse, F.; Merényi, R.; Janousek, Z.; Viehe, H.G. *Tetrahedron Lett.* **1985**, *26*, 4607; Aurell, M.J.; Gil, S.; Tortajada, A.; Mestres, R. *Synthesis* **1990**, 317.

⁸⁴¹Rathke, M.W.; Lindert, A. *J. Am. Chem. Soc.* **1971**, *93*, 4605; Baudin, J.; Julia, M.; Rolando, C.; Verpeaux, J. *Bull. Soc. Chim. Fr.* **1987**, 493.

⁸⁴²King, J.F.; Durst, T. *Tetrahedron Lett.* **1963**, 585; King, J.F.; Harding, D.R.K. *Can. J. Chem.* **1976**, *54*, 2652; Nakayama, J.; Tanuma, M.; Honda, Y.; Hoshino, M. *Tetrahedron Lett.* **1984**, *25*, 4553.

⁸⁴³Ito, Y.; Konoike, T.; Saegusa, T. *J. Am. Chem. Soc.* **1975**, *97*, 649.

⁸⁴⁴Moriarty, R.; Prakash, O.; Duncan, M.P. *J. Chem. Soc. Perkin Trans. 1* **1987**, 559.

⁸⁴⁵Baclocchi, E.; Casu, A.; Ruzziconi, R. *Tetrahedron Lett.* **1989**, *30*, 3707.

⁸⁴⁶Moriarty, R.M.; Penmasta, R.; Prakash, I. *Tetrahedron Lett.* **1987**, *28*, 873.

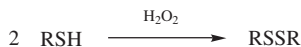
⁸⁴⁷Inaba, S.; Ojima, I. *Tetrahedron Lett.* **1977**, 2009. See also, Totten, G.E.; Wenke, G.; Rhodes, Y.E. *Synth. Commun.* **1985**, *15*, 291, 301.

⁸⁴⁸Ito, Y.; Konoike, T.; Harada, T.; Saegusa, T. *J. Am. Chem. Soc.* **1977**, *99*, 1487; Kobayashi, Y.; Taguchi, T.; Tokuno, E. *Tetrahedron Lett.* **1977**, 3741; Frazier Jr., R.H.; Harlow, R.L. *J. Org. Chem.* **1980**, *45*, 5408.

OS VIII, 467.

19-34 Oxidation of Thiols to Disulfides

S-De-hydrogen-coupling



Thiols are easily oxidized to disulfides.⁸⁴⁹ Hydrogen peroxide is the most common reagent,⁸⁵⁰ but many oxidizing agents give the reaction, among them $\text{KMnO}_4/\text{CuSO}_4$,⁸⁵¹ $\text{Me}_2\text{SO}-\text{I}_2$,⁸⁵² Br_2 under phase-transfer conditions,⁸⁵³ Br_2 on hydrated silica,⁸⁵⁴ sodium perborate,⁸⁵⁵ NaI/air ,⁸⁵⁶ $t\text{-BuOOH}/\text{VO}(\text{acac})_2$,⁸⁵⁷ SmI_2 ,⁸⁵⁸ PPh_3 with a rhodium catalyst,⁸⁵⁹ dibromohydantoin,⁸⁶⁰ cetyltrimethylammonium dichromate,⁸⁶¹ and NO . It can also be done electrochemically.⁸⁶² Hydrogen peroxide 30% in hexafluoroisopropanol converts thiols to disulfides,⁸⁶³ on Clayan with microwave irradiation,⁸⁶⁴ and solventless reactions on MnO_2 ,⁸⁶⁵ PCC (p. 1716)⁸⁶⁶ or SO_2Cl_2 ⁸⁶⁷ are also effective. However, strong oxidizing agents may give **19-26**. Even the oxygen in the air oxidizes thiols on standing, if a small amount of base is present. The reaction is reversible (see **19-75**), and the interconversion between cysteine and cystine is an important one in biochemistry.

⁸⁴⁹For a review, see Capozzi, G.; Modena, G., in Patai, S. *The Chemistry of the Thiol Group*, pt. 2, Wiley, NY, **1974**, pp. 785–839. For a list of reagents, with references, see Block, E. *Reactions of Organosulfur Compounds*, Academic Press, NY, **1978**.

⁸⁵⁰It has been pointed out that, nevertheless, H_2O_2 is not a very good reagent for this reaction, since it gives sulfonic acids (**19-30**) as well as disulfides: Evans, B.J.; Doi, J.T.; Musker, W.K. *J. Org. Chem.* **1990**, *55*, 2337.

⁸⁵¹Noureddin, N.A.; Caldwell, M.; Hendry, J.; Lee, D.G. *Synthesis* **1998**, 1587.

⁸⁵²Aida, T.; Akasaka, T.; Furukawa, N.; Oae, S. *Bull. Chem. Soc. Jpn.* **1976**, *49*, 1441. See also, Fristad, W.E.; Peterson, J.R. *Synth. Commun.* **1985**, *15*, 1.

⁸⁵³Drabowicz, J.; Mikołajczyk, M. *Synthesis* **1980**, 32.

⁸⁵⁴Ali, M.H.; McDermott, M. *Tetrahedron Lett.* **2002**, *43*, 6271.

⁸⁵⁵McKillop, A.; Koyunçu, D. *Tetrahedron Lett.* **1990**, *31*, 5007.

⁸⁵⁶Iranpoor, N.; Zeynizadeh, B. *Synthesis* **1999**, 49.

⁸⁵⁷Raghavan, S.; Rajender, A.; Joseph, S.C.; Rasheed, M.A. *Synth. Commun.* **2001**, *31*, 1477.

⁸⁵⁸Zhan, Z.-P.; Lang, K.; Liu, F.; Hu, L.-m. *Synth. Commun.* **2004**, *34*, 3203.

⁸⁵⁹Tanaka, K.; Ajiki, K. *Tetrahedron Lett.* **2004**, *45*, 25.

⁸⁶⁰Khazaei, A.; Zolfigol, M.A.; Rostami, A. *Synthesis* **2004**, 2959.

⁸⁶¹Patel, S.; Mishra, B.K. *Tetrahedron Lett.* **2004**, *45*, 1371. See also Tajbakhsh, M.; Hosseinzadeh, R.; Shakoori, A. *Tetrahedron Lett.* **2004**, *45*, 1889.

⁸⁶²See, for example, Leite, S.L.S.; Pardini, V.L.; Viertler, H. *Synth. Commun.* **1990**, *20*, 393. For a review, see Shono, T. *Electroorganic Chemistry as a New Tool in Organic Synthesis*, Springer, NY, **1984**, pp. 38–43.

⁸⁶³Kesavan, V.; Bonnet-Delpon, D.; Bégue, J.-P. *Synthesis* **2000**, 223.

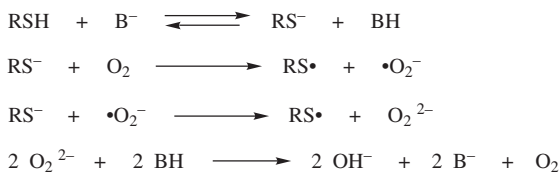
⁸⁶⁴Meshram, H.M.; Bandyopadhyay, A.; Reddy, G.S.; Yadav, J.S. *Synth. Commun.* **2000**, *30*, 701.

⁸⁶⁵Firouzabadi, H.; Abbassi, M.; Karimi, B. *Synth. Commun.* **1999**, *129*, 2527.

⁸⁶⁶Salehi, P.; Farrokhi, A.; Gholizadeh, M. *Synth. Commun.* **2001**, *31*, 2777.

⁸⁶⁷Leino, R.; Lönnqvist, J.-E. *Tetrahedron Lett.* **2004**, *45*, 8489.

The mechanism has been studied for several oxidizing agents and varies with the agent.⁸⁶⁸ For oxygen it is⁸⁶⁹



With respect to the sulfur, this mechanism is similar to that of **14-16**, involving as it does loss of a proton, oxidation to a free radical, and radical coupling.

Unsymmetrical disulfides can be prepared⁸⁷⁰ by treatment of a thiol RSH with diethyl azodicarboxylate EtOOCN=NCOOEt to give an adduct, to which another thiol R'SH is then added, producing the disulfide RSSR'.⁸⁷¹

OS **III**, 86, 116.

REDUCTIONS

For the most part, reductions have been grouped into this chapter, with a few notable exceptions. Catalytic hydrogenation of alkenes and alkynes in **15-11** and **15-12**, hydrogenation of aromatic rings in **15-13** and reductive cleavage of cyclopropanes in **15-15** were placed in Chapter 15 to coincide with addition reactions, and protonolysis of alkyl boranes in **15-16** was placed there also for continuity. In general, reductions of functional groups encompass a variety of reaction types. The reactions in this section are classified into groups depending on the type of bond change involved. These groups are (1) attack at carbon (C—O and C=O), (2) attack at non-carbonyl multiple bonds to heteroatoms, (3) reactions in which a heteroatom is removed from the substrate, (4) reduction with cleavage, (5) reductive coupling, and (6) reactions in which an organic substrate is both oxidized and reduced. Most of the reagents in this section are metal hydrides, metals with an acid or a protic solvent, hydrogen gas with a catalyst, and so on. Other reducing agents are available, and will be introduced in the appropriate section. Note that plants can be used as reducing agents.⁸⁷²

⁸⁶⁸See Tarbell, D.S. in Kharasch, N. *Organic Sulfur Compounds*, Pergamon, Elmsford, NY, **1961**, pp. 97–102.

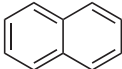
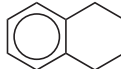


⁸⁶⁹Wallace, T.J.; Schriesheim, A.; Bartok, W. *J. Org. Chem.* **1963**, 28, 1311.

⁸⁷⁰Mukaiyama, T.; Takahashi, K. *Tetrahedron Lett.* **1968**, 5907.

⁸⁷¹For other methods, see Boustany, K.S.; Sullivan, A.B. *Tetrahedron Lett.* **1970**, 3547; Harpp, D.N.; Ash, D.K.; Back, T.G.; Gleason, J.G.; Orwig, B.A.; VanHorn, W.F.; Snyder, J.P. *Tetrahedron Lett.* **1970**, 3551; Oae, S.; Fukushima, D.; Kim, Y.H. *J. Chem. Soc. Chem. Commun.* **1977**, 407.

⁸⁷²Bruni, R.; Fantin, G.; Medici, A.; Pedrini, P.; Sacchetti, G. *Tetrahedron Lett.* **2002**, 43, 3377.

TABLE 19.2. The Ease of Reduction of Various Functional Groups Toward Catalytic Hydrogenation.⁸⁷⁶

Reaction	Substrate ^a	Product	
19-39	RCOCl	RCHO	Easiest
19-45	RNO ₂	RNH ₂	
15-11	RC≡CR	RCH=CHR	
19-36	RCHO	RCH ₂ OH	
15-11	RCH=CHR	RCH ₂ CH ₂ R	
19-36	RCOR	RCHOHR	
19-56	ArCH ₂ OR	ArCH ₃ + ROH	
19-43	RC≡N	RCH ₂ NH ₂	
15-14			
19-38	RCOOR'	RCH ₂ OH + R'OH	
19-64	RCOHNr'	RCH ₂ NHR	
15-13			Most difficult
19-37	RCOO ⁻		Inert

^aThe groups are listed in approximate order of ease of reduction.

Selectivity⁸⁷³

It is often necessary to reduce one group in a molecule without affecting another reducible group. It is usually possible to find a reducing agent that will do this. The most common broad-spectrum reducing agents are the metal hydrides⁸⁷⁴ and hydrogen (with a catalyst).⁸⁷⁵ Many different metal-hydride systems and hydrogenation catalysts have been investigated in order to find conditions under which a given group will be reduced chemoselectively. Tables 19.2–19.4 list the reactivity of various functional groups toward catalytic hydrogenation, LiAlH₄, and BH₃, respectively.⁸⁷⁶

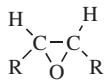
⁸⁷³For monographs on reductions in general, see Hudlický, M. *Reductions in Organic Chemistry*, Wiley, NY, **1984**; Augustine, R.L. *Reduction*, Marcel Dekker, NY, **1968**. For a review, see Candlin, J.P.; Rennie, R.A.C., in Bentley, K.W.; Kirby, G.W. *Elucidation of Chemical Structures by Physical and Chemical Methods* (Vol. 4 of Weissberger, A. *Techniques of Chemistry*), 2nd ed., pt. 2, Wiley, NY, **1973**, pp. 77–135.

⁸⁷⁴For discussions of selectivity with metal hydride reducing agents, see Brown, H.C.; Krishnamurthy, S. *Tetrahedron* **1979**, 35, 567; Walker, E.R.H. *Chem. Soc. Rev.* **1976**, 5, 23; Brown, H.C. *Boranes in Organic Chemistry*, Cornell University Press, Ithaca, NY, **1972**, pp. 209–251; Rerick, M.N., in Augustine, R.L. *Reduction*, Marcel Dekker, NY, **1968**. For books, see, in Ref. 10, the works by Seyden-Penne, J.; Strouf, O. et al., and Hajós, A.

⁸⁷⁵For a discussion of catalyst selectivity for hydrogenations, see Rylander, P.N. *Aldrichimica Acta* **1979**, 12, 53. See also, Rylander, P.N. *Hydrogenation Methods*, Academic Press, NY, **1985**.

⁸⁷⁶Table 19.2 is from House, H.O. *Modern Synthetic Reactions*, 2nd ed., W.A. Benjamin, NY, **1972**, p. 9. Tables 19.3 and 19.4 are from Brown, H.C. *Boranes in Organic Chemistry*, Cornell University Press, Ithaca, NY, **1972**, pp. 213 and 232, respectively.

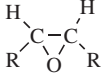
TABLE 19.3. The Ease of Reduction of Various Functional Groups with LiAlH₄ in Ether⁸⁷⁶

Reaction	Substrate ^a	Product	
19-36	RCHO	RCH ₂ OH	Easiest
19-36	RCOR	RCHOHR	
19-63	RCOCl	RCH ₂ OH	
19-38	Lactone	Diol	
19-35		RCH ₂ CHOHR	
19-38	RCOOR'	RCH ₂ OH + R'OH	
19-37	RCOOH	RCH ₂ OH	
19-37	RCOO ⁻	RCH ₂ OH	
19-64	RCONR' ₂	RCH ₂ NR' ₂	
19-43	RC≡N	RCH ₂ NH ₂	
19-45	RNO ₂	RNH ₂	
19-80	ArNO ₂	ArN=NAr	Most difficult
15-11	RCH=CHR ⁻		Inert

^aHowever, LiAlH₄ is a very powerful reagent, and much less chemoselectivity is possible here than with most of the other metal hydrides.

Table 19.5 shows which groups can be reduced by catalytic hydrogenation and various metal hydrides.⁸⁷⁷ Of course, the tables cannot be exact, because the nature of R and the reaction conditions obviously affect reactivity. Nevertheless, the tables do give a fairly good indication of which reagents reduce which

TABLE 19.4. The Ease of Reduction of Various Functional Groups With Borane⁸⁷⁶

Reaction	Substrate ^a	Product	
19-37	RCOOH	RCH ₂ OH	Easiest
15-16	RCH=CHR	(RCH ₂ CHR) ₃ B	
19-36	RCOR	RCHOHR	
19-43	RCN	RCH ₂ NH ₂	
19-35		RCH ₂ CHOHR	
19-38	RCOOR'	RCH ₂ OH + R'OH	Most difficult
19-39,19-63	RCOCl		Inert

^aIt is evident that this reagent and LiAlH₄ (Table 19.3) complement each other.

⁸⁷⁷The first 10 columns are from Brown, H.C.; Krishnamurthy, S. *Tetrahedron* **1979**, *35*, 567, p. 604. The column on (*i*-Bu)₂AlH is from Yoon, N.M.; Gyoung, Y.S. *J. Org. Chem.* **1985**, *50*, 2443; the one on NaAlEt₂H₂ from Stinson, S.R. *Chem. Eng. News*, Nov. 3, **1980**, *58*, No. 44, 19; and the one on LiBEt₃H from Brown, H.C.; Kim, S.C.; Krishnamurthy, S. *J. Org. Chem.* **1980**, *45*, 1. For similar tables that show additional reducing agents, see Pelter, A.; Smith, K.; Brown, H.C. *Borane Reagents*, Academic Press, NY, **1988**, p. 129; Hajós, A. *Complex Hydrides*, Elsevier, NY, **1979**, pp. 16–17. For tables showing which agents reduce a wide variety of functional groups, see Hudlický, M. *Reductions in Organic Chemistry*, Wiley, NY, **1984**, pp. 177–200.

groups.⁸⁷⁸ Lithium aluminium hydride is a very powerful and unselective reagent.⁸⁷⁹ Consequently, other metal hydrides are generally used when chemoselectivity is required. As will be seen on p. 1794, a number of less reactive (and more selective) reagents have been prepared by replacing some of the hydrogens of LiAlH_4 with alkoxy groups (by treatment of LiAlH_4 with ROH).⁸⁸⁰ Most of the metal hydrides are nucleophilic reagents and attack the carbon atom of a carbon-hetero single or multiple bond. Another useful reagent is LiAlHSeH .⁸⁸¹ However, BH_3 ^{882,883} and AlH_3 ⁸⁸⁴ are electrophiles (Lewis acids) and attack the heteroatom. This accounts for the different patterns of selectivity shown in the tables.

TABLE 19.5. Reactivity of Various Functional Groups With Some Metal Hydrides and Toward Catalytic Hydrogenation.⁸⁷²

Reaction ^a	A	B	C	D ³⁷⁴	E ⁸⁸⁵	F ⁸⁸⁶	G	H	I	J ⁸⁸⁷	K ⁸⁸⁸	L	M	N
19-36 RCHO → RCH ₂ OH	+	+	+	+	+	+	+	+	+	+	+	+	+	+
19-36 RCOR → RCHOHR	+	+	+	+	+	+	+	+	+	+	+	+	+	+
19-39 RCOCl → RCHO														
19-63 lactone → diol	+ ⁸⁸⁹	+	+	-	-	+	+	+	+	+	+	+	+	+
19-35 epoxide → alcohol	-	+	+	+	±	±	±	+	+	+	+	+	+	+
19-38 RCOOR' → RCH ₂ OH + R'OH	-	+	+	±	-	±	±	+	+	+	+	+	+	+
19-37 RCOOH → RCH ₂ OH	-	-	+	+	-	±	-	+	+	+	-	+	+	-

(Continued)

⁸⁷⁸See also, the table in Hudlický, M. *J. Chem. Educ.* **1977**, *54*, 100.

⁸⁷⁹For a review of LiAlH_4 , see Pizey, J.S. *Synthetic Reagents*, Vol. 1, Wiley, NY, **1974**, pp. 101–194.

⁸⁸⁰For reviews of reductions by these reagents, see Málek, J. *J. Org. Chem.* **1988**, *36*, 249; **1985**, *34*, 1; Málek, J.; Černý, M. *Synthesis* **1972**, 217.

⁸⁸¹Ishihara, H.; Koketsu, M.; Fukuta, Y.; Nada, F. *J. Am. Chem. Soc.* **2001**, *123*, 8408.

⁸⁸²See Brown, H.C.; Heim, P.; Yoon, N.M. *J. Am. Chem. Soc.* **1970**, *92*, 1637; Cragg, G.M.L. *Organoboranes in Organic Synthesis*, Marcel Dekker, NY, **1973**, pp. 319–371. For reviews of reductions with BH_3 , see Wade, R.C. *J. Mol. Catal.* **1983**, *18*, 273 (BH_3 and a catalyst); Lane, C.F. *Chem. Rev.* **1976**, *76*, 773; *Aldrichimica Acta* **1977**, *10*, 41; Brown, H.C.; Krishnamurthy, S. *Aldrichimica Acta* **1979**, *12*, 3. For reviews of reduction with borane derivatives, see Pelter, A.; Smith, K.; Brown, H.C. *Borane Reagents*, Academic Press, NY, **1988**, pp. 125–164; Pelter, A. *Chem. Ind. (London)* **1976**, 888.

⁸⁸³Reacts with solvent, reduced in aprotic solvents.

⁸⁸⁴Reduced to aldehyde (**19-44**)

⁸⁸⁵Brown, H.C.; Bigley, D.B.; Arora, S.K.; Yoon, N.M. *J. Am. Chem. Soc.* **1970**, *92*, 7161. For reductions with hexylborane, see Brown, H.C.; Heim, P.; Yoon, N.M. *J. Org. Chem.* **1972**, *37*, 2942.

⁸⁸⁶Brown, H.C.; Krishnamurthy, S.; Yoon, N.M. *J. Org. Chem.* **1976**, *41*, 1778.

⁸⁸⁷See Yoon, N.M.; Brown, H.C. *J. Am. Chem. Soc.* **1968**, *90*, 2927.

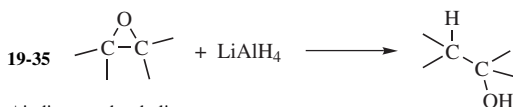
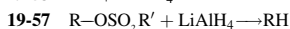
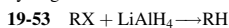
⁸⁸⁸Brown, H.C.; Kim, S.C.; Krishnamurthy, S. *J. Org. Chem.* **1980**, *45*, 1. For a review of the synthesis of alkyl-substituted borohydrides, see Brown, H.C.; Singaram, B.; Singaram, S. *J. Organomet. Chem.* **1982**, *239*, 43.

⁸⁸⁹See Brown, H.C.; Heim, P.; Yoon, N.M. *J. Am. Chem. Soc.* **1970**, *92*, 1637; Cragg, G.M.L. *Organoboranes in Organic Synthesis*, Marcel Dekker, NY, **1973**, pp. 319–371. For reviews of reductions with BH_3 , see Wade, R.C. *J. Mol. Catal.* **1983**, *18*, 273 (BH_3 and a catalyst); Lane, C.F. *Chem. Rev.* **1976**, *76*, 773; *Aldrichimica Acta* **1977**, *10*, 41; Brown, H.C.; Krishnamurthy, S. *Aldrichimica Acta* **1979**, *12*, 3. For reviews of reduction with borane derivatives, see Pelter, A.; Smith, K.; Brown, H.C. *Borane Reagents*, Academic Press, NY, **1988**, pp. 125–164; Pelter, A. *Chem. Ind. (London)* **1976**, 888.

TABLE 19.5. (Continued)

Reaction ^a	A	B	C	D ³⁷⁴	E ⁸⁸⁵	F ⁸⁸⁶	G	H	I	J ⁸⁸⁷	K ⁸⁸⁸	L	M	N
19-37 RCOO ⁻ → RCH ₂ OH	-	-	+	-	-	-	-	+	+	+	-	-	-	-
19-64 → RCH ₂ NR ₂ '														
RCONR ₂ '														
19-41 ↘ RCHO	-	-	-	+	+	+	-	+	+	+	+	+	+	+
19-43 RC≡N → RCH ₂ NH ₂	-	-	-	+	-	±	-	+	+	+	±	+	+	+
19-45 → RCH ₂ NH ₂ '														
RCONR ₂ '														
19-80 ↘ RCHO	-	-	-	-	-	-	-	+	+	-	-	+	+	+
15-11 RCH=CHR → RCH ₂ CH ₂ R	-	-	-	+	+	+	-	-	-	-	+	-	-	+

A = NaBH₄ in EtOH. B = NaBH₄ + LiCl in diglyme. C = NaBH₄ + AlCl₃ in diglyme. D = BH₃-THF. E = bis-3-methyl-2-butylborane (disiamylborane) in THF. F = 9-BBN. G = LiAlH(O*t*-Bu)₃ in THF. H = LiAlH(OMe)₃ in THF. I = LiAlH₄ in ether. J = AlH₃ in THF. K = LiBEt₃H. L = (*i*Bu)₂AlH [DIBALH]. M = NaAlEt₂H₂. N = catalytic hydrogenation.

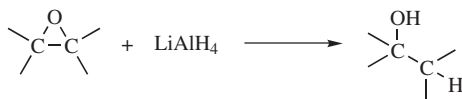


± indicates a borderline case.

A. Attack at Carbon (C—O and C=O)

19-35 Reduction of Epoxides

(3) *OC-seco*-Hydro-de-alkoxylation



Reduction of epoxides is a special case of **19-56** and is easily carried out.⁸⁹¹ The most common reagent is LiAlH₄,⁸⁹² which reacts by the S_N2-type mechanism, giving inversion of configuration. An epoxide on a substituted cyclohexane ring cleaves in such a direction as to give an axial alcohol. As expected for an S_N2 mechanism, cleavage usually occurs so that a tertiary alcohol is formed if possible. If not, a secondary alcohol is preferred. However, for certain substrates, the epoxide ring can be opened the other way by reduction with NaBH₄-ZrCl₄,⁸⁹³ Pd/C and

⁸⁹⁰Reduced to hydroxylamine (**19-46**).

⁸⁹¹For a list of reagents, with references, see Larock, R.C. *Comprehensive Organic Transformations*, 2nd ed., Wiley-VCH, NY, **1999**, pp. 1019–1027.

⁸⁹²See Healy, E.F.; Lewis, J.D.; Minniear, A.B. *Tetrahedron Lett.* **1994**, 35, 6647 for a discussion of the LiAlH₄ reduction of unsaturated cyclic epoxides.

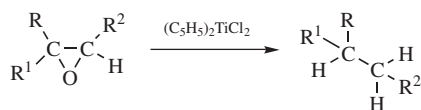
⁸⁹³Laxmi, Y.R.S.; Iyengar, D.S. *Synth. Commun.* **1997**, 27, 1731 (addition of L-proline to this reaction leads to moderate asymmetric induction).

HCOONH₄,⁸⁹⁴ SiO₂–Zn(BH₄)₂,⁸⁹⁵ or with BH₃ in THF.⁸⁹⁶ The reaction has also been carried out with other reagents, for example, sodium amalgam in EtOH, Li in ethylenediamine,⁸⁹⁷ Bu₃SnH–NaI,⁸⁹⁸ and by catalytic hydrogenolysis.⁸⁹⁹ Chemo-selective and regioselective ring opening (e.g., of allylic epoxides and of epoxy ketones and esters) has been achieved with SmI₂,⁹⁰⁰ HCOOH–NEt₃ and a palladium catalyst,⁹⁰¹ and sodium bis(2-methoxyethoxy)aluminum hydride (Red-Al).⁹⁰² Highly hindered epoxides can be conveniently reduced, without rearrangement, with lithium triethylborohydride.⁹⁰³

Epoxy ketones are selectively reduced with lithium naphthalenide⁹⁰⁴ or Cp₂TiCl in THF/MeOH⁹⁰⁵ to the β-hydroxyketone. Other reduction methods can lead to the epoxy alcohol (see p. \$\$\$). Reduction of epoxy amides with SmI₂ in methanol gave the α-hydroxyamide.⁹⁰⁶

Epi-sulfides can be reduced to give the alkene using Bu₃SnH in the presence of BEt₃.⁹⁰⁷

Epoxides can be reductively halogenated (the product is the alkyl bromide or iodide rather than the alcohol) with Me₃SiCl–NaX–(Me₂SiH)₂O (1,1,3,3-tetra-methyldisiloxane).⁹⁰⁸



The usual product of epoxide reductions is the alcohol, but epoxides are reduced all the way to the alkane by titanocene dichloride⁹⁰⁹ and by Et₃SiH–BH₃.⁹¹⁰

⁸⁹⁴Dragovich, P.S.; Prins, T.J.; Zhou, R. *J. Org. Chem.* **1995**, *60*, 4922. For reduction with a palladium catalyst in formic acid see Ley, S.V.; Mitchell, C.; Pears, D.; Ramarao, C.; Yu, J.Q.; Zhou, W. *Org. Lett.* **2003**, *5*, 4665.

⁸⁹⁵Ranu, B.C.; Das, A.R. *J. Chem. Soc. Perkin Trans. 1* **1992**, 1881.

⁸⁹⁶For a review of epoxide reduction with BH₃, see Cragg, G.M.L. *Organoboranes in Organic Synthesis*, Marcel Dekker, NY, **1973**, pp. 345–348. See also Yamamoto, Y.; Toi, H.; Sonoda, A.; Murahashi, S. *J. Chem. Soc. Chem. Commun.* **1976**, 672.

⁸⁹⁷Brown, H.C.; Ikegami, S.; Kawakami, J.H. *J. Org. Chem.* **1970**, *35*, 3243.

⁸⁹⁸Bonini, C.; Di Fabio, R. *Tetrahedron Lett.* **1988**, *29*, 819.

⁸⁹⁹For a review, see Rylander, P.N. *Catalytic Hydrogenation over Platinum Metals*, Academic Press, NY, **1967**, pp. 478–485. See Oshima, M.; Yamazaki, H.; Shimizu, I.; Nizar, M.; Tsuji, J. *J. Am. Chem. Soc.* **1989**, *111*, 6280.

⁹⁰⁰Molander, G.A.; La Belle, B.E.; Hahn, G. *J. Org. Chem.* **1986**, *51*, 5259; Otsubo, K.; Inanaga, J.; Yamaguchi, M. *Tetrahedron Lett.* **1987**, *28*, 4437. See also, Miyashita, M.; Hoshino, M.; Suzuki, T.; Yoshikoshi, A. *Chem. Lett.* **1988**, 507.

⁹⁰¹Noguchi, Y.; Yamada, T.; Uchiro, H.; Kobayashi, S. *Tetrahedron Lett.* **2000**, *41*, 7493, 7499.

⁹⁰²Gao, Y.; Sharpless, K.B. *J. Org. Chem.* **1988**, *53*, 4081.

⁹⁰³Krishnamurthy, S.; Schubert, R.M.; Brown, H.C. *J. Am. Chem. Soc.* **1973**, *95*, 8486.

⁹⁰⁴Jankowska, R.; Liu, H.-J.; Mhehe, G.L. *Chem. Commun.* **1999**, 1581.

⁹⁰⁵Hardouin, C.; Chevallerier, F.; Rousseau, B.; Doris, E. *J. Org. Chem.* **2001**, *66*, 1046.

⁹⁰⁶Concellón, J.M.; Bardales, E. *Org. Lett.* **2003**, *5*, 4783.

⁹⁰⁷Uenishi, J.; Kubo, Y. *Tetrahedron Lett.* **1994**, *35*, 6697.

⁹⁰⁸Aizpurua, J.M.; Palomo, C. *Tetrahedron Lett.* **1984**, *25*, 3123.

⁹⁰⁹van Tamelen, E.E.; Gladys, J.A. *J. Am. Chem. Soc.* **1974**, *96*, 5290.

⁹¹⁰Fry, J.L.; Mraz, T.J. *Tetrahedron Lett.* **1979**, 849.

19-36 Reduction of Aldehydes and Ketones to Alcohols⁹¹¹**C,O-Dihydro-addition**

Aldehydes can be reduced to primary alcohols, and ketones to secondary alcohols, by a number of reducing agents,⁹¹² of which LiAlH₄ and other metallic hydrides are the most commonly used.⁹¹³ These reagents have two main advantages over many other reducing agents: They do not reduce carbon-carbon double or triple bonds (with the exception of propargylic alcohols),⁹¹⁴ and with LiAlH₄ all four hydrogens are usable for reduction. The reaction is broad and general. Lithium aluminum hydride easily reduces aliphatic, aromatic, alicyclic, and heterocyclic aldehydes, containing double or triple bonds and/or nonreducible groups, such as NR₃, OH, OR, and F. If the molecule contains a group reducible by LiAlH₄ (e.g., NO₂, CN, COOR), then it is also reduced. Since LiAlH₄ reacts readily with water and alcohols, these compounds must be excluded. Common solvents are ether and THF. The compound NaBH₄ has a similar scope, but is more selective and so may be used with NO₂, Cl, COOR, CN, and so on in the molecule. Another advantage of NaBH₄ is that it can be used in water or alcoholic solvents and so reduces compounds, such as sugars that are not soluble in ethers.⁹¹⁵ Other solvents can be used with some modification of the borohydride. For example, butyltriphenylphosphonium borohydride reduces aldehydes to alcohols in dichloromethane.⁹¹⁶ A polymer-bound phase-transfer material with NaBH₄ in wet THF has also been used.⁹¹⁷ Sodium borohydride on alumina, under microwave irradiation, is also an effective reagent.⁹¹⁸ Sodium borohydride has been used on silica gel.⁹¹⁹ The scope of these reagents with ketones is similar to that with aldehydes. Lithium aluminum hydride reduces even sterically hindered ketones.

⁹¹¹See Smith, M.B. *Organic Synthesis*, 2nd ed., McGraw-Hill, NY, **2001**, pp. 306–368.

⁹¹²For a review, see Hudlický, M. *Reductions in Organic Chemistry*, Ellis Horwood, Chichester, **1984**, pp. 96–129. For a list of reagents, with references, see Larock, R.C. *Comprehensive Organic Transformations*, 2nd ed., Wiley-VCH, NY, **1999**, pp. 1075–1113.

⁹¹³For books on metal hydrides, see Abdel-Magid, A.F., Ed., *Reductions in Organic Synthesis*, American Chemical Society, Washington, DC, **1996**; Seyden-Penne, J. *Reductions by the Alumino- and Borohydrides*, VCH, NY, **1991**; Hajos, A. *Complex Hydrides*, Elsevier, NY, **1979**. For reviews, see House, H.O. *Modern Synthetic Reactions*, 2nd ed., W.A. Benjamin, NY, **1972**, pp. 49–71; Wheeler, O.H., in Patai, S. *The Chemistry of the Carbonyl Group*, pt. 1, Wiley, NY, **1966**, pp. 507–566.

⁹¹⁴See Meta, C.T.; Koide, K. *Org. Lett.* **2004**, *6*, 1785; Naka, T.; Koide, K. *Tetrahedron Lett.* **2003**, *44*, 443.

⁹¹⁵The compound NaBH₄ reduces solid ketones in the absence of any solvent (by mixing the powders): Toda, F.; Kiyoshige, K.; Yagi, M. *Angew. Chem. Int. Ed.* **1989**, *28*, 320.

⁹¹⁶Hajipour, A.R.; Mallakpour, S.E. *Synth. Commun.* **2001**, *31*, 1177.

⁹¹⁷Tamami, B.; Mahdavi, H. *Tetrahedron* **2003**, *59*, 821.

⁹¹⁸Varma, R.S.; Saini, R.K. *Tetrahedron Lett.* **1997**, *38*, 4337.

⁹¹⁹Yakabe, S.; Hirano, M.; Morimoto, T. *Synth. Commun.* **1999**, *29*, 295; Liu, W.-y.; Xu, Q.-h.; Ma, Y.-x. *Org. Prep. Proceed. Int.* **2000**, *32*, 596.

The double bonds that are generally not affected by metallic hydrides may be isolated or conjugated, but double bonds that are conjugated with the C=O group may or may not be reduced, depending on the substrate, reagent, and reaction conditions.⁹²⁰ Some reagents that reduce only the C=O bonds of α,β -unsaturated aldehydes and ketones are AlH_3 ,⁹²¹ NaBH_4 , or LiAlH_4 in the presence of lanthanide salts,⁹²² cobalt complexes,⁹²³ nickel compounds,⁹²⁴ I_2 ,⁹²⁵ $\text{NaBH}_3(\text{OAc})$,⁹²⁶ $\text{Zn}(\text{BH}_4)_2$ ⁹²⁷ on Y-zeolite,⁹²⁸ and Et_3SiH .⁹²⁹ Also, both LiAlH_4 ⁹³⁰ and NaBH_4 ⁹³¹ predominantly reduce only the C=O bonds of C=C–C=O systems in most cases, although substantial amounts of fully saturated alcohols have been found in some cases⁹³⁰ (15-14). For some reagents that reduce only the C=C bonds of conjugated aldehydes and ketones, see 15-11. A mixture of InCl_3 and NaBH_4 reduced both the C=C and C=O units of conjugated ketones.⁹³²

When a functional group is selectively attacked in the presence of a different functional group, the reaction is said to be *chemoselective*.⁹³³ A number of reagents have been found to reduce aldehydes much faster than ketones. Among these⁹³⁴ are sodium triacetoxyborohydride⁹³⁵ ($\text{NaBH}_4\text{--HCOOH}$),⁹³⁶ zinc borohydride in THF,⁹³⁷ bis-(isopropoxytitanium borohydride),⁹³⁸ a complex of LiAlH_4 and *N*-methyl-2-pyrrolidinone (of particular interest since it is stable in air and to heating),⁹³⁹ and Raney nickel.⁹⁴⁰ On

⁹²⁰For a review of the reduction of α,β -unsaturated carbonyl compounds, see Keinan, E.; Greenspoon, N., in Patai, S.; Rappoport, Z. *The Chemistry of Enones*, pt. 2, Wiley, NY, **1989**, pp. 923–1022.

⁹²¹Jorgenson, M.J. *Tetrahedron Lett.* **1962**, 559; Dilling, W.L.; Plepys, R.A. *J. Org. Chem.* **1970**, *35*, 2971.

⁹²²Gemal, A.L.; Luche, J. *J. Am. Chem. Soc.* **1981**, *103*, 5454; Fukuzawa, S.; Fujinami, T.; Yamauchi, S.; Sakai, S. *J. Chem. Soc. Perkin Trans. 1* **1986**, 1929. See also Chênevert, R.; Ampleman, G. *Chem. Lett.* **1985**, 1489; Varma, R.S.; Kabalka, G.W. *Synth. Commun.* **1985**, *15*, 985.

⁹²³Ohtsuka, Y.; Koyasu, K.; Ikeno, T.; Yamada, T. *Org. Lett.* **2001**, *3*, 2543.

⁹²⁴Khurana, J.M.; Chauhan, S. *Synth. Commun.* **2001**, *31*, 3485.

⁹²⁵Singh, J.; Kaur, I.; Kaur, J.; Bhalla, A.; Kad, G.L. *Synth. Commun.* **2003**, *33*, 191.

⁹²⁶Nutaitis, C.F.; Bernardo, J.E. *J. Org. Chem.* **1989**, *54*, 5629.

⁹²⁷For a review of the reactivity of this reagent, see Ranu, B. *Synlett* **1993**, 885.

⁹²⁸Sreekumar, R.; Padmakumar, R.; Rugmini, P. *Tetrahedron Lett.* **1998**, *39*, 5151.

⁹²⁹Ojima, I.; Kogure, T. *Organometallics* **1982**, *1*, 1390.

⁹³⁰Johnson, M.R.; Rickborn, B. *J. Org. Chem.* **1970**, *35*, 1041.

⁹³¹Chaikin, S.W.; Brown, W.G. *J. Am. Chem. Soc.* **1949**, *71*, 122.

⁹³²Ranu, B.C.; Samanta, S. *Tetrahedron* **2003**, *59*, 7901.

⁹³³See Luibrand, R.T.; Taigounov, I.R.; Taigounov, A.A. *J. Org. Chem.* **2001**, *66*, 7254.

⁹³⁴For some others (not all of them metal hydrides), see Hutchins, R.O.; Kandasamy, D. *J. Am. Chem. Soc.* **1973**, *95*, 6131; Risbood, P.A.; Ruthven, D.M. *J. Org. Chem.* **1979**, *44*, 3969; Babler, J.H.; Invergo, B.J. *Tetrahedron Lett.* **1981**, *22*, 621; Fleet, G.W.J.; Harding, P.J.C. *Tetrahedron Lett.* **1981**, *22*, 675; Yamaguchi, S.; Kabuto, K.; Yasuhara, F. *Chem. Lett.* **1981**, 461; Kim, S.; Kang, H.J.; Yang, S. *Tetrahedron Lett.* **1984**, *25*, 2985; Kamitori, Y.; Hojo, M.; Masuda, R.; Yamamoto, M. *Chem. Lett.* **1985**, 253; Borbaruah, M.; Barua, N.C.; Sharma, R.P. *Tetrahedron Lett.* **1987**, *28*, 5741.

⁹³⁵Gribble, G.W.; Ferguson, D.C. *J. Chem. Soc. Chem. Commun.* **1975**, 535. See also, Nutaitis, C.F.; Gribble, G.W. *Tetrahedron Lett.* **1983**, *24*, 4287.

⁹³⁶Blanton, J.R. *Synth. Commun.* **1997**, *27*, 2093.

⁹³⁷Ranu, B.C.; Chakraborty, R. *Tetrahedron Lett.* **1990**, *31*, 7663; See Ranu, B. *Synlett* **1993**, 885.

⁹³⁸Ravikumar, K.S.; Chandrasekaran, S. *Tetrahedron* **1996**, *52*, 9137.

⁹³⁹Fuller, J.C.; Stangeland, E.L.; Jackson, T.C.; Singaram, B. *Tetrahedron Lett.* **1994**, *35*, 1515. See also, Mogali, S.; Darville, K.; Pratt, L.M. *J. Org. Chem.* **2001**, *66*, 2368.

⁹⁴⁰Barrero, A.F.; Alvarez-Manzaneda, E.J.; Chahboun, R.; Meneses, R. *Synlett* **2000**, 197.

the other hand, ketones can be chemoselectively reduced in the presence of aldehydes with NaBH_4 in aq. EtOH at -15°C in the presence of cerium trichloride CeCl_3 .⁹⁴¹ The reagent lithium *n*-dihydropyridylaluminum hydride reduces diaryl ketones much better than dialkyl or alkyl aryl ketones.⁹⁴² Most other hydrides reduce diaryl ketones more slowly than other types of ketones. Saturated ketones can be reduced in the presence of α,β -unsaturated ketones with NaBH_4 -50% MeOH- CH_2Cl_2 at -78°C ⁹⁴³ and with zinc borohydride.⁹⁴⁴

In general, NaBH_4 reduces carbonyl compounds in this order: aldehydes $>$ α,β -unsaturated aldehydes $>$ ketones $>$ α,β -unsaturated ketones, and a carbonyl group of one type can be selectively reduced in the presence of a carbonyl group of a less reactive type.⁹⁴⁵ A number of reagents will preferentially reduce the less sterically hindered of two carbonyl compounds, but by the use of DIBALH in the presence of the Lewis acid methylaluminum bis(2,16-di-*tert*-butyl-4-methylphenoxide), it was possible selectively to reduce the *more hindered* of a mixture of two ketones.⁹⁴⁶ It is obvious that reagents can often be found to reduce one kind of carbonyl function in the presence of another.⁹⁴⁷ For a discussion of selectivity in reduction reactions, see p. 1787. A syn-selective reduction of β -hydroxy ketones was achieved using $(i\text{PrO})_2\text{TlBH}_4$.⁹⁴⁸

Quinones are reduced to hydroquinones by LiAlH_4 , SnCl_2 -HCl, or sodium hydrosulfite ($\text{Na}_2\text{S}_2\text{O}_4$), as well as by other reducing agents.

The reagent lithium tri-*sec*-butylborohydride $\text{LiBH}(\text{sec-Bu})_3$ (L-Selectride) reduces cyclic and bicyclic ketones in a highly stereoselective manner.⁹⁴⁹ For example, 2-methylcyclohexanone gave *cis*-2-methylcyclohexanol with an isomeric purity $>99\%$. Both L-Selectride and the potassium salt (κ -Selectride) reduce carbonyls in cyclic and acyclic molecules with high diastereoselectivity.⁹⁵⁰ The more usual reagents, for example, LiAlH_4 , NaBH_4 , reduce relatively unhindered cyclic ketones either with little or no stereoselectivity⁹⁵¹ or give predominant formation of the more stable isomer (axial attack).⁹⁵² Mixed reagents, such as

⁹⁴¹See Gemal, A.L.; Luche, J. *Tetrahedron Lett.* **1981**, 22, 4077; Li, K.; Hamann, L.G.; Koreeda, M. *Tetrahedron Lett.* **1992**, 33, 6569.

⁹⁴²Lansbury, P.T.; Peterson, J.O. *J. Am. Chem. Soc.* **1962**, 84, 1756.

⁹⁴³Ward, D.E.; Rhee, C.K.; Zoghaib, W.M. *Tetrahedron Lett.* **1988**, 29, 517.

⁹⁴⁴Sarkar, D.C.; Das, A.R.; Ranu, B.C. *J. Org. Chem.* **1990**, 55, 5799.

⁹⁴⁵Ward, D.E.; Rhee, C.K. *Can. J. Chem.* **1989**, 67, 1206.

⁹⁴⁶Maruoka, K.; Araki, Y.; Yamamoto, H. *J. Am. Chem. Soc.* **1988**, 110, 2650.

⁹⁴⁷For lists of some of these chemoselective reagents, with references, see Larock, R.C. *Comprehensive Organic Transformations*, 2nd ed., Wiley-VCH, NY, **1999**, pp. 1089-1092, and references given in Ward, D.E.; Rhee, C.K. *Can. J. Chem.* **1989**, 67, 1206.

⁹⁴⁸Ravikumar, K.S.; Sinha, S.; Chandrasekaran, S. *J. Org. Chem.* **1999**, 64, 5841.

⁹⁴⁹Brown, H.C.; Krishnamurthy, S. *J. Am. Chem. Soc.* **1972**, 94, 7159; Krishnamurthy, S.; Brown, H.C. *J. Am. Chem. Soc.* **1976**, 98, 3383.

⁹⁵⁰ κ -Selectride: Lawson, E.C.; Zhang, H.-C.; Maryanoff, B.E. *Tetrahedron Lett.* **1999**, 40, 593.

⁹⁵¹For reviews of the stereochemistry and mechanism, see Caro, B.; Boyer, B.; Lamaty, G.; Jaouen, G. *Bull. Soc. Chim. Fr.* **1983**, II-281; Boone, J.R.; Ashby, E.C. *Top. Stereochem.* **1979**, 11, 53; Wigfield, D.C. *Tetrahedron* **1979**, 35, 449. For a review of stereoselective synthesis of amino alcohols by this method, see Tramontini, M. *Synthesis* **1982**, 605.

⁹⁵²For a discussion of why this isomer is predominantly formed, see Mukherjee, D.; Wu, Y.; Fronczek, F.R.; Houk, K.N. *J. Am. Chem. Soc.* **1988**, 110, 3328.

$\text{LiBH}_3[\text{N}(\text{C}_2\text{H}_5)_2]$, gives high selectivity for axial attack.⁹⁵³ Reduction of cyclohexanone derivatives with the very hindered $\text{LiAlH}(\text{C}_2\text{H}_5)_2\text{CMe}_3$ gave primarily the cis-alcohol.⁹⁵⁴ Cyclohexanones that have a large degree of steric hindrance near the carbonyl group usually give predominant formation of the less stable alcohol, even with LiAlH_4 and NaBH_4 .

Other reagents reduce aldehydes and ketones to alcohols,⁹⁵⁵ including:

1. *Hydrogen and a Catalyst.*⁹⁵⁶ The most common catalysts are platinum and ruthenium, but homogeneous catalysts have also been used,⁹⁵⁷ including copper on silica gel⁹⁵⁸ and a ruthenium catalyst on mesoporous silica.⁹⁵⁹ Before the discovery of the metal hydrides this was one of the most common ways of effecting this reduction, but it suffers from the fact that $\text{C}=\text{C}$, $\text{C}\equiv\text{C}$, $\text{C}=\text{N}$, and $\text{C}\equiv\text{N}$ bonds are more susceptible to attack than $\text{C}=\text{O}$ bonds.⁹⁶⁰ For aromatic aldehydes and ketones, reduction to the hydrocarbon (**19-61**) is a side reaction, stemming from hydrogenolysis of the alcohol initially produced (**19-54**).
2. *Sodium in Ethanol.*⁹⁶¹ This is called the *Bouveault–Blanc procedure* and was more popular for the reduction of carboxylic esters (**19-38**) than of aldehydes or ketones before the discovery of LiAlH_4 .

For the reaction with sodium in ethanol the following mechanism⁹⁶² has been suggested:⁹⁶³

⁹⁵³Harrison, J.; Fuller, J.C.; Goralski, C.T.; Singaram, B. *Tetrahedron Lett.* **1994**, 35, 5201.

⁹⁵⁴Boireau, G.; Deberly, A.; Toneva, R. *Synlett* **1993**, 585. In this study, reduction with $\text{LiAlH}(\text{O}i\text{-Bu})_3$ was shown to give primarily the trans-alcohol.

⁹⁵⁵This can also be done electrochemically. For a review, see Feoktistov, L.G.; Lund, H., in Baizer, M.M.; Lund, H. *Organic Electrochemistry*, Marcel Dekker, NY, **1983**, pp. 315–358, 315–326. See also, Coche, L.; Moutet, J. *J. Am. Chem. Soc.* **1987**, 109, 6887.

⁹⁵⁶For reviews, see Abdel-Magid, A.F., Ed., *Reductions in Organic Synthesis*, American Chemical Society Washington, DC, **1996**, pp. 31–50; Parker, D., in Hartley, F.R. *The Chemistry of the Metal-Carbon Bond*, Vol. 4, Wiley, NY, **1987**, pp. 979–1047; Tanaka, K., in Červený, I. *Catalytic Hydrogenation*, Elsevier, NY, **1986**, pp. 79–104; Rylander, P.N. *Hydrogenation Methods*, Academic Press, NY, **1985**, pp. 66–77; Rylander, P.N. *Catalytic Hydrogenation over Platinum Metals*, Academic Press, NY, **1967**, pp. 238–290.

⁹⁵⁷For a review, see Heck, R.F. *Organotransition Metal Chemistry*, Academic Press, NY, **1974**, pp. 65–70.

⁹⁵⁸Ravasio, N.; Psaro, R.; Zaccheria, F. *Tetrahedron Lett.* **2002**, 43, 3943.

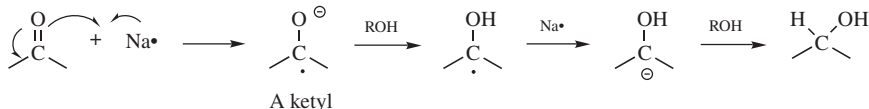
⁹⁵⁹Kesanli, B.; Lin, W. *Chem. Commun.* **2004**, 2284.

⁹⁶⁰For catalysts that allow hydrogenation of only the $\text{C}=\text{O}$ bond of α,β -unsaturated aldehydes, see Galvagno, S.; Poltarzewski, Z.; Donato, A.; Neri, G.; Pietropaolo, R. *J. Chem. Soc. Chem. Commun.* **1986**, 1729; Farnetti, E.; Pesce, M.; Kaspar, J.; Spogliarich, R.; Graziani, M. *J. Chem. Soc. Chem. Commun.* **1986**, 746; Narasimhan, C.S.; Deshpande, V.M.; Ramnarayan, K. *J. Chem. Soc. Chem. Commun.* **1988**, 99.

⁹⁶¹For a discussion, see House, H.O. *Modern Synthetic Reactions*, 2nd ed., W.A. Benjamin, NY, **1972**, pp. 152–160.

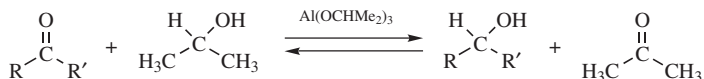
⁹⁶²For reviews of the mechanisms of these reactions, see Pradhan, S.K. *Tetrahedron* **1986**, 42, 6351; Huffman, J.W. *Acc. Chem. Res.* **1983**, 16, 399. For discussions of the mechanism in the absence of protic solvents, see Huffman, J.W.; Liao, W.; Wallace, R.H. *Tetrahedron Lett.* **1987**, 28, 3315; Rautenstrauch, V. *Tetrahedron* **1988**, 44, 1613; Song, W.M.; Dewald, R.R. *J. Chem. Soc. Perkin Trans. 2* **1989**, 269. For a review of the stereochemistry of these reactions in liquid NH_3 , see Rassat, A. *Pure Appl. Chem.* **1977**, 49, 1049.

⁹⁶³House, H.O. *Modern Synthetic Reactions*, 2nd ed., W.A. Benjamin, NY, **1972**, p. 151. See, however, Giordano, C.; Perdoncin, G.; Castaldi, G. *Angew. Chem. Int. Ed.* **1985**, 24, 499.



The ketyl intermediate can be isolated.⁹⁶⁴

3. *Isopropyl Alcohol and Aluminum Isopropoxide*. This is called the *Meerwein-Ponndorf-Verley reduction*.⁹⁶⁵ It is reversible, and the reverse reaction is known as the *Oppenauer oxidation* (see 19-3):



The equilibrium is shifted by removal of the acetone by distillation. There is a report of the reduction of benzaldehyde to benzyl alcohol by heating with Z-propanol at 225°C for 1 day.⁹⁶⁶ The reaction takes place under very mild conditions and is highly specific for aldehydes and ketones, so that C=C bonds (including those conjugated with the C=O bonds) and many other functional groups can be present without themselves being reduced.⁹⁶⁷ This includes acetals, so that one of two carbonyl groups in a molecule can be specifically reduced if the other is first converted to an acetal. β-Keto esters, β-diketones, and other ketones and aldehydes with a relatively high enol content do not give this reaction. A SmI₃-assisted version of this reduction has been reported.⁹⁶⁸ Zeolites have been used as a medium for this reduction.⁹⁶⁹ This reduction can be done catalytically⁹⁷⁰ and an aluminum-free, zirconium zeolite catalyst has been developed.⁹⁷¹ A combination of Z-propanol with BINOL and AlMe₃ leads to reduction of α-chloroketones to the chlorohydrin with good enantioselectivity.⁹⁷² Microwave irradiation of a ketone with Z-propanol, KOH, and activated alumina gives good yields of the alcohol.⁹⁷³

⁹⁶⁴For example, see Rautenstrauch, V.; Geoffroy, M. *J. Am. Chem. Soc.* **1976**, *98*, 5035; **1977**, *99*, 6280.

⁹⁶⁵For other catalysts, see Akamanchi, K.G.; Noorani, V.R. *Tetrahedron Lett.* **1995**, *36*, 5085; Akamanchi, K.G.; Varalakshmy, N.R. *Tetrahedron Lett.* **1995**, *36*, 3571; Maruoka, K.; Saito, S.; Concepcion, A.B.; Yamamoto, H. *J. Am. Chem. Soc.* **1993**, *115*, 1183. For a microwave-induced version of this reaction, see Barbry, D.; Torchy, S. *Tetrahedron Lett.* **1997**, *38*, 2959.

⁹⁶⁶Bagnell, L.; Strauss, C.R. *Chem. Commun.* **1999**, 287.

⁹⁶⁷Diisobornyloxyaluminum isopropoxide gives higher yields under milder conditions than aluminum isopropoxide: Hutton, J. *Synth. Commun.* **1979**, *9*, 483. For other substitutes for aluminum isopropoxide, see Namy, J.L.; Soupe, J.; Collin, J.; Kagan, H.B. *J. Org. Chem.* **1984**, *49*, 2045; Okano, T.; Matsuoka, M.; Konishi, H.; Kiji, J. *Chem. Lett.* **1987**, 181.

⁹⁶⁸Evans, D.A.; Nelson, S.G.; Gagné, M.R.; Muci, A.R. *J. Am. Chem. Soc.* **1993**, *115*, 9800.

⁹⁶⁹Corma, A.; Domine, M.E.; Nemeth, L.; Valencia, S. *J. Am. Chem. Soc.* **2002**, *124*, 3194.

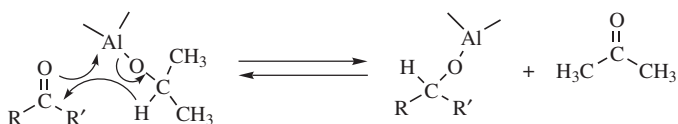
⁹⁷⁰Campbell, E.J.; Zhou, H.; Nguyen, S.T. *Org. Lett.* **2001**, *3*, 2391. See Albrecht, M.; Crabtree, R.H.; Mata, J.; Peris, E. *Chem. Commun.* **2002**, 32.

⁹⁷¹Zhu, Y.; Chuah, G.; Jaenicke, S. *Chem. Commun.* **2003**, 2734.

⁹⁷²Campbell, E.J.; Zhou, H.; Nguyen, S.T. *Angew. Chem. Int. Ed.* **2002**, *41*, 1020.

⁹⁷³Kazemi, F.; Kiasat, A.R. *Synth. Commun.* **2002**, *32*, 2255.

The Meerwein–Ponndorf–Verley reaction usually⁹⁷⁴ involves a cyclic transition state:⁹⁷⁵



but in some cases 2 equivalents of aluminum alkoxide are involved: one attacking the carbon and the other the oxygen, a conclusion that stems from the finding that in these cases the reaction was 1.5 order in alkoxide.⁹⁷⁶ Although, for simplicity, we have shown the alkoxide as a monomer, it actually exists as trimers and tetramers, and it is these that react.⁹⁷⁷

4. *Metal Reductions.* A single carbonyl group of an α -diketone can be reduced (to give an α -hydroxy ketone) by heating with zinc powder in aq. DMF⁹⁷⁸ or zinc in methanol in the presence of benzyltriethylammonium chloride.⁹⁷⁹ This has also been accomplished with aq. VCl_2 ⁹⁸⁰ and with $\text{Zn-ZnCl}_2\text{-EtOH}$.⁹⁸¹ Aluminum and NaOH in aqueous methanol reduces ketones.⁹⁸² β -Hydroxy ketones are reduced with good anti-selectivity using an excess of SmI_2 in water,⁹⁸³ and other ketones or aldehydes are reduced with SmI_2 ⁹⁸⁴ in aq. THF,⁹⁸⁵ in *Z*-propanol,⁹⁸⁶ or methanol.⁹⁸⁷ Other metals can be used, including FeCl_3/Zn in aq. DMF⁹⁸⁸ or DME/MeOH.⁹⁸⁹ 1,2-Diketones were reduced to the α -hydroxy ketone with TiI_4 in acetonitrile, followed by hydrolysis.⁹⁹⁰ Ammonia and aq. TiCl_3 in methanol reduces ketones.⁹⁹¹

⁹⁷⁴It has been that shown in some cases reduction with metal alkoxides, including aluminum isopropoxide, involves free-radical intermediates (SET mechanism): Screttas, C.G.; Cazianis, C.T. *Tetrahedron* **1978**, *34*, 933; Nasipuri, D.; Gupta, M.D.; Banerjee, S. *Tetrahedron Lett.* **1984**, *25*, 5551; Ashby, E.C.; Argyropoulos, J.N. *J. Org. Chem.* **1986**, *51*, 3593; Yamataka, H.; Hanafusa, T. *Chem. Lett.* **1987**, 643.

⁹⁷⁵See, for example, Shiner, Jr., V.J.; Whittaker, D. *J. Am. Chem. Soc.* **1963**, *85*, 2337; Warnhoff, E.W.; Reynolds-Warnhoff, P.; Wong, M.Y.H. *J. Am. Chem. Soc.* **1980**, *102*, 5956.

⁹⁷⁶Moulton, W.N.; Van Atta, R.E.; Ruch, R.R. *J. Org. Chem.* **1961**, *26*, 290.

⁹⁷⁷Williams, E.D.; Krieger, K.A.; Day, A.R. *J. Am. Chem. Soc.* **1953**, *75*, 2404; Shiner, Jr., V.J.; Whittaker, D. *J. Am. Chem. Soc.* **1969**, *91*, 394.

⁹⁷⁸Kreiser, W. *Liebigs Ann. Chem.* **1971**, *745*, 164.

⁹⁷⁹Kardile, G.B.; Desai, D.G.; Swami, S.S. *Synth. Commun.* **1999**, *29*, 2129.

⁹⁸⁰Ho, T.; Olah, G.A. *Synthesis* **1976**, 815.

⁹⁸¹Toda, F.; Tanaka, K.; Tange, H. *J. Chem. Soc. Perkin Trans. 1* **1989**, 1555.

⁹⁸²Bhar, S.; Guha, S. *Tetrahedron Lett.* **2004**, *45*, 3775.

⁹⁸³Keck, G.E.; Wager, C.A.; Sell, T.; Wager, T.T. *J. Org. Chem.* **1999**, *64*, 2172.

⁹⁸⁴See Prasad, E.; Flowers II, R.A. *J. Am. Chem. Soc.* **2002**, *124*, 6895.

⁹⁸⁵Fukuzawa, S.-i.; Miura, M.; Matsuzawa, H. *Tetrahedron Lett.* **2000**, *42*, 4167; Dahlén, A.; Hilmersson, G. *Tetrahedron Lett.* **2002**, *43*, 7197.

⁹⁸⁶Fukuzawa, S.-i.; Nakano, N.; Saitoh, T. *Eur. J. Org. Chem.* **2004**, 2863.

⁹⁸⁷Keck, G.E.; Wager, C.A. *Org. Lett.* **2000**, *2*, 2307.


⁹⁸⁸Sadavarte, V.S.; Swami, S.S.; Desai, D.G. *Synth. Commun.* **1998**, *28*, 1139.

⁹⁸⁹Chopade, P.R.; Davis, T.A.; Prasad, E.; Flowers II, R.A. *Org. Lett.* **2004**, *6*, 2685.

⁹⁹⁰Hayakawa, R.; Sahara, T.; Shimizu, M. *Tetrahedron Lett.* **2000**, *41*, 7939.

⁹⁹¹Clerici, A.; Pastori, N.; Porta, O. *Eur. J. Org. Chem.* **2001**, 2235.

5. *Boranes*. Borane (BH₃) and substituted boranes reduce aldehydes and ketones in a manner similar to their addition to C=C bonds (**15-16**).⁹⁹² That is, the boron adds to the oxygen and the hydrogen to the carbon:⁹⁹³



The borate is then hydrolyzed to the alcohol. Both 9-BBN⁹⁹⁴ (p. 1077) and BH₃-Me₂S⁹⁹⁵ reduce only the C=O group of conjugated aldehydes and ketones. A variety of alkylboranes can be used for reduction.⁹⁹⁶ Borane reduction of a titanium complex of a 1,3-diketone gives the syn-diol.⁹⁹⁷ Reduction occurs with B₁₀H₁₄ with CeCl₃,⁹⁹⁸ Alane (AlH₃) derivatives can also be used, including diisobutylaluminum hydride.⁹⁹⁹ Tributylborane in ionic solvents reduces aldehydes to alcohols.¹⁰⁰⁰

6. *Tin Hydrides*. Tributyltin hydride reduces aldehydes to primary alcohols by simply heating in methanol.¹⁰⁰¹ A mixture of Bu₃SnH and phenylboronic acid (p. 815) reduces aldehydes in dichloromethane.¹⁰⁰² Reduction of ketones was achieved with Bu₂SnH₂ and a palladium catalyst.¹⁰⁰³ Using triaryltin hydrides with BF₃·OEt₂, where aryl is 2,6-diphenylbenzyl, selective reduction of aliphatic aldehydes in the presence of a conjugated aldehyde was achieved.¹⁰⁰⁴
7. *Cannizzaro Reaction*. In the Cannizzaro reaction (**19-81**), aldehydes without an α hydrogen are reduced to alcohols.
8. *Silanes*. In the presence of bases, certain silanes can selectively reduce carbonyls. Epoxy-ketones are reduced to epoxy-alcohols, for example, with

⁹⁹²For a review, see Cragg, G.M.L. *Organoboranes in Organic Synthesis*, Marcel Dekker, NY, **1973**, pp. 324–335. See Cha, J.S.; Moon, S.J.; Park, J.H. *J. Org. Chem.* **2001**, *66*, 7514.

⁹⁹³Brown, H.C.; Subba Rao, B.C. *J. Am. Chem. Soc.* **1960**, *82*, 681; Brown, H.C.; Korytnyk, W. *J. Am. Chem. Soc.* **1960**, *82*, 3866.

⁹⁹⁴Krishnamurthy, S.; Brown, H.C. *J. Org. Chem.* **1975**, *40*, 1864; Lane, C.F. *Aldrichimica Acta* **1976**, *9*, 31.

⁹⁹⁵Mincione, E. *J. Org. Chem.* **1978**, *43*, 1829.

⁹⁹⁶Smith, K.; El-Hiti, G.A.; Hou, D.; De Boos, G.A. *J. Chem. Soc. Perkin Trans. 1* **1999**, 2807.

⁹⁹⁷Bartoli, G.; Bosco, M.; Bellucci, M.C.; Daplozzo, R.; Marcantoni, E.; Sambri, L. *Org. Lett.* **2000**, *2*, 45.

⁹⁹⁸Bae, J.W.; Lee, S.H.; Jung, Y.J.; Yoon, C.-O.M.; Yoon, C.M. *Tetrahedron Lett.* **2001**, *42*, 2137.

⁹⁹⁹Nakamura, S.; Kuroyanagi, M.; Watanabe, Y. Toru, T. *J. Chem. Soc. Perkin Trans. 1* **2000**, 3143.

¹⁰⁰⁰In bmim PF₆, 1-butyl-3-methylimidazolium hexafluorophosphate and in emim PF₆, 1-ethyl-3-methylimidazolium hexafluorophosphate: Kabalka, G.W.; Malladi, R.R. *Chem. Commun.* **2000**, 2191.

¹⁰⁰¹Kamiura, K.; Wada, M. *Tetrahedron Lett.* **1999**, *40*, 9059; Fung, N.Y.M.; de Mayo, P.; Schauble, J.H.; Weedon, A.C. *J. Org. Chem.* **1978**, *43*, 3977; Shibata, I.; Yoshida, T.; Baba, A.; Matsuda, H. *Chem. Lett.* **1989**, 619; Adams, C.M.; Schemenaur, J.E. *Synth. Commun.* **1990**, *20*, 2359. For a review, see Kuivila, H.G. *Synthesis* **1970**, 499.

¹⁰⁰²Yu, H.; Wang, B. *Synth. Commun.* **2001**, *31*, 2719.

¹⁰⁰³Kamiya, I.; Ogawa, A. *Tetrahedron Lett.* **2002**, *43*, 1701.

¹⁰⁰⁴Sasaki, K.; Komatsu, N.; Shivakawa, S.; Maruoka, K. *Synlett* **2002**, 575.

(MeO)₃SiH and LiOMe.¹⁰⁰⁵ Controlling temperature and solvent leads to different ratios of syn- and anti- products.¹⁰⁰⁶ Silanes reduce ketones in the presence of BF₃•OEt₂¹⁰⁰⁷ and transition-metal compounds catalyze this reduction.¹⁰⁰⁸ Ketones are reduced with Cl₃SiH in the presence of pyrrolidine carboxaldehyde¹⁰⁰⁹ or under photochemical conditions.¹⁰¹⁰ Polymethylhydrosiloxane with tetrabutylammonium fluoride reduces α-amino ketones to give the syn-amino alcohol.¹⁰¹¹

9. *Ammonium Formates*. Sodium formate and trialkylammonium formates can be used to reduce aldehydes and ketones to the corresponding alcohol. Decanal was reduced to decanol, for example, using sodium formate in *N*-methyl-2-pyrrolidinone as a solvent.¹⁰¹² A mixture of formic acid and ethyl magnesium bromide was used to reduce decanal to decanol in 70% yield.¹⁰¹³

Unsymmetrical ketones are prochiral (p. 193); that is, reduction creates a new stereogenic center:



Much effort has been put into finding optically active reducing agents that will produce one enantiomer of the alcohol enantioselectively, and considerable success has been achieved.¹⁰¹⁴ Each reagent tends to show a specificity for certain types of ketones.¹⁰¹⁵ H.C. Brown and co-workers¹⁰¹⁶ reduced various types of ketone with a number of reducing agents. These workers also determined the relative effectiveness of various reagents for reduction of eight other types of ketone, including heterocyclic, aralkyl, β-keto esters, β-keto acids,¹⁰¹⁷ and so on.¹⁰¹⁶ In most cases, good enantioselectivity can be obtained with the proper reagent.¹⁰¹⁸ Substituents that are

¹⁰⁰⁵Hojo, M.; Fujii, A.; Murakami, C.; Aihara, H.; Hosomi, A. *Tetrahedron Lett.* **1995**, 36, 571.

¹⁰⁰⁶See Yamamoto, Y.; Matsuoka, K.; Nemoto, H. *J. Am. Chem. Soc.* **1988**, 110, 4475.

¹⁰⁰⁷Smonou, I. *Tetrahedron Lett.* **1994**, 35, 2071.

¹⁰⁰⁸Schmidt, T. *Tetrahedron Lett.* **1994**, 35, 3513.

¹⁰⁰⁹Iwasaki, F.; Onomura, O.; Mishima, K.; Maki, T.; Matsumura, Y. *Tetrahedron Lett.* **1999**, 40, 7507.

¹⁰¹⁰Enholm, E.J.; Schulte II, J.P. *J. Org. Chem.* **1999**, 64, 2610.

¹⁰¹¹Nadkarni, D.; Hallissey, J.; Mojica, C. *J. Org. Chem.* **2003**, 68, 594.

¹⁰¹²Babler, J.H.; Sarussi, S.J. *J. Org. Chem.* **1981**, 46, 3367.

¹⁰¹³Babler, J.H.; Invergo, B.J. *Tetrahedron Lett.* **1981**, 22, 621.

¹⁰¹⁴For reviews, see Singh, V.K. *Synthesis* **1992**, 605; Midland, M.M. *Chem. Rev.* **1989**, 89, 1553; Nógrádi, M. *Stereoselective Synthesis*, VCH, NY, **1986**, pp. 105–130; in Morrison, J.D. *Asymmetric Synthesis*, Academic Press, NY, **1983**, the articles by Midland, M.M. Vol. 2, pp. 45–69, and Grandbois, E.R.; Howard, S.I.; Morrison, J.D. Vol. 2, pp. 71–90; Haubenstock, H. *Top. Stereochem.* **1983**, 14, 231.

¹⁰¹⁵For a list of many of these reducing agents, with references, see Larock, R.C. *Comprehensive Organic Transformations*, 2nd ed., Wiley-VCH, NY, **1999**, pp. 1097–1111.

¹⁰¹⁶Brown, H.C.; Park, W.S.; Cho, B.T.; Ramachandran, P.V. *J. Org. Chem.* **1987**, 52, 5406.

¹⁰¹⁷Wang, Z.; La, B.; Fortunak, J.M.; Meng, X.-J.; Kabalka, G.W. *Tetrahedron Lett.* **1998**, 39, 5501.

¹⁰¹⁸See Brown, H.C.; Ramachandran, P.V.; Weissman, S.A.; Swaminathan, S. *J. Org. Chem.* **1990**, 55, 6328; Rama Rao, A.V.; Gurjar, M.K.; Sharma, P.A.; Kaiwar, V. *Tetrahedron Lett.* **1990**, 31, 2341; Midland, M.M.; Kazubski, A.; Woodling, R.E. *J. Org. Chem.* **1991**, 56, 1068.

remote to the carbonyl group can play a role in facial selectivity of the reduction.¹⁰¹⁹ Successful asymmetric reductions have been achieved with biologically derived reducing agents,¹⁰²⁰ such as baker's yeast,¹⁰²¹ enzymes from other organisms,¹⁰²² or with biocatalysts.¹⁰²³ Immobilized bakers yeast has been used in an ionic liquid.¹⁰²⁴

Asymmetric reduction with very high enantioselectivity has also been achieved with achiral reducing agents and optically active catalysts.¹⁰²⁵ Two approaches are represented by (*I*) homogeneous catalytic hydrogenation with the catalyst 2,2'-bis(diphenylphosphino)-1,1'-binaphthyl-ruthenium acetate, BINAP—Ru(OAc)₂,¹⁰²⁶ which reduces

¹⁰¹⁹Kaselj, M.; Gonikberg, E.M.; le Noble, W.J. *J. Org. Chem.* **1998**, *63*, 3218.

¹⁰²⁰For a review, see Sih, C.J.; Chen, C. *Angew. Chem. Int. Ed.* **1984**, *23*, 570.

¹⁰²¹See, for example, Fujisawa, T.; Hayashi, H.; Kishioka, Y. *Chem. Lett.* **1987**, 129; Nakamura, K.; Kawai, Y.; Ohno, A. *Tetrahedron Lett.* **1990**, *31*, 267; Spiliotis, V.; Papahatjis, D.; Ragoussis, N. *Tetrahedron Lett.* **1990**, *31*, 1615; Ishihara, K.; Sakai, T.; Tsuboi, S.; Utaka, M. *Tetrahedron Lett.* **1994**, *35*, 4569; Tsuboi, S.; Furutani, H.; Ansari, M.H.; Sakai, T.; Utaka, M.; Takeda, A. *J. Org. Chem.* **1993**, *58*, 486; Hayakawa, R.; Nozawa, K.; Kimura, K.; Shimizu, M. *Tetrahedron* **1999**, *55*, 7519; Kreutz, O.C.; Segura, R.C.M.; Rodrigues, J.A.R.; Moran, P.J.S. *Tetrahedron Asymmetry* **2000**, *11*, 2107; Johns, M.K.; Smallridge, A.J.; Trehwella, M.A. *Tetrahedron Lett.* **2001**, *42*, 4261; Attolini, M.; Bouguir, F.; Iacazio, F.; Peiffer, G.; Maffei, M. *Tetrahedron* **2001**, *57*, 537; Wei, Z.-L.; Li, Z.-Y.; Lin, G.-Q. *Tetrahedron Asymmetry* **2001**, *12*, 229. For reduction with designer yeast, see Chmurzyński, L. *J. Heterocyclic Chem.* **2000**, *37*, 71.

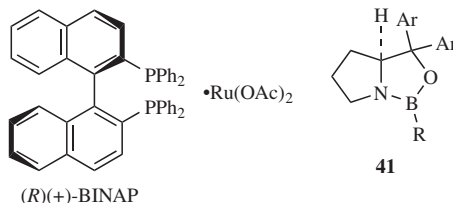
¹⁰²²See Wei, Z.-L.; Li, Z.-Y.; Lin, G.-Q. *Tetrahedron* **1998**, *54*, 13059; Guarna, A.; Occhiato, E.G.; Spinetti, L.M.; Vallecchi, M.E.; Scarpi, D. *Tetrahedron* **1995**, *51*, 1775; Medson, C.; Smallridge, A.J.; Trehwella, M.A. *Tetrahedron Asymmetry*, **1997**, *8*, 1049; Nakamura, K.; Inoue, Y.; Ohno, A. *Tetrahedron Lett.* **1995**, *36*, 265; Casy, G.; Lee, T.V.; Lovell, H. *Tetrahedron Lett.* **1992**, *33*, 817; Heiss, C.; Phillips, R.S. *J. Chem. Soc. Perkin Trans. 1* **2000**, 2821; Gotor, V.; Rebollo, F.; Liz, R. *Tetrahedron Asymmetry* **2001**, *12*, 513; Hage, A.; Petra, D.G.I.; Field, J.A.; Schipper, D.; Wijnberg, J.B.P.A.; Kamer, P.C.J.; Reek, J.N.H.; van Leeuwen, P.W.N.M.; Wever, R.; Schoemaker, H.E. *Tetrahedron Asymmetry* **2001**, *12*, 1025; Yasohara, Y.; Kizaki, N.; Hasegawa, J.; Wada, M.; Kataoka, M.; Shimizu, S. *Tetrahedron Asymmetry* **2001**, *12*, 1713; Tsujigami, T.; Sugai, T.; Ohta, H. *Tetrahedron Asymmetry* **2001**, *12*, 2543; Yadav, J.S.; Nanda, S.; Reddy, P.T.; Rao, A.B. *J. Org. Chem.* **2002**, *67*, 3900; Stampfer, W.; Kosjek, B.; Faber, K.; Kroutil, W. *J. Org. Chem.* **2003**, *68*, 402; Gröger, H.; Hummel, W.; Buchholz, S.; Drauz, K.; Nguyen, T.V.; Rollmann, C.; Hüskén, H.; Abokitse, K. *Org. Lett.* **2003**, *5*, 173; Matsuda, T.; Nakajima, Y.; Harada, T.; Nakamura, K. *Tetrahedron Asymmetry* **2002**, *13*, 971; Nakamura, K.; Yamanaka, R. *Tetrahedron Asymmetry* **2002**, *13*, 2529, and references cited therein; Carballeira, J.D.; Álvarez, E.; Campillo, M.; Pardo, L.; Sinisterra, J.V. *Tetrahedron Asymmetry* **2004**, *15*, 951; Shkmoda, K.; Kubota, N.; Hamada, H.; Kaji, M.; Hirata, T. *Tetrahedron Asymmetry* **2004**, *15*, 1677; Salvi, N.A.; Chattopadhyay, S. *Tetrahedron Asymmetry* **2004**, *15*, 3397. For enzymatic reduction of thio ketones, see Nielsen, J.K.; Madsen, J. *Tetrahedron Asymmetry* **1994**, *5*, 403.

¹⁰²³For a review, see Nakamura, K.; Yamanaka, R.; Matsuda, T.; Harada, T. *Tetrahedron Asymmetry* **2003**, *14*, 2659.

¹⁰²⁴In bmim PF₆, 1-butyl-3-methylimidazolium hexafluorophosphate: Howarth, J.; James, P.; Dai, J. *Tetrahedron Lett.* **2001**, *42*, 7517.

¹⁰²⁵See Smith, M.B. *Organic Synthesis*, 2nd ed., McGraw-Hill, NY, **2001**, pp. 343–359.

¹⁰²⁶For reviews of BINAP, see Noyori, R. *Science* **1990**, *248*, 1194; Noyori, R.; Takaya, H. *Acc. Chem. Res.* **1990**, *23*, 345. For the synthesis of BINAP, see Takaya, H.; Akutagawa, S.; Noyori, R. *Org. Synth.* **67**, 20.



β -keto esters with high enantioselectivity.¹⁰²⁷ A variety of chiral additives and/or ligands have been used with catalytic hydrogenation reactions, and many functional groups can be tolerated.¹⁰²⁸ Asymmetric catalytic hydrogenation has been done in ionic liquids.¹⁰²⁹

A second approach is reduction with $\text{BH}_3\text{--THF}$ or catecholborane,¹⁰³⁰ using an oxazaborolidine **41** ($\text{R} = \text{H}, \text{Me}, \text{or } n\text{-Bu}$; $\text{Ar} = \text{Ph}$ or β -naphthyl)¹⁰³¹ or other chiral compounds¹⁰³² as a catalyst. Both a polymer-bound oxazaborolidine¹⁰³³ and a

¹⁰²⁷Noyori, R.; Ohkuma, T.; Kitamura, M.; Takaya, H.; Sayo, N.; Kumobayashi, H.; Akutagawa, S. *J. Am. Chem. Soc.* **1987**, *109*, 5856; Taber, D.F.; Silverberg, L.J. *Tetrahedron Lett.* **1991**, *32*, 4227. See also, Kitamura, M.; Ohkuma, T.; Inoue, S.; Sayo, N.; Kumobayashi, H.; Akutagawa, S.; Ohta, T.; Takaya, H.; Noyori, R. *J. Am. Chem. Soc.* **1988**, *110*, 629.

¹⁰²⁸Alonso, D.A.; Guijarro, D.; Pinho, P.; Temme, O.; Andersson, P.G. *J. Org. Chem.* **1998**, *63*, 2749; Le Blond, C.; Wang, J.; Liu, J.; Andrews, A.T.; Sun, Y.-K. *J. Am. Chem. Soc.* **1999**, *121*, 4920; ter Halle, R.; Colasson, B.; Schulz, E.; Spagnol, M.; Lemaire, M. *Tetrahedron Lett.* **2000**, *41*, 643; ter Halle, R.; Schulz, E.; Spagnol, M.; Lemaire, M. *Synlett* **2000**, 680; Ohkuma, T.; Ishii, D.; Takeno, H.; Noyori, R. *J. Am. Chem. Soc.* **2000**, *122*, 6510; Burk, M.J.; Hems, W.; Herzberg, D.; Malan, C.; Zanotti-Gerosa, A. *Org. Lett.* **2000**, *2*, 4173; Wu, J.; Chen, H.; Zhou, Z.-Y.; Yueng, C.H.; Chan, A.S.C. *Synlett* **2001**, 1050; Madec, J.; Pfister, X.; Phansavath, P.; Ratovelomanana-Vidal, V.; Genêt, J.-P. *Tetrahedron* **2001**, *57*, 2563; Ohkuma, T.; Hattori, T.; Ooka, H.; Inoue, T.; Noyori, R. *Org. Lett.* **2004**, *6*, 2681; Xie, J.-H.; Wang, L.-X.; Fu, Y.; Zhu, S.-F.; Fan, B.-M.; Duan, H.-F.; Zhou, Q.-L. *J. Am. Chem. Soc.* **2003**, *125*, 4404; Raja, R.; Thomas, J.M.; Jones, M.D.; Johnson, B.F.G.; Vaushan, D.E.W. *J. Am. Chem. Soc.* **2003**, *125*, 14982; Lei, A.; Wu, S.; He, M.; Zhang, X. *J. Am. Chem. Soc.* **2004**, *126*, 1626; Sun, Y.; Wan, X.; Guo, M.; Wang, D.; Dong, X.; Pan, Y.; Zhang, Z. *Tetrahedron Asymmetry* **2004**, *15*, 2185. For a discussion of the mechanism, see Sandoval, C.A.; Ohkuma, T.; Muñiz, K.; Noyori, R. *J. Am. Chem. Soc.* **2003**, *125*, 13490.

¹⁰²⁹In bmim BF_4 , 1-butyl-3-methylimidazolium tetrafluoroborate: Ngo, H.L.; Hu, A.; Lin, W. *Chem. Commun.* **2003**, 1912.

¹⁰³⁰For an example using catecholborane and a chiral gallium complex, see Ford, A.; Woodward, S. *Angew. Chem. Int. Ed.* **1999**, *38*, 335.

¹⁰³¹Corey, E.J.; Bakshi, R.K. *Tetrahedron Lett.* **1990**, *31*, 611; Puigjaner, C.; Vidal-Ferran, A.; Moyano, A.; Pericàs, M.A.; Riera, A. *J. Org. Chem.* **1999**, *64*, 7902; Yadav, J.S.; Reddy, P.T.; Hashim, S.R. *Synlett* **2000**, 1049; Li, X.; Yeung, C.-h.; Chan, A.S.C.; Yang, T.-K. *Tetrahedron Asymmetry* **1999**, *10*, 759; Cho, B.T.; Chun, Y.S. *J. Chem. Soc. Perkin Trans. 1* **1999**, 2095; Santhi, V.; Rao, J.M. *Tetrahedron Asymmetry* **2000**, *11*, 3553; Jones, S.; Atherton, J.C.C. *Tetrahedron Asymmetry* **2000**, *11*, 4543; Cho, B.T.; Kim, D.J. *Tetrahedron Asymmetry* **2001**, *12*, 2043; Jiang, B.; Feng, Y.; Hang, J.-F. *Tetrahedron Asymmetry* **2001**, *12*, 2323; Gilmore, N.J.; Jones, S.; Muldowney, M.P. *Org. Lett.* **2004**, *6*, 2805; Huertas, R.E.; Corella, J.A.; Soderquist, J.A. *Tetrahedron Lett.* **2003**, *44*, 4435.

¹⁰³²See Hong, Y.; Gao, Y.; Nie, X.; Zepp, C.M. *Tetrahedron Lett.* **1994**, *35*, 6631; Quallich, G.J.; Woodall, T.M. *Tetrahedron Lett.* **1993**, *34*, 4145; Brunel, J.M.; Legrand, O.; Buono, G. *Eur. J. Org. Chem.* **2000**, 3313; Ford, A.; Woodward, S. *Synth. Commun.* **1999**, *29*, 189; Calmes, M.; Escale, F. *Synth. Commun.* **1999**, *29*, 1341; Kawanami, Y.; Murao, S.; Ohga, T.; Kobayashi, N. *Tetrahedron* **2003**, *59*, 8411; Basaviah, D.; Reddy, G.J.; Chandrashekar, V. *Tetrahedron Asymmetry* **2004**, *15*, 47; Zhang, Y.-X.; Du, D.-M.; Chen, X.; Lü, S.-F.; Hua, W.-T. *Tetrahedron Asymmetry* **2004**, *15*, 177.

¹⁰³³Price, M.D.; Sui, J.K.; Kurth, M.J.; Schore, N.E. *J. Org. Chem.* **2002**, *67*, 8086.

dendritic chiral catalyst has been used in conjunction with borane,¹⁰³⁴ as well as other chiral additives can be used.¹⁰³⁵

A third important method is the combination of LiAlH_4 or NaBH_4 with a chiral ligand, often in the presence of a transition-metal complex.¹⁰³⁶ Examples include $\text{LiBH}_4/\text{NiCl}_2$ and a chiral amino alcohol,¹⁰³⁷ NaBH_4 with chiral Lewis acid complexes,¹⁰³⁸ or $\text{NaBH}_4/\text{Me}_3\text{SiCl}$ and a chiral ligand.¹⁰³⁹ A mixture of NaBH_4 and Me_3SiCl with a catalytic amount of a chiral, polymer-bound sulfonamide leads to asymmetric reduction.¹⁰⁴⁰

Enantioselective reduction is possible with the other methods mentioned above. Reduction with silanes and transition-metal catalysts, such as ruthenium compounds, is also very effective.¹⁰⁴¹ This method gives high enantioselectivity with various types of ketone, especially α,β -unsaturated ketones. Chiral ruthenium catalysts have been used with triethylammonium formate for the enantioselective reduction.¹⁰⁴² A ruthenium catalyst with a polymer-supported chiral ligand has been used with Bu_4NBr and HCO_2Na in water.¹⁰⁴³ Chiral additives mixed with surfactants have been used with sodium formate.¹⁰⁴⁴ Enantioselective reduction was observed with PhSiH_3 and copper compounds with a chiral ligand,¹⁰⁴⁵ with a mixture of ruthenium and silver catalysts,¹⁰⁴⁶ or with $\text{Mn}(\text{dpm})_3$ and oxygen ($\text{dpm} = \text{diphenylmethylene}$).¹⁰⁴⁷ Asymmetric reduction was achieved using an

¹⁰³⁴Bolm, C.; Derrien, N.; Seger, A. *Chem. Commun.* **1999**, 2087.

¹⁰³⁵Yanagi, T.; Kikuchi, K.; Takeuchi, H.; Ishikawa, T.; Nishimura, T.; Kamijo, T. *Chem. Lett.* **1999**, 1203; Hu, J.-b.; Zhao, G.; Yang, G.-s.; Ding, Z.-d. *J. Org. Chem.* **2001**, *66*, 303; Zhou, H.; Lü, S.; Xie, R.; Chan, A.S.C.; Yang, T.-K. *Tetrahedron Lett.* **2001**, *42*, 1107; Basavaiah, D.; Reddy, G.J.; Chandrashekar, V. *Tetrahedron Asymmetry* **2001**, *12*, 685.

¹⁰³⁶For a review, see Daverio, P.; Zanda, M. *Tetrahedron Asymmetry* **2001**, *12*, 2225.

¹⁰³⁷Molvinger, K.; Lopez, M.; Court, J. *Tetrahedron Lett.* **1999**, *40*, 8375.

¹⁰³⁸Nozaki, K.; Kobori, K.; Uemura, T.; Tsutsumi, T.; Takaya, H.; Hiyama, T. *Bull. Chem. Soc. Jpn.* **1999**, *72*, 1109.

¹⁰³⁹Jiang, B.; Feng, Y.; Zheng, J. *Tetrahedron Lett.* **2000**, *41*, 10281.

¹⁰⁴⁰Zhao, G.; Hu, J.-b.; Qian, Z.-s.; Yin, X.-x. *Tetrahedron Asymmetry* **2002**, *13*, 2095.

¹⁰⁴¹Hayashi, T.; Hayashi, C.; Uozumi, Y. *Tetrahedron Asymmetry*, **1995**, *6*, 2503.

¹⁰⁴²Koike, T.; Murata, K.; Ikariya, T. *Org. Lett.* **2000**, *2*, 3833; Okano, K.; Murata, K.; Ikariya, T. *Tetrahedron Lett.* **2000**, *41*, 9277; Cossy, J.; Eustache, F.; Dalko, P.I. *Tetrahedron Lett.* **2001**, *42*, 5005; Rhyoo, H.Y.; Yoon, Y.-A.; Park, H.-J.; Chung, Y.K. *Tetrahedron Lett.* **2000**, *42*, 5045; Chen, Y.-C.; Wu, T.-F.; Deng, J.-G.; Liu, H.; Jiang, Y.-Z.; Choi, M.C.K.; Chan, A.S.C. *Chem. Commun.* **2001**, 1488; Liu, P.N.; Gu, P.M.; Wang, F.; Tu, Y.Q. *Org. Lett.* **2004**, *6*, 169; Wu, X.; Li, X.; Hems, W.; King, F.; Xiao, J. *Org. Biomol. Chem.* **2004**, *2*, 1818; Schlatter, A.; Kundu, M.K.; Woggon, W.-D. *Angew. Chem. Int. Ed.* **2004**, *43*, 6731; Hannedouche, J.; Kenny, J.A.; Walsgrove, J.; Wills, M. *Synlett* **2002**, 263.

¹⁰⁴³Liu, P.N.; Deng, J.G.; Tu, Y.Q.; Wang, S.H. *Chem. Commun.* **2004**, 2070.

¹⁰⁴⁴Rhyoo, H.Y.; Park, H.-J.; Suh, W.H.; Chung, Y.K. *Tetrahedron Lett.* **2002**, *43*, 269.

¹⁰⁴⁵Sirol, S.; Courmarcel, J.; Mostefai, N.; Riant, O. *Org. Lett.* **2001**, *3*, 4111; Lipshutz, B.H.; Lower, A.; Noson, K. *Org. Lett.* **2002**, *4*, 4045; Lipshutz, B.H.; Noson, K.; Chrisman, W.; Lower, A. *J. Am. Chem. Soc.* **2003**, *125*, 8779.

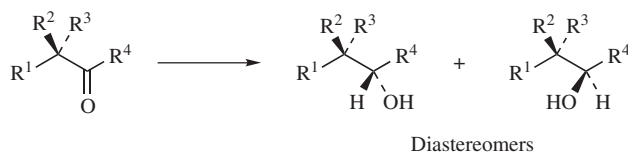
¹⁰⁴⁶Gade, L.H.; César, V.; Bellemin-Laponnaz, S. *Angew. Chem. Int. Ed.* **2004**, *43*, 1014.

¹⁰⁴⁷Cecchetto, A.; Fontana, F.; Minisci, F.; Recupero, F. *Tetrahedron Lett.* **2001**, *42*, 6651.

alkoxide or hydroxide base with a chiral rhodium,¹⁰⁴⁸ ruthenium,¹⁰⁴⁹ or iridium complex.¹⁰⁵⁰ A chiral samarium complex has been used in conjunction with Z-propanol.¹⁰⁵¹ Chiral mercapto alcohols have also been used for asymmetric reduction.¹⁰⁵²

Enantioselective reduction is not possible for aldehydes, since the products are primary alcohols in which the reduced carbon is not chiral, but deuterated aldehydes RCDO give a chiral product, and these have been reduced enantioselectively with B-(3-pinanyl)-9-borabicyclo[3.3.1]nonane (Alpine-Borane) with almost complete optical purity.¹⁰⁵³ Other chiral boranes can be used to reduce aldehydes or ketones.¹⁰⁵⁴

In the above cases, an optically active reducing agent or catalyst interacts with a prochiral substrate. Asymmetric reduction of ketones has also been achieved with an achiral reducing agent, if the ketone is complexed to an optically active transition-metal Lewis acid.¹⁰⁵⁵



There are other stereochemical aspects to the reduction of aldehydes and ketones. If there is a stereogenic center α to the carbonyl group,¹⁰⁵⁶ even an achiral reducing agent can give more of one diastereomer than of the other. Such

¹⁰⁴⁸Murata, K.; Ikariya, T.; Noyori, R. *J. Org. Chem.* **1999**, *64*, 2186.

¹⁰⁴⁹With Yb(OTf)₃ as a co-reagent, see Matsunaga, H.; Yoshioka, N.; Kunieda, T. *Tetrahedron Lett.* **2001**, *42*, 8857. With microwave irradiation, see Lutsenko, S.; Moberg, C. *Tetrahedron Asymmetry* **2001**, *12*, 2529.

¹⁰⁵⁰Maillard, D.; Nguefack, C.; Pozzi, G.; Quici, S.; Valad, B.; Sinou, D. *Tetrahedron Asymmetry* **2000**, *11*, 2881.

¹⁰⁵¹Ohno, K.; Kataoka, Y.; Mashima, K. *Org. Lett.* **2004**, *6*, 4695.

¹⁰⁵²Yang, T.-K.; Lee, D.-S. *Tetrahedron Asymmetry* **1999**, *10*, 405.

¹⁰⁵³Midland, M.M.; Greer, S.; Tramontano, A.; Zderic, S.A. *J. Am. Chem. Soc.* **1979**, *101*, 2352. See also, Noyori, R.; Tomino, I.; Tanimoto, Y. *J. Am. Chem. Soc.* **1979**, *101*, 3129; Brown, H.C.; Jadhav, P.K.; Mandal, A.K. *Tetrahedron* **1981**, *37*, 3547; Midland, M.M.; Zderic, S.A. *J. Am. Chem. Soc.* **1982**, *104*, 525.

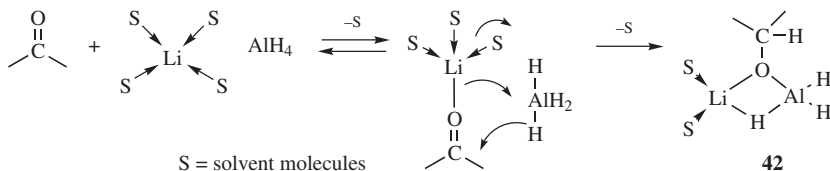
¹⁰⁵⁴Wang, Z.; Zhao, C.; Pierce, M.E.; Fortunak, J.M. *Tetrahedron Asymmetry* **1999**, *10*, 225; Ramachandran, P.V.; Pitre, S.; Brown, H.C. *J. Org. Chem.* **2002**, *67*, 5315. For a discussion of the sources of stereoselectivity, see Rogic, M.M. *J. Org. Chem.* **2000**, *65*, 6868; Xu, J.; Wei, T.; Zhang, Q. *J. Org. Chem.* **2004**, *69*, 6860.

¹⁰⁵⁵Dalton, D.M.; Gladysz, J.A. *J. Organomet. Chem.* **1989**, *370*, C17.

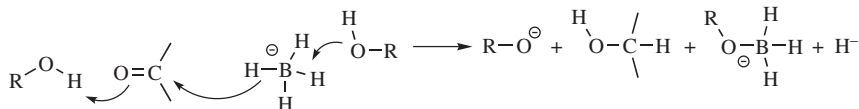
¹⁰⁵⁶In theory, the chiral center can be anywhere in the molecule, but in practice, reasonable diastereoselectivity is most often achieved when it is in the α position. For examples of high diastereoselectivity when the chiral center is further away, especially in reduction of β -hydroxy ketones, see Narasaka, K.; Pai, F. *Tetrahedron* **1984**, *40*, 2233; Hassine, B.B.; Gorsane, M.; Pecher, J.; Martin, R.H. *Bull. Soc. Chim. Belg.* **1985**, *94*, 597; Bloch, R.; Gilbert, L.; Girard, C. *Tetrahedron Lett.* **1988**, *53*, 1021; Evans, D.A.; Chapman, K.T.; Carreira, E.M. *J. Am. Chem. Soc.* **1988**, *110*, 3560.

diastereoselective reductions have been carried out with considerable success.¹⁰⁵⁷ In most such cases Cram's rule (p. 168) is followed, but exceptions are known.¹⁰⁵⁸

With most reagents there is an initial attack on the carbon of the carbonyl group by a hydride equivalent (H^-) although with BH_3 ¹⁰⁵⁹ the initial attack is on the oxygen. Detailed mechanisms are not known in most cases.¹⁰⁶⁰ With tetrahydroaluminum or borohydride compounds, the attacking species is the AlH_4^- (or BH_4^-) ion, which, in effect, transfers H^- to the carbon. The following mechanism has been proposed for LiAlH_4 :¹⁰⁶¹



Evidence that the cation plays an essential role, at least in some cases, is that when the Li^+ was effectively removed from LiAlH_4 (by the addition of a crown ether), the reaction did not take place.¹⁰⁶² The complex **42** must now be hydrolyzed to the alcohol. For NaBH_4 , the Na^+ does not seem to participate in the transition state, but kinetic evidence shows that an OR group from the solvent does participate and remains attached to the boron:¹⁰⁶³



Free H^- cannot be the attacking entity in most reductions with boron or aluminum hydrides because the reactions are frequently sensitive to the size of the MH_4^- [or MR_mH_n^- or $\text{M}(\text{OR})_m\text{H}_n^-$ etc.].

¹⁰⁵⁷For reviews, see N6gr6di, M. *Stereoselective Synthesis*, VCH, NY, **1986**, pp. 131–148; Oishi, T.; Nakata, T. *Acc. Chem. Res.* **1984**, *17*, 338.

¹⁰⁵⁸One study showed that the Cram's rule product predominates with metal hydride reducing agents, but the other product with Bouveault-Blanc and dissolving metal reductions: Yamamoto, Y.; Matsuoka, K.; Nemoto, H. *J. Am. Chem. Soc.* **1988**, *110*, 4475.

¹⁰⁵⁹For a discussion of the mechanism with boranes, see Brown, H.C.; Wang, K.K.; Chandrasekharan, J. *J. Am. Chem. Soc.* **1983**, *105*, 2340.

¹⁰⁶⁰For reviews of the stereochemistry and mechanism, see Caro, B.; Boyer, B.; Lamaty, G.; Jaouen, G. *Bull. Soc. Chim. Fr.* **1983**, II-281; Boone, J.R.; Ashby, E.C. *Top. Stereochem.* **1979**, *11*, 53; Wigfield, D.C. *Tetrahedron* **1979**, *35*, 449.

¹⁰⁶¹Ashby, E.C.; Boone, J.R. *J. Am. Chem. Soc.* **1976**, *98*, 5524.

¹⁰⁶²Pierre, J.; Handel, H. *Tetrahedron Lett.* **1974**, 2317. See also Loupy, A.; Seyden-Penne, J.; Tchoubar, B. *Tetrahedron Lett.* **1976**, 1677; Ashby, E.C.; Boone, J.R. *J. Am. Chem. Soc.* **1976**, *98*, 5524.

¹⁰⁶³Wigfield, D.C.; Gowland, F.W. *J. Org. Chem.* **1977**, *42*, 1108; *Tetrahedron Lett.* **1976**, 3373. See however Adams, C.; Gold, V.; Reuben, D.M.E. *J. Chem. Soc. Chem. Commun.* **1977**, 182; *J. Chem. Soc. Perkin Trans. 2* **1977**, 1466, 1472; Kayser, M.M.; Eliev, S.; Eisenstein, O. *Tetrahedron Lett.* **1983**, *24*, 1015.

The question of whether the initial complex in the LiAlH_4 reduction (**42**, which can be written as $\text{H}-\overset{\text{R}}{\underset{\text{R}}{\text{C}}}-\overset{\ominus}{\text{O}}\overset{\oplus}{\text{Al}}\text{H}_3 = \mathbf{43}$) can reduce another carbonyl to give $\text{H}-\overset{\text{R}}{\underset{\text{R}}{\text{C}}}-\overset{\ominus}{\text{O}}_2\overset{\oplus}{\text{Al}}\text{H}_4$ and so on has been controversial. It has been shown¹⁰⁶⁴ that this is probably not the case but that, more likely, **43** disproportionates to $(\text{H}-\overset{\text{R}}{\underset{\text{R}}{\text{C}}}-\overset{\ominus}{\text{O}})_4\overset{\oplus}{\text{Al}}$ and AlH_4^- , which is the only attacking species. Disproportionation has also been reported in the NaBH_4 reaction.¹⁰⁶⁵

Aluminate, **43**, is essentially LiAlH_4 with one of the hydrogens replaced by an alkoxy group, that is, LiAlH_3OR . The fact that **43** and other alkoxy derivatives of LiAlH_4 are less reactive than LiAlH_4 itself has led to the use of such compounds as reducing agents that are less reactive and more selective than LiAlH_4 .¹⁰⁶⁶ We have already met some of these, for example, $\text{LiAlH}(\text{O}-t\text{-Bu})_3$ (reactions **19-39-19-41**; see also, Table 19.5). As an example of chemoselectivity in this reaction it may be mentioned that $\text{LiAlH}(\text{O}-t\text{-Bu})_3$ has been used to reduce only the keto group in a molecule containing both keto and carboxylic ester groups.¹⁰⁶⁷ However, the use of such reagents is sometimes complicated by the disproportionation mentioned above, which may cause LiAlH_4 to be the active species, even if the reagent is an alkoxy derivative. Another highly selective reagent (reducing aldehydes and ketones, but not other functional groups), which does not disproportionate, is potassium triisopropoxyborohydride.¹⁰⁶⁸

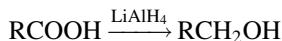
The mechanism of catalytic hydrogenation of aldehydes and ketones is probably similar to that of reaction **15-11**, although not much is known about it.¹⁰⁶⁹

For other reduction reactions of aldehydes and ketones (see **19-61, 19-76, and 19-81**).

OS **I**, 90, 304, 554; **II**, 317, 545, 598; **III**, 286; **IV**, 15, 25, 216, 660; **V**, 175, 294, 595, 692; **VI**, 215, 769, 887; **VII**, 129, 215, 241, 402, 417; **VIII**, 302, 312, 326, 527; **IX**, 58, 362, 676.

19-37 Reduction of Carboxylic Acids to Alcohols

Dihydro-de-oxo-bisubstitution



¹⁰⁶⁴Haubenstock, H.; Eliel, E.L. *J. Am. Chem. Soc.* **1962**, *84*, 2363; Malmvik, A.; Obenius, U.; Henriksson, U. *J. Chem. Soc. Perkin Trans. 2* **1986**, 1899, 1905.

¹⁰⁶⁵Malmvik, A.; Obenius, U.; Henriksson, U. *J. Org. Chem.* **1988**, *53*, 221.

¹⁰⁶⁶For reviews of reductions with alkoxyaluminum hydrides, see Málek, J. *Org. React.* **1988**, *36*, 249; **1985**, *34*, 1; Málek, J.; Černý, M. *Synthesis* **1972**, 217.

¹⁰⁶⁷Levine, S.G.; Eudy, N.H. *J. Org. Chem.* **1970**, *35*, 549; Heusler, K.; Wieland, P.; Meystre, C. *Org. Synth.* **V**, 692.

¹⁰⁶⁸Brown, C.A.; Krishnamurthy, S.; Kim, S.C. *J. Chem. Soc. Chem. Commun.* **1973**, 391.

¹⁰⁶⁹For a review of the mechanism of gas-phase hydrogenation, see Pavlenko, N.V. *Russ. Chem. Rev.* **1989**, *58*, 453.

Carboxylic acids are easily reduced to primary alcohols by LiAlH_4 .¹⁰⁷⁰ The reaction does not stop at the aldehyde stage (but see **19-40**). The conditions are particularly mild, the reduction proceeding quite well at room temperature. Other hydrides have also been used,¹⁰⁷¹ but not NaBH_4 (see Table 19.5).¹⁰⁷² Note, however, that complexation of the carboxylic acid with cyanuric chloride (2,4,6-trichlorotriazine) also smooth reduction to the alcohol.¹⁰⁷³ A combination of NaBH_4 and an arylboronic acid (p. 815) is also effective.¹⁰⁷⁴ Benzyltriethylammonium borohydride is dichloromethane also reduces carboxylic acids to the alcohol.¹⁰⁷⁵ Catalytic hydrogenation is also generally ineffective.¹⁰⁷⁶ Borane is particularly good for carboxyl groups (Table 19.4) and permits selective reduction of them in the presence of many other groups (although the reaction with double bonds takes place at about the same rate in ether solvents).¹⁰⁷⁷ Borane also reduces carboxylic acid salts.¹⁰⁷⁸ Aluminum hydride reduces COOH groups without affecting carbon-halogen bonds in the same molecule. The reduction has also been carried out with SmI_2 in basic media¹⁰⁷⁹ or aq. H_3PO_4 ,¹⁰⁸⁰ or simply with SmI_2 in water.¹⁰⁸¹ A mixture of NaBH_4 and I_2 has been used to reduced amino acids to amino alcohols.¹⁰⁸²

OS **III**, 60; **VII**, 221; 530; **VIII**, 26, 434, 528.

19-38 Reduction of Carboxylic Esters to Alcohols

Dihydro,hydroxy-de-oxo,alkoxy-tersubstitution



¹⁰⁷⁰For a review, see Gaylord, N.G. *Reduction with Complex Metal Hydrides*, Wiley, NY, **1956**, pp. 322–373.

¹⁰⁷¹For a list of reagents, with references, see Larock, R.C. *Comprehensive Organic Transformations*, 2nd ed., Wiley-VCH, NY, **1999**, pp. 1114–1116. Zinc borohydride has also been used; see Narashimhan, S.; Madhavan, S.; Prasad, K.G. *J. Org. Chem.* **1995**, *60*, 5314.

¹⁰⁷² NaBH_4 in the presence of $\text{Me}_2\text{N}=\text{CHCl}^+ \text{Cl}^-$ reduces carboxylic acids to primary alcohols chemoselectively in the presence of halide, ester, and nitrile groups: Fujisawa, T.; Mori, T.; Sato, T. *Chem. Lett.* **1983**, 835.

¹⁰⁷³Falorni, M.; Porcheddu, A.; Taddei, M. *Tetrahedron Lett.* **1999**, *40*, 4395.

¹⁰⁷⁴Tale, R.H.; Patil, K.M.; Dapurkar, S.E. *Tetrahedron Lett.* **2003**, *44*, 3427.

¹⁰⁷⁵Narashimhan, S.; Swarnalakshmi, S.; Balakumar, R. *Synth. Commun.* **2000**, *30*, 941.

¹⁰⁷⁶See Rylander, P.N. *Hydrogenation Methods*, Academic Press, NY, **1985**, pp. 78–79.

¹⁰⁷⁷Brown, H.C.; Korytnyk, W. *J. Am. Chem. Soc.* **1960**, *82*, 3866; Batrakov, S.G.; Bergel'son, L.D. *Bull. Acad. Sci. USSR Div. Chem. Sci.* **1965**, 348; Pelter, A.; Hutchings, M.G.; Levitt, T.E.; Smith, K. *Chem. Commun.* **1970**, 347; Brown, H.C.; Stocky, T.P. *J. Am. Chem. Soc.* **1977**, *99*, 8218; Chen, M.H.; Kiesten, E.I.S.; Magano, J.; Rodriguez, D.; Sexton, K.E.; Zhang, J.; Lee, H.T. *Org. Prep. Proceed. Int.* **2002**, *34*, 665.

¹⁰⁷⁸Yoon, N.M.; Cho, B.T. *Tetrahedron Lett.* **1982**, *23*, 2475.

¹⁰⁷⁹Kamochi, Y.; Kudo, T. *Bull. Chem. Soc. Jpn.* **1992**, *65*, 3049.

¹⁰⁸⁰Kamochi, Y.; Kudo, T. *Tetrahedron* **1992**, *48*, 4301.

¹⁰⁸¹Kamochi, Y.; Kudo, T. *Chem. Lett.* **1993**, 1495.

¹⁰⁸²McKennon, M.J.; Meyers, A.I.; Drauz, K.; Schwarm, M. *J. Org. Chem.* **1993**, *58*, 3568.

Lithium aluminum hydride reduces carboxylic esters to give 2 equivalents of alcohol.¹⁰⁸³ The reaction is of wide scope and has been used to reduce many esters. Where the interest is in obtaining R'OH, this is a method that is often a working equivalent of "hydrolyzing" esters. Lactones yield diols. Among the reagents that give the same products¹⁰⁸⁴ are DIBALH, lithium triethylborohydride, LiAlH(Ot-Bu)₃,¹⁰⁸⁵ and BH₃–SMe₂ in refluxing THF.¹⁰⁸⁶ Although NaBH₄ reduces phenolic esters, especially those containing electron-withdrawing groups,¹⁰⁸⁷ its reaction with other esters is usually so slow that it is not the reagent of choice (exceptions are known¹⁰⁸⁸), and it is generally possible to reduce an aldehyde or ketone without reducing an ester function in the same molecule. Note that NaBH₄ in DMF–MeOH reduces aryl carboxylic esters to benzylic alcohols,¹⁰⁸⁹ and NaBH₄–LiCl with microwave irradiation also reduces esters to primary alcohols.¹⁰⁹⁰ However, NaBH₄ reduces esters in the presence of certain compounds (see Table 19.5).¹⁰⁹¹ Carboxylic esters can also be reduced to alcohols by hydrogenation over copper chromite catalysts,¹⁰⁹² although high pressures and temperatures are required. Ester functions generally survive low-pressure catalytic hydrogenations. Before the discovery of LiAlH₄, the most common way of carrying out the reaction was with sodium in ethanol, a method known as the *Bouveault–Blanc procedure*. This procedure is still sometimes used where selectivity is necessary (see also, **19-62**, **19-65**, and **19-59**).

Silanes, such as Ph₂SiH₂, with a catalytic amount of triphenylphosphine and a rhodium catalyst reduced esters to primary alcohols.¹⁰⁹³ Aliphatic silanes such as EtMe₂SiH, also reduced esters with a ruthenium catalyst.¹⁰⁹⁴

OS II, 154, 325, 372, 468; III, 671; IV, 834; VI, 781; VII, 356; VIII, 155; IX, 251.

¹⁰⁸³For a review, see Gaylord, N.G. *Reduction with Complex Metal Hydrides*, Wiley, NY, **1956**, pp. 391–531.

¹⁰⁸⁴For a list of reagents, with references, see Larock, R.C. *Comprehensive Organic Transformations*, 2nd ed., Wiley-VCH, NY, **1999**, pp. 1116–1120.

¹⁰⁸⁵Ayers, T.A. *Tetrahedron Lett.* **1999**, *40*, 5467.

¹⁰⁸⁶Brown, H.C.; Choi, Y.M. *Synthesis* **1981**, 439; Brown, H.C.; Choi, Y.M.; Narasimhan, S. *J. Org. Chem.* **1982**, *47*, 3153.

¹⁰⁸⁷Takahashi, S.; Cohen, L.A. *J. Org. Chem.* **1970**, *35*, 1505.

¹⁰⁸⁸For example, see Brown, M.S.; Rapoport, H. *J. Org. Chem.* **1963**, *28*, 3261; Bianco, A.; Passacantilli, P.; Righi, G. *Synth. Commun.* **1988**, *18*, 1765; Boechat, N.; da Costa, J.C.S.; Mendonça, J.de S.; de Oliveira, P.S.M.; DeSouza, M.V.N. *Tetrahedron Lett.* **2004**, *45*, 6021.

¹⁰⁸⁹Zanka, A.; Ohmori, H.; Okamoto, T. *Synlett* **1999**, 1636.

¹⁰⁹⁰Feng, J.-C.; Liu, B.; Dai, L.; Yang, X.-L.; Tu, S.-J. *Synth. Commun.* **2001**, *31*, 1875.

¹⁰⁹¹See also Kikugawa, Y. *Chem. Lett.* **1975**, 1029; Santaniello, E.; Ferraboschi, P.; Sozzani, P. *J. Org. Chem.* **1981**, *46*, 4584; Brown, H.C.; Narasimhan, S.; Choi, Y.M. *J. Org. Chem.* **1982**, *47*, 4702; Soai, K.; Oyamada, H.; Takase, M.; Ookawa, A. *Bull. Chem. Soc. Jpn.* **1984**, *57*, 1948; Guida, W.C.; Entreen, E.E.; Guida, W.C. *J. Org. Chem.* **1984**, *49*, 3024.

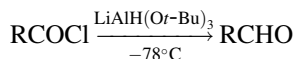
¹⁰⁹²For a review, see Adkins, H. *Org. React.* **1954**, *8*, 1.

¹⁰⁹³Ohta, T.; Kamiya, M.; Kusui, K.; Michibata, T.; Nobutomo, M.; Furukawa, I. *Tetrahedron Lett.* **1999**, *40*, 6963.

¹⁰⁹⁴Matsubara, K.; Iura, T.; Maki, T.; Nagashima, H. *J. Org. Chem.* **2002**, *67*, 4985.

19-39 Reduction of Acyl Halides

Hydro-de-halogenation or Dehalogenation



Acyl halides can be reduced to aldehydes¹⁰⁹⁵ by treatment with lithium *tert*-butoxyaluminum hydride in diglyme at -78°C .¹⁰⁹⁶ The R group may be alkyl or aryl and may contain many types of substituents, including NO_2 , CN, and EtOOC groups. The reaction stops at the aldehyde stage because steric hindrance prevents further reduction under these conditions. Acyl halides can also be reduced to aldehydes by hydrogenolysis with palladium-on-barium sulfate as catalyst. This is called the *Rosenmund reduction*.¹⁰⁹⁷ A more convenient hydrogenolysis procedure involves palladium-on-charcoal as the catalyst, with ethyldiisopropylamine as acceptor of the liberated HCl and acetone as the solvent.¹⁰⁹⁸ The reduction of acyl halides to aldehydes has also been carried out¹⁰⁹⁹ with Bu_3SnH ,¹¹⁰⁰ with the InCl_3 -catalyzed reaction with Bu_3SnH ,¹¹⁰¹ with NaBH_4 in a mixture of DMF and THF,¹¹⁰² and with formic acid/ NH_4OH .¹¹⁰³ In some of these cases, the mechanisms are free-radical. There are several indirect methods for the conversion of acyl halides to aldehydes, most of them involving prior conversion of the halides to certain types of amides (see **19-41**). There is also a method in which the COOH group is replaced by a completely different CHO group (**16-87**).

OS III, 551, 627; VI, 529, 1007. Also see, OS III, 818; VI, 312.

¹⁰⁹⁵For a review of the formation of aldehydes from acid derivatives, see Fuson, R.C., in Patai, S. *The Chemistry of the Carbonyl Group*, Vol. 1, Wiley, NY, **1966**, pp. 211–232. For a review of the reduction of acyl halides, see Wheeler, O.H., in Patai, S. *The Chemistry of Acyl Halides*, Wiley, NY, **1972**, pp. 231–251.

¹⁰⁹⁶Cha, J.S.; Brown, H.C. *J. Org. Chem.* **1993**, *58*, 4732, and references cited therein.

¹⁰⁹⁷For a review, see Rylander, P.N. *Catalytic Hydrogenation Over Platinum Metals*, Academic Press, NY, **1967**, pp. 398–404. For a discussion of the Pt catalyst, see Maier, W.F.; Chettle, S.J.; Rai, R.S.; Thomas, G. *J. Am. Chem. Soc.* **1986**, *108*, 2608.

¹⁰⁹⁸Peters, J.A.; van Bekkum, H. *Recl. Trav. Chim. Pays-Bas* **1971**, *90*, 1323; **1981**, *100*, 21. See also, Burgstahler, A.W.; Weigel, L.O.; Shaefer, C.G. *Synthesis* **1976**, 767.

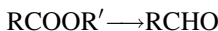
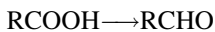
¹⁰⁹⁹For some other methods, see Wagenknecht, J.H. *J. Org. Chem.* **1972**, *37*, 1513; Smith, D.G.; Smith, D.J.H. *J. Chem. Soc. Chem. Commun.* **1975**, 459; Leblanc, J.C.; Moise, C.; Tirouflet, J. *J. Organomet. Chem.* **1985**, *292*, 225; Corriu, R.J.P.; Lanneau, G.F.; Perrot, M. *Tetrahedron Lett.* **1988**, *29*, 1271. For a list of reagents, with references, see Larock, R.C. *Comprehensive Organic Transformations*, 2nd ed., Wiley-VCH, NY, **1999**, pp. 1265–1266.

¹¹⁰⁰Kuivila, H.G. *J. Org. Chem.* **1960**, *25*, 284; Walsh, Jr., E.J.; Stoneberg, R.L.; Yorke, M.; Kuivila, H.G. *J. Org. Chem.* **1969**, *34*, 1156; Four, P.; Guibe, F. *J. Org. Chem.* **1981**, *46*, 4439; Luszyk, J.; Luszyk, E.; Maillard, B.; Ingold, K.U. *J. Am. Chem. Soc.* **1984**, *106*, 2923.

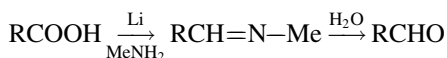
¹¹⁰¹Inoue, K.; Yasuda, M.; Shibata, I.; Baba, A. *Tetrahedron Lett.* **2000**, *41*, 113.

¹¹⁰²Babler, J.H. *Synth. Commun.* **1982**, *12*, 839. For the use of NaBH_4 and metal ions, see Entwistle, I.D.; Boehm, P.; Johnstone, R.A.W.; Telford, R.P. *J. Chem. Soc. Perkin Trans. 1* **1980**, 27.

¹¹⁰³Shamsuddin, K.M.; Zubairi, Md.O.; Musharraf, M.A. *Tetrahedron Lett.* **1998**, *39*, 8153.

19-40 Reduction of Carboxylic Acids, Esters, and Anhydrides to Aldehydes¹¹⁰⁴**Hydro-de-hydroxylation or Dehydroxylation** (overall transformation)

With most reducing agents, reduction of carboxylic acids generally gives the primary alcohol (**19-37**) and the isolation of aldehydes is not feasible. However, simple straight-chain carboxylic acids have been reduced to aldehydes¹¹⁰⁵ by treatment with Li in MeNH₂ or NH₃ followed by hydrolysis of the resulting imine,¹¹⁰⁶ with



with hexylchloro(or bromo)borane-Me₂S¹¹⁰⁷ (see **15-16** for the hexyl group), Me₂N=CHCl⁺ Cl⁻ in pyridine,¹¹⁰⁸ and with diaminoaluminum hydrides.¹¹⁰⁹ Benzoic acid derivatives were reduced to benzaldehyde derivatives with NaH₂PO₂ and a diacylperoxide and a palladium catalyst.¹¹¹⁰ Caproic and isovaleric acids have been reduced to aldehydes in 50% yields or better with DIBALH (*i*-Bu₂AlH) at -75 to -70°C.¹¹¹¹ Carboxylic acids can be reduced directly on Claycop-H₂O₂ using microwave irradiation.¹¹¹²

Carboxylic esters have been reduced to aldehydes with DIBALH at -70°C, with diaminoaluminum hydrides,¹¹¹³ with LiAlH₄-Et₂NH,¹¹¹⁴ and for phenolic esters with LiAlH(O-*t*-Bu)₃ at 0°C.¹¹¹⁵ Aldehydes have also been prepared by reducing ethyl thiol esters (RCOSET) with Et₃SiH and a Pd-C catalyst.¹¹¹⁶ Pretreatment of

¹¹⁰⁴For a review, see Cha, J.S. *Org. Prep. Proceed. Int.* **1989**, 21, 451.

¹¹⁰⁵For other reagents, see Lanneau, G.F.; Perrot, M. *Tetrahedron Lett.* **1987**, 28, 3941; Cha, J.S.; Kim, J.E.; Yoon, M.S.; Kim, Y.S. *Tetrahedron Lett.* **1987**, 28, 6231. See also, the lists, in Larock, R.C. *Comprehensive Organic Transformations*, 2nd ed., Wiley-VCH, NY, **1999**, pp. 1265-1268.

¹¹⁰⁶Bedenbaugh, A.O.; Bedenbaugh, J.H.; Bergin, W.A.; Adkins, J.D. *J. Am. Chem. Soc.* **1970**, 92, 5774.

¹¹⁰⁷Chloro - see Brown, H.C.; Cha, J.S.; Yoon, N.M.; Nazer, B. *J. Org. Chem.* **1987**, 52, 5400; Bromo, see Cha, J.S.; Kim, J.E.; Lee, K.W. *J. Org. Chem.* **1987**, 52, 5030.

¹¹⁰⁸Fujisawa, T.; Mori, T.; Tsuge, S.; Sato, T. *Tetrahedron Lett.* **1983**, 24, 1543.

¹¹⁰⁹Muraki, M.; Mukaiyama, T. *Chem. Lett.* **1974**, 1447; **1975**, 215; Cha, J.S.; Kim, J.M.; Jeoung, M.K.; Kwon, O.O.; Kim, E.J. *Org. Prep. Proceed. Int.* **1995**, 27, 95.

¹¹¹⁰Gooßen, L.J.; Ghosh, K. *Chem. Commun.* **2002**, 836.

¹¹¹¹Zakharkin, L.I.; Sorokina, L.P. *J. Gen. Chem. USSR* **1967**, 37, 525.

¹¹¹²Varma, R.S.; Dahiya, R. *Tetrahedron Lett.* **1998**, 39, 1307.

¹¹¹³Muraki, M.; Mukaiyama, T. *Chem. Lett.* **1974**, 1447; **1975**, 215; Cha, J.S.; Kim, J.M.; Jeoung, M.K.; Kwon, O.O.; Kim, E.J. *Org. Prep. Proceed. Int.* **1995**, 27, 95.

¹¹¹⁴Cha, J.S.; Kwon, S.S. *J. Org. Chem.* **1987**, 52, 5486.

¹¹¹⁵Zakharkin, L.I.; Khorlina, I.M. *Tetrahedron Lett.* **1962**, 619, *Bull. Acad. Sci. USSR Div. Chem. Sci.* **1963**, 288; **1964**, 435; Zakharkin, L.I.; Gavrilenko, V.V.; Maslin, D.N.; Khorlina, I.M. *Tetrahedron Lett.* **1963**, 2087; Zakharkin, L.I.; Gavrilenko, V.V.; Maslin, D.N. *Bull. Acad. Sci. USSR Div. Chem. Sci.* **1964**, 867; Weissman, P.M.; Brown, H.C. *J. Org. Chem.* **1966**, 31, 283.

¹¹¹⁶Fukuyama, T.; Lin, S.; Li, L. *J. Am. Chem. Soc.* **1990**, 112, 7050.

the acid with Me_3SiCl followed by reduction with DIBALH also gives the aldehyde.¹¹¹⁷ Thioesters have been reduced to the aldehyde with lithium metal in THF at -78°C , followed by quenching with methanol.¹¹¹⁸

Anhydrides, both aliphatic and aromatic, as well as mixed anhydrides of carboxylic and carbonic acids, have been reduced to aldehydes in moderate yields with disodium tetracarbonylferrate, $\text{Na}_2\text{Fe}(\text{CO})_4$.¹¹¹⁹ Heating a carboxylic acid, presumably to form the anhydride, and then reaction with Na/EtOH leads to the aldehyde.¹¹²⁰

Acid chlorides are reduced to aldehydes with Bu_3SnH and a nickel catalyst.¹¹²¹

Also see, **19-62** and **19-38**.

OS VI, 312; VIII, 241, 498.

19-41 Reduction of Amides to Aldehydes

Hydro-de-dialkylamino-substitution



N,N-Disubstituted amides can be reduced to amines with LiAlH_4 (see **19-64**), but also to aldehydes.¹¹²² Keeping the amide in excess gives the aldehyde rather than the amine. Sometimes it is not possible to prevent further reduction and primary alcohols are obtained instead. Other reagents¹¹²³ that give good yields of aldehydes are DIBALH,¹¹²⁴ $\text{LiAlH}(\text{O}-t\text{-Bu})_3$, diaminoaluminum hydrides,¹¹²⁵ disiamylborane (see **15-16** for the disiamyl group),¹¹²⁶ and $\text{Cp}_2\text{Zr}(\text{H})\text{Cl}$.¹¹²⁷

Aldehydes have been prepared from carboxylic acids or acyl halides by first converting them to certain types of amides that are easily reducible. There are several examples:¹¹²⁸

¹¹¹⁷Chandrasekhar, S.; Kumar, M.S.; Muralidhar, B. *Tetrahedron Lett.* **1998**, 39, 909.

¹¹¹⁸Penn, J.H.; Owens, W.H. *Tetrahedron Lett.* **1992**, 33, 3737.

¹¹¹⁹Watanabe, Y.; Yamashita, M.; Mitsudo, T.; Igami, M.; Takegami, Y. *Bull. Chem. Soc. Jpn.* **1975**, 48, 2490; Watanabe, Y.; Yamashita, M.; Mitsudo, T.; Igami, M.; Tomi, K.; Takegami, Y. *Tetrahedron Lett.* **1975**, 1063.

¹¹²⁰Shi, Z.; Gu, H. *Synth. Commun.* **1997**, 27, 2701.

¹¹²¹Malanga, C.; Mannucci, S.; Lardicci, L. *Tetrahedron Lett.* **1997**, 38, 8093.

¹¹²²For a review, see Fuson, R.C., in Patai, S. *The Chemistry of the Carbonyl Group*, Vol. 1, Wiley, NY, **1966**, pp. 220–225.

¹¹²³For a list of reagents, with references, see Larock, R.C. *Comprehensive Organic Transformations*, 2nd ed., Wiley-VCH, NY, **1999**, pp.1269–1271.

¹¹²⁴Zakharkin, L.I.; Khorlina, I.M. *Bull. Acad. Sci. USSR Div. Chem. Sci.* **1959**, 2046.

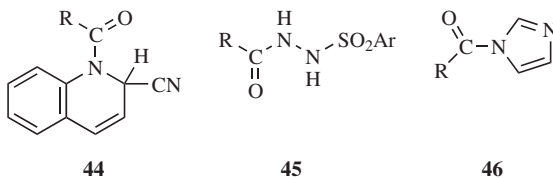
¹¹²⁵Muraki, M.; Mukaiyama, T. *Chem. Lett.* **1975**, 875.

¹¹²⁶Godjoian, G.; Singaram, B. *Tetrahedron Lett.* **1997**, 38, 1717.

¹¹²⁷White, J.M.; Tunoori, A.R.; Georg, G.I. *J. Am. Chem. Soc.* **2000**, 122, 11995.

¹¹²⁸For other examples, see Doleschall, G. *Tetrahedron* **1976**, 32, 2549; Atta-ur-Rahman; Basha, A. *J. Chem. Soc. Chem. Commun.* **1976**, 594; Izawa, T.; Mukaiyama, T. *Bull. Chem. Soc. Jpn.* **1979**, 52, 555; Craig, J.C.; Ekwurieb, N.N.; Fu, C.C.; Walker, K.A.M. *Synthesis* **1981**, 303.

1. *Reissert Compounds.*¹¹²⁹ Compounds such as **44** are prepared from the acyl halide by treatment with quinoline and cyanide ion. Treatment of **44** with sulfuric acid gives the corresponding aldehyde.



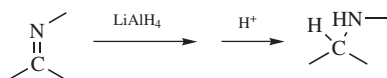
2. *Acyl Sulfonylhydrazides.* Compounds such as **45** are cleaved with base to give aldehydes. This is known as the *McFadyen–Stevens reduction* and is applicable only to aromatic aldehydes or aliphatic aldehydes with no α -hydrogen.¹¹³⁰ RCON=NH (see **19-67**) has been proposed as an intermediate in this reaction.¹¹³¹
3. *Imidazoles.* Compounds **46**¹¹³² can be reduced to aldehydes with LiAlH₄.
4. *See Also the Sonn–Müller Method. (19-44).*

OS VIII, 68. See OS IV, 641, VI, 115 for the preparation of Reissert compounds.

B. Attack at Non-Carbonyl Multiple-Bonded Heteroatoms

19-42 Reduction of the Carbon–Nitrogen Double Bond

C,N-Dihydro-addition



Imines and Schiff bases,¹¹³³ hydrazones,¹¹³⁴ and other C=N compounds can be reduced with LiAlH₄, NaBH₄,¹¹³⁵ Na–EtOH, hydrogen and a catalyst, as well as

¹¹²⁹For reviews of Reissert compounds, see Popp, F.D.; Uff, B.C. *Heterocycles* **1985**, *23*, 731; Popp, F.D. *Bull. Soc. Chim. Belg.* **1981**, *90*, 609; *Adv. Heterocycl. Chem.* **1979**, *24*, 187; **1968**, *9*, 1. See Bridge, A.W.; Hursthouse, M.B.; Lehmann, C.W.; Lythgoe, D.J.; Newton, C.G. *J. Chem. Soc. Perkin Trans. 1* **1993**, 1839 for isoquinoline Reissert salts.

¹¹³⁰Babad, H.; Herbert, W.; Stiles, A.W. *Tetrahedron Lett.* **1966**, 2927; Dudman, C.C.; Grice, P.; Reese, C.B. *Tetrahedron Lett.* **1980**, *21*, 4645.

¹¹³¹For discussions, see Cacchi, S.; Paolucci, G. *Gazz. Chem. Ital.* **1974**, *104*, 221; Matin, S.B.; Craig, J.C.; Chan, R.P.K. *J. Org. Chem.* **1974**, *39*, 2285.

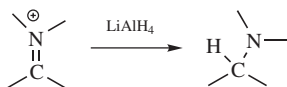
¹¹³²For a review, see Staab, H.A.; Rohr, W. *Newer Methods Prep. Org. Chem.* **1968**, *5*, 61.

¹¹³³See Ranu, B.C.; Sarkar, A.; Majee, A. *J. Org. Chem.* **1997**, *62*, 1841; Verdaguer, X.; Lange, U.E.W.; Buchwald, S.L. *Angew. Chem. Int. Ed.* **1998**, *37*, 1103; Amin, Sk.R.; Crowe, W.E. *Tetrahedron Lett.* **1997**, *38*, 7487; Vetter, A.H.; Berkessel, A. *Synthesis* **1995**, 419.

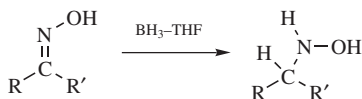
¹¹³⁴For an enantioselective reduction of hydrazone derivatives, see Burk, M.J.; Feaster, J.E. *J. Am. Chem. Soc.* **1992**, *114*, 6266.

¹¹³⁵Bhattacharyya, S.; Neidigh, K.A.; Avery, M.A.; Williamson, J.S. *Synlett* **1999**, 1781.

with other reducing agents.¹¹³⁶ A mixture of Sm/I₂¹¹³⁷ or In/NH₄Cl¹¹³⁸ reduces imines. Reduction with Bu₂SnClH in HMPA has been shown to be chemoselective for imines.¹¹³⁹ Iminium salts are also reduced by LiAlH₄, although here there is no “addition” to the nitrogen:¹¹⁴⁰ Silanes¹¹⁴¹ with a triarylborane catalyst reduces *N*-sulfonyl imines¹¹⁴² as does TiI₄.¹¹⁴³ Imines are reduced with Cl₃SiH and pyrrolidine carboxaldehyde,¹¹⁴⁴ Samarium bromide in HMPA,¹¹⁴⁵ *Z*-propanol with a ruthenium catalyst,¹¹⁴⁶ and with triethylammonium formate with microwave irradiation.¹¹⁴⁷ Oximes are reduced with hydrogen gas as a catalytic amount of 48% HBr.¹¹⁴⁸



Oximes are generally reduced to amines (19-48),¹¹⁴⁹ but simple reduction to give hydroxylamines can be accomplished with borane¹¹⁵⁰ or sodium cyanoborohydride.¹¹⁵¹ Oxime *O*-ethers are reduced with Bu₃SnH and BF₃•OEt₂.¹¹⁵² Diazo compounds (ArN=NAr) are reductively cleaved to aniline derivatives with Zn and ammonium formate in methanol.¹¹⁵³



¹¹³⁶For a review, see Harada, K., in Patai, S. *The Chemistry of the Carbon–Nitrogen Double Bond*, Wiley, NY, **1970**, pp. 276–293. For a review with respect to catalytic hydrogenation, see Rylander, P.N. *Catalytic Hydrogenation over Platinum Metals*, Academic Press, NY, **1967**, pp. 123–138.

¹¹³⁷Banik, B.K.; Zegrocka, O.; Banik, I.; Hackfeld, L.; Becker, F.F. *Tetrahedron Lett.* **1999**, *40*, 6731.

¹¹³⁸Banik, B.K.; Hackfeld, L.; Becker, F.F. *Synth. Commun.* **2001**, *31*, 1581.

¹¹³⁹Shibata, I.; Moriuchi-Kawakami, T.; Tanizawa, D.; Suwa, T.; Sugiyama, E.; Matsuda, H.; Baba, A. *J. Org. Chem.* **1998**, *63*, 383.

¹¹⁴⁰For a review of nucleophilic addition to iminium salts, see Paukstelis, J.V.; Cook, A.G. in Cook, A.G. *Enamines*, 2nd ed., Marcel Dekker, NY, **1988**, pp. 275–356.

¹¹⁴¹For a discussion of noncovalent interactions in the reduction of imines, see Malkov, A.V.; Mariani, A.; MacDougall, K.N.; Koč ovský, P. *Org. Lett.* **2004**, *6*, 2253.

¹¹⁴²Blackwell, J.M.; Sonmor, E.R.; Scoccitti, T.; Piers, W.E. *Org. Lett.* **2000**, *2*, 3921.

¹¹⁴³Shimizu, M.; Sahara, T.; Hayakawa, R. *Chem. Lett.* **2001**, 792.

¹¹⁴⁴Iwasaki, F.; Onomura, O.; Mishima, K.; Kanematsu, T.; Maki, T.; Matsumura, Y. *Tetrahedron Lett.* **2001**, *42*, 2525.

¹¹⁴⁵Knettle, B.W.; Flowers II, R.A. *Org. Lett.* **2001**, *3*, 2321.

¹¹⁴⁶Samec, J.S.M.; Bäckvall, J.-E. *Chem. Eur. J.* **2002**, *8*, 2955.

¹¹⁴⁷Moghaddam, F.M.; Khakshoor, O.; Ghaffarzadeh, M. *J. Chem. Res. (S)* **2001**, 525.

¹¹⁴⁸Davies, I.W.; Taylor, M.; Marcoux, J.-F.; Matty, L.; Wu, J.; Hughes, D.; Reider, P.J. *Tetrahedron Lett.* **2000**, *41*, 8021.

¹¹⁴⁹For examples, see Bolm, C.; Felder, M. *Synlett* **1994**, 655; Williams, D.R.; Osterhout, M.H.; Reddy, J.P. *Tetrahedron Lett.* **1993**, *34*, 3271.

¹¹⁵⁰Feuer, H.; Vincent Jr., B.F.; Bartlett, R.S. *J. Org. Chem.* **1965**, *30*, 2877; Kawase, M.; Kikugawa, Y. *J. Chem. Soc. Perkin Trans. 1* **1979**, 643.

¹¹⁵¹For reviews of NaBH₃CN, see Hutchins, R.O.; Natale, N.R. *Org. Prep. Proced. Int.* **1979**, *11*, 201; Lane, C.F. *Synthesis* **1975**, 135.

¹¹⁵²Ueda, M.; Miyabe, H.; Namba, M.; Nakabayashi, T.; Naito, T. *Tetrahedron Lett.* **2002**, *43*, 4369.

¹¹⁵³Gowda, S.; Abiraj, K.; Gowda, D.C. *Tetrahedron Lett.* **2002**, *43*, 1329.

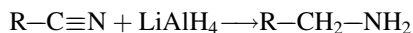
Reduction of imines has been carried out enantioselectively.¹¹⁵⁴ Catalytic hydrogenation with a chiral iridium¹¹⁵⁵ or palladium¹¹⁵⁶ catalyst has been used. Catalytic hydrogenation of iminium salts with a chiral ruthenium catalyst gives the amine.¹¹⁵⁷ In a related reaction, enamines were reduced by hydrogenation over a chiral rhodium catalyst.¹¹⁵⁸ An ammonium formate with a chiral ruthenium complex was used with imines.¹¹⁵⁹ Hydrogenation of oximes with Pd/C and a nickel complex gives the imine, and in the presence of a lipase and ethyl acetate the final product was an acetamide, formed with high enantioselectivity.¹¹⁶⁰ Conjugated *N*-sulfonyl imines are reduced to the conjugated sulfonamide with good enantioselectivity using a chiral rhodium catalyst in the presence of LiF and PhSnMe₃.¹¹⁶¹ Phosphinyl imines, R₂C=N–P(=O)Ar₂, are reduced with high enantioselectivity using a chiral copper catalyst.¹¹⁶² Silanes, such as PhSiH₃, can be used for the reduction of imines, and in the presence of a chiral titanium catalyst the resulting amine was formed with excellent enantioselectivity.¹¹⁶³

Isocyanates have been catalytically hydrogenated to *N*-substituted formamides: RNCO → R–NH–CHO.¹¹⁶⁴ Isothiocyanates were reduced to thioformamides with SmI₂ in HMPA/*t*-BuOH.¹¹⁶⁵

OS III, 328, 827; VI, 905; VIII, 110, 568. Also see, OS IV, 283.

19-43 The Reduction of Nitriles to Amines

CC,NN-Tetrahydro-biaddition



Nitriles can be reduced to primary amines with many reducing agents,¹¹⁶⁶ including LiAlH₄, and H₃B•SMe₂.¹¹⁶⁷ The reagent NaBH₄ does not generally

¹¹⁵⁴See Denmark, S.E.; Nakajima, N.; Nicaise, O. J.-C. *J. Am. Chem. Soc.* **1994**, *116*, 8797; Fuller, J.C.; Belisle, C.M.; Goralski, C.T.; Singaram, B. *Tetrahedron Lett.* **1994**, *35*, 5389; Willoughby, C.A.; Buchwald, S.L. *J. Org. Chem.* **1993**, *58*, 7627; *J. Am. Chem. Soc.* **1992**, *114*, 7562; Kawate, T.; Nakagawa, M.; Kakikawa, T.; Hino, T. *Tetrahedron Asymmetry* **1992**, *3*, 227. For a review of asymmetric reductions involving the C=N unit, see Zhu, Q.-C.; Hutchins, R.O. *Org. Prep. Proceed. Int.* **1994**, *26*, 193.

¹¹⁵⁵Kainz, S.; Brinkmann, A.; Leitner, W.; Pfaltz, A. *J. Am. Chem. Soc.* **1999**, *121*, 6421; Xiao, D.; Zhang, X. *Angew. Chem. Int. Ed.* **2001**, *40*, 3425; Trifonova, A.; Diesen, J.S.; Chapman, C.J.; Andersson, P.G. *Org. Lett.* **2004**, *6*, 3825.

¹¹⁵⁶Abe, H.; Amii, H.; Uneyama, K. *Org. Lett.* **2001**, *3*, 313.

¹¹⁵⁷Magee, M.P.; Norton, J.R. *J. Am. Chem. Soc.* **2001**, *123*, 1778.

¹¹⁵⁸Tararov, V.I.; Kadyrov, R.; Riermeier, T.H.; Holz, J.; Börner, A. *Tetrahedron Lett.* **2000**, *41*, 2351.

¹¹⁵⁹Mao, J.; Baker, D.C. *Org. Lett.* **1999**, *1*, 841.

¹¹⁶⁰Choi, Y.K.; Kim, M.J.; Ahn, Y.; Kim, M.-J. *Org. Lett.* **2001**, *3*, 4099.

¹¹⁶¹Hayashi, T.; Ishigedani, M. *Tetrahedron* **2001**, *57*, 2589.

¹¹⁶²Lipshutz, B.H.; Shimizu, H. *Angew. Chem. Int. Ed.* **2004**, *43*, 2228.

¹¹⁶³Hansen, M.C.; Buchwald, S.L. *Org. Lett.* **2000**, *2*, 713.

¹¹⁶⁴Howell, H.G. *Synth. Commun.* **1983**, *13*, 635.

¹¹⁶⁵Park, H.S.; Lee, I.S.; Kim, Y.H. *Chem. Commun.* **1996**, 1805.

¹¹⁶⁶For a review, see Rabinovitz, M., in Rappoport, Z. *The Chemistry of the Cyano Group*, Wiley, NY, **1970**, pp. 307–340. For a list of reagents, with references, see Larock, R.C. *Comprehensive Organic Transformations*, 2nd ed., Wiley-VCH, NY, **1999**, pp. 875–878.

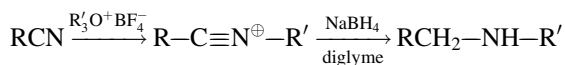
¹¹⁶⁷See Brown, H.C.; Choi, Y.M.; Narasimhan, S. *Synthesis* **1981**, 605.

reduce nitriles except in alcoholic solvents with a catalyst, such as CoCl_2 ,¹¹⁶⁸ NiCl_2 ,¹¹⁶⁹ or Raney nickel.¹¹⁷⁰ A mixture of $\text{NaBH}_4/\text{NiCl}_2$ in acetic anhydride reduces the nitrile to the amine, which is trapped as the acetamide.¹¹⁷¹ Lithium dimethylamino-borohydride ($\text{LiBH}_3\text{NMe}_2$) reduces aryl nitriles to the corresponding benzylamines.¹¹⁷²

The reduction of nitriles is of wide scope and has been applied to many nitriles. When catalytic hydrogenation is used, secondary amines, $(\text{RCH}_2)_2\text{NH}$, are often side products.¹¹⁷³ These can be avoided by adding a compound, such as acetic anhydride, which removes the primary amine as soon as it is formed,¹¹⁷⁴ or by the use of excess ammonia to drive the equilibria backward.¹¹⁷⁵ Sponge nickel¹¹⁷⁶ or nickel on silica gel¹¹⁷⁷ have been used for the catalytic hydrogenation of aryl nitriles to amines.

Attempts to stop with the addition with only 1 equivalent of hydrogen, have failed that is, to convert the nitrile to an imine, except where the imine is subsequently hydrolyzed (**19-44**).

N-Alkylnitrium ions are reduced to secondary amines by NaBH_4 .¹¹⁷⁸



Since nitrium salts can be prepared by treatment of nitriles with trialkyl-oxonium salts (see **16-8**), this is a method for the conversion of nitriles to secondary amines.

Note that the related compounds, the isocyanides ($\text{R}-\text{N}\equiv\text{C}^\ominus$, also called isocyanides) have been reduced to *N*-methylamines with LiAlH_4 , as well as with other reducing agents.

OS **III**, 229, 358, 720; **VI**, 223.

¹¹⁶⁸Sato, T.; Suzuki, S. *Tetrahedron Lett.* **1969**, 4555. For a discussion of the mechanism, see Heinzman, P.; Ganem, B. *J. Am. Chem. Soc.* **1982**, *104*, 6801.

¹¹⁶⁹Khurana, J.M.; Kukreja, G. *Synth. Commun.* **2002**, *32*, 1265.

¹¹⁷⁰Egli, R.A. *Helv. Chim. Acta* **1970**, *53*, 47.

¹¹⁷¹Caddick, S.; de K. Haynes, A.K.; Judd, D.B.; Williams, M.R.V. *Tetrahedron Lett.* **2000**, *41*, 3513.

¹¹⁷²Thomas, S.; Collins, C.J.; Cuzens, J.R.; Spieciarich, D.; Goralski, C.T.; Singaram, B. *J. Org. Chem.* **2001**, *66*, 1999.

¹¹⁷³For a method of making secondary amines the main products, see Galán, A.; de Mendoza, J.; Prados, P.; Rojo, J.; Echavarren, A.M. *J. Org. Chem.* **1991**, *56*, 452.

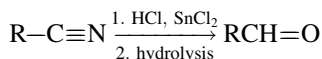
¹¹⁷⁴For example, see Carothers, W.H.; Jones, G.A. *J. Am. Chem. Soc.* **1925**, *47*, 3051; Gould, F.E.; Johnson, G.S.; Ferris, A.F. *J. Org. Chem.* **1960**, *25*, 1658.

¹¹⁷⁵For example, see Freifelder, M. *J. Am. Chem. Soc.* **1960**, *82*, 2386.

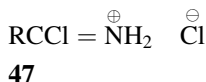
¹¹⁷⁶Tanaka, K.; Nagasawa, M.; Kasuga, Y.; Sakamura, H.; Takuma, Y.; Iwatani, K. *Tetrahedron Lett.* **1999**, *40*, 5885.

¹¹⁷⁷Takamizawa, S.; Wakasa, N.; Fuchikami, T. *Synlett* **2001**, 1623.

¹¹⁷⁸Borch, R.F. *Chem. Commun.* **1968**, 442.

19-44 The Reduction of Nitriles to Aldehydes**Hydro,oxy-de-nitrilo-tersubstitution**

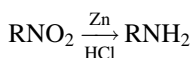
There are two principal methods for the reduction of nitriles to aldehydes.¹¹⁷⁹ In one of these, known as the *Stephen reduction*, the nitrile is treated with HCl to form an iminium salt, **47**.



Iminium salt **47** is reduced with anhydrous SnCl₂ to RCH=NH, which precipitates as a complex with SnCl₄ and is then hydrolyzed (**16-2**) to the aldehyde. The Stephen reduction is most successful when R is aromatic, but it can be done for aliphatic R up to about six carbons.¹¹⁸⁰ It is also possible to prepare **47** in a different way, by treating ArCONHPh with PCl₅, which can then be converted to the aldehyde. This is known as the *Sonn-Müller method*. Aqueous formic acid in the presence of PtO₂, followed by treatment with aqueous acid, converts aryl nitriles to aryl aldehydes.¹¹⁸¹

The other way of reducing nitriles to aldehydes involves using a metal hydride reducing agent to add 1 equivalent of hydrogen and hydrolysis, *in situ*, of the resulting imine (which is undoubtedly coordinated to the metal). This has been carried out with LiAlH₄, LiAlH(OEt)₃,¹¹⁸² LiAlH(NR₂)₃,¹¹⁸³ and DIBALH.¹¹⁸⁴ The metal hydride method is useful for aliphatic and aromatic nitriles.

OS III, 626, 818; VI, 631.

19-45 Reduction of Nitro Compounds to Amines

Both aliphatic¹¹⁸⁵ and aromatic nitro compounds can be reduced to amines, although the reaction has been applied much more often to aromatic nitro

¹¹⁷⁹For a review, see Rabinovitz, M., in Rappoport, Z. *The Chemistry of the Cyano Group*, Wiley, NY, **1970**, p. 307. For a list of reagents, with references, see Larock, R.C. *Comprehensive Organic Transformations*, 2nd ed., Wiley-VCH, NY, **1999**, pp. 1271–1272.

¹¹⁸⁰Zil'berman, E.N.; Pyryalova, P.S. *J. Gen. Chem. USSR* **1963**, *33*, 3348.

¹¹⁸¹Xi, F.; Kamal, F.; Schenerman, M.A. *Tetrahedron Lett.* **2002**, *43*, 1395.

¹¹⁸²Brown, H.C.; Shoaf, C.J. *J. Am. Chem. Soc.* **1964**, *86*, 1079. For a review of reductions with this and related reagents, see Málek, J. *Org. React.* **1988**, *36*, 249, see pp. 287–289, 438–448.

¹¹⁸³Cha, J.S.; Lee, S.E.; Lee, H.S. *Org. Prep. Proceed. Int.* **1992**, *24*, 331. Also see, Cha, J.S.; Jeoung, M.K.; Kim, J.M.; Kwon, O.O.; Lee, J.C. *Org. Prep. Proceed. Int.* **1994**, *26*, 583.

¹¹⁸⁴Miller, A.E.G.; Biss, J.W.; Schwartzman, L.H. *J. Org. Chem.* **1959**, *24*, 627; Marshall, J.A.; Andersen, N.H.; Schlicher, J.W. *J. Org. Chem.* **1970**, *35*, 858.

¹¹⁸⁵For a review of selective reduction of aliphatic nitro compounds without disturbance of other functional groups, see Ioffe, S.L.; Tartakovskii, V.A.; Novikov, S.S. *Russ. Chem. Rev.* **1966**, *35*, 19.

compounds, owing to their greater availability. Many reducing agents have been used to reduce aromatic nitro compounds, the most common being Zn, Sn, or Fe (or sometimes other metals) and acid, and catalytic hydrogenation.¹¹⁸⁶ Indium metal in aqueous ethanol with ammonium chloride¹¹⁸⁷ or with water in aq. THF¹¹⁸⁸ also reduces aromatic nitro compounds to the corresponding aniline derivative. Indium metal in methanol, with acetic anhydride and acetic acid, converts aromatic nitro compounds to the acetanilide.¹¹⁸⁹ Samarium and a catalytic amount of iodine also accomplishes this reduction,¹¹⁹⁰ as does Sm with a bipyridinium dibromide in methanol.¹¹⁹¹ Samarium metal in methanol with ultrasound also reduces aryl nitro compounds.¹¹⁹² Sodium sulfide (NaHS) on alumina with microwave irradiation reduces aryl nitro compounds to aniline derivatives.¹¹⁹³ A mild reduction uses Al(Hg) in aq. THF with ultrasound.¹¹⁹⁴ An Al/NiCl₂ reagent was used to reduce the nitro group of a polymer-bound CH₂OCH₂C₆H₄NO₂ moiety.¹¹⁹⁵ Some other reagents used¹¹⁹⁶ were Et₃SiH/RhCl(PPh₃)₃,¹¹⁹⁷ AlH₃-AlCl₃, Mn with CrCl₂,¹¹⁹⁸ nanoparticulate iron in water at 210°C,¹¹⁹⁹ formic acid and Pd-C¹²⁰⁰ for formic acid with Raney nickel in methanol,¹²⁰¹ and sulfides, such as NaHS, (NH₄)₂S, or polysulfides. The reaction with sulfides or polysulfides is called the *Zinin reduction*.¹²⁰² Amines are also the products when nitro compounds, both alkyl and aryl, are reduced with HCOONH₄-Pd-C.¹²⁰³ Many other functional groups (e.g., COOH, COOR, CN, amide) are not affected by this reagent (although ketones are reduced, see 19-33). With optically active alkyl substrates this method gives

¹¹⁸⁶For reviews, see Rylander, P.N. *Hydrogenation Methods*, Academic Press, NY, 1985, pp. 104–116, *Catalytic Hydrogenation over Platinum Metals*, Academic Press, NY, 1967, pp. 168–202. See Deshpande, R.M.; Mahajan, A.N.; Diwakar, M.M.; Ozarde, P.S.; Chaudhari, R.V. *J. Org. Chem.* 2004, 69, 4835; Wu, G.; Huang, M.; Richards, M.; Poirer, M.; Wen, X.; Draper, R.W. *Synthesis* 2003, 1657.

¹¹⁸⁷Moody, C.J.; Pitts, M.R. *Synlett* 1998, 1028; Banik, B.K.; Suhendra, M.; Banik, I.; Becker, F.F. *Synth. Commun.* 2000, 30, 3745.

¹¹⁸⁸Lee, J.G.; Choi, K.I.; Koh, H.Y.; Kim, Y.; Kang, Y.; Cho, Y.S. *Synthesis* 2001, 81.

¹¹⁸⁹Kim, B.H.; Han, R.; Piao, F.; Jun, Y.M.; Baik, W.; Lee, B.M. *Tetrahedron Lett.* 2003, 44, 77.

¹¹⁹⁰Banik, B.K.; Mukhopadhyay, C.; Venkatraman, M.S.; Becker, F.F. *Tetrahedron Lett.* 1998, 39, 7243; Wang, L.; Zhou, L.; Zhang, Y. *Synlett* 1999, 1065.

¹¹⁹¹Yu, C.; Liu, B.; Hu, L. *J. Org. Chem.* 2001, 66, 919.

¹¹⁹²Basu, M.K.; Becker, F.F.; Banik, B.K. *Tetrahedron Lett.* 2000, 41, 5603.

¹¹⁹³Kanth, S.R.; Reddy, G.V.; Rao, V.V.V.N.S.R.; Maitraie, P.; Narsaiah, B.; Rao, P.S. *Synth. Commun.* 2002, 32, 2849.

¹¹⁹⁴Fitch, R.W.; Luzzio, F.A. *Tetrahedron Lett.* 1994, 35, 6013.

¹¹⁹⁵Kamal, A.; Reddy, K.L.; Devaiah, V.; Reddy, G.S.K. *Tetrahedron Lett.* 2003, 44, 4741.

¹¹⁹⁶For a list of reagents, with references, see Larock, R.C. *Comprehensive Organic Transformations*, 2nd ed., Wiley-VCH, NY, 1999, pp. 821–828.

¹¹⁹⁷Brinkman, H.R. *Synth. Commun.* 1996, 26, 973.

¹¹⁹⁸Hari, A.; Miller, B.L. *Angew. Chem. Int. Ed.* 1999, 38, 2777.

¹¹⁹⁹Wang, L.; Li, P.; Wu, Z.; Yan, J.; Wang, M.; Ding, Y. *Synthesis* 2003, 2001.

¹²⁰⁰Entwistle, I.D.; Jackson, A.E.; Johnstone, R.A.W.; Telford, R.P. *J. Chem. Soc. Perkin Trans. 1* 1977, 443. See also, Terpko, M.O.; Heck, R.F. *J. Org. Chem.* 1980, 45, 4992; Babler, J.H.; Sarussi, S.J. *Synth. Commun.* 1981, 11, 925.

¹²⁰¹Gowda, D.C.; Gowda, A.S.P.; Baba, A.R.; Gowda, S. *Synth. Commun.* 2000, 30, 2889.

¹²⁰²For a review of the Zinin reduction, see Porter, H.K. *Org. React.* 1973, 20, 455.

¹²⁰³Ram, S.; Ehrenkauffer, R.E. *Tetrahedron Lett.* 1984, 25, 3415.

retention of configuration.¹²⁰⁴ Ammonium formate in methanol reduces aromatic nitro compounds.¹²⁰⁵ Lithium aluminum hydride reduces aliphatic nitro compounds to amines, but with aromatic nitro compounds the products with this reagent are azo compounds (**19-80**). Most metal hydrides, including NaBH_4 and BH_3 , do not reduce nitro groups at all, although both aliphatic and aromatic nitro compounds have been reduced to amines with NaBH_4 and various catalysts, such as NiCl_2 or CoCl_2 ¹²⁰⁶ phthalocyanine iron (II),¹²⁰⁷ and ZrCl_4 .¹²⁰⁸ Borohydride exchange resin in the presence of $\text{Ni}(\text{OAc})_2$, however, gives the amine.¹²⁰⁹ Treatment of aromatic nitro compounds with NaBH_4 alone has resulted in reduction of the *ring* to a cyclohexane ring with the nitro group still intact¹²¹⁰ or in cleavage of the nitro group from the ring.¹²¹¹ With $(\text{NH}_4)_2\text{S}$ or other sulfides or polysulfides it is often possible to reduce just one of two or three nitro groups on an aromatic ring or on two different rings in one molecule.¹²¹² The nitro groups of *N*-nitro compounds can also be reduced to amino groups, for example, nitrourea $\text{NH}_2\text{CONHNO}_2$ gives semicarbazide $\text{NH}_2\text{CONHNH}_2$. Bakers yeast reduces aromatic nitro compounds to aniline derivatives.¹²¹³ A combination of $\text{NaH}_2\text{PO}_2/\text{FeSO}_4$ with microwave irradiation reduces aromatic nitro compounds to aniline derivatives.¹²¹⁴ Hydrazine on alumina, with FeCl_3 and microwave irradiation accomplishes this reduction.¹²¹⁵ Hydrazine–formic acid with Raney nickel in methanol reduces aromatic nitro compounds.¹²¹⁶ Heating aromatic nitro compounds with 57% HI reduces the nitro group to the amino group.¹²¹⁷

With some reducing agents, especially with aromatic nitro compounds, the reduction can be stopped at an intermediate stage, and hydroxylamines (**19-46**), hydrazobenzenes, azobenzenes (**19-80**), and azoxybenzenes (**19-79**) can be obtained in this manner. However, nitroso compounds, which are often postulated as intermediates, are too reactive to be isolated, if indeed they are intermediates. Reduction by metals in mineral acids cannot be stopped, but always produces the amine.

¹²⁰⁴Barrett, A.G.M.; Spilling, C.D. *Tetrahedron Lett.* **1988**, 29, 5733.

¹²⁰⁵Gowda, D.C.; Mahesh, B. *Synth. Commun.* **2000**, 30, 3639.

¹²⁰⁶See, for example, Osby, J.O.; Ganem, B. *Tetrahedron Lett.* **1985**, 26, 6413; Petrini, M.; Ballini, R.; Rosini, G. *Synthesis* **1987**, 713; He, Y.; Zhao, H.; Pan, X.; Wang, S. *Synth. Commun.* **1989**, 19, 3047. See also, references cited therein.

¹²⁰⁷Wilkinson, H.S.; Tanoury, G.J.; Wald, S.A.; Senanayake, C.H. *Tetrahedron Lett.* **2001**, 42, 167.

¹²⁰⁸Chary, K.P.; Ram, S.R.; Iyengar, D.S. *Synlett* **2000**, 683.

¹²⁰⁹Yoon, N.M.; Choi, J. *Synlett* **1993**, 135.

¹²¹⁰Severin, T.; Schmitz, R. *Chem. Ber.* **1962**, 95, 1417; Severin, T.; Adam, M. *Chem. Ber.* **1963**, 96, 448.

¹²¹¹Kaplan, L.A. *J. Am. Chem. Soc.* **1964**, 86, 740. See also, Swanwick, M.G.; Waters, W.A. *Chem. Commun.* **1970**, 63.

¹²¹²This result has also been achieved by hydrogenation with certain catalysts [Lyle, R.E.; LaMattina, J.L. *Synthesis* **1974**, 726; Knifton, J.F. *J. Org. Chem.* **1976**, 41, 1200; Ono, A.; Terasaki, S.; Tsuruoka, Y. *Chem. Ind. (London)* **1983**, 477], and with hydrazine hydrate and Raney nickel: Ayyangar, N.R.; Kalkote, U.R.; Lugad, A.G.; Nikrad, P.V.; Sharma, V.K. *Bull. Chem. Soc. Jpn.* **1983**, 56, 3159.

¹²¹³Baik, W.; Han, J.L.; Lee, K.C.; Lee, N.H.; Kim, B.H.; Hahn, J.-T. *Tetrahedron Lett.* **1994**, 35, 3965.

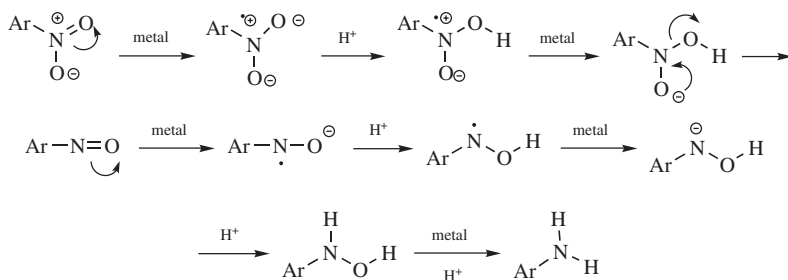
¹²¹⁴Meshram, H.M.; Ganesh, Y.S.S.; Sekhar, K.C.; Yadav, J.S. *Synlett* **2000**, 993.

¹²¹⁵Vass, A.; Dudás, J.; Tóth, J.; Varma, R.S. *Tetrahedron Lett.* **2001**, 42, 5347.

¹²¹⁶Gowda, S.; Gowda, D.C. *Tetrahedron* **2002**, 58, 2211.

¹²¹⁷Kumar, J.S.D.; Ho, M.M.; Toyokuni, T. *Tetrahedron Lett.* **2001**, 42, 5601.

The mechanisms of these reductions have not been studied much, although it is usually presumed that, at least with some reducing agents, nitroso compounds and hydroxylamines are intermediates. Both of these types of compounds give amines when exposed to most of these reducing agents (19-47), and hydroxylamines can be isolated (19-46). With metals and acid the following path has been suggested:¹²¹⁸

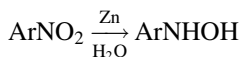


Certain aromatic nitroso compounds (Ar-NO) can be obtained in good yields by irradiation of the corresponding nitro compounds in 0.1 *M* aq. KCN with uv light.¹²¹⁹ The reaction has also been performed electrochemically.¹²²⁰ When nitro compounds are treated with most reducing agents, nitroso compounds are either not formed or react further under the reaction conditions and cannot be isolated.

Reductive alkylation of aromatic nitro compounds is possible. The reaction of nitrobenzene with allylic or benzyl halides in the presence of an excess of tin metal in methanol, leads to the *N,N*-diallyl or dibenzyl aniline.¹²²¹ A similar reaction occurs with nitrobenzene, allyl bromide, and indium metal in aq. acetonitrile.¹²²²

OS I, 52, 240, 455, 485; II, 130, 160, 175, 254, 447, 471, 501, 617; III, 56, 59, 63, 69, 73, 82, 86, 239, 242, 453; IV, 31, 357; V, 30, 346, 552, 567, 829, 1067, 1130; 81, 188.

19-46 Reduction of Nitro Compounds to Hydroxylamines



When aromatic nitro compounds are reduced with zinc and water under neutral conditions,¹²²³ hydroxylamines are formed. Among other reagents used for this

¹²¹⁸House, H.O. *Modern Synthetic Reactions*, 2nd ed., W.A. Benjamin, NY, 1972, p. 211.

¹²¹⁹Petersen, W.C.; Letsinger, R.L. *Tetrahedron Lett.* 1971, 2197; Vink, J.A.J.; Cornelisse, J.; Havinga, E. *Recl. Trav. Chim. Pays-Bas* 1971, 90, 1333.

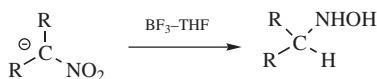
¹²²⁰Lamoureux, C.; Moinet, C. *Bull. Soc. Chim. Fr.* 1988, 59.

¹²²¹Bieber, L.W.; da Costa, R.C.; da Silva, M.F. *Tetrahedron Lett.* 2000, 41, 4827.

¹²²²Kang, K.H.; Choi, K.I.; Koh, H.Y.; Kim, Y.; Chung, B.Y.; Cho, Y.S. *Synth. Commun.* 2001, 31, 2277.

¹²²³For some other methods of accomplishing this conversion, see Rondstvedt Jr., C.S.; Johnson, T.A. *Synthesis* 1977, 850; Entwistle, I.D.; Gilkerson, T.; Johnstone, R.A.W.; Telford, R.P. *Tetrahedron* 1978, 34, 213.

purpose have been SmI_2 ,¹²²⁴ $\text{N}_2\text{H}_4\text{-Rh-C}$,¹²²⁵ and $\text{KBH}_4/\text{BiCl}_3$.¹²²⁶ Borane in THF reduces aliphatic nitro enolate anions to hydroxylamines:¹²²⁷

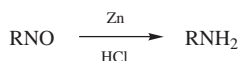


Nitro compounds have been reduced electrochemically, to hydroxylamines, as well as to other products.¹²²⁸

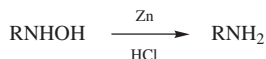
OS I, 445; III, 668; IV, 148; VI, 803; VIII, 16.

19-47 Reduction of Nitroso Compounds and Hydroxylamines to Amines

N-Dihydro-de-oxo-bisubstitution



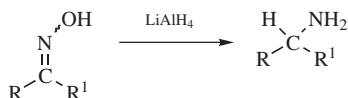
N-Hydro-de-hydroxylation or *N*-Dehydroxylation



Nitroso compounds and hydroxylamines can be reduced to amines by the same reagents that reduce nitro compounds (19-45). Reaction with CuCl , and then phenylboronic acid (p. 815), also reduces nitroso compounds to the amine.¹²²⁹ A hydroxylamine can be reduced to the amine with CS_2 in acetonitrile.¹²³⁰ Indium metal in $\text{EtOH/aq. NH}_4\text{Cl}$ reduces hydroxylamines to the amine.¹²³¹ *N*-Nitroso compounds are similarly reduced to hydrazines $\text{R}_2\text{N-NO} \rightarrow \text{R}_2\text{N-NH}_2$.¹²³²

OS I, 511; II, 33, 202, 211, 418; III, 91; IV, 247. See also, OS VIII, 93.

19-48 Reduction of Oximes to Primary Amines or Aziridines



¹²²⁴Kende, A.S.; Mendoza, J.S. *Tetrahedron Lett.* **1991**, 32, 1699.

¹²²⁵Oxley, P.W.; Adger, B.M.; Sasse, M.J.; Forth, M.A. *Org. Synth.* **67**, 187.

¹²²⁶Ren, P.D.-D.; Pan, X.-W.; Jin, Q.-H.; Yao, Z.-P. *Synth. Commun.* **1997**, 27, 3497.

¹²²⁷Feuer, H.; Bartlett, R.S.; Vincent Jr., B.F.; Anderson, R.S. *J. Org. Chem.* **1965**, 31, 2880.

¹²²⁸For reviews of the electroreduction of nitro compounds, see Fry, A.J. *Synthetic Organic Electrochemistry*, 2nd ed., Wiley, NY, **1989**, pp. 188–198; Lund, H. in Baizer; Lund *Organic Electrochemistry*, Marcel Dekker, NY, **1983**, pp. 285–313.

¹²²⁹Yu, Y.; Srogl, J.; Liebeskind, L.S. *Org. Lett.* **2004**, 6, 2631.

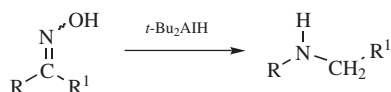
¹²³⁰Schwartz, M.A.; Gu, J.; Hu, X. *Tetrahedron Lett.* **1992**, 33, 1687.

¹²³¹Cicchì, S.; Bonanni, M.; Cardona, F.; Revuelta, J.; Goti, A. *Org. Lett.* **2003**, 5, 1773.

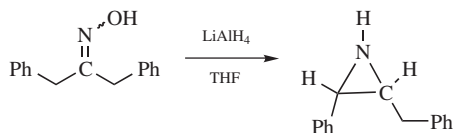
¹²³²For examples of this reduction, accomplished with titanium reagents, see Entwistle, I.D.; Johnstone, R.A.W.; Wilby, A.H. *Tetrahedron* **1982**, 38, 419; Lunn, G.; Sansone, E.B.; Keefer, L.K. *J. Org. Chem.* **1984**, 49, 3470.

Both aldoximes and ketoximes can be reduced to primary amines with LiAlH_4 . The reaction is slower than with ketones, so that, for example, $\text{PhCOCH}=\text{NOH}$ gave 34% $\text{PhCHOHCH}=\text{NOH}$.¹²³³ Among other reducing agents that give this reduction¹²³⁴ are zinc and acetic acid, BH_3 ,¹²³⁵ $\text{NaBH}_3\text{CN}-\text{TiCl}_3$,¹²³⁶ polymethylhydrosiloxane (PMHS) with $\text{Pd}-\text{C}$,¹²³⁷ and sodium and an alcohol.¹²³⁸ Catalytic hydrogenation is also effective.¹²³⁹ The reduction has been performed enantioselectively with Baker's yeast¹²⁴⁰ and with Ph_2SiH_2 and an optically active rhodium complex catalyst.¹²⁴¹ Reduction of oximes with indium metal in acetic anhydride/acetic acid-THF leads to the acetamide.¹²⁴² Oxime *O*-ethers are reduced to the amine with modest enantioselectivity using a chiral oxazaboroline.¹²⁴³

When the reducing agent is DIBALH, the product is a secondary amine, arising from a rearrangement:¹²⁴⁴



With certain oximes (e.g., those of the type $\text{ArCH}_2\text{CR}=\text{NOH}$), treatment with LiAlH_4 gives aziridines,¹²⁴⁵ for example,



Hydrazones, arylhydrazones, and semicarbazones can also be reduced to amines with various reducing agents, including $\text{Zn}-\text{HCl}$ and H_2 and Raney nickel.

¹²³³Felkin, H. *C. R. Acad. Sci.* **1950**, 230, 304.

¹²³⁴For a list of reagents, with references, see Larock, R.C. *Comprehensive Organic Transformations*, 2nd ed., Wiley-VCH, NY, **1999**, pp. 845–846.

¹²³⁵Feuer, H.; Braunstein, D.M. *J. Org. Chem.* **1969**, 34, 1817.

¹²³⁶Leeds, J.P.; Kirst, H.A. *Synth. Commun.* **1988**, 18, 777.

¹²³⁷Chandrasekhar, S.; Reddy, M.V.; Chandraiah, L. *Synlett* **2000**, 1351.

¹²³⁸For example, see Sugden, J.K.; Patel, J.J.B. *Chem. Ind. (London)* **1972**, 683.

¹²³⁹For a review, see Rylander, P.N. *Catalytic Hydrogenation over Platinum Metals*, Academic Press, NY, **1967**, pp. 139–159.

¹²⁴⁰Gibbs, D.E.; Barnes, D. *Tetrahedron Lett.* **1990**, 31, 5555.

¹²⁴¹Brunner, H.; Becker, R.; Gauder, S. *Organometallics* **1986**, 5, 739; Takei, I.; Nishibayashi, Y.; Ishii, Y.; Mizobe, Y.; Uemura, S.; Hidai, M. *Chem. Commun.* **2001**, 2360.

¹²⁴²Harrison, J.R.; Moody, C.J.; Pitts, M.R. *Synlett* **2000**, 1601.

¹²⁴³Fontaine, E.; Namane, C.; Meneyrol, J.; Geslin, M.; Serva, L.; Russey, E.; Tissandié, S.; Maftouh, M.; Roger, P. *Tetrahedron Asymmetry* **2001**, 12, 2185.

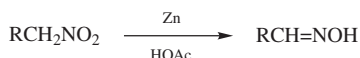
¹²⁴⁴Sasatani, S.; Miyazaki, T.; Maruoka, K.; Yamamoto, H. *Tetrahedron Lett.* **1983**, 24, 4711; Graham, S.H.; Williams, A.J.S. *Tetrahedron* **1965**, 21, 3263.

¹²⁴⁵For a review, see Kotera, K.; Kitahonoki, K. *Org. Prep. Proced.* **1969**, 1, 305. For examples, see Tatchell, A.R. *J. Chem. Soc. Perkin Trans. 1* **1974**, 1294; Ferrero, L.; Rouillard, M.; Decouzon, M.; Azzaro, M. *Tetrahedron Lett.* **1974**, 131; Diab, Y.; Laurent, A.; Mison, P. *Tetrahedron Lett.* **1974**, 1605.

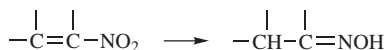
Oximes have been reduced in a different way, to give imines ($RR'C=NOH \rightarrow RR'C=NH$), which are generally unstable but which can be trapped to give useful products. Among reagents used for this purpose have been Bu_3P-SPh_2 ¹²⁴⁶ and $Ru_3(CO)_{12}$.¹²⁴⁷ Oximes can also be reduced to hydroxylamines (**19-42**). Nitrones have been reduced to imines using $AlCl_3 \cdot 6 H_2O/KI$ followed by $Na_2S_2O_3-H_2O$.¹²⁴⁸

OS II, 318; III, 513; V, 32, 83, 373, 376.

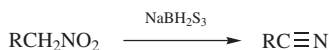
19-49 Reduction of Aliphatic Nitro Compounds to Oximes or Nitriles



Nitro compounds that contain an α hydrogen can be reduced to oximes with zinc dust in acetic acid¹²⁴⁹ or with other reagents, among them CS_2-NEt_3 ,¹²⁵⁰ $CrCl_2$,¹²⁵¹ and (for α -nitro sulfones) $NaNO_2$.¹²⁵² α -Nitro alkenes have been converted to oximes



with sodium hypophosphite, indium with aq. $NH_4Cl/MeOH$,¹²⁵³ and with $Pb-HOAc-DMF$, as well as with certain other reagents.¹²⁵⁴



Primary aliphatic nitro compounds can be reduced to aliphatic nitriles with sodium dihydro(trithio)borate¹⁰⁸⁷ or with $t-BuN\equiv C/BuN=C=O$.¹²⁵⁵ Secondary compounds give mostly ketones (e.g., nitrocyclohexane gave 45% cyclohexanone, 30% cyclohexanone oxime, and 19% *N*-cyclohexylhydroxylamine). Tertiary aliphatic nitro compounds do not react with this reagent (see also, **19-45**).

OS IV, 932.

¹²⁴⁶Barton, D.H.R.; Motherwell, W.B.; Simon, E.S.; Zard, S.Z. *J. Chem. Soc. Chem. Commun.* **1984**, 337.

¹²⁴⁷Akazome, M.; Tsuji, Y.; Watanabe, Y. *Chem. Lett.* **1990**, 635.

¹²⁴⁸Boruah, M.; Konwar, D. *Synlett* **2001**, 795.

¹²⁴⁹Johnson, K.; Degering, E.F. *J. Am. Chem. Soc.* **1939**, 61, 3194.

¹²⁵⁰Barton, D.H.R.; Fernandez, I.; Richard, C.S.; Zard, S.Z. *Tetrahedron* **1987**, 43, 551; Albanese, D.; Landini, D.; Penso, M. *Synthesis* **1990**, 333.

¹²⁵¹Hanson, J.R. *Synthesis* **1974**, 1, pp. 7-8.

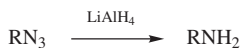
¹²⁵²Zeilstra, J.J.; Engberts, J.B.F.N. *Synthesis* **1974**, 49.

¹²⁵³Yadav, J.S.; Subba Reddy, B.V.; Srinivas, R.; Ramalingam, T. *Synlett* **2000**, 1447.

¹²⁵⁴See Kabalka, G.W.; Pace, E.D.; Wadgaonkar, P.P. *Synth. Commun.* **1990**, 20, 2453; Sera, A.; Yamauchi, H.; Yamada, H.; Itoh, K. *Synlett* **1990**, 477.

¹²⁵⁵El Kaim, L.; Gacon, A. *Tetrahedron Lett.* **1997**, 38, 3391.

19-50 Reduction of Azides to Primary Amines

N-Dihydro-de-diazo-bisubstitution

Azides are easily reduced to primary amines by LiAlH_4 , as well as by a number of other reducing agents,¹²⁵⁶ including NaBH_4 , $\text{NaBH}_4/\text{LiCl}$,¹²⁵⁷ $\text{NaBH}_4/\text{CoCl}_2/\text{H}_2\text{O}$,¹²⁵⁸ $\text{NaBH}_4/\text{ZrCl}_4$,¹²⁵⁹ $\text{BHCl}_2 \cdot \text{SMe}_2$,¹²⁶⁰ H_2 and a catalyst, $\text{Bu}_3\text{SnH}/\text{PhSiH}_3/\text{AIBN}$,¹²⁶¹ Mg or Ca in MeOH ,¹²⁶² Sm/NiCl_2 ,¹²⁶³ $\text{Zn}-\text{FeCl}_3/\text{EtOH}$,¹²⁶⁴ $\text{Zn}/\text{NH}_4\text{Cl}/\text{aq. EtOH}$,¹²⁶⁵ FeCl_3/NaI ,¹²⁶⁶ $\text{FeSO}_4/\text{NH}_3/\text{MeOH}$,¹²⁶⁷ baker's yeast,¹²⁶⁸ Sm/I_2 ,¹²⁶⁹ Indium metal in EtOH ,¹²⁷⁰ $\text{LiMe}_2\text{NBH}_3$,¹²⁷¹ and tin complexes prepared from SnCl_2 or $\text{Sn}(\text{SR})_2$.¹²⁷² Reaction with PPh_3 leads to a phosphazide, $\text{Ph}_3\text{P}=\text{N}-\text{N}=\text{N}-\text{R}$, which loses nitrogen in what is called the *Staudinger reaction*¹²⁷³ a method to prepare phosphazo compounds, but in this case leads to reduction. Alkylation is possible, and the reaction of an alkyl azide with PMe_3 , and then an excess of iodomethane leads to the *N*-methylated amine.¹²⁷⁴ This reaction, combined with $\text{RX} \rightarrow \text{RN}_3$ (**10-43**), is an important way of converting alkyl halides RX to primary amines RNH_2 ; in some cases the two procedures have been combined into one laboratory step.¹²⁷⁵ Sulfonyl azides RSO_2N_3

¹²⁵⁶For a review, see Scriven, E.F.V.; Turnbull, K. *Chem. Rev.* **1988**, *88*, 297, see pp. 321–327. For lists of reagents, with references, see Larock, R.C. *Comprehensive Organic Transformations*, 2nd ed., Wiley-VCH, NY, **1999**, pp. 815–820; Rolla, F. *J. Org. Chem.* **1982**, *47*, 4327.

¹²⁵⁷Ram, S.R.; Chary, K.P.; Iyengar, D.S. *Synth. Commun.* **2000**, *30*, 4495.

¹²⁵⁸Fringuelli, F.; Pizzo, F.; Vaccaro, L. *Synthesis* **2000**, 646.

¹²⁵⁹Chary, K.P.; Ram, S.R.; Salahuddin, S.; Iyengar, D.S. *Synth. Commun.* **2000**, *30*, 3559.

¹²⁶⁰Salunkhe, A.M.; Ramachandran, P.V.; Brown, H.C. *Tetrahedron* **2002**, *58*, 10059.

¹²⁶¹Hays, D.S.; Fu, G.C. *J. Org. Chem.* **1998**, *63*, 2796.

¹²⁶²Maiti, S.N.; Spevak, P.; Narender Reddy, A.V. *Synth. Commun.* **1988**, *18*, 1201.

¹²⁶³Wu, H.; Chen, R.; Zhang, Y. *Synth. Commun.* **2002**, *32*, 189.

¹²⁶⁴Pathak, D.; Laskar, D.D.; Prajapati, D.; Sandhu, J.S. *Chem. Lett.* **2000**, 816.

¹²⁶⁵Lin, W.; Zhang, X.; He, Z.; Jin, Y.; Gong, L.; Mi, A. *Synth. Commun.* **2002**, *32*, 3279.

¹²⁶⁶Kamal, A.; Ramana, K.V.; Ankati, H.B.; Ramana, A.V. *Tetrahedron Lett.* **2002**, *43*, 6861.

¹²⁶⁷Kamal, A.; Laxman, E.; Arifuddin, M. *Tetrahedron Lett.* **2000**, *41*, 7743.

¹²⁶⁸Kamal, A.; Damayanthi, Y.; Reddy, B.S.N.; Lakminarayana, B.; Reddy, B.S.P. *Chem. Commun.* **1997**, 1015; Baruah, M.; Boruah, A.; Prajapati, D.; Sandhu, J.S. *Synlett* **1996**, 1193.

¹²⁶⁹Huang, Y.; Zhang, Y.; Wang, Y. *Tetrahedron Lett.* **1997**, *38*, 1065.

¹²⁷⁰Reddy, G.V.; Rao, G.V.; Iyengar, D.S. *Tetrahedron Lett.* **1999**, *40*, 3937.

¹²⁷¹Alvarez, S.G.; Fisher, G.B.; Singaram, B. *Tetrahedron Lett.* **1995**, *36*, 2567.

¹²⁷²Bartra, M.; Romea, P.; Urpí, F.; Vilarrasa, J. *Tetrahedron* **1990**, *46*, 587. See also, Bosch, I.; Costa, A.M.; Martín, M.; Urpí, F.; Vilarrasa, J. *Org. Lett.* **2000**, *2*, 397.

¹²⁷³First reported by Staudinger, H.; Meyer, J. *Helv. Chim. Acta* **1919**, *2*, 635. For a review, see Golobov, Y.G.; Zhmurova, I.N.; Kasukhin, L.F. *Tetrahedron* **1981**, *37*, 437. For a discussion of the mechanism, see Tian, W.Q.; Wang, Y.A. *J. Org. Chem.* **2004**, *69*, 4299. For a modification that leads to β -lactams, see Krishnaswamy, D.; Bhawal, B.M.; Deshmukh, A.R.A.S. *Tetrahedron Lett.* **2000**, *41*, 417; Wack, H.; Drury III, W.J.; Taggi, A.E.; Ferraris, D.; Lectka, T. *Org. Lett.* **1999**, *1*, 1985.

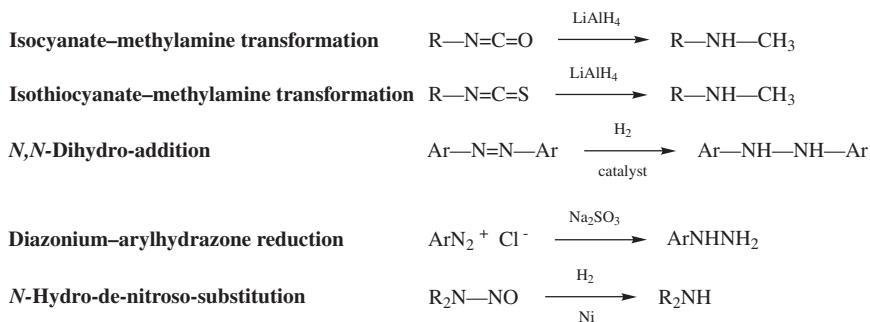
¹²⁷⁴Kato, H.; Ohmori, K.; Suzuki, K. *Synlett* **2001**, 1003.

¹²⁷⁵See, for example, Koziara, A.; Osowska-Pacewicka, K.; Zawadzki, S.; Zwierzak, A. *Synthesis* **1985**, 202; **1987**, 487. The reactions **10-48**, **10-43**, and **19-50** have also been accomplished in one laboratory step: Koziara, A. *J. Chem. Res. (S)* **1989**, 296.

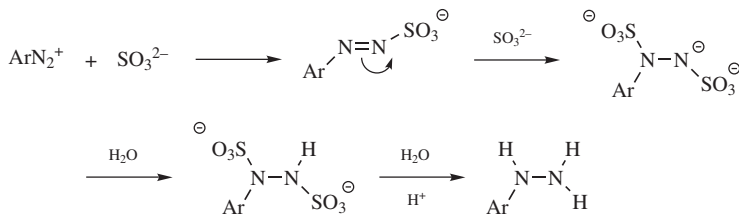
have been reduced to sulfonamides RSO_2NH_2 by irradiation in isopropyl alcohol¹²⁷⁶ and with NaH .¹²⁷⁷

OS V, 586; VII, 433.

19-51 Reduction of Miscellaneous Nitrogen Compounds



Isocyanates and isothiocyanates are reduced to methylamines on treatment with LiAlH_4 . LiAlH_4 does not usually reduce azo compounds¹²⁷⁸ (indeed these are the products from LiAlH_4 reduction of nitro compounds, **19-80**), but these can be reduced to hydrazo compounds by catalytic hydrogenation or with diimide¹²⁷⁹ (see **15-11**). Diazonium salts are reduced to hydrazines by sodium sulfite. This reaction probably has a nucleophilic mechanism.¹²⁸⁰



The initial product is a salt of hydrazinesulfonic acid, which is converted to the hydrazine by acid treatment. Diazonium salts can also be reduced to arenes (**19-69**). *N*-Nitrosoamines can be denitrosated to secondary amines by a number of reducing agents, including H_2 and a catalyst,¹²⁸¹ $\text{BF}_3\text{-THF-NaHCO}_3$,¹²⁸² and $\text{NaBH}_4\text{-TiCl}_4$,¹²⁸³ as well as by hydrolysis.¹²⁸⁴

¹²⁷⁶Reagen, M.T.; Nickon, A. *J. Am. Chem. Soc.* **1968**, *90*, 4096.

¹²⁷⁷Lee, Y.; Closson, W.D. *Tetrahedron Lett.* **1974**, 381.

¹²⁷⁸For a review see Newbold, B.T., in Patai, S. *The Chemistry of the Hydrazo, Azo, and Azoxy Groups*, pt. 2, Wiley, NY, **1975**, pp. 601, 604–614.

¹²⁷⁹For example, see Ioffe, B.V.; Sergeeva, Z.I.; Dumpis, Yu. Ya. *J. Org. Chem. USSR* **1969**, *5*, 1683.

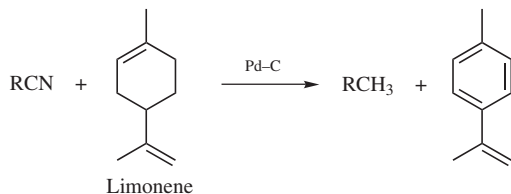
¹²⁸⁰Huisgen, R.; Lux, R. *Chem. Ber.* **1960**, *93*, 540.

¹²⁸¹Enders, D.; Hassel, T.; Pieter, R.; Renger, B.; Seebach, D. *Synthesis* **1976**, 548.

¹²⁸²Jeyaraman, R.; Ravindran, T. *Tetrahedron Lett.* **1990**, *31*, 2787.

¹²⁸³Kano, S.; Tanaka, Y.; Sugino, E.; Shibuya, S.; Hibino, S. *Synthesis* **1980**, 741.

¹²⁸⁴Fridman, A.L.; Mukhametshin, F.M.; Novikov, S.S. *Russ. Chem. Rev.* **1971**, *40*, 34, pp. 41–42.



A cyano group can be reduced to a methyl group by treatment with a terpene, such as limonene (which acts as reducing agent) in the presence of palladium-charcoal.¹²⁸⁵ Hydrogen gas (H_2) is also effective,¹²⁸⁶ although higher temperatures are required. The group R may be alkyl or aryl. Cyano groups CN have also been reduced to CH_2OH , in the vapor phase, with 2-propanol and zirconium oxide.¹²⁸⁷

Aryl nitro compounds are reduced to diaryl hydrazines with Al-KOH in methanol.¹²⁸⁸

OS I, 442; III, 475. Also see, OS V, 43.

C. Reactions in Which a Heteroatom Is Removed from the Substrate

19-52 Reduction of Silanes to Methylene Compounds

Si-Hydrogen-uncoupling



In certain cases, the C—Si bond of silanes can be converted to C—H. α -Silyl esters are reduced to esters with mercuric acetate and tetrabutylammonium fluoride, for example.¹²⁸⁹

19-53 Reduction of Alkyl Halides

Hydro-de-halogenation or Dehalogenation



This type of reduction can be accomplished with many reducing agents.¹²⁹⁰ A powerful, but highly useful reagent is LiAlH_4 ,¹²⁹¹ which reduces almost all types of

¹²⁸⁵Kindler, K.; Lührs, K. *Chem. Ber.* **1966**, 99, 227; *Liebigs Ann. Chem.* **1967**, 707, 26.

¹²⁸⁶See also Andrade, J.G.; Maier, W.F.; Zapf, L.; Schleyer, P.v.R. *Synthesis* **1980**, 802; Brown, G.R.; Foubister, A.J. *Synthesis* **1982**, 1036.

¹²⁸⁷Takahashi, K.; Shibagaki, M.; Matsushita, H. *Chem. Lett.* **1990**, 311.

¹²⁸⁸Khurana, J.M.; Singh, S. *J. Chem. Soc., Perkin Trans. 1* **1999**, 1893.

¹²⁸⁹Poliskie, G.M.; Mader, M.M.; van Well, R. *Tetrahedron Lett.* **1999**, 40, 589.

¹²⁹⁰For reviews, see Hudlický, M. *Reductions in Organic Chemistry*, Ellis Horwood, Chichester, **1984**, pp. 62–67, 181; Pinder, A.R. *Synthesis* **1980**, 425. For a list of reagents, see Larock, R.C. *Comprehensive Organic Transformations*, 2nd ed., Wiley-VCH, NY, **1999**, pp. 29–39.

¹²⁹¹For a review of LiAlH_4 , see Pizey, J.S. *Synthetic reagents*, Vol. 1, Wiley, NY, **1974**, pp. 101–294. For monographs on complex metal hydrides, see Seyden-Penne, J. *Reductions by the Almino- and Borohydrides*, VCH, NY, **1991**; Hajós, A. *Complex Hydrides*, Elsevier, NY, **1979**.

alkyl halide, including vinylic, bridgehead, and cyclopropyl halides.¹²⁹² Reduction with lithium aluminum deuteride serves to introduce deuterium into organic compounds. An even more powerful reducing agent, is lithium triethylborohydride (LiEt₃BH), which rapidly reduces primary, secondary, allylic, benzylic, and neopentyl halides, but not tertiary (these give elimination) or aryl halides.¹²⁹³ Another powerful reagent, which reduces primary, secondary, tertiary, allylic, vinylic, aryl, and neopentyl halides, is a complex formed from lithium trimethoxyaluminum hydride, LiAlH(OMe)₃, and CuI.¹²⁹⁴ A milder reducing agent is NaBH₄ in a dipolar aprotic solvent, such as Me₂SO, DMF, or sulfolane,¹²⁹⁵ which at room temperature or above reduces primary, secondary, and some tertiary¹²⁹⁶ halides in good yield without affecting other functional groups that would be reduced by LiAlH₄, for example, COOH, COOR, CN.¹²⁹⁷ A mixture of NaBH₄ and InCl₃ efficiently reduces secondary bromides.¹²⁹⁸ Borohydride exchange resin is also an effective reducing agent in the presence of metal catalysts, such as Ni(OAc)₂,¹²⁹⁹ and Bu₄NBH₄, is also effective.¹³⁰⁰ Other reducing agents¹³⁰¹ include zinc (with acid or base), SnCl₂, SmI₂-THF-HMPA,¹³⁰² and Et₃SiH in the presence of AlCl₃.¹³⁰³ Diethyl phosphonate-Et₃N,¹³⁰⁴ phosphorus tris(dimethylamide) (Me₂N)₃P,¹³⁰⁵ and organotin hydrides R_nSnH_{4-n}¹³⁰⁶ (chiefly Bu₃SnH) usually used in conjunction with a radical

¹²⁹²Jefford, C.W.; Kirkpatrick, D.; Delay, F. *J. Am. Chem. Soc.* **1972**, *94*, 8905; Krishnamurthy, S.; Brown, H.C. *J. Org. Chem.* **1982**, *47*, 276.

¹²⁹³Krishnamurthy, S.; Brown, H.C. *J. Org. Chem.* **1980**, *45*, 849; **1983**, *48*, 3085.

¹²⁹⁴Masamune, S.; Rossy, P.A.; Bates, G.S. *J. Am. Chem. Soc.* **1973**, *95*, 6452; Masamune, S.; Bates, G.S.; Georghiou, P.E. *J. Am. Chem. Soc.* **1974**, *96*, 3686.

¹²⁹⁵Bell, H.M.; Vanderslice, C.W.; Spehar, A. *J. Org. Chem.* **1969**, *34*, 3923; Hutchins, R.O.; Hoke, D.; Keogh, J.; Koharski, D. *Tetrahedron Lett.* **1969**, 3495; Vol'pin, M.E.; Dvolaitzky, M.; Levitin, I. *Bull. Soc. Chim. Fr.* **1970**, 1526; Hutchins, R.O.; Kandasamy, D.; Dux III, F.; Maryanoff, C.A.; Rotstein, D.; Goldsmith, B.; Burgoyne, W.; Cistone, F.; Dalessandro, J.; Puglis, J. *J. Org. Chem.* **1978**, *43*, 2259.

¹²⁹⁶Hutchins, R.O.; Bertsch, R.J.; Hoke, D. *J. Org. Chem.* **1971**, *36*, 1568.

¹²⁹⁷For the use of NaBH₄ under phase-transfer conditions, see Bergbreiter, D.E.; Blanton, J.R. *J. Org. Chem.* **1987**, *52*, 472.

¹²⁹⁸Inoue, K.; Sawada, A.; Shibata, I.; Baba, A. *J. Am. Chem. Soc.* **2002**, *124*, 906.

¹²⁹⁹Yoon, N.M.; Lee, H.J.; Ahn, J.H.; Choi, J. *J. Org. Chem.* **1994**, *59*, 4687.

¹³⁰⁰Narasimhan, S.; Swarnalakshmi, S.; Balakumar, R.; Velmathi, S. *Synth. Commun.* **1999**, *29*, 685.

¹³⁰¹For some other reducing agents, not mentioned here, see Akiba, K.; Shimizu, A.; Ohnari, H.; Ohkata, K. *Tetrahedron Lett.* **1985**, *26*, 3211; Kim, S.; Yi, K.Y. *Bull. Chem. Soc. Jpn.* **1985**, *58*, 789; Cole, S.J.; Kirwan, J.N.; Roberts, B.P.; Willis, C.R. *J. Chem. Soc. Perkin Trans. 1* **1991**, 103; Hudlický, M. *Reductions in Organic Chemistry*, Ellis Horwood, Chichester, **1984**, pp. 62–67, 181; Pinder, A.R. *Synthesis* **1980**, 425. For a list of reagents, see Larock, R.C. *Comprehensive Organic Transformations*, 2nd ed., Wiley-VCH, NY, **1999**, pp. 29–39.

¹³⁰²For discussions of mechanisms related to SmI₂ reduction of halides. Inanaga, J.; Ishikawa, M.; Yamaguchi, M. *Chem. Lett.* **1987**, 1485; Shabangi, M.; Kuhlman, M.L.; Flowers II, R.A. *Org. Lett.* **1999**, *1*, 2133. See also, Molander, G.A.; Hahn, G. *J. Org. Chem.* **1986**, *51*, 1135. See Ogawa, A.; Ohya, S.; Hirao, T. *Chem. Lett.* **1997**, 275 for reduction with SmI₂/hv.

¹³⁰³Doyle, M.P.; McOsker, C.C.; West, C.T. *J. Org. Chem.* **1976**, *41*, 1393; Parnes, Z.N.; Romanova, V.S.; Vol'pin, M.E. *J. Org. Chem. USSR* **1988**, *24*, 254.

¹³⁰⁴Hirao, T.; Kohno, S.; Ohshiro, Y.; Agawa, T. *Bull. Chem. Soc. Jpn.* **1983**, *56*, 1881.

¹³⁰⁵Downie, I.M.; Lee, J.B. *Tetrahedron Lett.* **1968**, 4951.

¹³⁰⁶Seyferth, D.; Yamazaki, H.; Alleston, D.L. *J. Org. Chem.* **1963**, *28*, 703. For a novel trialkyltin hydride, see Gastaldi, S.; Stein, D. *Tetrahedron Lett.* **2002**, *43*, 4309.

initiator, such as AIBN.¹³⁰⁷ Tributyltin hydride can be used in conjunction with transition-metal salts, such as InCl_3 .¹³⁰⁸ The organotin hydride $(\text{MeOCH}_2\text{-CH}_2\text{OCH}_2\text{CH}_2\text{CH}_2)_3\text{SnH}$ reduces alkyl halides and is water soluble, unlike Bu_3SnH .¹³⁰⁹ In a related area, silylated cyclohexadienes have been used with AIBN as radical-chain reducing reagents, effective for tertiary halides.¹³¹⁰ Other transition metal-based reducing agents include NiCl_2 ,¹³¹¹ $\text{Ni}(\text{OAc})_2/\text{Al}(\text{acac})_3/\text{NaH}$.¹³¹² Raney nickel in Z-propanol reduces primary iodides in the presence of a lactone moiety.¹³¹³ Aluminum amalgam efficiently reduced an iodohydrin to the alcohol.¹³¹⁴ A polymer-bound dialkyltin halide has been used in conjunction with NaBH_4 to reduce alkyl bromides.¹³¹⁵

Reduction, especially of bromides and iodides, can also be effected by catalytic hydrogenation,¹³¹⁶ and electrochemically.¹³¹⁷ Raney nickel by itself can reduce alkyl halides.¹³¹⁸ A good reducing agent for the removal of all halogen atoms in a polyhalo compound (including vinylic, allylic, geminal, and even bridgehead halogens) is lithium¹³¹⁹ or sodium¹³²⁰ and *t*-BuOH in THF. Propargylic halides can often be reduced with allylic rearrangement to give allenes.¹³²¹



The choice of a reducing agent usually depends on what other functional groups are present. Each reducing agent reduces certain groups and not others. This type of

¹³⁰⁷For reviews of organotin hydrides, see Neumann, W.P. *Synthesis* **1987**, 665; Kuivila, H.G. *Synthesis* **1970**, 499, *Acc. Chem. Res.* **1968**, *1*, 299. Tributyltin hydride also reduces vinyl halides in the presence of a palladium catalyst. See Uenishi, J.; Kawahama, R.; Shiga, Y.; Yonemitsu, O.; Tsuji, J. *Tetrahedron Lett.* **1996**, *37*, 6759.

¹³⁰⁸Inoue, K.; Sawada, A.; Shibata, I.; Baba, A. *Tetrahedron Lett.* **2001**, *42*, 4661; Hayashi, N.; Shibata, I.; Baba, A. *Org. Lett.* **2004**, *6*, 4981.

¹³⁰⁹Light, J.; Breslow, R. *Tetrahedron Lett.* **1990**, *31*, 2957.

¹³¹⁰Studer, A.; Amrein, S.; Schleth, F.; Schulte, T.; Walton, J.C. *J. Am. Chem. Soc.* **2003**, *125*, 5726.

¹³¹¹Alonso, F.; Radivoy, G.; Yus, M. *Tetrahedron* **1999**, *55*, 4441.

¹³¹²Massicot, F.; Schneider, R.; Fort, Y.; Illy-Cherry, S.; Tillement, O. *Tetrahedron* **2000**, *56*, 4765.

¹³¹³Mebane, R.C.; Grimes, K.D.; Jenkins, S.R.; Deardorff, J.D.; Gross, B.H. *Synth. Commun.* **2002**, *32*, 2049.

¹³¹⁴Wang, Y.-C.; Yan, T.-H. *Chem. Commun.* **2000**, 545.

¹³¹⁵Enholm, E.J.; Schulte II, J.P. *Org. Lett.* **1999**, *1*, 1275.

¹³¹⁶For a discussion, see Rylander, P.N. *Hydrogenation Methods*, Academic Press, NY, **1985**. See also, Kantam, M.L.; Rahman, A.; Bandyopadhyay, T.; Haritha, Y. *Synth. Commun.* **1999**, *29*, 691.

¹³¹⁷For reviews, see Fry, A.J. *Synthetic Organic Electrochemistry*, 2nd ed., Wiley, NY, **1989**, pp. 136–151; Feoktistov, L.G., in Baizer, M.M.; Lund, H. *Organic Electrochemistry*, Marcel Dekker, NY, **1983**, pp. 259–284.

¹³¹⁸For an example see Marquié, J.; Laporterie, A.; Dubac, J.; Roques, N. *Synlett* **2001**, 493.

¹³¹⁹For example, see Gassman, P.G.; Pape, P.G. *J. Org. Chem.* **1964**, *29*, 160; Fieser, L.F.; Sachs, D.H. *J. Org. Chem.* **1964**, *29*, 1113; Berkowitz, D.B. *Synthesis* **1990**, 649.

¹³²⁰For example, see Gassman, P.G.; Aue, D.H.; Patton, D.S. *J. Am. Chem. Soc.* **1968**, *90*, 7271; Gassman, P.G.; Marshall, J.L. *Org. Synth.* **V**, 424.

¹³²¹For examples, see Crandall, J.K.; Keyton, D.J.; Kohne, J. *J. Org. Chem.* **1968**, *33*, 3655; Claesson, A.; Olsson, L. *J. Am. Chem. Soc.* **1979**, *101*, 7302.

selectivity is called *chemoselectivity*. A chemoselective reagent is one that reacts with one functional group (e.g., halide), but not another (e.g., C=O). For example, there are several reagents that reduce only the halogen of α -halo ketones, leaving the carbonyl group intact.¹³²² Among them are polymer-supported triphenylphosphine,¹³²³ decaborane with 10% Pd/C,¹³²⁴ Bi in aq. THF¹³²⁵ or In metal in water,¹³²⁶ and *i*-Bu₂AlH–SnCl₂.¹³²⁷ In a similar chemoselective reaction, the halogen in α -haloimines has been reduced with SnCl₂/MeOH without reducing the C=N bond.¹³²⁸

Both NaBH₃CN–SnCl₂.¹³²⁹ and the *n*-butyllithium ate complex of B-*n*-butyl-9-BBN¹³³⁰ (see p. 1077) reduce tertiary alkyl, benzylic, and allylic halides, but do not react with primary or secondary alkyl or aryl halides. Another highly selective reagent, in this case for primary and secondary iodo and bromo groups, is sodium cyanoborohydride, NaBH₃CN, in HMPA.¹³³¹ Most of the reducing agents mentioned reduce chlorides, bromides, and iodides, but organotin hydrides also reduce fluorides.¹³³² See p. 1787 for a discussion of selectivity in reduction reactions.

Vinyl halides can be reduced to the corresponding alkene in some cases.¹³³³ As mentioned above, electrochemical reduction of aryl and vinyl halides is well known.¹³³⁴ When vinyl dibromides, such as RCH=CBr₂, are treated with (MeO)₂P(=O)H and triethylamine, for example, the product is the vinyl bromide RCH=HBr.¹³³⁵ Indium in ethanol accomplishes the same transformation.¹³³⁶ Similar reduction occurs when vinyl diiodides are treated with Zn–Cu in acetic acid.¹³³⁷

¹³²²For a review of reductive dehalogenation of polyhalo ketones, see Noyori, R.; Hayakawa, Y. *Org. React.* **1983**, 29, 163.

¹³²³Dhuru, S.P.; Padiya, K.J.; Salunkhe, M.M. *J. Chem. Res. (S)* **1998**, 56.

¹³²⁴Lee, S.H.; Jung, Y.J.; Cho, Y.J.; Yoon, C.-O.M.; Hwang, H.-J.; Yoon, C.M. *Synth. Commun.* **2001**, 31, 2251.

¹³²⁵Ren, P.-D.; Hin, Q.-H.; Yao, Z.-P. *Synth. Commun.* **1997**, 27, 2577.

¹³²⁶Park, L.; Keum, G.; Kang, S.B.; Kim, K.S.; Kim, Y. *J. Chem. Soc. Perkin Trans. 1* **2000**, 4462.

¹³²⁷Oriyama, T.; Mukaiyama, T. *Chem. Lett.* **1984**, 2069.

¹³²⁸Aelterman, W.; Eeckhaut, A.; De Kimpe, N. *Synlett* **2000**, 1283.

¹³²⁹Kim, S.; Ko, J.S. *Synth. Commun.* **1985**, 15, 603.

¹³³⁰Toi, H.; Yamamoto, Y.; Sonoda, A.; Murahashi, S. *Tetrahedron* **1981**, 37, 2261.

¹³³¹Hutchins, R.O.; Kandasamy, D.; Maryanoff, C.A.; Masilamani, D.; Maryanoff, B.E. *J. Org. Chem.* **1977**, 42, 82.

¹³³²Fluorides can also be reduced by a solution of K and dicyclohexano-18-crown-6 in toluene or diglyme: Ohsawa, T.; Takagaki, T.; Haneda, A.; Oishi, T. *Tetrahedron Lett.* **1981**, 22, 2583. See also, Brandänge, S.; Dahlman, O.; Ölund, J. *Acta Chem. Scand. Ser. B* **1983**, 37, 141.

¹³³³For a general discussion that includes reduction of vinyl halides with tin compounds, see Curran, D.P. *Synthesis* **1988**, 417, 489.

¹³³⁴Fry, A.; Mitnick, M.A.; Reed, R.G. *J. Org. Chem.* **1970**, 35, 1232; Bhuvanewari, N.; Venkatachalam, C.S.; Balasubramanian, K.K. *Tetrahedron Lett.* **1992**, 33, 1499; Urove, G.A.; Peters, D.G.; Mubarak, M.S. *J. Org. Chem.* **1992**, 57, 786; Miller, L.L.; Rienken, E. *J. Org. Chem.* **1969**, 34, 3359; Fry, A.J.; Mitnick, M.A. *J. Am. Chem. Soc.* **1969**, 91, 6207.

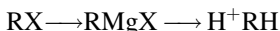
¹³³⁵Abbas, S.; Hayes, C.J.; Worden, S. *Tetrahedron Lett.* **2000**, 41, 3215.

¹³³⁶Ranu, B.C.; Samanta, S.; Guchhait, S.K. *J. Org. Chem.* **2001**, 66, 4102.

¹³³⁷Kdota, I.; Ueno, H.; Ohno, A.; Yamamoto, Y. *Tetraedron Lett.* **2003**, 44, 8645.

With LiAlH_4 and most other metallic hydrides, the mechanism usually consists of simple nucleophilic substitution with attack by hydride ion that may or may not be completely free. The mechanism is $\text{S}_{\text{N}}2$ rather than $\text{S}_{\text{N}}1$, since primary halides react better than secondary or tertiary (tertiary generally give alkenes or do not react at all) and since Walden inversion has been demonstrated. However, rearrangements found in the reduction of bicyclic tosylates with LiAlH_4 indicate that the $\text{S}_{\text{N}}1$ mechanism can take place.¹³³⁸ There is evidence that LiAlH_4 and other metal hydrides can also reduce halides by an SET mechanism,¹³³⁹ especially those, such as vinylic,¹³⁴⁰ cyclopropyl,¹³⁴¹ or bridgehead halides, that are resistant to nucleophilic substitution. Reduction of halides by NaBH_4 in 80% aqueous diglyme¹³⁴² and by BH_3 in nitromethane¹³⁴³ takes place by an $\text{S}_{\text{N}}1$ mechanism. It is known that NaBH_4 in sulfolane reduces tertiary halides possessing a β -hydrogen by an elimination-addition mechanism.¹³⁴⁴

The mechanism for reduction of alkyl halides is not always nucleophilic substitution. For example, reductions with organotin hydrides generally¹³⁴⁵ take place by free-radical mechanisms,¹³⁴⁶ as do those with $\text{Fe}(\text{CO})_5$. Alkyl halides, including fluorides and polyhalides, can be reduced with magnesium and a secondary or tertiary alcohol (most often 2-propanol).¹³⁴⁷ This is actually an example of the occurrence in one step of the sequence:



More often the process is carried out in two separate steps (**12-36** and **12-22**).

OS **I**, 357, 358, 548; **II**, 320, 393; **V**, 424; **VI**, 142, 376, 731; **VIII**, 82. See also, OS **VIII**, 583.

¹³³⁸Appleton, R.A.; Fairlie, J.C.; McCrindle, R. *Chem. Commun.* **1967**, 690; Kraus, W.; Chassin, C. *Tetrahedron Lett.* **1970**, 1443. See Omoto, M.; Kato, N.; Sogon, T.; Mori, A. *Tetrahedron Lett.* **2001**, 42, 939.

¹³³⁹Singh, P.R.; Khurana, J.M.; Nigam, A. *Tetrahedron Lett.* **1981**, 22, 2901; Srivastava, S.; le Noble, W.J. *Tetrahedron Lett.* **1984**, 25, 4871; Ashby, E.C.; Pham, T.N. *J. Org. Chem.* **1986**, 51, 3598; Hatem, J.; Meslem, J.M.; Waegell, B. *Tetrahedron Lett.* **1986**, 27, 3723; Ashby, E.C.; Deshpande, A.K. *J. Org. Chem.* **1994**, 59, 3798; Ashby, E.C.; Welder, C.; Doctorovich, F. *Tetrahedron Lett.* **1993**, 34, 7235. See, however, Hirabe, T.; Takagi, M.; Muraoka, K.; Nojima, M.; Kusabayashi, S. *J. Org. Chem.* **1985**, 50, 1797; Park, S.; Chung, S.; Newcomb, M. *J. Org. Chem.* **1987**, 52, 3275.

¹³⁴⁰Chung, S. *J. Org. Chem.* **1980**, 45, 3513.

¹³⁴¹McKinney, M.A.; Anderson, S.W.; Keyes, M.; Schmidt, R. *Tetrahedron Lett.* **1982**, 23, 3443; Hatem, J.; Waegell, B. *Tetrahedron* **1990**, 46, 2789.

¹³⁴²Bell, H.M.; Brown, H.C. *J. Am. Chem. Soc.* **1966**, 88, 1473.

¹³⁴³Matsumura, S.; Tokura, N. *Tetrahedron Lett.* **1969**, 363.

¹³⁴⁴Jacobus, J. *Chem. Commun.* **1970**, 338; Hutchins, R.O.; Bertsch, R.J.; Hoke, D. *J. Org. Chem.* **1971**, 36, 1568.

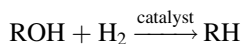
¹³⁴⁵For an exception, see Carey, F.A.; Tramper, H.S. *Tetrahedron Lett.* **1969**, 1645.

¹³⁴⁶Menapace, L.W.; Kuivila, H.G. *J. Am. Chem. Soc.* **1964**, 86, 3047; Tanner, D.D.; Singh, H.K. *J. Org. Chem.* **1986**, 51, 5182.

¹³⁴⁷Bryce-Smith, D.; Wakefield, B.J.; Blues, E.T. *Proc. Chem. Soc.* **1963**, 219.

19-54 Reduction of Alcohols¹³⁴⁸

Hydro-de-hydroxylation or Dehydroxylation



The hydroxyl groups of most alcohols can seldom be cleaved by catalytic hydrogenation and alcohols are often used as solvents for hydrogenation of other compounds. However, benzyl-type alcohols undergo the reaction readily and have often been reduced.¹³⁴⁹ Diaryl and triarylcarbinols are similarly easy to reduce and this has been accomplished with $\text{LiAlH}_4\text{—AlCl}_3$,¹³⁵⁰ with NaBH_4 in F_3CCOOH ,¹³⁵¹ and with iodine, water, and red phosphorus (OS I, 224). Other reagents have been used,¹³⁵² among them $\text{PPh}_3/\text{diethyl-azo-dicarboxylate}$ and arylsulfonyl hydrazine,¹³⁵³ PPh_3 and electrolysis,¹³⁵⁴ $\text{Me}_3\text{SiCl—MeI—MeCN}$,¹³⁵⁵ $\text{Me}_3\text{SiCl—NaI}$,¹³⁵⁶ $\text{Et}_3\text{SiH—BF}_3$,¹³⁵⁷ $\text{SmI}_2\text{—THF—HMPA}$,¹³⁵⁸ and tin and HCl. The reduction of secondary alcohols was accomplished using Ph_2SiClH and InCl_3 .¹³⁵⁹ 1,3-Diols are especially susceptible to hydrogenolysis. Tertiary alcohols can be reduced by catalytic hydrogenolysis when the catalyst is Raney nickel.¹³⁶⁰ Allylic alcohols (and ethers and acetates) can be reduced (often with accompanying allylic rearrangement) with Zn amalgam and HCl, as well as with certain other reagents.¹³⁶¹ α -Acetylenic alcohols are converted to alkynes by reduction of their cobalt carbonyl complexes with NaBH_4 and CF_3COOH .¹³⁶² Reagents that reduce the OH group

¹³⁴⁸For a review, see Müller, P., in Patai, S. *The Chemistry of Functional Groups, Supplement E*, pt. 1, Wiley, NY, **1980**, pp. 515–522.

¹³⁴⁹For reviews, see Rylander, P.N. *Hydrogenation Methods*, Academic Press, NY, **1985**, pp. 157–163, *Catalytic Hydrogenation over Platinum Metals*, Academic Press, NY, **1967**, pp. 449–468. For a review of the stereochemistry of hydrogenolysis, see Klabunovskii, E.I. *Russ. Chem. Rev.* **1966**, 35, 546.

¹³⁵⁰Blackwell, J.; Hickinbottom, W.J. *J. Chem. Soc.* **1961**, 1405; Avendaño, C.; de Diego, C.; Elguero, J. *Monatsh. Chem.* **1990**, 121, 649.

¹³⁵¹For a review, see Gribble, G.W.; Nutaitis, C.F. *Org. Prep. Proced. Int.* **1985**, 17, 317. Also see, Nutaitis, C.F.; Bernardo, J.E. *Synth. Commun.* **1990**, 20, 487.

¹³⁵²For a list of reagents, with references, see Larock, R.C. *Comprehensive Organic Transformations*, 2nd ed., Wiley-VCH, NY, **1999**, pp. 44–46.

¹³⁵³Myers, A.G.; Movassaghi, M.; Zheng, B. *J. Am. Chem. Soc.* **1997**, 119, 8572.

¹³⁵⁴Maeda, H.; Maki, T.; Eguchi, K.; Koide, T.; Ohmori, H. *Tetrahedron Lett.* **1994**, 35, 4129.

¹³⁵⁵Sakai, T.; Miyata, K.; Utaka, M.; Takeda, A. *Tetrahedron Lett.* **1987**, 28, 3817.

¹³⁵⁶Cain, G.A.; Holler, E.R. *Chem. Commun.* **2001**, 1168.

¹³⁵⁷Orfanopoulos, M.; Smonou, I. *Synth. Commun.* **1988**, 18, 833; Smonou, I.; Orfanopoulos, M. *Tetrahedron Lett.* **1988**, 29, 5793. See Wustrow, D.J.; Smith III, W.J.; Wise, L.D. *Tetrahedron Lett.* **1994**, 35, 61 for reduction with $\text{Et}_3\text{SiH/LiClO}_4$.

¹³⁵⁸Kusuda, K.; Inanaga, J.; Yamaguchi, M. *Tetrahedron Lett.* **1989**, 30, 2945.

¹³⁵⁹Yasuda, M.; Onishi, Y.; Ueba, M.; Miyai, T.; Baba, A. *J. Org. Chem.* **2001**, 66, 7741.

¹³⁶⁰Krafft, M.E.; Crooks III, W.J. *J. Org. Chem.* **1988**, 53, 432. For another catalyst, see Parnes, Z.N.; Shaapuni, D.Kh.; Kalinkin, M.I.; Kursanov, D.N. *Bull. Acad. Sci. USSR Div. Chem. Sci.* **1974**, 23, 1592.

¹³⁶¹For discussion, see Elphimoff-Felkin, I.; Sarda, P. *Org. Synth.* **VI**, 769; *Tetrahedron* **1977**, 33, 511. For another reagent, see Lee, J.; Alper, H. *Tetrahedron Lett.* **1990**, 31, 4101.

¹³⁶²Nicholas, K.M.; Siegel, J. *J. Am. Chem. Soc.* **1985**, 107, 4999.

of α -hydroxy ketones without affecting the C=O group include lithium diphenylphosphide, Ph_2PLi ,¹³⁶³ red phosphorus–iodine,¹³⁶⁴ and Me_3SiI .¹³⁶⁵

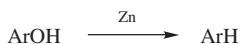
Alcohols can also be reduced indirectly by conversion to a sulfonate and reduction of that compound (**19-57**). The two reactions can be carried out without isolation of the sulfonate if the alcohol is treated with pyridine– SO_3 in THF, and LiAlH_4 then added.¹³⁶⁶ Another indirect reduction that can be done in one step involves treatment of the alcohol (primary, secondary, or benzylic) with NaI, Zn, and Me_3SiCl .¹³⁶⁷ In this case, the alcohol is first converted to the iodide, which is reduced. For other indirect reductions of OH, see **19-59**.

The mechanisms of most alcohol reductions are obscure.¹³⁶⁸ Hydrogenolysis of benzyl alcohols can give inversion or retention of configuration, depending on the catalyst.¹³⁶⁹ The mechanism of electroreduction of allylic alcohols in acidic aqueous media has been examined.¹³⁷⁰

Note that tertiary benzylic alcohols are cleaved to give the aromatic compound $[\text{ArC}(\text{OH})\text{Ar}'_2 \rightarrow \text{Ar-H}]$ by heating with cesium carbonate and $\text{Pd}(\text{OAc})_2$.¹³⁷¹
OS I, 224; IV, 25, 218, 482; V, 339; VI, 769.

19-55 Reduction of Phenolic and Other Hydroxyaryl Compounds

Hydro-de-hydroxylation or Dehydroxylation, etc.



Oxygenated compounds, such as phenols, phenolic esters, and ethers, can be reduced.¹³⁷² Phenols can be reduced by distillation over zinc dust or with HI and red phosphorus, but these methods are quite poor and are seldom feasible. Catalytic hydrogenation has also been used, but the corresponding cyclohexanol (see **15-13**) is a side product.¹³⁷³

¹³⁶³Leone-Bay, A. *J. Org. Chem.* **1986**, *51*, 2378.

¹³⁶⁴Ho, T.L.; Wong, C.M. *Synthesis* **1975**, 161.

¹³⁶⁵Ho, T.L. *Synth. Commun.* **1979**, *9*, 665.

¹³⁶⁶Corey, E.J.; Achiwa, K. *J. Org. Chem.* **1969**, *34*, 3667.

¹³⁶⁷Morita, T.; Okamoto, Y.; Sakurai, H. *Synthesis* **1981**, 32.

¹³⁶⁸For discussions of the mechanisms of the hydrogenolysis of benzyl alcohols, see Khan, A.M.; McQuillin, F.J.; Jardine, I. *Tetrahedron Lett.* **1966**, 2649; *J. Chem. Soc. C* **1967**, 136; Garbisch, Jr., E.W.; Schreuder, L.; Frankel, J.J. *J. Am. Chem. Soc.* **1967**, *89*, 4233; Mitsui, S.; Imaizumi, S.; Esashi, Y. *Bull. Chem. Soc. Jpn.* **1970**, *43*, 2143.

¹³⁶⁹Mitsui, S.; Kudo, Y.; Kobayashi, M. *Tetrahedron* **1969**, *25*, 1921; Mitsui, S.; Imaizumi, S.; Esashi, Y. *Bull. Chem. Soc. Jpn.* **1970**, *43*, 2143.


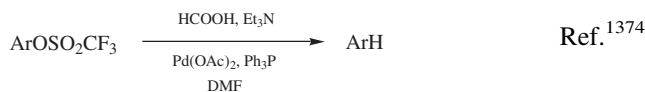
¹³⁷⁰Shukun, H.; Yougun, S.; Jindong, Z.; Jian, S. *J. Org. Chem.* **2001**, *66*, 4487.

¹³⁷¹Terao, Y.; Nomoto, M.; Satoh, T.; Miura, M.; Nomura, M. *J. Org. Chem.* **2004**, *69*, 6942.

¹³⁷²For a list of reagents, with references, see Larock, R.C. *Comprehensive Organic Transformations*, 2nd ed., Wiley-VCH, NY, **1999**, pp. 44–52ff.

¹³⁷³Shuikin, N.I.; Erivanskaya, L.A. *Russ. Chem. Rev.* **1960**, *29*, 309, see pp. 313–315. See also, Bagnell, L.J.; Jeffery, E.A. *Aust. J. Chem.* **1981**, *34*, 697.

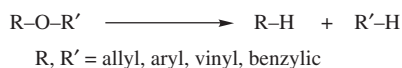
Much better results have been obtained by conversion of phenols to certain esters or ethers and reduction of the latter:



OS VI, 150. See also, OS VII, 476.

19-56 Replacement of Alkoxy by Hydrogen

Hydro-de-alkoxylation or Dealkoxylation



Simple ethers are not normally cleaved by reducing agents, although such cleavage has sometimes been reported¹³⁷⁷ (e.g., THF treated with $\text{LiAlH}_4\text{-AlCl}_3$ ¹³⁷⁸ or with a mixture of $\text{LiAlH}(\text{O}-t\text{-Bu})_3$ and Et_3B ¹³⁷⁹ gave 1-butanol; the latter reagent also cleaves methyl alkyl ethers).¹³⁸⁰ Certain types of ethers can be cleaved quite well by reducing agents.¹³⁸¹ Among these are allyl aryl,¹³⁸² vinyl aryl,¹³⁸³ benzylic ethers,^{1349,1384} and anisole¹³⁸⁵ (for epoxides, see **19-35**). 7-Oxobicyclo[2.2.1]heptanes

¹³⁷⁴Cacchi, S.; Ciattini, P.G.; Morera, E.; Ortar, G. *Tetrahedron Lett.* **1986**, 27, 5541. See also, Peterson, G.A.; Kung, F.; McCallum, J.S.; Wulff, W.D. *Tetrahedron Lett.* **1987**, 28, 1381; Chen, Q.; He, Y. *Synthesis* **1988**, 896; Cabri, W.; De Bernardinis, S.; Francalanci, F.; Penco, S. *J. Org. Chem.* **1990**, 55, 350.

¹³⁷⁵Wang, F.; Chiba, K.; Tada, M. *J. Chem. Soc. Perkin Trans. 1* **1992**, 1897.

¹³⁷⁶Welch, S.C.; Walters, M.E. *J. Org. Chem.* **1978**, 43, 4797. See also, Rossi, R.A.; Bunnett, J.F. *J. Org. Chem.* **1973**, 38, 2314.

¹³⁷⁷Ranu, B.C.; Bhar, S. *Org. Prep. Proceed. Int.* **1996**, 28, 371.

¹³⁷⁸Bailey, W.J.; Marktscheffel, F. *J. Org. Chem.* **1960**, 25, 1797.

¹³⁷⁹Krishnamurthy, S.; Brown, H.C. *J. Org. Chem.* **1979**, 44, 3678.

¹³⁸⁰For a review of ether reduction, see Müller, P., in Patai, S. *The Chemistry of Functional Groups, Supplement E*, pt. 1, Wiley, NY, **1980**, pp. 522–528.

¹³⁸¹For a list of reagents, with references, see Larock, R.C. *Comprehensive Organic Transformations*, 2nd ed., Wiley-VCH, NY, **1999**, pp. 1013–1019.

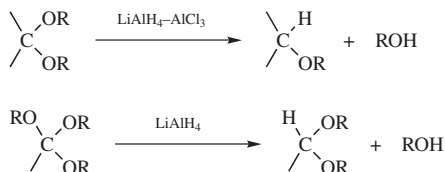
¹³⁸²Tankuchi, T.; Ogasawara, K. *Angew. Chem. Int. Ed.* **1998**, 37, 1136; Rao, G.V.; Reddy, D.S.; Mohan, G.H.; Iyengar, D.S. *Synth. Commun.* **2000**, 30, 3565.

¹³⁸³Tweedie, V.L.; Barron, B.G. *J. Org. Chem.* **1960**, 25, 2023. See also, Hutchins, R.O.; Learn, K. *J. Org. Chem.* **1982**, 47, 4380.

¹³⁸⁴Bouzide, A.; Sauv e, G. *Synlett* **1997**, 1153; Thomas, R.M.; Mohan, G.H.; Iyengar, D.S. *Tetrahedron Lett.* **1997**, 38, 4721; Shi, L.; Xia, W.J.; Zhang, F.M.; Tu, Y.Q. *Synlett* **2002**, 1505. See also Olivero, S.; Du nach, E. *Tetrahedron Lett.* **1997**, 38, 6193.

¹³⁸⁵Majetich, G.; Zhang, Y.; Wheless, K. *Tetrahedron Lett.* **1994**, 35, 8727.

can be reductively cleaved with DIBAL and nickel catalysts.¹³⁸⁶ α -Methoxy ketones are demethoxylated ($\text{O}=\text{C}-\text{COMe} \rightarrow \text{O}=\text{C}-\text{CH}$) with SmI_2 .¹³⁸⁷



Acetals and ketals are resistant to LiAlH_4 and similar hydrides, and carbonyl groups are often converted to acetals or ketals for protection (**16-5**). However, a combination of LiAlH_4 and AlCl_3 ¹³⁸⁸ does reduce acetals and ketals, removing one group, as shown above.¹³⁸⁹ The actual reducing agents in this case are primarily chloroaluminum hydride (AlH_2Cl) and dichloroaluminum hydride (AlHCl_2), which are formed from the reagents.¹³⁹⁰ This conversion can also be accomplished with DIBALH,¹³⁹¹ as well as with other reagents.¹³⁹² Ortho esters are easily reduced to acetals by LiAlH_4 alone, offering a route to aldehydes, which are easily prepared by hydrolysis of the acetals (**10-6**). Mixed ketals [$\text{R}(\text{OMe})\text{OR}'$] can be demethoxylated (to give RHOR') with $\text{Bn}_3\text{SnCl}/\text{NaCHBH}_3$ in the presence of AIBN.¹³⁹³

OS III, 693; IV, 798; V, 303. Also see, OS III, 742; VII, 386.

19-57 Reduction of Tosylates and Similar Compounds

Hydro-de-sulfonyloxy-substitution



Tosylates and other sulfonates can be reduced¹³⁹⁴ with LiAlH_4 ,¹³⁹⁵ with NaBH_4 in a dipolar aprotic solvent,¹³⁹⁶ with LiEt_3BH , with *i*- Bu_2AlH (DIBALH),¹³⁹⁷ or with $\text{Bu}_3\text{SnH}-\text{NaI}$.¹³⁹⁸ The scope of the reaction seems to be similar to that of **19-53**.

¹³⁸⁶Lautens, M.; Chiu, P.; Ma, S.; Rovis, T. *J. Am. Chem. Soc.* **1995**, *117*, 532.

¹³⁸⁷Mikami, K.; Yamaoka, M.; Yoshida, A. *Synlett* **1998**, 607.

¹³⁸⁸For a review of reductions by metal hydride–Lewis acid combinations, see Rerick, M.N., in Augustine, R.L. *Reduction*, Marcel Dekker, NY, **1968**, pp. 1–94.

¹³⁸⁹Eliel, E.L.; Badding, V.G.; Rerick, M.N. *J. Am. Chem. Soc.* **1962**, *84*, 2371.

¹³⁹⁰Ashby, E.C.; Prather, J. *J. Am. Chem. Soc.* **1966**, *88*, 729; Diner, U.E.; Davis, H.A.; Brown, R.K. *Can. J. Chem.* **1967**, *45*, 207.

¹³⁹¹See, for example, Zakharkin, L.I.; Khorlina, I.M. *Bull. Acad. Sci. USSR Div. Chem. Sci.* **1959**, 2156; Takano, S.; Akiyama, M.; Sato, S.; Ogasawara, K. *Chem. Lett.* **1983**, 1593.

¹³⁹²For other reagents that accomplish this conversion, see Kotsuki, H.; Ushio, Y.; Yoshimura, N.; Ochi, M. *J. Org. Chem.* **1987**, *52*, 2594; Hojo, M.; Ushioda, N.; Hosomi, A. *Tetrahedron Lett.* **2004**, *45*, 4499; Larock, R.C. *Comprehensive Organic Transformations*, 2nd ed., Wiley-VCH, NY, **1999**, pp. 931–942.

¹³⁹³Srikrishna, A.; Viswanjanani, R. *Synlett* **1995**, 95.

¹³⁹⁴For a list of substrate types and reagents, with references, see Larock, R.C. *Comprehensive Organic Transformations*, 2nd ed., Wiley-VCH, NY, **1999**, pp. 46–52.

¹³⁹⁵For examples, see Dimitriadis, E.; Massy-Westropp, R.A. *Aust. J. Chem.* **1982**, *35*, 1895; Goodenough, K.M.; Moran, W.J.; Raubo, P.; Harrity, J.P.A. *J. Org. Chem.* **2005**, *70*, 207.

¹³⁹⁶Hutchins, R.O.; Hoke, D.; Keogh, J.; Koharski, D. *Tetrahedron Lett.* **1969**, 3495.

¹³⁹⁷Janssen, C.G.M.; Hendriks, A.H.M.; Godefroi, E.F. *Recl. Trav. Chim. Pays-Bas* **1984**, *103*, 220.

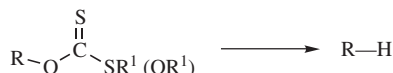
¹³⁹⁸Ueno, Y.; Tanaka, C.; Okawara, M. *Chem. Lett.* **1983**, 795.

When the reagent is LiAlH_4 , alkyl tosylates are reduced more rapidly than iodides or bromides if the solvent is Et_2O , but the order is reversed in diglyme.¹³⁹⁹ The reactivity difference is great enough so that a tosylate function can be reduced in the presence of a halide and vice versa. Tertiary allylcyclopropyl tosylates have been reduced with BuZnCl and a palladium catalyst.¹⁴⁰⁰

OS VI, 376, 762; VIII, 126. See also, OS VII, 66.

19-58 Hydrogenolysis of esters (Barton–McCombie Reaction)

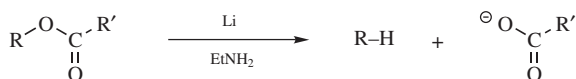
Hydro-de-thioacetoxylation



Alcohols can readily be converted to carbonate and thiocarbonate derivatives. Under radical conditions,¹⁴⁰¹ using *azobis-isobutyronitrile* (AIBN, p. 935) and Bu_3SnH , the carbonate or thiocarbonate unit is reduced and replaced with hydrogen. The overall process is reduction of the ROH unit to RH. This is called the *Barton–McCombie reaction*.¹⁴⁰² When R is cyclododecane (OCSOR), for example, this reduction yields the parent cyclododecane in 76% yield.¹⁴⁰³ When R = cyclododecane (OCSSMe), treatment with $\text{Bu}_3\text{P}=\text{O}$ and AIBN, gives the alkane in 94% yield.¹⁴⁰⁴ Both $\text{PhSiH}_3/\text{AIBN}$ ¹⁴⁰⁵ and $\text{PhSiH}_2-\text{BEt}_3\cdot\text{O}_2$ can be used.¹⁴⁰⁶ This reaction can be catalytic in Bu_3SnH .¹⁴⁰⁷ Variations include reduction of ROCSNPh derivatives using $\text{Ph}_3\text{SiH}/\text{BEt}_3$.¹⁴⁰⁸

19-59 Reductive Cleavage of Carboxylic Esters

Hydro-de-acyloxylation or Deacyloxylation



¹³⁹⁹Krishnamurthy, S. *J. Org. Chem.* **1980**, *45*, 2550.

¹⁴⁰⁰Ollivier, J.; Piras, P.P.; Stolle, A.; Aufranc, P.; de Meijere, A.; Saläin, J. *Tetrahedron Lett.* **1992**, *33*, 3307.

¹⁴⁰¹Barton, D.H.R.; Jaszberenyi, J.Cs.; Tang, D. *Tetrahedron Lett.* **1993**, *34*, 3381.

¹⁴⁰²Barton, D.H.R.; McCombie, S.W. *J. Chem. Soc. Perkin Trans. 1* **1975**, 1574; Robins, M.J.; Wilson, J.S.; Hansske, F. *J. Am. Chem. Soc.* **1983**, *105*, 4059.

¹⁴⁰³Jang, D.O.; Cho, D.H.; Kim, J. *Synth. Commun.* **1998**, *28*, 3559. Also see Gimisis, T.; Ballestri, M.; Ferreri, C.; Chatgialiloglu, C.; Boukherroub, R.; Manuel, G. *Tetrahedron Lett.* **1995**, *36*, 3897; Crimmins, M.T.; Dudek, C.M.; Cheung, A.W-H. *Tetrahedron Lett.* **1992**, *33*, 181.

¹⁴⁰⁴Jang, D.O.; Cho, D.H.; Barton, D.H.R. *Synlett* **1998**, 39; Barton, D.H.R.; Parekh, S.I.; Tse, C.-L. *Tetrahedron Lett.* **1993**, *34*, 2733.

¹⁴⁰⁵Barton, D.H.R.; Jang, D.O.; Jaszberenyi, J.Cs. *Tetrahedron* **1993**, *49*, 2793.

¹⁴⁰⁶Barton, D.H.R.; Jang, D.O.; Jaszberenyi, J.Cs. *Tetrahedron* **1993**, *49*, 7193.

¹⁴⁰⁷Lopez, R.M.; Hays, D.S.; Fu, G.C. *J. Am. Chem. Soc.* **1997**, *119*, 6949.

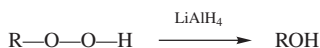
¹⁴⁰⁸Oba, M.; Nishiyama, K. *Tetrahedron* **1994**, *50*, 10193.

The alkyl group R of certain carboxylic esters can be reduced to RH^{1409} by treatment with lithium in ethylamine.¹⁴¹⁰ The reaction is successful when R is a tertiary or a sterically hindered secondary alkyl group. A free-radical mechanism is likely.¹⁴¹¹ Similar reduction, also by a free-radical mechanism, has been reported with sodium in HMPA-*t*-BuOH.¹⁴¹² In the latter case, tertiary R groups give high yields of RH, but primary and secondary R are converted to a mixture of RH and ROH. Both of these methods provide an indirect method of accomplishing **19-54** for tertiary R.¹⁴¹³ The same thing can be done for primary and secondary R by treating alkyl chloroformates, ROCOCl , with tri-*n*-propylsilane in the presence of *tert*-butylperoxide¹⁴¹⁴ and by treating thiono ethers ROC(=S)W (where W can be OAr or other groups) with $\text{Ph}_2\text{SiH}_2^{1415}$ or $\text{Ph}_3\text{SiH}^{1416}$ and a free-radical initiator. Allylic acetates can be reduced with NaBH_4 and a palladium complex,¹⁴¹⁷ and with $\text{SmI}_2\text{Pd(0)}$.¹⁴¹⁸ The last reagent converts propargylic acetates to allenes $\text{R}^1\text{C}=\text{C}=\text{CR}^2\text{R}^3\text{OAc} \rightarrow \text{R}^1\text{CH}=\text{C}=\text{CR}^2\text{R}^3$.¹⁴¹⁸ For other carboxylic ester reductions, see **19-62**, **19-38**, and **19-65**.

Note that acid chlorides can be reduced ($\text{R-COCl} \rightarrow \text{R-H}$) using $(\text{Me}_3\text{Si})_3\text{SiH/AIBN}$.¹⁴¹⁹

OS VII, 139.

19-60 Reduction of Hydroperoxides and Peroxides



Hydroperoxides can be reduced to alcohols with LiAlH_4 or $\text{Ph}_3\text{P}^{1420}$ or by catalytic hydrogenation. This functional group is very susceptible to catalytic

¹⁴⁰⁹For a review of some of the reactions in this section and some others, see Hartwig, W. *Tetrahedron* **1983**, 39, 2609.

¹⁴¹⁰Barrett, A.G.M.; Godfrey, C.R.A.; Hollinshead, D.M.; Prokopiou, P.A.; Barton, D.H.R.; Boar, R.B.; Joukhadar, L.; McGhie, J.F.; Misra, S.C. *J. Chem. Soc. Perkin Trans. 1* **1981**, 1501. See Garst, M.E.; Dolby, L.J.; Esfandiari, S.; Fedoruk, N.A.; Chamberlain, N.C.; Avey, A.A. *J. Org. Chem.* **2000**, 65, 7098.

¹⁴¹¹Barrett, A.G.M.; Prokopiou, P.A.; Barton, D.H.R.; Boar, R.B.; McGhie, J.F. *J. Chem. Soc. Chem. Commun.* **1979**, 1173.

¹⁴¹²Deshayes, H.; Pete, J. *Can. J. Chem.* **1984**, 62, 2063.

¹⁴¹³Also see Barton, D.H.R.; Crich, D. *J. Chem. Soc. Perkin Trans. 1* **1986**, 1603.

¹⁴¹⁴Jackson, R.A.; Malek, F. *J. Chem. Soc. Perkin Trans. 1* **1980**, 1207.

¹⁴¹⁵See Barton, D.H.R.; Jang, D.O.; Jaszberenyi, J.C. *Tetrahedron Lett.* **1990**, 31, 4681, and references cited therein. For similar methods, see Nozaki, K.; Oshima, K.; Utimoto, K. *Bull. Chem. Soc. Jpn.* **1990**, 63, 2578; Kirwan, J.N.; Roberts, B.P.; Willis, C.R. *Tetrahedron Lett.* **1990**, 31, 5093.

¹⁴¹⁶Oba, M.; Nishiyama, K. *Synthesis* **1994**, 624.

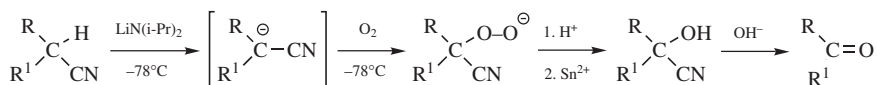
¹⁴¹⁷Hutchins, R.O.; Learn, K.; Fulton, R.P. *Tetrahedron Lett.* **1980**, 21, 27. See also Ipaktschi, J. *Chem. Ber.* **1984**, 117, 3320.

¹⁴¹⁸Tabuchi, T.; Inanaga, J.; Yamaguchi, M. *Tetrahedron Lett.* **1986**, 27, 601, 5237. See also, Kusuda, K.; Inanaga, J.; Yamaguchi, M. *Tetrahedron Lett.* **1989**, 30, 2945.

¹⁴¹⁹Ballestri, M.; Chatgililoglu, C.; Cardi, N.; Sommazzi, A. *Tetrahedron Lett.* **1992**, 33, 1787.

¹⁴²⁰For a review, see Rowley, A.G., in Cadogan, J.I.G. *Organophosphorus Reagents in Organic Synthesis*, Academic Press, NY, **1979**, pp. 318-320.

hydrogenation, as shown by the fact that a double bond may be present in the same molecule without being reduced.¹⁴²¹



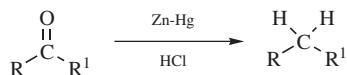
The reaction is an important step in a method for the oxidative decyanation of nitriles containing an α hydrogen.¹⁴²² The nitrile is first converted to the α -hydroperoxy nitrile by treatment with base at -78°C followed by O_2 . The hydroperoxy nitrile is then reduced to the cyanohydrin, which is cleaved (the reverse of **16-52**) to the corresponding ketone. The method is not successful for the preparation of aldehydes ($\text{R}' = \text{H}$).

Peroxides are cleaved to 2 equivalents of alcohols by LiAlH_4 , Mg/MeOH ,¹⁴²³ or by catalytic hydrogenation. Peroxides can be reduced to ethers with $\text{P}(\text{OEt})_3$.¹⁴²⁴ In a similar reaction, disulfides (RSSR') can be converted to sulfides RSR' by treatment with tris(diethylamino)phosphine, $(\text{Et}_2\text{N})_3\text{P}$.¹⁴²⁵

OS VI, 130.

19-61 Reduction of Carbonyl to Methylene in Aldehydes and Ketones

Dihydro-de-oxo-bisubstitution



There are various ways of reducing the $\text{C}=\text{O}$ group of aldehydes and ketones to CH_2 .¹⁴²⁶ The two oldest, but still very popular, methods are the *Clemmensen reduction*¹⁴²⁷ and the *Wolff-Kishner reduction*. The Clemmensen reduction consists of heating the aldehyde or ketone with zinc amalgam and aq. HCl .¹⁴²⁸ Ketones are reduced more often than aldehydes. In the Wolff-Kishner reduction,¹⁴²⁹ the aldehyde or ketone is heated with hydrazine hydrate and a base (usually NaOH

¹⁴²¹Rebeller, M.; Clément, G. *Bull. Soc. Chim. Fr.* **1964**, 1302.

¹⁴²²Freerksen, R.W.; Selikson, S.J.; Wroble, R.R.; Kyler, K.S.; Watt, D.S. *J. Org. Chem.* **1983**, *48*, 4087. This paper also reports several other methods for achieving this conversion.

¹⁴²³Dai, P.; Dussault, P.H.; Trullinger, T.K. *J. Org. Chem.* **2004**, *69*, 2851.

¹⁴²⁴Horner, L.; Jurgeleit, W. *Liebigs Ann. Chem.* **1955**, *591*, 138. See also, Rowley, A.G., in Cadogan, J.I.G. *Organophosphorus Reagents in Organic Synthesis*, Academic Press, NY, **1979**, pp. 320–322.

¹⁴²⁵Harpp, D.N.; Gleason, J.G. *J. Am. Chem. Soc.* **1971**, *93*, 2437. For another method, see Comasseto, J.V.; Lang, E.S.; Ferreira, J.T.B.; Simonelli, F.; Correi, V.R. *J. Organomet. Chem.* **1987**, *334*, 329.

¹⁴²⁶For a review, see Reusch, W. in Augustine, R.L. *Reduction*, Marcel Dekker, NY, **1968**, pp. 171–211.

¹⁴²⁷Fragmentation reactions sometimes accompany Clemmensen reduction. See Bailey, K.E.; Davis, B.R. *Aust. J. Chem.* **1995**, *48*, 1827. Also see Rosnati, V. *Tetrahedron Lett.* **1992**, *33*, 4791.

¹⁴²⁸For a review, see Vedejs, E. *Org. React.* **1975**, *22*, 401. For a discussion of experimental conditions, see Fieser, L.F.; Fieser, M. *Reagents for Organic Synthesis*, Vol. 1, Wiley, NY, **1967**, pp. 1287–1289.

¹⁴²⁹For a review, see Todd, D. *Org. React.* **1948**, *4*, 378.

or KOH). The *Huang–Minlon modification*¹⁴³⁰ of the Wolff–Kishner reaction, in which the reaction is carried out in refluxing diethylene glycol, has completely replaced the original procedure. A microwave-assisted Huang–Minlon procedure has been reported.¹⁴³¹ The reaction can also be carried out under more moderate conditions (room temperature) in DMSO with potassium *tert*-butoxide as base.¹⁴³² A new modification of the reduction treats a ketone with hydrazine in toluene with microwave irradiation, and subsequent reaction with KOH with microwave irradiation completes the Wolff–Kishner reduction.¹⁴³³ The Wolff–Kishner reaction can also be applied to the semicarbazones of aldehydes or ketones. The Clemmensen reduction is usually easier to perform, but it fails for acid-sensitive and high-molecular-weight substrates. For these cases, the Wolff–Kishner reduction is quite useful. For high-molecular-weight substrates, a modified Clemmensen reduction, using activated zinc and gaseous HCl in an organic solvent, such as ether or acetic anhydride, has proved successful.¹⁴³⁴ The Clemmensen and Wolff–Kishner reactions are complementary, since the former uses acidic and the latter basic conditions.

Both methods are fairly specific for aldehydes and ketones and can be carried out with many other functional groups present. However, certain types of aldehydes and ketones do not give normal reduction products. Under Clemmensen conditions,¹⁴³⁵ α -hydroxy ketones give either ketones (hydrogenolysis of the OH, **19-54**) or alkenes, and 1,3-diones usually undergo rearrangement (e.g., $\text{MeCOCH}_2\text{-COMe} \rightarrow \text{MeCOCHMe}_2$).¹⁴³⁶ Neither method is suitable for α,β -unsaturated ketones. These give pyrazolines¹⁴³⁷ under Wolff–Kishner conditions, while under Clemmensen conditions both groups of these molecules may be reduced or if only one group is reduced, it is the C=C bond.¹⁴³⁸ Sterically hindered ketones are resistant to both the Clemmensen and Huang–Minlon procedures, but can be reduced by vigorous treatment with anhydrous hydrazine.¹⁴³⁹ In the Clemmensen reduction, pinacols (**19-76**) are often side products.

Other reagents have also been used to reduce the C=O of aldehydes and ketones to CH_2 .¹⁴⁴⁰ Among these are Me_3SiCl followed by $\text{Et}_3\text{SiH/TiCl}_4$,¹⁴⁴¹ Ni(OAc)_2 on borohydride exchange resin,¹⁴⁴² Et_3SiH on pyridinium poly(hydrogen fluoride),

¹⁴³⁰Huang–Minlon *J. Am. Chem. Soc.* **1946**, *68*, 2487; **1949**, *71*, 3301.

¹⁴³¹Jaisankar, P.; Pal, B.; Giri, V.S. *Synth. Commun.* **2002**, *32*, 2569.

¹⁴³²Cram, D.J.; Sahyun, M.R.V.; Knox, G.R. *J. Am. Chem. Soc.* **1962**, *84*, 1734.

¹⁴³³Gadhwal, S.; Baruah, M.; Sandhu, J.S. *Synlett* **1999**, 1573.

¹⁴³⁴Toda, M.; Hayashi, M.; Hirata, Y.; Yamamura, S. *Bull. Chem. Soc. Jpn.* **1972**, *45*, 264.

¹⁴³⁵For a review of Clemmensen reduction of diketones and unsaturated ketones, see Buchanan, J.G.S.; Woodgate, P.D. *Q. Rev. Chem. Soc.* **1969**, *23*, 522.

¹⁴³⁶Cusack, N.J.; Davis, B.R. *J. Org. Chem.* **1965**, *30*, 2062; Wenkert, E.; Kariv, E. *Chem. Commun.* **1965**, 570; Galton, S.A.; Kalafer, M.; Beringer, F.M. *J. Org. Chem.* **1970**, *35*, 1.

¹⁴³⁷Pyrazolines can be converted to cyclopropanes; see **17-34**.

¹⁴³⁸See, however, Banerjee, A.K.; Álvarez, J.; Santana, M.; Carrasco, M.C. *Tetrahedron* **1986**, *42*, 6615.

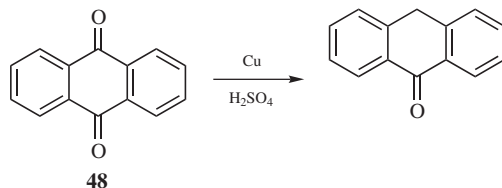
¹⁴³⁹Barton, D.H.R.; Ives, D.A.J.; Thomas, B.R. *J. Chem. Soc.* **1955**, 2056.

¹⁴⁴⁰For a list, with references, see Larock, R.C. *Comprehensive Organic Transformations*, 2nd ed., Wiley-VCH, NY, **1999**, pp. 61–66.

¹⁴⁴¹Yato, M.; Homma, K.; Ishida, A. *Heterocycles* **1995**, *41*, 17.

¹⁴⁴²Bandgar, B.P.; Nikat, S.M.; Wadgaonkar, P.P. *Synth. Commun.* **1995**, *25*, 863.

[PPHF],¹⁴⁴³ and, for aryl ketones (ArCOR and ArCOAr), $\text{NaBH}_4\text{-F}_3\text{CCOOH}$,¹⁴⁴⁴ $\text{NaBH}_4\text{-AlCl}_3$,¹⁴⁴⁵ NaBH_3CN in THF-aq. HCl,¹⁴⁴⁶ Ni-Al in H_2O ,¹⁴⁴⁷ $\text{HCOO-NH}_4\text{-Pd-C}$,¹⁴⁴⁸ $\text{H}_3\text{PO}_2/\text{AcOH}$ and an I_2 catalyst,¹⁴⁴⁹ or trialkylsilanes in F_3CCOOH .¹⁴⁵⁰ Silanes, such as Et_3SiH and a triarylborane catalyst, reduce aliphatic aldehydes to the alkane, $-\text{CHO} \rightarrow -\text{CH}_3$.¹⁴⁵¹ Chlorosilanes, such as Me_2SiClH , with an InCl_3 catalyst reduced ketones to the methylene compound.¹⁴⁵² Polymethylhydroxysiloxane and a triarylborane catalyst deoxygenates ketones.¹⁴⁵³ Most of these reagents also reduce aryl aldehydes (ArCHO) to methylbenzenes (ArCH₃).¹⁴⁵⁴ Aliphatic aldehydes (RCHO) can be reduced to RCH₃ with titanocene dichloride, $(\text{C}_5\text{H}_5)_2\text{TiCl}_2$.¹⁴⁵⁵ One carbonyl group of 1,2-diketones can be selectively reduced by H_2S with an amine catalyst¹⁴⁵⁶ or by HI in refluxing acetic acid.¹⁴⁵⁷ One carbonyl group of quinones, such as **48**, can be reduced with copper and sulfuric acid or with tin and HCl.¹⁴⁵⁸ One carbonyl group of 1,3-diketones was selectively reduced by catalytic hydrogenolysis.¹⁴⁵⁹ Catalytic hydrogenation at 170°C with Pt/K10 removes oxygen from the molecule.¹⁴⁶⁰ Simply heating a ketone in supercritical Z-propanol reduces the ketone to the methylene compound.¹⁴⁶¹



¹⁴⁴³Olah, G.A.; Wang, Q.; Prakash, G.K.S. *Synlett* **1992**, 647.

¹⁴⁴⁴Gribble, G.W.; Nutaitis, C.F. *Org. Prep. Proced. Int.* **1985**, 17, 317.

¹⁴⁴⁵Ono, A.; Suzuki, N.; Kamimura, J. *Synthesis* **1987**, 736.

¹⁴⁴⁶Pashkovsky, F.S.; Lokot, I.P.; Lakhvich, F.A. *Synlett* **2001**, 1391.

¹⁴⁴⁷Ishimoto, K.; Mitoma, Y.; Negashima, S.; Tashiro, H.; Prakash, G.K.S.; Olah, G.A.; Tahshiro, M. *Chem. Commun.* **2003**, 514.

¹⁴⁴⁸Ram, S.; Spicer, L.D. *Tetrahedron Lett.* **1988**, 29, 3741.

¹⁴⁴⁹Hicks, L.D.; Han, J.K.; Fry, A.J. *Tetrahedron Lett.* **2000**, 41, 7817; Gordon, P.E.; Fry, A.J. *Tetrahedron Lett.* **2001**, 42, 831.

¹⁴⁵⁰Kursanov, D.N.; Parnes, Z.N.; Loim, N.M. *Bull. Acad. Sci. USSR Div. Chem. Sci.* **1966**, 1245; West, C.T.; Donnelly, S.J.; Kooistra, D.A.; Doyle, M.P. *J. Org. Chem.* **1973**, 38, 2675. See also, Fry, J.L.; Orfanopoulos, M.; Adlington, M.G.; Dittman, Jr., W.R.; Silverman, S.B. *J. Org. Chem.* **1978**, 43, 374; Olah, G.A.; Arvanaghi, M.; Ohannesian, L. *Synthesis* **1986**, 770.

¹⁴⁵¹Gevorgyan, V.; Rubin, M.; Liu, J.-X.; Yamamoto, Y. *J. Org. Chem.* **2001**, 66, 1672.

¹⁴⁵²Miyai, T.; Ueba, M.; Baba, A. *Synlett* **1999**, 182.

¹⁴⁵³Chandrasekar, S.; Reddy, Ch.R.; Babu, B.N. *J. Org. Chem.* **2002**, 67, 9080.

¹⁴⁵⁴See, for example, Hall, S.S.; Bartels, A.P.; Engman, A.M. *J. Org. Chem.* **1972**, 37, 760; Kursanov, D.N.; Parnes, Z.N.; Loim, N.M.; Bakalova, G.V. *Doklad. Chem.* **1968**, 179, 328; Zahalka, H.A.; Alper, H. *Organometallics* **1986**, 5, 1909.

¹⁴⁵⁵van Tamelen, E.E.; Gladys, J.A. *J. Am. Chem. Soc.* **1974**, 96, 5290.

¹⁴⁵⁶Mayer, R.; Hiller, G.; Nitzschke, M.; Jentzsch, J. *Angew. Chem. Int. Ed.* **1963**, 2, 370.

¹⁴⁵⁷Reusch, W.; LeMahieu, R. *J. Am. Chem. Soc.* **1964**, 86, 3068.

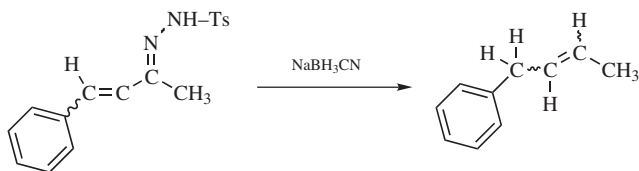
¹⁴⁵⁸Meyer, K.H. *Org. Synth.* **I**, 60; Macleod, L.C.; Allen, C.F.H. *Org. Synth.* **II**, 62.

¹⁴⁵⁹Cormier, R.A.; McCauley, M.D. *Synth. Commun.* **1988**, 18, 675.

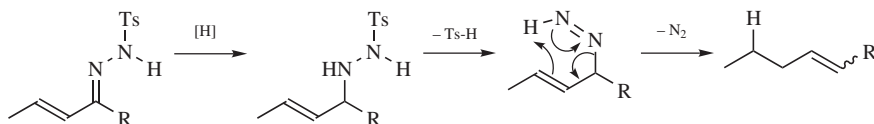
¹⁴⁶⁰Török, B.; London, G. Bartók, M. *Synlett* **2000**, 631.

¹⁴⁶¹Hatano, B.; Tagaya, H. *Tetrahedron Lett.* **2003**, 44, 6331.

An indirect method of accomplishing the reaction is reduction of tosylhydrazones ($R_2C=N-NHTs$) to R_2CH_2 with $NaBH_4$, BH_3 , catecholborane, bis(benzyloxy)borane, or $NaBH_3CN$. The reduction of α,β -unsaturated tosylhydrazones with $NaBH_3CN$, with $NaBH_4-HOAc$, or with catecholborane proceeds with migration of the double bond to the position formerly occupied by the carbonyl carbon, even if this removes the double bond from conjugation with an aromatic ring,¹⁴⁶² for example,



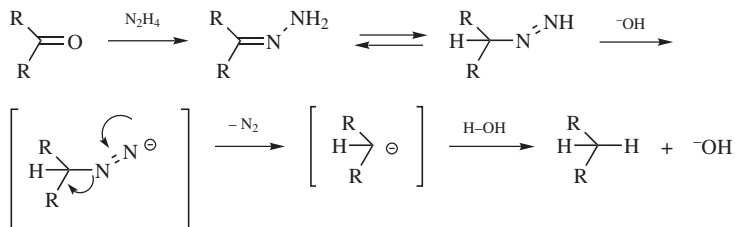
A cyclic mechanism is apparently involved:



Another indirect method is conversion of the aldehyde or ketone to a dithioacetal or ketal, and desulfurization of using Raney nickel or another reagent (14-27).

It is interesting to see that amines can be deaminated to give the corresponding methylene compounds with low-valent titanium ($TiCl_3/Li/THF$).¹⁴⁶³

The first step in the mechanism¹⁴⁶⁴ of the Wolff-Kishner reaction consists of formation of the hydrazone (16-14). It is this species that undergoes reduction in the presence of base, most likely in the following manner:



¹⁴⁶²Kabalka, G.W.; Yang, D.T.C.; Baker, Jr., J.D. *J. Org. Chem.* **1976**, *41*, 574; Taylor, E.J.; Djerassi, C. *J. Am. Chem. Soc.* **1976**, *98*, 2275; Hutchins, R.O.; Natale, N.R. *J. Org. Chem.* **1978**, *43*, 2299; Greene, A.E. *Tetrahedron Lett.* **1979**, 63.

¹⁴⁶³Talukdar, S.; Banerji, A. *Synth. Commun.* **1996**, *26*, 1051.

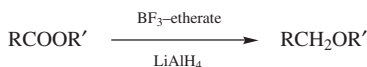
¹⁴⁶⁴For a review of the mechanism, see Szmant, H.H. *Angew. Chem. Int. Ed.* **1968**, *7*, 120. Also see, Taber, D.F.; Stachel, S.J. *Tetrahedron Lett.* **1992**, *33*, 903.

Not much is known about the mechanism of the Clemmensen reduction. Several mechanisms have been proposed,¹⁴⁶⁵ including one going through a zinc-carbene intermediate.¹⁴⁶⁶ One thing reasonably certain is that the corresponding alcohol is not an intermediate, since alcohols prepared in other ways fail to give the reaction. Note that the alcohol is not an intermediate in the Wolff-Kishner reduction either.

OS I, 60; II, 62, 499; III, 410, 444, 513, 786; IV, 203, 510; V, 533, 747; VI, 62, 293, 919; VII, 393. Also see, OS IV, 218; VII, 18.

19-62 Reduction of Carboxylic Esters to Ethers

Dihydro-de-oxo-bisubstitution



Carboxylic esters and lactones have been reduced to ethers, although 2 equivalents of alcohol are more commonly obtained (19-38). Reduction to ethers has been accomplished with a reagent prepared from BF_3 -etherate and either LiAlH_4 , LiBH_4 , or NaBH_4 ,¹⁴⁶⁷ with trichlorosilane and uv light,¹⁴⁶⁸ and with catalytic hydrogenation. The reaction with the BF_3 reagent apparently succeeds with secondary R' , but not with primary R' , which give 19-38. Lactones give cyclic ethers.¹⁴⁶⁹ Acyloxy groups are reduced by cleavage of the $\text{C}=\text{O}$ bond, $\text{R}(\text{Ar})\text{COO}-\text{C} \rightarrow \text{C}-\text{H}$ with an excess of Ph_2SiH_2 and di-*tert*-butyl peroxide.¹⁴⁷⁰ Esters are reduced to ethers using Et_3SiH and TiCl_4 .¹⁴⁷¹ Lactones are converted to cyclic ethers by treatment with Cp_2TiCl_2 followed by Et_3SiH on Amberlyst 15.¹⁴⁷²

Thiono esters RCSOR' can be reduced to ethers $\text{RCH}_2\text{OR}'$ with Raney nickel (14-27).¹⁴⁷³ Reaction of thio esters, such as $\text{C}-\text{OC}(=\text{O})\text{Ph}$ with Ph_2SiH_2 and Ph_3SnH with BEt_3 , followed by AIBN (p. 935) leads to reduction of the $\text{C}=\text{S}$ unit to give an ether.¹⁴⁷⁴ Since the thiono esters can be prepared from carboxylic

¹⁴⁶⁵See, for example, Horner, L.; Schmitt, E. *Liebigs Ann. Chem.* **1978**, 1617; Poutsma, M.L.; Wolthius, E. *J. Org. Chem.* **1959**, *24*, 875; Nakabayashi, T. *J. Am. Chem. Soc.* **1960**, *82*, 3900, 3906; Di Vona, M.L.; Rosnati, V. *J. Org. Chem.* **1991**, *56*, 4269.

¹⁴⁶⁶Burdon, J.; Price, R.C. *J. Chem. Soc. Chem. Commun.* **1986**, 893.

¹⁴⁶⁷Pettit, G.R.; Green, B.; Kasturi, T.R.; Ghatak, U.R. *Tetrahedron* **1962**, *18*, 953; Ager, D.J.; Sutherland, I.O. *J. Chem. Soc. Chem. Commun.* **1982**, 248. See also, Dias, J.R.; Pettit, G.R. *J. Org. Chem.* **1971**, *36*, 3485.

¹⁴⁶⁸Nagata, Y.; Dohmaru, T.; Tsurugi, J. *J. Org. Chem.* **1973**, *38*, 795; Baldwin, S.W.; Haut, S.A. *J. Org. Chem.* **1975**, *40*, 3885. See also, Kraus, G.A.; Frazier, K.A.; Roth, B.D.; Taschner, M.J.; Neuenschwander, K. *J. Org. Chem.* **1981**, *46*, 2417.

¹⁴⁶⁹See, for example, Pettit, G.R.; Kasturi, T.R.; Green, B.; Knight, J.C. *J. Org. Chem.* **1961**, *26*, 4773; Edward, J.T.; Ferland, J.M. *Chem. Ind. (London)* **1964**, 975.

¹⁴⁷⁰Kim, J.-G.; Cho, D.H.; Jang, D.O. *Tetrahedron Lett.* **2004**, *45*, 3031; Jiang, D.O.; Kim, J.; Cho, D.H.; Chung, C.-M. *Tetrahedron Lett.* **2001**, *42*, 1073.

¹⁴⁷¹Yato, M.; Homma, K.; Ishida, A. *Tetrahedron* **2001**, *57*, 5353.

¹⁴⁷²Hansen, M.C.; Verdager, X.; Buchwald, S.L. *J. Org. Chem.* **1998**, *63*, 2360.

¹⁴⁷³Baxter, S.L.; Bradshaw, J.S. *J. Org. Chem.* **1981**, *46*, 831.

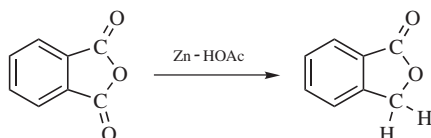
¹⁴⁷⁴Jang, D.O.; Song, S.H. *Synlett* **2000**, 811; Jang, D.O.; Song, S.H.; Cho, D.H. *Tetrahedron* **1999**, *55*, 3479.

esters (**16-11**), this provides an indirect method for the conversion of carboxylic esters to ethers. Thiol esters (RCOSR') have been reduced to thioethers (RCH₂SR').¹⁴⁷⁵

See also, **19-65, 19-59.**

19-63 Reduction of Cyclic Anhydrides to Lactones and Acid Derivatives to Alcohols

Dihydro-de-oxo-bisubstitution



Cyclic anhydrides can give lactones if reduced with Zn–HOAc, with hydrogen and platinum or RuCl₂(Ph₃P)₃,¹⁴⁷⁶ with NaBH₄,¹⁴⁷⁷ or even with LiAlH₄, although with the last-mentioned reagent diols are the more usual product. With a BINOL–AlHOEt complex, however, reduction to the lactone proceeds smoothly.¹⁴⁷⁸ With some reagents the reaction can be accomplished regioselectively, that is, only a specific one of the two C=O groups of an unsymmetrical anhydride is reduced.¹⁴⁷⁹ Open-chain anhydrides either are not reduced at all (e.g., with NaBH₄) or give 2 equivalents of alcohol. The LiAlH₄ usually reduces open-chain anhydrides to give 2 equivalents of alcohol. With cyclic anhydrides the reaction with LiAlH₄ can be controlled to give either diols or lactones.¹⁴⁸⁰ The NaBH₄ in THF, with dropwise addition of methanol, reduces open-chain anhydrides to 1 equivalent of primary alcohol and 1 equivalent of carboxylic acid.¹⁴⁸¹

Acyl halides are reduced¹⁴⁸² to alcohols by LiAlH₄ or NaBH₄, as well as by other metal hydrides (Table 19.5), but not by borane.

In general, reduction of amides to alcohols is difficult. More commonly the amide is reduced to an amine. An exception uses LiH₂NBH₃ to give the alcohol.¹⁴⁸³ Reduction with sodium metal in propanol also gives the alcohol.¹⁴⁸⁴ Acyl

¹⁴⁷⁵Eliel, E.L.; Daignault, R.A. *J. Org. Chem.* **1964**, *29*, 1630; Bublitz, D.E. *J. Org. Chem.* **1967**, *32*, 1630.

¹⁴⁷⁶Lyons, J.E. *J. Chem. Soc. Chem. Commun.* **1975**, 412; Morand, P.; Kayser, M.M. *J. Chem. Soc. Chem. Commun.* **1976**, 314. See also Hara, Y.; Wada, K. *Chem. Lett.* **1991**, 553.

¹⁴⁷⁷Bailey, D.M.; Johnson, R.E. *J. Org. Chem.* **1970**, *35*, 3574.

¹⁴⁷⁸Matsuki, K.; Inoue, H.; Takeda, M. *Tetrahedron Lett.* **1993**, *34*, 1167.

¹⁴⁷⁹See, for example, Kayser, M.M.; Salvador, J.; Morand, P. *Can. J. Chem.* **1983**, *61*, 439; Ikariya, T.; Osakada, K.; Ishii, Y.; Osawa, S.; Saburi, M.; Yoshikawa, S. *Bull. Chem. Soc. Jpn.* **1984**, *57*, 897; Soucy, C.; Favreau, D.; Kayser, M.M. *J. Org. Chem.* **1987**, *52*, 129.

¹⁴⁸⁰Bloomfield, J.J.; Lee, S.L. *J. Org. Chem.* **1967**, *32*, 3919.

¹⁴⁸¹Soai, K.; Yokoyama, S.; Mochida, K. *Synthesis* **1987**, 647.

¹⁴⁸²For a review of the reduction of acyl halides, see Wheeler, O.H., in Patai, S. *The Chemistry of Acyl Halides*, Wiley, NY, **1972**, pp. 231–251. For a list of reagents, with references, see Larock, R.C. *Comprehensive Organic Transformations*, 2nd ed., Wiley-VCH, NY, **1999**, pp. 1263–1264.

¹⁴⁸³Myers, A.G.; Yang, B.H.; Kopecky, D.J. *Tetrahedron Lett.* **1996**, *37*, 3623.

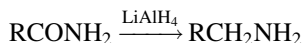
¹⁴⁸⁴Moody, H.M.; Kaptein, B.; Broxterman, Q.B.; Boesten, W.H.J.; Kamphuis, J. *Tetrahedron Lett.* **1994**, *35*, 1777.

imidazoles are also reduced to the corresponding alcohol with NaBH_4 in aq. HCl .¹⁴⁸⁵

There are no *Organic Syntheses* references, but see OS II, 526, for a related reaction. See OS VI, 482 for reduction to alcohols and OS IV, 271 for reduction of acyl halides.

19-64 Reduction of Amides to Amines

Dihydro-deoxo-bisubstitution



Amides can be reduced¹⁴⁸⁶ to amines with LiAlH_4 or by catalytic hydrogenation, but high temperatures and pressures are usually required for the latter. Even with LiAlH_4 , the reaction is more difficult than the reduction of most other functional groups, and other groups often can be reduced without disturbing an amide function. Although NaBH_4 by itself does not reduce amides, it does so in the presence of certain other reagents¹⁴⁸⁷ including iodine.¹⁴⁸⁸ Lithium borohydride reduces acetamides.¹⁴⁸⁹ Substituted amides can be reduced with these powerful reagents; secondary amides to secondary amine and tertiary amides to tertiary amines. Borane¹⁴⁹⁰ and sodium in 1-propanol¹⁴⁹¹ are good reducing agents for all three types of amides. Another reagent that reduces disubstituted amides to amines is trichlorosilane.¹⁴⁹² Other silanes, such as Et_3SiH in the presence of a rhenium catalyst, reduce amides to amines.¹⁴⁹³ Sodium (dimethylamino)borohydride reduces unsubstituted and disubstituted, but not monosubstituted amides.¹⁴⁹⁴ Electrolytic reduction of carbamates to give an amine are possible.¹⁴⁹⁵

¹⁴⁸⁵Sharma, R.; Voynov, G.H.; Ovaska, T.V.; Marquez, V.E. *Synlett* **1995**, 839.

¹⁴⁸⁶For a review, see Challis, B.C.; Challis, J.A., in Zabicky, J. *The Chemistry of Amides*, Wiley, NY, **1970**, pp. 795–801. For a review of the reduction of amides, lactams, and imides with metallic hydrides, see Gaylord, N.G. *Reduction with Complex Metal Hydrides*, Wiley, NY, **1956**, p. 544. For a list of reagents, with references, see Larock, R.C. *Comprehensive Organic Transformations*, 2nd ed., Wiley-VCH, NY, **1999**, pp. 869–872.

¹⁴⁸⁷See, for example, Satoh, T.; Suzuki, S.; Suzuki, Y.; Miyaji, Y.; Imai, Z. *Tetrahedron Lett.* **1969**, 4555; Rahman, A.; Basha, A.; Waheed, N.; Ahmed, S. *Tetrahedron Lett.* **1976**, 219; Kuehne, M.E.; Shannon, P.J. *J. Org. Chem.* **1977**, *42*, 2082; Wann, S.R.; Thorsen, P.T.; Kreevoy, M.M. *J. Org. Chem.* **1981**, *46*, 2579; Mandal, S.B.; Giri, V.S.; Pakrashi, S.C. *Synthesis* **1987**, 1128; Akabori, S.; Takanohashi, Y. *Chem. Lett.* **1990**, 251.

¹⁴⁸⁸Prasad, A.S.B.; Kanth, J.V.B.; Periasamy, M. *Tetrahedron* **1992**, *48*, 4623.

¹⁴⁸⁹Tanaka, H.; Ogasawara, K. *Tetrahedron Lett.* **2002**, *43*, 4417.

¹⁴⁹⁰Brown, H.C.; Narasimhan, S.; Choi, Y.M. *Synthesis* **1981**, 441, 996; Krishnamurthy, S. *Tetrahedron Lett.* **1982**, *23*, 3315; Bonnat, M.; Hercourt, A.; Le Corre, M. *Synth. Commun.* **1991**, *21*, 1579.

¹⁴⁹¹Bhandari, K.; Sharma, V.L.; Chatterjee, S.K. *Chem. Ind. (London)* **1990**, 547.

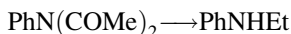
¹⁴⁹²Nagata, Y.; Dohmaru, T.; Tsurugi, J. *Chem. Lett.* **1972**, 989. See also, Benkeser, R.A.; Li, G.S.; Mozdzen, E.C. *J. Organomet. Chem.* **1979**, *178*, 21.

¹⁴⁹³Igarashi, M.; Fuchikami, T. *Tetrahedron Lett.* **2001**, *42*, 1945.

¹⁴⁹⁴Hutchins, R.O.; Learn, K.; El-Telbany, F.; Stercho, Y.P. *J. Org. Chem.* **1984**, *49*, 2438.

¹⁴⁹⁵Franco, D.; Duñach, E. *Tetrahedron Lett.* **2000**, *41*, 7333.

With some RCONR, LiAlH_4 causes cleavage, and the aldehyde (**10-41**) or alcohol is obtained. Lithium triethylborohydride produces the alcohol with most *N,N*-disubstituted amides, but not with unsubstituted or *N*-substituted amides.¹⁴⁹⁶ Lactams are reduced to cyclic amines in high yields with LiAlH_4 , although cleavage sometimes occurs here too. A mixture of $\text{LiBHET}_3/\text{Et}_3\text{SiH}$ is also effective.¹⁴⁹⁷ Lactams are also reduced to cyclic amines with 9-BBN¹⁴⁹⁸ (p. 1077) or $\text{LiBH}_3\text{NMe}_2$.¹⁴⁹⁹ Imides are generally reduced on both sides,¹⁵⁰⁰ although it is sometimes possible to stop with just one. Both cyclic and acyclic imides have been reduced in this manner, although with acyclic imides cleavage is often obtained, for example,¹⁵⁰¹

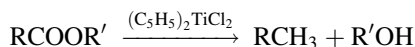


Acyl sulfonamides have been reduced ($\text{RCONHSO}_2\text{Ph} \rightarrow \text{RCH}_2\text{NHSO}_2\text{Ph}$) with $\text{BH}_3\text{—SMe}_2$ ¹⁵⁰² and with SmI_2/DMPU .¹⁵⁰³

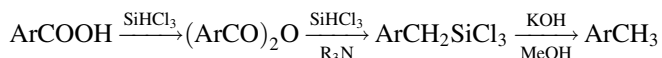
OS IV, 339, 354, 564; VI, 382; VII, 41.

19-65 Reduction of Carboxylic Acids and Esters to Alkanes

Trihydro-de-alkoxy,oxo-tersubstitution, and so on.



The reagent titanocene dichloride reduces carboxylic esters in a different manner from that of **19-59**, **19-62**, or **19-38**. The products are the alkane RCH_3 and the alcohol $\text{R}'\text{OH}$.⁹⁰⁹ The mechanism probably involves an alkene intermediate. Aromatic acids can be reduced to methylbenzenes by a procedure involving refluxing first with trichlorosilane in MeCN, then with tripropylamine added, and finally with KOH and MeOH (after removal of the MeCN).¹⁵⁰⁴ The following sequence has been suggested:¹⁵⁰⁴



Esters of aromatic acids are not reduced by this procedure, so an aromatic COOH group can be reduced in the presence of a COOR' group.¹⁵⁰⁵ However, it is also

¹⁴⁹⁶Brown, H.C.; Kim, S.C. *Synthesis* **1977**, 635.

¹⁴⁹⁷Pedregal, C.; Ezquerria, J.; Escribano, A.; Carreño, M.C.; García Ruano, J.L.G. *Tetrahedron Lett.* **1994**, 35, 2053.

¹⁴⁹⁸Collins, C.J.; Lanz, M.; Singaram, B. *Tetrahedron Lett.* **1999**, 40, 3673.

¹⁴⁹⁹Flaniken, J.M.; Collins, C.J.; Lanz, M.; Singaram, B. *Org. Lett.* **1999**, 1, 799.

¹⁵⁰⁰For a reduction with borane•THF, see Akula, M.R.; Kabalka, G.W. *Org. Prep. Proceed. Int.* **1999**, 31, 214.

¹⁵⁰¹Witkop, B.; Patrick, J.B. *J. Am. Chem. Soc.* **1952**, 74, 3861.

¹⁵⁰²Belletire, J.L.; Fry, D.F. *Synth. Commun.* **1988**, 18, 29.

¹⁵⁰³Vedejs, E.; Lin, S. *J. Org. Chem.* **1994**, 59, 1602.

¹⁵⁰⁴Benkeser, R.A.; Foley, K.M.; Gaul, J.M.; Li, G.S. *J. Am. Chem. Soc.* **1970**, 92, 3232.

¹⁵⁰⁵Benkeser, R.A.; Ehler, D.F. *J. Org. Chem.* **1973**, 38, 3660.


possible to reduce aromatic ester groups, by a variation of the trichlorosilane procedure.¹⁵⁰⁶ Both *o*- and *p*-hydroxybenzoic acids and their esters have been reduced to cresols $\text{HOC}_6\text{H}_4\text{CH}_3$ with sodium bis(2-methoxyethoxy)aluminum hydride, $\text{NaAlH}_2(\text{OC}_2\text{H}_4\text{OMe})_2$ (Red-Al).¹⁵⁰⁷ Heating a 2-pyridylbenzyl ester with ammonium formate and a ruthenium catalyst leads to reduction of the CH_2COO unit to the alkane.¹⁵⁰⁸

Carboxylic acids can also be converted to alkanes, indirectly,¹⁵⁰⁹ by reduction of the corresponding tosylhydrazides RCONHNH_2 with LiAlH_4 or borane.¹⁵¹⁰

OS VI, 747.

19-66 Hydrogenolysis of Nitriles

Hydro-de-cyanation



This transformation is not common, but given the proliferation of nitriles in organic chemistry, it is potentially quite useful. In the presence of mercuric compounds, tertiary nitriles can be reduced to the hydrocarbon with sodium cyanoborohydride.¹⁵¹¹ *gem*-Dinitriles can be reduced to the corresponding mononitrile with SmI_2 .¹⁵¹²

19-67 Reduction of the C—N Bond

Hydro-de-amination or Deamination



Benzylic amines are particularly susceptible to hydrogenolysis by catalytic hydrogenation¹⁵¹³ or dissolving metal reduction.¹⁵¹⁴ Note that the Wolff–Kishner reduction in **19-61** involved formation of a hydrazone and deprotonation by base led to loss of nitrogen and reduction. Ceric ammonium nitrate in aqueous acetonitrile has also been shown to reductively cleave the *N*-benzyl group.¹⁵¹⁵ Primary amines have been reduced to RH with hydroxylamine-*O*-sulfonic acid and

¹⁵⁰⁶Benkeser, R.A.; Mozdzen, E.C.; Muth, C.L. *J. Org. Chem.* **1979**, *44*, 2185.

¹⁵⁰⁷Černý, M.; Málek, J. *Collect. Czech. Chem. Commun.* **1970**, *35*, 2030.

¹⁵⁰⁸Chatani, N.; Tatamidani, H.; Ie, Y.; Kakiuchi, F.; Murai, S. *J. Am. Chem. Soc.* **2001**, *123*, 4849.

¹⁵⁰⁹For another indirect method, which can also be applied to acid derivatives, see Degani, I.; Fochi, R. *J. Chem. Soc. Perkin Trans. 1* **1978**, 1133. For a direct method, see Le Deit, H.; Cron S.; Le Corre, M. *Tetrahedron Lett.* **1991**, *32*, 2759.

¹⁵¹⁰Attanasi, O.; Caglioti, L.; Gasparrini, F.; Misiti, D. *Tetrahedron* **1975**, *31*, 341, and references cited therein.

¹⁵¹¹Sassaman, M.B. *Tetrahedron* **1996**, *52*, 10835.

¹⁵¹²Kang, H.-Y.; Hong, W.S.; Cho, Y.S.; Koh, H.Y. *Tetrahedron Lett.* **1995**, *36*, 7661.

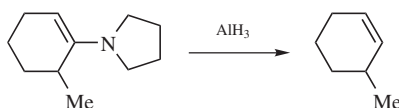
¹⁵¹³Hartung, W.H.; Simonoff, R. *Org. React.* **1953**, *7*, 263.

¹⁵¹⁴du Vigneaud, V.; Behrens, O.K. *J. Biol. Chem.* **1937**, *117*, 27.

¹⁵¹⁵Bull, S.D.; Davies, S.G.; Fenton, G.; Mulvaney, A.W.; Prasad, R.S.; Smith, A.D. *J. Chem. Soc. Perkin Trans. 1* **2000**, 3765.

aq. NaOH to give the hydrocarbon, nitrogen gas, and the sulfate anion.¹⁵¹⁶ It is postulated that R–N=N–H is an intermediate that decomposes to the carbocation. The reaction has also been accomplished with difluoroamine HNF₂;¹⁵¹⁷ the same intermediates are postulated in this case. Treatment of aniline with 20 equivalents of NO gave benzene.¹⁵¹⁸ An indirect means of achieving the same result is the conversion of the primary amine to the sulfonamide, RNHSO₂R' (**16-102**), and treatment of this with NH₂OSO₂OH¹⁵¹⁹ or NaOH, and then NH₂Cl.¹⁵²⁰ Tosylaziridines derived from terminal alkenes are reduced to the corresponding primary tosylamine with polymethylhydrosiloxane/Pd–C.¹⁵²¹

Other indirect methods involve reduction of *N,N*-ditosylates (p. 497) with NaBH₄ in HMPA¹⁵²² and modifications of the Katritzky pyrylium–pyridinium method.¹⁵²³ Allylic and benzylic amines¹³⁴⁹ can be reduced by catalytic hydrogenolysis. Aziridines can be reductively opened with SmI₂¹⁵²⁴ or with Bu₃SnH and AIBN.¹⁵²⁵ The C–N bond of enamines is reductively cleaved to give an alkene with alane (AlH₃).¹⁵²⁶



and with 9-BBN (p. 1077) or borane methyl sulfide (BMS).¹⁵²⁷ Since enamines can be prepared from ketones (**16-13**), this is a way of converting ketones to alkenes. In the latter case, BMS gives retention of configuration [an (*E*) isomer gives the (*E*) product], while 9-BBN gives the other isomer.¹⁵²⁷ Diazo ketones are reduced to methyl ketones by HI: RCOCHN₂ + HI → RCOCH₃.¹⁵²⁸

Quaternary ammonium salts can be cleaved with LiAlH₄, R₄N⁺ + LiAlH₄ → R₃N + R⁻, as can quaternary phosphonium salts R₄P⁺. Other reducing agents have also been used, for example, lithium triethylborohydride (which preferentially cleaves methyl groups)¹⁵²⁹ and sodium in liquid ammonia. When quaternary salts

¹⁵¹⁶Doldouras, G.A.; Kollonitsch, J. *J. Am. Chem. Soc.* **1978**, *100*, 341.

¹⁵¹⁷Bumgardner, C.L.; Martin, K.J.; Freeman, J.P. *J. Am. Chem. Soc.* **1963**, *85*, 97.

¹⁵¹⁸Itoh, T.; Matsuya, Y.; Nagata, K.; Ohsawa, A. *Tetrahedron Lett.* **1996**, *37*, 4165.

¹⁵¹⁹Nickon, A.; Hill, R.H. *J. Am. Chem. Soc.* **1964**, *86*, 1152.

¹⁵²⁰Guziec Jr., F.S.; Wei, D. *J. Org. Chem.* **1992**, *57*, 3772.

¹⁵²¹Chandrasekhar, S.; Ahmed, M. *Tetrahedron Lett.* **1999**, *40*, 9325.

¹⁵²²Hutchins, R.O.; Cistone, F.; Goldsmith, B.; Heuman, P. *J. Org. Chem.* **1975**, *40*, 2018.

¹⁵²³See Katritzky, A.R.; Bravo-Borja, S.; El-Mowafy, A.M.; Lopez-Rodriguez, G. *J. Chem. Soc. Perkin Trans. 1* **1984**, 1671.

¹⁵²⁴Molander, G.A.; Stengel, P.J. *Tetrahedron*, **1997**, *53*, 8887.

¹⁵²⁵Schwan, A.L.; Refvik, M.D. *Tetrahedron Lett.* **1993**, *34*, 4901.

¹⁵²⁶Coulter, J.M.; Lewis, J.W.; Lynch, P.P. *Tetrahedron* **1968**, *24*, 4489.

¹⁵²⁷Singaram, B.; Goralski, C.T.; Rangaiashenvi, M.V.; Brown, H.C. *J. Am. Chem. Soc.* **1989**, *111*, 384.

¹⁵²⁸For example, see Pojer, P.M.; Ritchie, E.; Taylor, W.C. *Aust. J. Chem.* **1968**, *21*, 1375.

¹⁵²⁹Cooke Jr., M.P.; Parlman, R.M. *J. Org. Chem.* **1975**, *40*, 531.

are reduced with sodium amalgam in water, the reaction is known as the *Emde reduction*. However, this reagent is not applicable to the cleavage of ammonium salts with four *saturated* alkyl groups. Of course, aziridines⁸⁹⁹ can be reduced in the same way as epoxides (19-35).

Nitro compounds, RNO_2 , can be reduced to RH^{1530} by sodium methylmercaptide, CH_3SNa , in an aprotic solvent¹⁵³¹ or by $\text{Bu}_3\text{SnH}^{1532}$. Both reactions have free-radical mechanisms.¹⁵³³ Tertiary nitro compounds can be reduced to RH by NaHTe^{1534} . Hydrogenolysis with a Pt catalyst in the gas phase has been reported to reduce nitro compounds, as well as primary and secondary amines.¹⁵³⁵ The nitro group of aromatic nitro compounds has been removed with sodium borohydride.¹⁵³⁶ This reaction involves an addition–elimination mechanism. Reduction of the C–N bond on aromatic amines with Li metal in THF generates the aryl compounds.¹⁵³⁷ Sodium nitrite, sodium bisulfite in EtOH/water/acetic acid does a similar reduction.¹⁵³⁸ Conversion of the aniline derivative to the methanesulfonamide and subsequent treatment with NaH and NH_2Cl gives the same result.¹⁵³⁹ The Bu_3SnH reagent also reduces isocyanides, RNC (prepared from RNH_2 by formylation followed by 17-31), to RH^{1540} a reaction that can also be accomplished with Li or Na in liquid NH_3^{1541} or with K and a crown ether in toluene.¹⁵⁴² α -Nitro ketones can be reduced to ketones with $\text{Na}_2\text{S}_2\text{O}_4$ – Et_3SiH in HMPA – $\text{H}_2\text{O}^{1543}$.

OS III, 148; IV, 508; VIII, 152.

¹⁵³⁰For a method of reducing allylic nitro groups, see Ono, N.; Hamamoto, I.; Kamimura, A.; Kaji, A. *J. Org. Chem.* **1986**, *51*, 3734.

¹⁵³¹Kornblum, N.; Carlson, S.C.; Smith, R.G. *J. Am. Chem. Soc.* **1979**, *101*, 647; Kornblum, N.; Widmer, J.; Carlson, S.C. *J. Am. Chem. Soc.* **1979**, *101*, 658.

¹⁵³²For reviews, see Ono, N., in Feuer, H.; Nielsen, A.T. *Nitro Compounds; Recent Advances in Synthesis and Chemistry*, VCH, NY, **1990**, pp. 1–135, 1–45; Rosini, G.; Ballini, R. *Synthesis* **1988**, 833, see pp. 835–837; Ono, N.; Kaji, A. *Synthesis* **1986**, 693. For discussions of the mechanism, see Korth, H.; Sustmann, R.; Dupuis, J.; Geise, B. *Chem. Ber.* **1987**, *120*, 1197; Kamimura, A.; Ono, N. *Bull. Chem. Soc. Jpn.* **1988**, *61*, 3629.

¹⁵³³For a discussion of the mechanism with Bu_3SnH , see Tanner, D.D.; Harrison, D.J.; Chen, J.; Kharrat, A.; Wayner, D.D.M.; Griller, D.; McPhee, D.J. *J. Org. Chem.* **1990**, *55*, 3321. If an α substituent is present, it may be reduced instead of the NO_2 . For a mechanistic discussion, see Bowman, W.R.; Crosby, D.; Westlake, P.J. *J. Chem. Soc. Perkin Trans. 2* **1991**, 73.

¹⁵³⁴Suzuki, H.; Takaoka, K.; Osuka, A. *Bull. Chem. Soc. Jpn.* **1985**, *58*, 1067.

¹⁵³⁵Guttieri, M.J.; Maier, W.F. *J. Org. Chem.* **1984**, *49*, 2875.

¹⁵³⁶Severin, T.; Schmitz, R.; Temme, H. *Chem. Ber.* **1963**, *96*, 2499; Kniel, P. *Helv. Chim. Acta* **1968**, *51*, 371. For another method, see Ono, N.; Tamura, R.; Kaji, A. *J. Am. Chem. Soc.* **1983**, *105*, 4017.

¹⁵³⁷Azzena, U.; Dessanti, F.; Melloni, G.; Pisano, L. *Tetrahedron Lett.* **1999**, *40*, 8291.

¹⁵³⁸Geoffroy, O.J.; Morinelli, T.A.; Meier, G.B. *Tetrahedron Lett.* **2001**, *42*, 5367.

¹⁵³⁹Wang, Y.; Guziac, Jr., F.S. *J. Org. Chem.* **2001**, *66*, 8293.

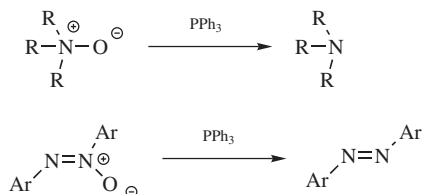
¹⁵⁴⁰Barton, D.H.R.; Bringmann, G.; Motherwell, W.B. *Synthesis* **1980**, 68.

¹⁵⁴¹See Niznik, G.E.; Walborsky, H.M. *J. Org. Chem.* **1978**, *43*, 2396; Yadav, J.S.; Reddy, P.S.; Joshi, B.V. *Tetrahedron Lett.* **1988**, *44*, 7243.

¹⁵⁴²Ohsawa, T.; Mitsuda, N.; Nezu, J.; Oishi, T. *Tetrahedron Lett.* **1989**, *30*, 845.

¹⁵⁴³Kamimura, A.; Kurata, K.; Ono, N. *Tetrahedron Lett.* **1989**, *30*, 4819.

19-68 Reduction of Amine Oxides and Azoxy Compounds

N-Oxygen-detachment

Amine oxides¹⁵⁴⁴ and azoxy compounds (both alkyl and aryl)¹⁵⁴⁵ can be reduced practically quantitatively with triphenylphosphine.¹⁵⁴⁶ Other reducing agents, for example, LiAlH₄, NaBH₄/LiCl,¹⁵⁴⁷ H₂-Ni, PCl₃, TiCl₃,¹⁵⁴⁸ Ga/H₂O,¹⁵⁴⁹ In/TiCl₄,¹⁵⁵⁰ LiAlH₄/TiCl₄, or SbCl₂ have also been used. Indium metal with aqueous ammonium chloride in methanol gives good yields of pyridine from pyridine *N*-oxide.¹⁵⁵¹ Similar results are obtained using ammonium formate and Raney nickel¹⁵⁵² or zinc.¹⁵⁵³ Indium (III) chloride has been used for the reduction of quinoline *N*-oxide to quinoline.¹⁵⁵⁴ Polymethylhydrosiloxane with Pd-C is also an effective reducing agent for amino oxides.¹⁵⁵⁵ Nitrile oxides¹⁵⁵⁶ (R-C≡N⁺-O⁻) can be reduced to nitriles with trialkylphosphines,¹⁵⁵⁷ and isocyanates (RNCO) to isocyanides (RNC) with Cl₃SiH-Et₃N.¹⁵⁵⁸

Analogous to amino *N*-oxides, phosphine oxides (R₃P=O) are reduced to phosphines (R₃P). Treatment of a phosphine oxide with MeOTf followed by reduced

¹⁵⁴⁴For reviews of the reduction of heterocyclic amine oxides, see Albini, A.; Pietra, S. *Heterocyclic N-Oxides*, CRC Press, Boca Raton, FL, **1991**, pp. 120-134; Katritzky, A.R.; Lagowski, J.M. *Chemistry of the Heterocyclic N-Oxides*, Academic Press, NY, **1971**, pp. 166-231.

¹⁵⁴⁵For a review, see Newbold, B.T., in Patai, S. *The Chemistry of the Hydrazo, Azo, and Azoxy Groups*, pt. 2, Wiley, NY, **1975**, pp. 602-603, 614-624.

¹⁵⁴⁶For a review, see Rowley, A.G., in Cadogan, J.I.G. *Organophosphorus Reagents in Organic Synthesis*, Academic Press, NY, **1979**, pp. 295-350.

¹⁵⁴⁷Ram, S.R.; Chary, K.P.; Iyengar, D.S. *Synth. Commun.* **2000**, *30*, 3511.

¹⁵⁴⁸Kuz'min, S.V.; Mizhiritskii, M.D.; Kogan, L.M. *J. Org. Chem. USSR* **1989**, *25*, 596.

¹⁵⁴⁹Han, J.H.; Choi, K.I.; Kim, J.H.; Yoo, B.W. *Synth. Commun.* **2004**, *34*, 3197.

¹⁵⁵⁰Yoo, B.W.; Choi, K.H.; Choi, K.I.; Kim, J.H. *Synth. Commun.* **2003**, *33*, 4185.

¹⁵⁵¹Yadav, J.S.; Reddy, B.V.S.; Reddy, M.M. *Tetrahedron Lett.* **200**, *41*, 2663.

¹⁵⁵²Balicki, R.; Maciejewski, G. *Synth. Commun.* **2002**, *32*, 1681.

¹⁵⁵³Balicki, R.; Cybulski, M.; Maciejewski, G. *Synth. Commun.* **2003**, *33*, 4137.

¹⁵⁵⁴Ilias, Md.; Barman, D.C.; Prajapati, D.; Sandhu, J.S. *Tetrahedron Lett.* **2002**, *43*, 1877.

¹⁵⁵⁵Chandrasekhar, S.; Reddy, Ch.R.; Rao, R.J.; Rao, J.M. *Synlett* **2002**, 349.

¹⁵⁵⁶For reviews of the chemistry of nitrile oxides, see Torrsell, K.B.G. *Nitrile Oxides, Nitrones, and Nitronates in Organic Synthesis*, VCH, NY, **1988**, pp. 55-74; Grundmann, C. *Fortschr. Chem. Forsch.* **1966**, *7*, 62.

¹⁵⁵⁷Grundmann, C.; Frommeld, H.D. *J. Org. Chem.* **1965**, *30*, 2077.

¹⁵⁵⁸Baldwin, J.E.; Derome, A.E.; Riordan, P.D. *Tetrahedron* **1983**, *39*, 2989.

with LiAlH_4 gives the phosphine.¹⁵⁵⁹ Chiral phosphine oxides are reduced to the phosphine with excellent enantioselectivity using PPh_3 and Cl_3SiH .¹⁵⁶⁰

OS IV, 166. See also, OS VIII, 57.

19-69 Replacement of the Diazonium Group by Hydrogen

Dediazoniatioⁿ or Hydro-de-diazoniatioⁿ



Reduction of the diazonium group (*dediazoniatioⁿ*) provides an indirect method for the removal of an amino group from an aromatic ring.¹⁵⁶¹ The best and most common way of accomplishing this is by use of hypophosphorous acid H_3PO_2 , although many other reducing agents¹⁵⁶² have been used, among them ethanol, HMPA,¹⁵⁶³ thiophenol,¹⁵⁶⁴ and sodium stannite. Ethanol was the earliest reagent used, and it frequently gives good yields, but often ethers (ArOEt) are side products. When H_3PO_2 is used, 5–15 equivalents of this reagent are required per equivalent of substrate. Diazonium salts can be reduced in nonaqueous media by several methods, including treatment with Bu_3SnH or Et_3SiH in ethers or MeCN ¹⁵⁶⁵ and by isolation as the BF_4^- salt and reduction of this with NaBH_4 in DMF.¹⁵⁶⁶ Aromatic amines can be deaminated ($\text{ArNH}_2 \longrightarrow \text{ArH}$) in one laboratory step by treatment with an alkyl nitrite in DMF¹⁵⁶⁷ or boiling THF.¹⁵⁶⁸ The corresponding diazonium salt is an intermediate.

Not many investigations of the mechanism have been carried out. It is generally assumed that the reaction of diazonium salts with ethanol to produce ethers takes place by an ionic ($\text{S}_{\text{N}}1$) mechanism while the reduction to ArH proceeds by a free-radical process.¹⁵⁶⁹ The reduction with H_3PO_2 is also believed to have a free-radical mechanism.¹⁵⁷⁰ In the reduction with NaBH_4 , an aryldiazene intermediate

¹⁵⁵⁹Imamoto, T.; Kikuchi, S.-i.; Miura, T.; Wada, Y. *Org. Lett.* **2001**, 3, 87.

¹⁵⁶⁰Wu, H.-C.; Yu, J.-Q.; Spencer, J.B. *Org. Lett.* **2004**, 6, 4675.

¹⁵⁶¹For a review, see Zollinger, H., in Patai, S.; Rappoport, Z. *The Chemistry of Functional Groups, Supplement C* pt. 1, Wiley, NY, **1983**, pp. 603–669.

¹⁵⁶²For lists of some of these, with references, see Larock, R.C. *Comprehensive Organic Transformations*, 2nd ed., Wiley-VCH, NY, **1999**, pp. 39–41; Tröndlin, F.; Rüchardt, C. *Chem. Ber.* **1977**, 110, 2494.

¹⁵⁶³Shono, T.; Matsumura, Y.; Tsubata, K. *Chem. Lett.* **1979**, 1051.

¹⁵⁶⁴For a list of some of these, with references, see Korzeniowski, S.H.; Blum, L.; Gokel, G.W. *J. Org. Chem.* **1977**, 42, 1469.

¹⁵⁶⁵Nakayama, J.; Yoshida, M.; Simamura, O. *Tetrahedron* **1970**, 26, 4609.

¹⁵⁶⁶Hendrickson, J.B. *J. Am. Chem. Soc.* **1961**, 83, 1251. See also, Threadgill, M.D.; Gledhill, A.P. *J. Chem. Soc. Perkin Trans. 1* **1986**, 873.

¹⁵⁶⁷Doyle, M.P.; Dellaria, Jr., J.F.; Siegfried, B.; Bishop, S.W. *J. Org. Chem.* **1977**, 42, 3494.

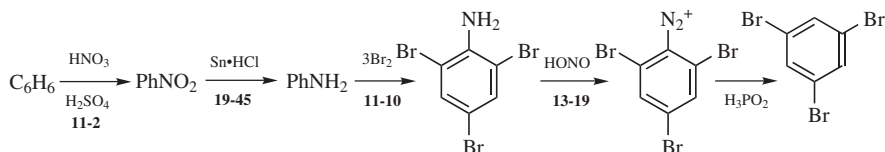
¹⁵⁶⁸Cadogan, J.I.G.; Molina, G.A. *J. Chem. Soc. Perkin Trans. 1* **1973**, 541.

¹⁵⁶⁹For examples, see DeTar, D.F.; Kosuge, T. *J. Am. Chem. Soc.* **1958**, 80, 6072; Lewis, E.S.; Chambers, D.J. *J. Am. Chem. Soc.* **1971**, 93, 3267; Broxton, T.J.; Bunnett, J.F.; Paik, C.H. *J. Org. Chem.* **1977**, 42, 643.

¹⁵⁷⁰See, for example, Kornblum, N.; Cooper, G.D.; Taylor, J.E. *J. Am. Chem. Soc.* **1950**, 72, 3013; Beckwith, A.L.J. *Aust. J. Chem.* **1972**, 25, 1887; Levit, A.F.; Kiprianova, L.A.; Gragerov, I.P. *J. Org. Chem. USSR* **1975**, 11, 2395.

(ArN=NH) has been demonstrated,¹⁵⁷¹ arising from nucleophilic attack by BH_4^- on the β nitrogen. Such diazenes can be obtained as moderately stable (half-life of several hours) species in solution.¹⁵⁷² It is not entirely clear how the aryldiazene decomposes, but there are indications that either the aryl radical $\text{AR}\cdot$ or the corresponding anion Ar^- may be involved.¹⁵⁷³

An important use of the dediazonation reaction is to remove an amino group after it has been used to direct one or more other groups to ortho and para positions. For example, the compound 1,3,5-tribromobenzene cannot be prepared by direct bromination of benzene because the bromo group is ortho-para-directing; however, this compound is easily prepared by the following sequence:



Many other compounds that would otherwise be difficult to prepare are easily synthesized with the aid of the dediazonation reaction.

Unwanted dediazonation can be suppressed by using hexasulfonated calix[6]arenes (see p. 122).¹⁵⁷⁴

OS I, 133, 415; II, 353, 592; III, 295; IV, 947; VI, 334.

19-70 Desulfurization

Hydro-de-thio-substitution, and so on



Thiols and thioethers,¹⁵⁷⁵ both alkyl and aryl, can be desulfurized by hydrogenolysis with Raney nickel.¹⁵⁷⁶ The hydrogen is usually not applied externally, since

¹⁵⁷¹König, E.; Musso, H.; Záhorszky, U.I. *Angew. Chem. Int. Ed.* **1972**, *11*, 45; McKenna, C.E.; Traylor, T.G. *J. Am. Chem. Soc.* **1971**, *93*, 2313.

¹⁵⁷²Huang, P.C.; Kosower, E.M. *J. Am. Chem. Soc.* **1968**, *90*, 2354, 2362, 2367; Smith III, M.R.; Hillhouse, G.L. *J. Am. Chem. Soc.* **1988**, *110*, 4066.

¹⁵⁷³Rieker, A.; Niederer, P.; Leibfritz, D. *Tetrahedron Lett.* **1969**, 4287; Kosower, E.M.; Huang, P.C.; Tsuji, T. *J. Am. Chem. Soc.* **1969**, *91*, 2325; König, E.; Musso, H.; Záhorszky, U.I. König, E.; Musso, H.; Záhorszky, U.I. *Angew. Chem. Int. Ed.* **1972**, *11*, 45; McKenna, C.E.; Traylor, T.G. *J. Am. Chem. Soc.* **1971**, *93*, 2313.; Broxton, T.J.; McLeish, M.J. *Aust. J. Chem.* **1983**, *36*, 1031.

¹⁵⁷⁴Shinkai, S.; Mori, S.; Araki, K.; Manabe, O. *Bull. Chem. Soc. Jpn.* **1987**, *60*, 3679.

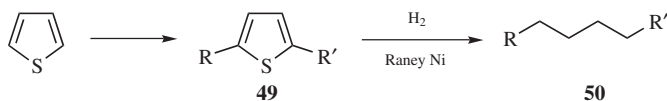
¹⁵⁷⁵For a review of the reduction of thioethers, see Block, E., in Patai, S. *The Chemistry of Functional Groups, Supplement E*, pt. 1, Wiley, NY, **1980**, pp. 585–600.

¹⁵⁷⁶For reviews, see Belen'kii, L.I., in Belen'kii, L.I. *Chemistry of Organosulfur Compounds*, Ellis Horwood, Chichester, **1990**, pp. 193–228; Pettit, G.R.; van Tamelen, E.E. *Org. React.* **1962**, *12*, 356; Hauptmann, H.; Walter, W.F. *Chem. Rev.* **1962**, *62*, 347.

Raney nickel already contains enough hydrogen for the reaction. Other sulfur compounds can be similarly desulfurized, including disulfides, thiono esters,¹⁵⁷⁷ thioamides, sulfoxides, and thioacetals.¹⁵⁷⁸ Reduction of thioacetals is an indirect way of accomplishing reduction of a carbonyl to a methylene group (see **19-61**), and it can also give the alkene if a hydrogen is present.¹⁵⁷⁹ In most of the examples given, R can also be aryl. Other reagents¹⁵⁸⁰ have also been used.¹⁵⁸¹

Lithium aluminum hydride reduces most sulfur compounds with cleavage of the C—S bond, including thiols.¹⁵⁸² Thioesters can be reduced with Ni₂B (from NiBr₂/NaBH₄).¹⁵⁸³ β-Ketosulfones are reduced with TiCl₄—Zn,¹⁵⁸⁴ TiCl₄—Sm,¹⁵⁸⁵ or Bu₃SnCl—NaCNBH₃/AIBN.¹⁵⁸⁶

An important special case of RSR reduction is desulfurization of thiophene derivatives. This proceeds with concomitant reduction of the double bonds. Many compounds have been made by alkylation of thiophene to **49**, followed by reduction to give **50**.



Thiophenes can also be desulfurized to alkenes (RCH₂CH=CHCH₂R' from **49**) with a nickel boride catalyst prepared from nickel(II) chloride and NaBH₄ in methanol.¹⁵⁸⁷ It is possible to reduce just one SR group of a dithioacetal by treatment with borane–pyridine in trifluoroacetic acid or in CH₂Cl₂ in the presence of AlCl₃.¹⁵⁸⁸ Phenyl selenides RSePh can be reduced to RH with Ph₃SnH¹⁵⁸⁹ and with nickel boride.¹⁵⁹⁰ Cleavage of the C—Se bond can also be achieved with SmI₂.¹⁵⁹¹

¹⁵⁷⁷See Baxter, S.L.; Bradshaw, J.S. *J. Org. Chem.* **1981**, *46*, 831.

¹⁵⁷⁸For desulfurization of the mixed acetal PhCHC(OBu)SPh to PhCH₂OBu see Nakata, D.; Kusaka, C.; Tani, S.; Kunishima, M. *Tetrahedron Lett.* **2001**, *42*, 415.

¹⁵⁷⁹Fishman, J.; Torigoe, M.; Guzik, H. *J. Org. Chem.* **1963**, *28*, 1443.

¹⁵⁸⁰For lists of reagents, with references, see Larock, R.C. *Comprehensive Organic Transformations*, 2nd ed., Wiley-VCH, NY, **1999**, pp. 53–60. For a review with respect to transition-metal reagents, see Luh, T.; Ni, Z. *Synthesis* **1990**, 89. For some very efficient nickel-containing reagents, see Becker, S.; Fort, Y.; Vanderesse, R.; Caubère, P. *J. Org. Chem.* **1989**, *54*, 4848.

¹⁵⁸¹For example, diphosphorus tetraiodide by Suzuki, H.; Tani, H.; Takeuchi, S. *Bull. Chem. Soc. Jpn.* **1985**, *58*, 2421; Shigemasa, Y.; Ogawa, M.; Sashiwa, H.; Saimoto, H. *Tetrahedron Lett.* **1989**, *30*, 1277; NiBr₂–Ph₃P–LiAlH₄ by Ho, K.M.; Lam, C.H.; Luh, T. *J. Org. Chem.* **1989**, *54*, 4474.

¹⁵⁸²Smith, M.B.; Wolinsky, J. *J. Chem. Soc. Perkin Trans. 2* **1998**, 1431.

¹⁵⁸³Back, T.G.; Baron D.L.; Yang, K. *J. Org. Chem.* **1993**, *58*, 2407.

¹⁵⁸⁴Guo, H.; Ye, S.; Wang, J.; Zhang, Y. *J. Chem. Res. (S)* **1997**, 114.

¹⁵⁸⁵Wang, J.; Zhang, Y. *Synth. Commun.* **1996**, *26*, 1931.

¹⁵⁸⁶Giovannini, R.; Petrini, M. *Synlett* **1995**, 973.

¹⁵⁸⁷Schut, J.; Engberts, J.B.F.N.; Wynberg, H. *Synth. Commun.* **1972**, *2*, 415.

¹⁵⁸⁸Kikugawa, Y. *J. Chem. Soc. Perkin Trans. 1* **1984**, 609.

¹⁵⁸⁹Clive, D.L.J.; Chittattu, G.; Wong, C.K. *J. Chem. Soc. Chem. Commun.* **1978**, 41.

¹⁵⁹⁰Back, T.G. *J. Chem. Soc. Chem. Commun.* **1984**, 1417.

¹⁵⁹¹Ogawa, A.; Ohya, S.; Doi, M.; Sumino, Y.; Sonoda, N.; Hirao, T. *Tetrahedron Lett.* **1998**, *39*, 6341.

The exact mechanism of the Raney nickel reactions are still in doubt, although they are probably of the free-radical type.¹⁵⁹² It has been shown that reduction of thiophene proceeds through butadiene and butene, not through 1-butanethiol or other sulfur compounds, that is, the sulfur is removed before the double bonds are reduced. This was demonstrated by isolation of the alkenes and the failure to isolate any potential sulfur-containing intermediates.¹⁵⁹³

Sulfonamides are reduced to the corresponding amine by heating with Me_3SiCl and NaI .¹⁵⁹⁴

OS **IV**, 638; **V**, 419; **VI**, 109, 581, 601. See also, OS **VII**, 124, 476.

19-71 Reduction of Sulfonyl Halides and Sulfonic Acids to Thiols or Disulfides



Thiols can be prepared by the reduction of sulfonyl halides¹⁵⁹⁵ with LiAlH_4 . Usually, the reaction is carried out on aromatic sulfonyl chlorides. Zinc and acetic acid, and HI , also give the reduction. Another reagent for this reduction is Me_2SiCl_2 and Zn with dimethyl acetamide.¹⁵⁹⁶ Sulfonic acids have been reduced to thiols with a mixture of triphenylphosphine and either I_2 or a diaryl disulfide.¹⁵⁹⁷ For the reduction of sulfonyl chlorides to sulfinic acids, see **16-104**.

Disulfides RSSR can also be produced.¹⁵⁹⁸ Other sulfonic acid derivatives can be converted to disulfides. Esters, such as PhSAc , are converted to disulfides PhS-SPh with Clayan and microwave irradiation.¹⁵⁹⁹ Thiobenzoate derivatives PhSBz are similarly converted to PhS-SPh with SmI_2 .¹⁶⁰⁰ In a similar manner, $\text{RS-SO}_3\text{Na}$ is converted to RS-SR when heated with samarium metal in water.¹⁶⁰¹

OS **I**, 504; **IV**, 695; **V**, 843.

¹⁵⁹²For a review, see Bonner, W.A.; Grimm, R.A., in Kharasch, N.; Meyers, C.Y. *The Chemistry of Organic Sulfur Compounds*, Vol. 2, Pergamon, NY, **1966**, pp. 35–71, 410–413. For a review of the mechanism of desulfurization on molybdenum surfaces, see Friend, C.M.; Roberts, J.T. *Acc. Chem. Res.* **1988**, *21*, 394.

¹⁵⁹³Owens, P.J.; Ahmberg, C.H. *Can. J. Chem.* **1962**, *40*, 941.

¹⁵⁹⁴Sabitha, G.; Reddy, B.V.S.; Abraham, S.; Yadav, J.S. *Tetrahedron Lett.* **1999**, *40*, 1569.

¹⁵⁹⁵For a review, see Wardell, J.L., in Patai, S. *The Chemistry of the Thiol Group*, pt. 2, Wiley, NY, **1974**, pp. 216–220.

¹⁵⁹⁶Uchiro, H.; Kobayashi, S. *Tetrahedron Lett.* **1999**, *40*, 3179.

¹⁵⁹⁷Oae, S.; Togo, H. *Bull. Chem. Soc. Jpn.* **1983**, *56*, 3802; **1984**, *57*, 232.

¹⁵⁹⁸For example, see Alper, H. *Angew. Chem. Int. Ed.* **1969**, *8*, 677; Chan, T.H.; Montillier, J.P.; Van Horn, W.F.; Harpp, D.N. *J. Am. Chem. Soc.* **1970**, *92*, 7224. See also, Olah, G.A.; Narang, S.C.; Field, L.D.; Karpeles, R. *J. Org. Chem.* **1981**, *46*, 2408; Oae, S.; Togo, H. *Bull. Chem. Soc. Jpn.* **1983**, *56*, 3813; Suzuki, H.; Tani, H.; Osuka, A. *Chem. Lett.* **1984**, 139; Babu, J.R.; Bhatt, M.V. *Tetrahedron Lett.* **1986**, *27*, 1073; Narayana, C.; Padmanabhan, S.; Kabalka, G.W. *Synlett* **1991**, 125.

¹⁵⁹⁹Meshram, H.M.; Bandyopadhyay, A.; Reddy, G.S.; Yadav, J.S. *Synth. Commun.* **1999**, *29*, 2705.

¹⁶⁰⁰Yoo, B.W.; Baek, H.S.; Keum, S.R.; Yoon, C.M.; Nam, G.S.; Kim, S.H.; Kim, J.H. *Synth. Commun.* **2000**, *30*, 4317.

¹⁶⁰¹Wang, L.; Li, P.; Zhou, L. *Tetrahedron Lett.* **2002**, *43*, 8141.

19-72 Reduction of Sulfoxides and Sulfones

S-Oxygen-detachment

Sulfoxides can be reduced to sulfides by many reagents,¹⁶⁰² among them Ph_3P ,¹⁶⁰³ LiAlH_4 , HI , Bu_3SnH ,¹⁶⁰⁴ $\text{MeSiCl}_3-\text{NaI}$,¹⁶⁰⁵ $\text{H}_2-\text{Pd}-\text{C}$,¹⁶⁰⁶ $\text{NaBH}_4-\text{NiCl}_2$,¹⁶⁰⁷ NaBH_4/I_2 ,¹⁶⁰⁸ catecholborane,¹⁶⁰⁹ TiI_4 ,¹⁶¹⁰ TiCl_4/In ,¹⁶¹¹ $\text{Cp}_2\text{TiCl}_2/\text{In}$,¹⁶¹² Sm /methanolic NH_4Cl with ultrasound,¹⁶¹³ $(\text{EtO})_2\text{PCI}/\text{NEt}_3$,¹⁶¹⁴ and $\text{SiO}_2/\text{SOCl}_2$. Sulfones, however, are usually stable to reducing agents, although they have been reduced to sulfides with DIBALH , $(i\text{Bu})_2\text{AlH}$.¹⁶¹⁵ A less general reagent is LiAlH_4 , which reduces some sulfones to sulfides, but not others.¹⁶¹⁶ Heating sulfoxides with 2,6-dihydropyridine gives the corresponding sulfide.¹⁶¹⁷ Both sulfoxides and sulfones can be reduced by heating with sulfur (which is oxidized to SO_2), although the reaction with sulfoxides proceeds at a lower temperature. It has been shown by using substrate labeled with ^{35}S that sulfoxides simply give up the oxygen to the sulfur, but that the reaction with sulfones is more complex, since $\sim 75\%$ of the original radioactivity of the sulfone is lost.¹⁶¹⁸ This indicates that most of the sulfur in the sulfide product comes in this case from the *reagent*. There is no direct general

¹⁶⁰²For reviews, see Kukushkin, V.Yu. *Russ. Chem. Rev.* **1990**, 59, 844; Madesclaire, M. *Tetrahedron* **1988**, 44, 6537; Drabowicz, J.; Togo, H.; Mikołajczyk, M.; Oae, S. *Org. Prep. Proced. Int.* **1984**, 16, 171; Drabowicz, J.; Numata, T.; Oae, S. *Org. Prep. Proced. Int.* **1977**, 9, 63. For a list of reagents, with references, see Block, E. *Reactions of Organosulfur Compounds*, Academic Press, NY, **1978**.

¹⁶⁰³For a review, see Rowley, A.G., in Cadogan, J.I.G. *Organophosphorus Reagents in Organic Synthesis*, Academic Press, NY, **1979**, pp. 301–304.

¹⁶⁰⁴Kozuka, S.; Furumai, S.; Akasaka, T.; Oae, S. *Chem. Ind. (London)* **1974**, 496.

¹⁶⁰⁵Olah, G.A.; Husain, A.; Singh, B.P.; Mehrotra, A.K. *J. Org. Chem.* **1983**, 48, 3667. See also, Schmidt, A.H. *Russ. Chem. Ber.* **1981**, 114, 822.

¹⁶⁰⁶Ogura, K.; Yamashita, M.; Tsuchihashi, G. *Synthesis* **1975**, 385.

¹⁶⁰⁷Khurana, J.M.; Ray, A.; Singh, S. *Tetrahedron Lett.* **1998**, 39, 3829.

¹⁶⁰⁸Karimi, B.; Zareyee, D. *Synthesis* **2003**, 335.

¹⁶⁰⁹Harrison, D.J.; Tam, N.C.; Vogels, C.M.; Langler, R.F.; Baker, R.T.; Decken, A.; Westcott, S.A. *Tetrahedron Lett.* **2004**, 45, 8493.

¹⁶¹⁰Shimizu, M.; Shibuya, K.; Hayakawa, R. *Synlett* **2000**, 1437.

¹⁶¹¹Yoo, B.W.; Choi, K.H.; Kim, D.Y.; Choi, K.I.; Kim, J.H. *Synth. Commun.* **2003**, 33, 53.

¹⁶¹²Yoo, B.W.; Choi, K.H.; Lee, S.J.; Yoon, C.M.; Kim, S.H.; Kim, J.H. *Synth. Commun.* **2002**, 32, 63.

¹⁶¹³Yadav, J.S.; Subba Reddy, B.V.; Srinivas, C.; Srihari, P. *Synlett* **2001**, 854.

¹⁶¹⁴Jie, Z.; Rammooorthy, V.; Fischer, B. *J. Org. Chem.* **2002**, 67, 711.

¹⁶¹⁵Gardner, J.N.; Kaiser, S.; Krubiner, A.; Lucas, H. *Can. J. Chem.* **1973**, 51, 1419.

¹⁶¹⁶Bordwell, F.G.; McKellin, W.H. *J. Am. Chem. Soc.* **1951**, 73, 2251; Whitney, T.A.; Cram, D.J. *J. Org. Chem.* **1970**, 35, 3964; Weber, W.P.; Stromquist, P.; Ito, T.I. *Tetrahedron Lett.* **1974**, 2595.

¹⁶¹⁷Miller, S.J.; Collier, T.R.; Wu, W. *Tetrahedron Lett.* **2000**, 41, 3781.

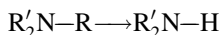
¹⁶¹⁸Kiso, S.; Oae, S. *Bull. Chem. Soc. Jpn.* **1967**, 40, 1722. See also, Oae, S.; Nakai, M.; Tsuchida, Y.; Furukawa, N. *Bull. Chem. Soc. Jpn.* **1971**, 44, 445.

method for the reduction of sulfones to sulfoxides, but an indirect method has been reported.¹⁶¹⁹ Selenoxides can be reduced to selenides with a number of reagents.¹⁶²⁰

OS IX, 446

D. Reduction With Cleavage

19-73 de-Alkylation of Amines and Amides



Certain amines can be dealkylated, usually under reductive conditions. *N*-Allyl amines, $R_2N-CH_2CH=CH_2$ are converted to the corresponding amine, R_2N-H , with Dibal/NiCl₂dppp,¹⁶²¹ and with Pd(dba)₂dppb.¹⁶²² A mixture of TiCl₃ and Li converts *N*-benzylamines to the amine ($R_2NCH_2Ph \rightarrow R_2NH$).¹⁶²³ In the case of *N,N*-dimethyl amines, RuCl₃ and H₂O₂ demethylate the amine ($ArNMe_2 \rightarrow ArNHMe$).¹⁶²⁴ Tribenzylamines are dealkylated to give the dibenzylamine with ceric ammonium nitrate in aqueous acetonitrile.¹⁶²⁵ *N*-Benzyl indoles are cleaved to indoles with O₂, DMSO/KO*t*-Bu¹⁶²⁶ or with tetrabutylammonium fluoride.¹⁶²⁷

The process is not limited to amines. Amides can also be dealkylated. *N*-Benzyl amides are debenzylated in the presence of NBS and AIBN.¹⁶²⁸

N-Alkyl sulfonamides are dealkylated with PhI(OAc)₂ and I₂ with ultrasound to give a primary sulfonamide.¹⁶²⁹ Similar results are obtained with H₅IO₆ and a chromium catalyst.¹⁶³⁰ *tert*-Butyl sulfonamides are cleaved to the primary sulfonamide with BCl₃.¹⁶³¹

¹⁶¹⁹Still, I.W.J.; Ablenas, F.J. *J. Org. Chem.* **1983**, *48*, 1617.

¹⁶²⁰See, for example, Sakaki, K.; Oae, S. *Chem. Lett.* **1977**, 1003; Still, I.W.J.; Hasan, S.K.; Turnbull, K. *Can. J. Chem.* **1978**, *56*, 1423; Denis, J.N.; Krief, A. *J. Chem. Soc. Chem. Commun.* **1980**, 544.

¹⁶²¹Taniguchi, T.; Ogasawara, K. *Tetrahedron Lett.* **1998**, *39*, 4679.

¹⁶²²Lemaire-Audoire, S.; Savignac, M.; Dupuis, C.; Genêt, J.-P. *Bull. Soc. Chim. Fr.* **1995**, *132*, 1157; Lemaire-Audoire, S.; Savignac, M.; Genêt, J.-P.; Bernard, J.-M. *Tetrahedron Lett.* **1995**, *36*, 1267.

¹⁶²³Talukdar, S.; Banerji, A. *Synth. Commun.* **1995**, *25*, 813.

¹⁶²⁴Murahashi, S.-I.; Naota, T.; Miyaguchi, N.; Nakato, T. *Tetrahedron Lett.* **1992**, *33*, 6991.

¹⁶²⁵Bull, S.D.; Davies, S.G.; Mulvaney, A.W.; Prasad, R.S.; Smith, A.D.; Fenton, G. *Chem. Commun.* **2000**, 337.

¹⁶²⁶Haddach, A.A.; Kelleman, A.; Deaton-Rewolowski, M.V. *Tetrahedron Lett.* **2002**, *43*, 399.

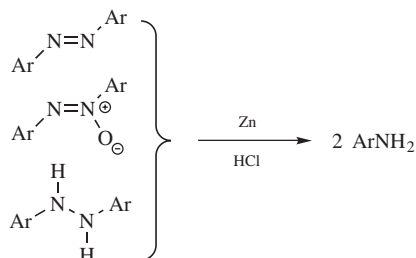
¹⁶²⁷Routier, S.; Saugé, L.; Ayerbe, N.; Couderet, G.; Mérour, J.-Y. *Tetrahedron Lett.* **2002**, *43*, 589. For a related debenzylation see Meng, G.; He, Y.-P.; Chen, F.-E. *Synth. Commun.* **2003**, *33*, 2593.

¹⁶²⁸Baker, S.R.; Parsons, A.F.; Wilson, M. *Tetrahedron Lett.* **1998**, *39*, 331.

¹⁶²⁹Katohgi, M.; Yokoyama, M.; Togo, H. *Synlett* **2000**, 1055; Katohgi, M.; Togo, H. *Tetrahedron* **2001**, *57*, 7481.

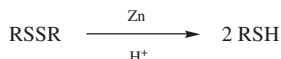
¹⁶³⁰Xu, L.; Zhang, S.; Trudell, M.L. *Synlett* **2004**, 1901.

¹⁶³¹Wan, Y.; Wu, X.; Kannan, M.A.; Alterman, M. *Tetrahedron Lett.* **2003**, *44*, 4523.

19-74 Reduction of Azo, Azoxy, and Hydrazo Compounds to Amines

Azo, azoxy, and hydrazo compounds can all be reduced to amines.¹⁶³² Metals (notably zinc) and acids, and $\text{Na}_2\text{S}_2\text{O}_4$, are frequently used as reducing agents, and Bu_3SnH with a copper catalyst has been used.¹⁶³³ Borane reduces azo compounds to amines, although it does not reduce nitro compounds.¹⁶³⁴ LiAlH_4 does not reduce hydrazo compounds or azo compounds, although with the latter, hydrazo compounds are sometimes isolated. With azoxy compounds, LiAlH_4 gives only azo compounds (**19-68**). Noted that azo compounds are reduced to the hydrazine by reaction with hydrazine hydrate in ethanol.¹⁶³⁵

OS I, 49; II, 35, 39; III, 360; X, 327. Also see, OS II, 290.

19-75 Reduction of Disulfides to Thiols**S-Hydrogen-uncoupling**

Disulfides can be reduced to thiols by mild reducing agents,¹⁶³⁶ such as zinc and dilute acid, In and $\text{NH}_4\text{Cl}/\text{EtOH}$,¹⁶³⁷ or Ph_3P and H_2O .¹⁶³⁸ The reaction can also be accomplished simply by heating with alkali.¹⁶³⁹ Among other reagents used have been LiAlH_4 , $\text{NaBH}_4/\text{ZrCl}_4$,¹⁶⁴⁰ Mg/MeOH ,¹⁶⁴¹ $\text{KBH}(\text{O}-i\text{Pr})_3$,¹⁶⁴² and hydrazine or substituted hydrazines.¹⁶⁴³

¹⁶³²For a review, see Newbold, B.T., in Patai, S. *The Chemistry of Hydrazo, Azo, and azoxy Groups*, pt. 2, Wiley, NY, 1975, pp. 629–637.

¹⁶³³Tan, Z.; Qu, Z.; Chen, B.; Wang, J. *Tetrahedron* **2000**, 56, 7457.

¹⁶³⁴Brown, H.C.; Subba Rao, B.C. *J. Am. Chem. Soc.* **1960**, 82, 681.

¹⁶³⁵Zhang, C.-R.; Wang, Y.-L. *Synth. Commun.* **2003**, 33, 4205.

¹⁶³⁶For a review, see Wardell, J.L., in Patai, S. *The Chemistry of the Thiol Group*, pt. 2, Wiley, NY, 1974, pp. 220–229.

¹⁶³⁷Reddy, G.V.S.; Rao, G.V.; Iyengar, D.S. *Synth. Commun.* **2000**, 30, 859.

¹⁶³⁸Overman, L.E.; Smoot, J.; Overman, J.D. *Synthesis* **1974**, 59.

¹⁶³⁹For discussions, see Danehy, J.P.; Hunter, W.E. *J. Org. Chem.* **1967**, 32, 2047.

¹⁶⁴⁰Chary, K.P.; Rajaram, S.; Iyengar, D.S. *Synth. Commun.* **2000**, 30, 3905.

¹⁶⁴¹Sridhar, M.; Vadivel, S.K.; Bhalerao, U.T. *Synth. Commun.* **1997**, 27, 1347.

¹⁶⁴²Brown, H.C.; Nazer, B.; Cha, J.S. *Synthesis* **1984**, 498.

¹⁶⁴³Maiti, S.N.; Spevak, P.; Singh, M.P.; Micetich, R.G.; Narender Reddy, A.V. *Synth. Commun.* **1988**, 18, 575.

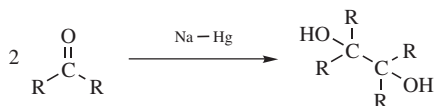
Aryl diselenides are similarly cleaved to selenols (ArSeH) with Cp_2TiH followed by $\text{Ph}_2\text{I}^+\text{X}^-$.¹⁶⁴⁴

OS II, 580. Also see, OS IV, 295.

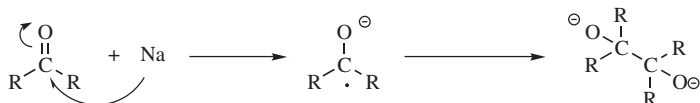
E. Reductive Coupling

19-76 Bimolecular Reduction of Aldehydes and Ketones to 1,2-Diols and Imines to 1,2-Diamines

2/O-Hydrogen-coupling and 2/N-Hydrogen-coupling



1,2-Diols (pinacols) can be synthesized by reduction of aldehydes and ketones with active metals, such as sodium, magnesium, or aluminum.¹⁶⁴⁵ Aromatic ketones give better yields than aliphatic ones. The use of a Mg-MgI_2 mixture has been called the *Gomberg-Bachmann pinacol synthesis*.¹⁶⁴⁶ As with a number of other reactions involving sodium, there is a direct electron transfer here, converting the ketone or aldehyde to a ketyl, which dimerizes.



Other reagents have been used,¹⁶⁴⁷ including Sm ,¹⁶⁴⁸ Yb ,¹⁶⁴⁹ $\text{Yb-Me}_3\text{SiCl}$,¹⁶⁵⁰ InCl_3 catalyst with Mg ,¹⁶⁵¹ Al/TiCl_3 ,¹⁶⁵² VOCl_3 catalyst with Me_3SiCl ,¹⁶⁵³

¹⁶⁴⁴Huang, X.; Wu, L.-L.; Xu, X.-H. *Synth. Commun.* **2001**, *31*, 1871.

¹⁶⁴⁵For efficient methods, see Schreiber, A.A.P. *Tetrahedron Lett.* **1970**, 4271; Fürstner, A.; Csuk, R.; Rohrer, C.; Weidmann, H. *J. Chem. Soc. Perkin Trans. 1* **1988**, 1729. For an ultrasound promoted reaction with aluminum, see Bian, Y.-J.; Liu, S.-M.; Li, J.-T.; Li, T.-S. *Synth. Commun.* **2002**, *32*, 1169.

¹⁶⁴⁶For an ultrasound promoted reaction, see Li, J.-T.; Bian, Y.-J.; Zang, H.-J.; Li, T.-s. *Synth. Commun.* **2002**, *32*, 547.

¹⁶⁴⁷For a list of reagents, with references, see Larock, R.C. *Comprehensive Organic Transformations*, 2nd ed., Wiley-VCH, NY, **1999**, pp.1111–1114.

¹⁶⁴⁸Ghatak, A.; Becker, F.F.; Banik, B.K. *Tetrahedron Lett.* **2000**, *41*, 3793; Talukdar, S.; Fang, J.-M. *J. Org. Chem.* **2001**, *66*, 330; Yu, M.; Zhang, Y. *Org. Prep. Proceed. Int.* **2001**, *33*, 187; Hélicon, F.; Lannou, M.-I.; Namy, J.-L. *Tetrahedron Lett.* **2003**, *44*, 5507.

¹⁶⁴⁹Hou, Z.; Takamine, K.; Fujiwara, Y.; Taniguchi, K. *Chem. Lett.* **1987**, 2061.

¹⁶⁵⁰Ogawa, A.; Takeuchi, H.; Hirao, T. *Tetrahedron Lett.* **1999**, *40*, 7113.

¹⁶⁵¹Mori, K.; Ohtaka, S.; Uemura, S. *Bull. Chem. Soc. Jpn.* **2001**, *74*, 1497.

¹⁶⁵²Li, J.-T.; Lin, Z.-P.; Qi, N.; Li, T.-S. *Synth. Commun.* **2004**, *34*, 4339.

¹⁶⁵³Hirao, T.; Hatano, B.; Imamoto, Y.; Ogawa, A. *J. Org. Chem.* **1999**, *64*, 7665.

activated Mn,¹⁶⁵⁴ In with ultrasound,¹⁶⁵⁵ Zn,¹⁶⁵⁶ and a reagent prepared from TiCl₄¹⁶⁵⁷ and Mg amalgam¹⁶⁵⁸ (a low-valent titanium reagent,¹⁶⁵⁹ see 19-76). A mixture of TiCl₄¹⁶⁶⁰ or TiCl₂¹⁶⁶¹ and Zn can also be used. Unsymmetrical coupling between two different aldehydes has been achieved by the use of a vanadium complex,¹⁶⁶² while TiCl₃ in aqueous solution has been used to couple two different ketones.¹⁶⁶³ Two aldehydes have also been coupled using magnesium in water.¹⁶⁶⁴ Coupling leads to a mixture of syn- and anti-diols. "Syn-selective" reagents are Cp₂TiCl₂/Mn,¹⁶⁶⁵ TiCl₄/Bu₄I,¹⁶⁶⁶ TiI₄,¹⁶⁶⁷ TiBr₂+Cu,¹⁶⁶⁸ and NbCl₃.¹⁶⁶⁹ With SmI₂,¹⁶⁷⁰ coupling in the presence of a primary alkyl iodide leads to acyl addition using an excess of HMPA, but pinacol coupling with an excess of LiBr.¹⁶⁷¹ "Anti-selective" coupling reactions are also known: Ti-salen,¹⁶⁷² Mg with a NiCl₂ catalyst,¹⁶⁷³ Sm/SmCl₃,¹⁶⁷⁴ and TiCl₄(thf)₂ with a chiral Schiff base.¹⁶⁷⁵ Aryl

¹⁶⁵⁴Rieke, R.D.; Kim, S.-H. *J. Org. Chem.* **1998**, *63*, 5235. For a reaction using Mn, Me₃SiCl and a cerium catalyst, see Groth, U.; Jeske, M. *Synlett* **2001**, 129.

¹⁶⁵⁵Lim, H.J.; Keum, G.; Kang, S.B.; Chung, B.Y.; Kim, Y. *Tetrahedron Lett.* **1998**, *39*, 4367.

¹⁶⁵⁶Hekmatshoar, R.; Yavari, I.; Beheshtiha, Y.S.; Heravi, M.M. *Monat. Chem.* **2001**, *132*, 689.

¹⁶⁵⁷For a discussion of pinacol versus reduction with this reagent, and mechanistic considerations, see Clerici, A.; Pastori, N.; Porta, O. *Tetrahedron Lett.* **2004**, *45*, 1825.

¹⁶⁵⁸Corey, E.J.; Danheiser, R.L.; Chandrasekaran, S. *J. Org. Chem.* **1976**, *41*, 260; Pons, J.; Zahra, J.; Santelli, M. *Tetrahedron Lett.* **1981**, *22*, 3965. For some other titanium-containing reagents, see Clerici, A.; Porta, O. *J. Org. Chem.* **1985**, *50*, 76; Handa, Y.; Inanaga, J. *Tetrahedron Lett.* **1987**, *28*, 5717. For a review of such coupling with Ti and V halides, see Lai, Y. *Org. Prep. Proced. Int.* **1980**, *12*, 363.

¹⁶⁵⁹For a discussion of the mechanism, see Hashimoto, Y.; Mizuno, U.; Matsuoka, H.; Miyahara, T.; Takakura, M.; Yoshimoto, M.; Oshima, K.; Utimoto, K.; Matsubara, S. *J. Am. Chem. Soc.* **2001**, *123*, 1503.

¹⁶⁶⁰Li, T.; Cui, W.; Liu, J.; Zhao, J.; Wang, Z. *Chem. Commun.* **2000**, 139.

¹⁶⁶¹Kagayama, A.; Igarashi, K.; Mukaiyama, T. *Can. J. Chem.* **2000**, *78*, 657.

¹⁶⁶²Freudenberger, J.H.; Konradi, A.W.; Pedersen, S.F. *J. Am. Chem. Soc.* **1989**, *111*, 8014.

¹⁶⁶³Clerici, A.; Porta, O. *J. Org. Chem.* **1982**, *47*, 2852; *Tetrahedron* **1983**, *39*, 1239. For some other unsymmetrical couplings, see Hou, Z.; Takamine, K.; Aoki, O.; Shiraiishi, H.; Fujiwara, Y.; Taniguchi, H. *J. Chem. Soc. Chem. Commun.* **1988**, 668; Delair, P.; Luche, J. *J. Chem. Soc. Chem. Commun.* **1989**, 398; Takahara, P.M.; Freudenberger, J.H.; Konradi, A.W.; Pedersen, S.F. *Tetrahedron Lett.* **1989**, *30*, 7177.

¹⁶⁶⁴Zhang, W.-C.; Li, C.-J. *J. Chem. Soc. Perkin Trans. 1* **1998**, 3131.

¹⁶⁶⁵Gansäuer, A.; Bauer, D. *Eur. J. Org. Chem.* **1998**, 2673. Also see, Barden, M.C.; Schwartz, J. *J. Am. Chem. Soc.* **1996**, *118*, 5484; Gansäuer, A. *Chem. Commun.* **1997**, 457; Gansäuer, A. *Synlett* **1997**, 363; Clerici, A.; Clerici, L.; Porta, O. *Tetrahedron Lett.* **1996**, *37*, 3035.

¹⁶⁶⁶Tsuritani, T.; Ito, S.; Shinokubo, H.; Oshima, K. *J. Org. Chem.* **2000**, *65*, 5066.

¹⁶⁶⁷Hayakawa, R.; Shimizu, M. *Chem. Lett.* **2000**, 724. For a syn-selective coupling with conjugated aldehydes, see Shimizu, M.; Goto, H.; Hayakawa, R. *Org. Lett.* **2002**, *4*, 4097.

¹⁶⁶⁸Mukaiyama, T.; Yoshimura, N.; Igarashi, K.; Kagayama, A. *Tetrahedron* **2001**, *57*, 2499.

¹⁶⁶⁹Szymoniak, J.; Besançon, J.; Moïse, C. *Tetrahedron* **1994**, *50*, 2841.

¹⁶⁷⁰Namy, J.L.; Souppé, J.; Kagan, H.B. *Tetrahedron Lett.* **1983**, *24*, 765; Nomura, R.; Matsuno, T.; Endo, T. *J. Am. Chem. Soc.* **1996**, *118*, 11666; Honda, T.; Katoh, M. *Chem. Commun.* **1997**, 369; Shiue, J.-S.; Lin, C.-C.; Fang, J.-M. *Tetrahedron Lett.* **1993**, *34*, 335. Also see Yamashita, M.; Okuyama, K.; Kawasaki, I.; Ohta, S. *Tetrahedron Lett.* **1996**, *37*, 7755.

¹⁶⁷¹Miller, R.S.; Sealy, J.M.; Shabangi, M.; Kuhlman, M.L.; Fuchs, J.R.; Flowers II, R.A. *J. Am. Chem. Soc.* **2000**, *122*, 7718.

¹⁶⁷²Chatterjee, A.; Bennur, T.H.; Joshi, N.N. *J. Org. Chem.* **2003**, *68*, 5668.

¹⁶⁷³Shi, L.; Fan, C.-A.; Tu, Y.-Q.; Wang, M.; Zhang, F.-M. *Tetrahedron* **2004**, *60*, 2851.

¹⁶⁷⁴Matsukawa, S.; Hinakubo, Y. *Org. Lett.* **2003**, *5*, 1221.

¹⁶⁷⁵Li, Y.-G.; Tian, Q.-S.; Zhao, J.; Feng, Y.; Li, M.-J.; You, T.-P. *Tetrahedron Asymmetry* **2004**, *15*, 1707.

aldehydes are coupled to give the bis-trimethylsilyl ether using Mn, Me₃SiCl, and Cp₂TiCl₂.¹⁶⁷⁶

A crossed-pinacol coupling was reported using Et₂Zn and with a BINOL catalyst gave good enantioselectivity.¹⁶⁷⁷ A combination of Mg and Me₃SiCl was also used to a crossed-pinacol.¹⁶⁷⁸

Intramolecular pinacol coupling reactions are known, giving cyclic 1,2-diols.¹⁶⁷⁹ Dialdehydes have been cyclized by reaction with TiCl₃ to give cyclic 1,2-diols in good yield.¹⁶⁸⁰ A radical-induced coupling of an α,ω -dialdehyde led to *cis*-1,2-cyclopentanediol when treated with Bu₃SnH and AIBN.¹⁶⁸¹ or induced photochemically.¹⁶⁸²

Chiral additives with pinacol couplings lead to formation of a diol with moderate to good enantioselectivity.¹⁶⁸³ Chiral metal complexes in conjunction with a metal leads to diol formation with good enantioselectivity.¹⁶⁸⁴

A variation of the pinacol coupling treats acyl nitriles with indium metal and ultrasound to give a 1,2-diketone.¹⁶⁸⁵ Another variation couples acetals to give 1,2-diols.¹⁶⁸⁶

The dimerization of ketones to 1,2-diols can also be accomplished photochemically; indeed, this is one of the most common photochemical reactions.¹⁶⁸⁷ The substrate, which is usually a diaryl or aryl alkyl ketone (though a few aromatic aldehydes and dialkyl ketones have been dimerized), is irradiated with UV light in the presence of a hydrogen donor, such as isopropyl alcohol, toluene, or an amine.¹⁶⁸⁸

¹⁶⁷⁶Dunlap, M.S.; Nicholas, K.M. *Synth. Commun.* **1999**, *29*, 1097.

¹⁶⁷⁷Kumagai, N.; Matsunaga, S.; Kinoshita, T.; Harada, S.; Okada, S.; Sakamoto, S.; Yamaguchi, K.; Shibasaki, M. *J. Am. Chem. Soc.* **2003**, *125*, 2169.

¹⁶⁷⁸Maekawa, H.; Yamamoto, Y.; Shimada, H.; Yonemura, K.; Nishiguchi, I. *Tetrahedron Lett.* **2004**, *45*, 3869.

¹⁶⁷⁹**With a Ti catalyst + Zn:** Yamamoto, Y.; Hattori, R.; Itoh, K. *Chem. Commun.* **1999**, 825; Yamamoto, Y.; Hattori, R.; Miwa, T.; Nakagai, Y.-I.; Kubota, T.; Yamamoto, C.; Okamoto, Y.; Itoh, K. *J. Org. Chem.* **2001**, *66*, 3865. **With SmI₂/t-BuOH:** Handa, S.; Kachala, M.S.; Lowe, S.R. *Tetrahedron Lett.* **2004**, *45*, 253.

¹⁶⁸⁰McMurry, J.E.; Rico, J.G. *Tetrahedron Lett.* **1989**, *30*, 1169. For the stereochemistry of this coupling, see McMurry, J.E.; Siemers, N.O. *Tetrahedron Lett.* **1993**, *34*, 7891. For other cyclization reactions of dialdehydes and ketoaldehydes, see Molander, G.A.; Kenny, C. *J. Am. Chem. Soc.* **1989**, *111*, 8236; Raw, A.S.; Pedersen, S.F. *J. Org. Chem.* **1991**, *56*, 830; Chiara, J.L.; Cabri, W.; Hanessian, S. *Tetrahedron Lett.* **1991**, *32*, 1125.

¹⁶⁸¹Hays, D.S.; Fu, G.C. *J. Org. Chem.* **1998**, *63*, 6375.

¹⁶⁸²Hays, D.S.; Fu, G.C. *J. Am. Chem. Soc.* **1995**, *117*, 7283.

¹⁶⁸³Enders, D.; Ullrich, E.C. *Tetrahedron Asymmetry* **2000**, *11*, 3861.

¹⁶⁸⁴See Bensari, A.; Renaud, J.-L.; Riant, O. *Org. Lett.* **2001**, *3*, 3863; Takenaka, N.; Xia, G.; Yamamoto, H. *J. Am. Chem. Soc.* **2004**, *126*, 13198.

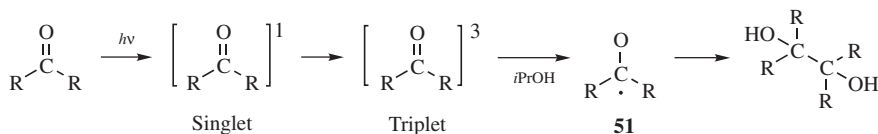
¹⁶⁸⁵Baek, H.S. et al. *Tetrahedron Lett.* **2000**, *41*, 8097.

¹⁶⁸⁶Studer, A.; Curran, D.P. *Synlett* **1996**, 255.

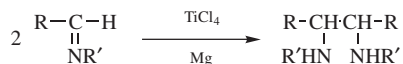
¹⁶⁸⁷For reviews, see Schönberg, A. *Preparative Organic Photochemistry*, Springer, NY, **1968**, pp. 203–217; Neckers, D.C. *Mechanistic Organic Photochemistry*, Reinhold, NY, **1967**, pp. 163–177; Calvert, J.G.; Pitts Jr., J.N. *Photochemistry*, Wiley, NY, **1966**, pp. 532–536; Turro, N.J. *Modern Molecular Photochemistry*, W.A. Benjamin, NY, **1978**, pp. 363–385; Kan, R.O. *Organic Photochemistry*, McGraw-Hill, NY, **1966**, pp. 222–229.

¹⁶⁸⁸For a review of amines as hydrogen donors in this reaction, see Cohen, S.G.; Parola, A.; Parsons, Jr., G.H. *Chem. Rev.* **1973**, *73*, 141.

In the case of benzophenone, irradiated in the presence of 2-propanol, the ketone molecule initially undergoes $n \rightarrow \pi^*$ excitation, and the singlet species thus formed crosses to the T_1 state with a very high efficiency.



The T_1 species abstracts hydrogen from the alcohol (p. 347), and then dimerizes. The $i\text{PrO}\cdot$ radical, which is formed by this process, donates $\text{H}\cdot$ to another molecule of ground-state benzophenone, producing acetone and another molecule of **51**. This mechanism¹⁶⁸⁹ predicts that the quantum yield for the disappearance of benzophenone should be 2, since each quantum of light results in the conversion of 2 equivalents of benzophenone to **51**. Under favorable experimental conditions, the observed quantum yield does approach 2. Benzophenone abstracts hydrogen with very high efficiency. Other aromatic ketones are dimerized with lower quantum yields, and some (e.g., *p*-aminobenzophenone, *o*-methylacetophenone) cannot be dimerized at all in 2-propanol (although *p*-aminobenzophenone, e.g., can be dimerized in cyclohexane¹⁶⁹⁰). The reaction has also been carried out electrochemically.¹⁶⁹¹



A coupling reaction similar to pinacol coupling has been used with imines, which dimerize to give 1,2-diamines. A number of reagents have been used, including treatment with $\text{TiCl}_4\text{-Mg}$,¹⁶⁹² In/aq. EtOH ,¹⁶⁹³ Zn/aq. NaOH ,¹⁶⁹⁴ $\text{Cp}_2\text{VCl}_2/\text{Zn/}$

¹⁶⁸⁹For some of the evidence for this mechanism, see Pitts, Jr., J.N.; Letsinger, R.L.; Taylor, R.; Patterson, S.; Reckenwald, G.; Martin, R.B. *J. Am. Chem. Soc.* **1959**, *81*, 1068; Moore, W.M.; Hammond, G.S.; Foss, R.P. *J. Am. Chem. Soc.* **1961**, *83*, 2789; Huyser, E.S.; Neckers, D.C. *J. Am. Chem. Soc.* **1963**, *85*, 3641.

¹⁶⁹⁰Porter, G.; Suppan, P. *Proc. Chem. Soc.* **1964**, 191.

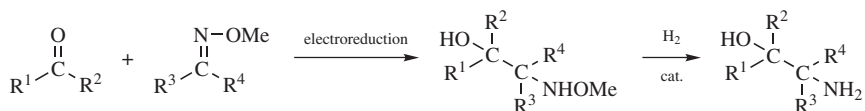
¹⁶⁹¹Elinson, M.N.; Feducovich, S.K.; Dorofeev, A.S.; Vereshchagin, A.N.; Nikishin, G.I. *Tetrahedron* **2000**, *56*, 9999. For reviews, see Fry, A.J. *Synthetic Organic Electrochemistry*, 2nd ed., Wiley, NY, **1989**, pp. 174–180; Shono, T. *Electroorganic Chemistry as a New Tool in Organic Synthesis*, Springer, NY, **1984**, pp. 137–140; Baizer, M.M.; Petrovich, J.P. *Prog. Phys. Org. Chem.* **1970**, *7*, 189. For a review of electrolytic reductive coupling, see Baizer, M.M. in Baizer, M.M.; Lund, H. *Organic Electrochemistry*, Marcel Dekker, NY, **1983**, pp. 639–689.

¹⁶⁹²Betschart, C.; Schmidt, B.; Seebach, D. *Helv. Chim. Acta* **1988**, *71*, 1999; Mangeney, P.; Tejero, T.; Alexakis, A.; Grosjean, F.; Normant, J. *Synthesis* **1988**, 255; Alexakis, A.; Aujard, I.; Mangeney, P. *Synlett* **1998**, 873, 875.

¹⁶⁹³Kalyanam, N.; Rao, G.V. *Tetrahedron Lett.* **1993**, *34*, 1647.

¹⁶⁹⁴Dutta, M.P.; Baruah, B.; Boruah, A.; Prajapati, D.; Sandu, J.S. *Synlett* **1998**, 857.

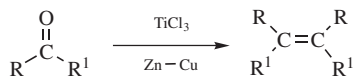
PhMe₂SiCl,¹⁶⁹⁵ Et₂AlCl,¹⁶⁹⁶ SmI₂,¹⁶⁹⁷ and (for silylated imines) NbCl₄(thf)₂.¹⁶⁹⁸ When electroreduction was used, it was even possible to obtain cross-products, by coupling a ketone to an *O*-methyl oxime:¹⁶⁹⁹ *O*-Methyl oxime ethers are coupled to give 1,2-diamines using Zn and TiCl₄.¹⁷⁰⁰ Aldehydes are converted to 1,2-diamines by treatment with TMS₂NH, NaH, and Li metal in 5 *M* LiClO₄ in ether, with sonication.¹⁷⁰¹ Hemiaminals are coupled to give 1,2-diamines with TiI₄/Zn.¹⁷⁰² Amides are converted to 1,2-diamines with Cp₂TiF₂ and PhMeSiH₂.¹⁷⁰³ Samarium(II) iodide was used to couple iminium salts, giving the 1,2-diamine.¹⁷⁰⁴ Ketones can be treated with Yb, and then an imine to give amino alcohols.¹⁷⁰⁵



The *N*-methoxyamino alcohol could then be reduced to the amino alcohol.¹⁶⁹⁹ A photochemical coupling has also been reported.¹⁷⁰⁶ A variation of this reaction treats an imine with Yb in THF/HMPA and then an aldehyde to give a 1,2-bis(imine).¹⁷⁰⁷ OS I, 459; II, 71; X, 312; 81, 26.

19-77 Bimolecular Reduction of Aldehydes or Ketones to Alkenes

De-oxygen-coupling



Aldehydes and ketones, both aromatic and aliphatic (including cyclic ketones), can be converted in high yields to dimeric alkenes by treatment low valent titanium,¹⁷⁰⁸ initially generated with TiCl₃ and a zinc–copper couple.¹⁷⁰⁹ This is called

¹⁶⁹⁵Hatano, B.; Ogawa, A.; Hirao, T. *J. Org. Chem.* **1998**, *63*, 9421.

¹⁶⁹⁶This reaction proceeds with *N*-ethylation. See Shimizu, M.; Niwa, Y. *Tetrahedron Lett.* **2001**, *42*, 2829.

¹⁶⁹⁷Enholm, E.J.; Forbes, D.C.; Holub, D.P. *Synth. Commun.* **1990**, *20*, 981; Imamoto, T.; Nishimura, S. *Chem. Lett.* **1990**, 1141; Zhong, Y.-W.; Izumi, K.; Xu, M.-H.; Lin, G.-Q. *Org. Lett.* **2004**, *6*, 4747.

¹⁶⁹⁸Roskamp, E.J.; Pedersen, S.F. *J. Am. Chem. Soc.* **1987**, *109*, 3152.

¹⁶⁹⁹Shono, T.; Kise, N.; Fujimoto, T. *Tetrahedron Lett.* **1991**, *32*, 525.

¹⁷⁰⁰Kise, N.; Ueda, N. *Tetrahedron Lett.* **2001**, *42*, 2365.

¹⁷⁰¹Mojtahedi, M.M.; Saidi, M.R.; Shirzi, J.S.; Bolourtchian, M. *Synth. Commun.* **2001**, *31*, 3587.

¹⁷⁰²Yoshimura, N.; Mukaiyama, T. *Chem. Lett.* **2001**, 1334.

¹⁷⁰³Selvakumar, K.; Harrod, J.F. *Angew. Chem. Int. Ed.* **2001**, *40*, 2129.

¹⁷⁰⁴Kim, M.; Knettle, B.W.; Dahlén, A.; Hilmersson, G.; Flowers III, R.A. *Tetrahedron* **2003**, *59*, 10397.

¹⁷⁰⁵Su, W.; Yang, B. *Synth. Commun.* **2003**, *33*, 2613.

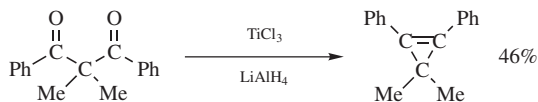
¹⁷⁰⁶Campos, P.J.; Arranz, J.; Rodríguez, M.A. *Tetrahedron* **2000**, *56*, 7285; Ortega, M.; Rodríguez, M.A.; Campos, P.J. *Tetrahedron* **2004**, *60*, 6475.

¹⁷⁰⁷Jin, W.; Makioka, Y.; Kitamura, T.; Fujiwara, Y. *J. Org. Chem.* **2001**, *66*, 514.

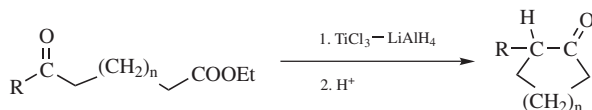
¹⁷⁰⁸For a highly active reagent see Rele, S.; Chattopadhyay, S.; Nayak, S.K. *Tetrahedron Lett.* **2001**, *42*, 9093.

¹⁷⁰⁹McMurry, J.E.; Fleming, M.P.; Kees, K.L.; Krepski, L.R. *J. Org. Chem.* **1978**, *43*, 3255. For an optimized procedure, see McMurry, J.E.; Lectka, T.; Rico, J.G. *J. Org. Chem.* **1989**, *54*, 3748.

the *McMurry reaction*.¹⁷¹⁰ The reagent produced in this way is called a *low-valent titanium reagent*, and the reaction has also been accomplished¹⁷¹¹ with low-valent titanium reagents prepared in other ways, for example, from Mg and a TiCl₃-THF complex,¹⁷¹² from TiCl₄ and Zn or Mg,¹⁷¹³ from TiCl₃ and LiAlH₄,¹⁷¹⁴ from TiCl₃ and lamellar potassium graphite,¹⁷¹⁵ from TiCl₃ and K or Li,¹⁷¹⁶ as well as with ZnMe₃SiCl¹⁷¹⁷ and with certain compounds prepared from WCl₆ and either lithium, lithium iodide, LiAlH₄, or an alkyl lithium¹⁷¹⁸ (see **17-18**). The reaction has been used to convert dialdehydes and diketones to cycloalkenes.¹⁷¹⁹ Rings of 3–16 and 22 members have been closed in this way, for example,¹⁷²⁰



The same reaction on a keto ester gives a cycloalkanone.¹⁷²¹



¹⁷¹⁰For reviews, see McMurry, J.E. *Chem. Rev.* **1989**, 89, 1513; *Acc. Chem. Res.* **1983**, 16, 405; Lenoir, D. *Synthesis* **1989**, 883; Betschart, C.; Seebach, D. *Chimia* **1989**, 43, 39; Lai, Y. *Org. Prep. Proceed. Int.* **1980**, 12, 363. For related reviews, see Kahn, B.E.; Rieke, R.D. *Chem. Rev.* **1988**, 88, 733; Pons, J.; Santelli, M. *Tetrahedron* **1988**, 44, 4295. For the stereochemistry associated with this reaction, see Andersson, P.G. *Tetrahedron Lett.* **1994**, 35, 2609.

¹⁷¹¹For a list of reagents, with references, see Larock, R.C. *Comprehensive Organic Transformations*, 2nd ed., Wiley-VCH, NY, **1999**, pp. 305–308.

¹⁷¹²Tyrlík, S.; Wolochowicz, I. *Bull. Soc. Chim. Fr.* **1973**, 2147.

¹⁷¹³Mukaiyama, T.; Sato, T.; Hanna, J. *Chem. Lett.* **1973**, 1041; Lenoir, D. *Synthesis* **1977**, 553; Lenoir, D.; Burghard, H. *J. Chem. Res. (S)* **1980**, 396; Carroll, A.R.; Taylor, W.C. *Aust. J. Chem.* **1990**, 43, 1439.

¹⁷¹⁴McMurry, J.E.; Fleming, M.P. *J. Am. Chem. Soc.* **1974**, 96, 4708; Dams, R.; Malinowski, M.; Geise, H.J. *Bull. Soc. Chim. Belg.* **1982**, 91, 149, 311; Bottino, F.A.; Finocchiaro, P.; Libertini, E.; Reale, A.; Recca, A. *J. Chem. Soc. Perkin Trans. 2* **1982**, 77. This reagent has been reported to give capricious results; see McMurry, J.E.; Fleming, M.P. *J. Org. Chem.* **1976**, 41, 896.

¹⁷¹⁵Fürstner, A.; Weidmann, H. *Synthesis* **1987**, 1071.

¹⁷¹⁶McMurry, J.E.; Fleming, M.P. *J. Org. Chem.* **1976**, 41, 896; Richardson, W.H. *Synth. Commun.* **1981**, 11, 895; Rele, S.; Talukdar, S.; Banerji, A.; Chattopadhyay, S. *J. Org. Chem.* **2001**, 66, 2990.

¹⁷¹⁷Banerjee, A.K.; Sulbaran de Carrasco, M.C.; Frydrych-Houge, C.S.V.; Motherwell, W.B. *J. Chem. Soc. Chem. Commun.* **1986**, 1803.

¹⁷¹⁸Sharpless, K.B.; Umbreit, M.A.; Nieh, M.T.; Flood, T.C. *J. Am. Chem. Soc.* **1972**, 94, 6538; Fujiwara, Y.; Ishikawa, R.; Akiyama, F.; Teranishi, S. *J. Org. Chem.* **1978**, 43, 2477; Dams, R.; Malinowski, M.; Geise, H.J. *Bull. Soc. Chim. Belg.* **1982**, 19, 149, 311. See also, Petit, M.; Mortreux, A.; Petit, F. *J. Chem. Soc. Chem. Commun.* **1984**, 341; Chisholm, M.H.; Klang, J.A. *J. Am. Chem. Soc.* **1989**, 111, 2324.

¹⁷¹⁹Baumstark, A.L.; Bechara, E.J.H.; Semigran, M.J. *Tetrahedron Lett.* **1976**, 3265; McMurry, J.E.; Fleming, M.P.; Kees, K.L.; Krepski, L.R. *J. Org. Chem.* **1978**, 43, 3255.

¹⁷²⁰Baumstark, A.L.; McCloskey, C.J.; Witt, K.E. *J. Org. Chem.* **1978**, 43, 3609.

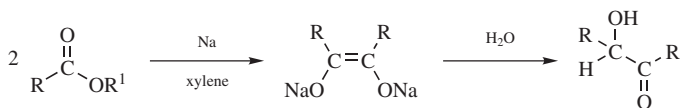
¹⁷²¹McMurry, J.E.; Miller, D.D. *J. Am. Chem. Soc.* **1983**, 105, 1660.

Indoles have been prepared from ortho-acyl amides with Ti(powder) and Me_3SiCl ¹⁷²² or with $\text{TiCl}_3\text{-C}_8\text{K}$.¹⁷²³ Benzofurans have been prepared by a closely related reaction.¹⁷²⁴

Unsymmetrical alkenes can be prepared from a mixture of two ketones in a cross-coupling reaction, if one is in excess.¹⁷²⁵ An aldehyde and a ketone were cross-coupled using $\text{Yb}(\text{OTf})_3$, for example.¹⁷²⁶ The mechanism consists of initial coupling of two radical species to give a 1,2-dioxygen compound (a titanium pinacolate), which is then deoxygenated.¹⁷²⁷

OS VII, 1.

19-78 Acyloin Ester Condensation



52

When carboxylic esters are heated with sodium in refluxing ether or benzene, a bimolecular reduction takes place, and the product is an α -hydroxy ketone (called an acyloin).¹⁷²⁸ The reaction, called the *acyloin ester condensation*,¹⁷²⁹ is quite successful when R is alkyl. Acyloins with long chains have been prepared in this way, for example, $\text{R} = \text{C}_{17}\text{H}_{35}$, but for high-molecular-weight esters, toluene or xylene is used as the solvent. Modifications to this procedure have been reported, including an ultrasound-promoted acyloin condensation in ether,¹⁷³⁰ which improved the yields of four-, five-, and six-membered rings, and Olah's procedure, which was also done in ether.¹⁷³¹

The acyloin condensation has been used with great success, in boiling xylene, to prepare cyclic acyloins from diesters.¹⁷³² The yields are 50–60% for the preparation

¹⁷²²Fürstner, A.; Hupperts, A. *J. Am. Chem. Soc.* **1995**, *117*, 4468.

¹⁷²³Fürstner, A.; Hupperts, A.; Ptock, A.; Janssen, E. *J. Org. Chem.* **1994**, *59*, 5215.

¹⁷²⁴Fürstner, A.; Jumbam, D.N. *Tetrahedron* **1992**, *48*, 5991.

¹⁷²⁵McMurry, J.E.; Fleming, M.P.; Kees, K.L.; Krepski, L.R. *J. Org. Chem.* **1978**, *43*, 3255; Nishida, S.; Kataoka, F. *J. Org. Chem.* **1978**, *43*, 1612; Coe, P.L.; Scriven, C.E. *J. Chem. Soc. Perkin Trans. 1* **1986**, 475; Chisholm, M.H.; Klang, J.A. *J. Am. Chem. Soc.* **1989**, *111*, 2324.

¹⁷²⁶Curini, M.; Epifano, F.; Maltese, F.; Marcotullio, M.C. *Eur. J. Org. Chem.* **2003**, 1631.

¹⁷²⁷McMurry, J.E.; Fleming, M.P.; Kees, K.L.; Krepski, L.R. *J. Org. Chem.* **1978**, *43*, 3255; Dams, R.; Malinowski, M.; Westdorp, I.; Geise, H.Y. *J. Org. Chem.* **1982**, *47*, 248. See Villiers, C.; Ephritikhine, M. *Angew. Chem., Int. Ed.* **1997**, *36*, 2380; Stahl, M.; Pindur, U.; Frenking, G. *Angew. Chem., Int. Ed.* **1997**, *36*, 2234.

¹⁷²⁸For a review, see Bloomfield, J.J.; Owsley, D.C.; Nelke, J.M. *Org. React.* **1976**, *23*, 259. For a list of reactions, with references, see Larock, R.C. *Comprehensive Organic Transformations*, 2nd ed., Wiley-VCH, NY, **1999**, pp. 1313–1315.

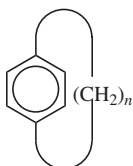
¹⁷²⁹For reaction with tethered diesters, see Daynard, T.S.; Eby, P.S.; Hutchinson, J.H. *Can. J. Chem.* **1993**, *71*, 1022.

¹⁷³⁰Fadel, A.; Canet, J.-L.; Salaün, J. *Synlett* **1990**, 89.

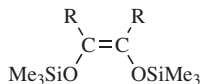
¹⁷³¹Olah, G.A.; Wu, A. *Synthesis* **1991**, 1177.

¹⁷³²For a review of cyclizations by means of the acyloin condensation, see Finley, K.T. *Chem. Rev.* **1964**, *64*, 573.

of 6- and 7-membered rings, 30–40% for 8- and 19-membered, and 60–95% for rings of 10–20 members. Even larger rings have been closed in this manner. This is one of the best ways of closing rings of 10 members or more. The reaction has been used to close 4-membered rings,¹⁷³³ although this is generally not successful. The presence of double or triple bonds does not interfere.¹⁷³⁴ Even a benzene ring can be present, and many paracyclophane derivatives (**53**) with $n = 9$ or more have been synthesized in this manner.¹⁷³⁵



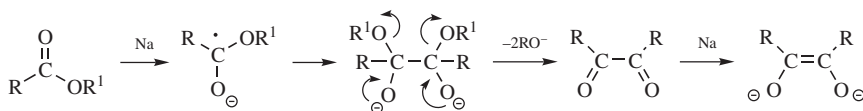
53



54

Yields in the acyloin condensation can be improved by running the reaction in the presence of chlorotrimethylsilane Me_3SiCl , in which case the dianion **52** is converted to the bis silyl enol ether **54**, which can be isolated and subsequently hydrolyzed to the acyloin with aqueous acid.¹⁷³⁶ This is now the standard way to conduct the acyloin condensation. Among other things, this method inhibits the Dieckmann condensation¹⁷³⁷ (**16-85**), which otherwise competes with the acyloin condensation when a five-, six-, or seven-membered ring can be closed (note that the ring formed by a Dieckmann condensation is always one carbon atom smaller than that formed by an acyloin condensation of the same substrate). The Me_3SiCl method is especially good for the closing of four-membered rings.¹⁷³⁸

The mechanism is not known with certainty, but it is usually presumed that the diketone RCOCOR is an intermediate,¹⁷³⁹ since small amounts of it are usually isolated as side products, and when it is resistant to reduction (e.g., *t*-Bu—COCO—*t*-Bu), it is the major product. A possible sequence (analogous to that of **19-76**) is



¹⁷³³Cope, A.C.; Herrick, E.C. *J. Am. Chem. Soc.* **1950**, 72, 983; Bloomfield, J.J.; Ireland, J.R.S. *J. Org. Chem.* **1966**, 31, 2017.

¹⁷³⁴Cram, D.J.; Gaston, L.K. *J. Am. Chem. Soc.* **1960**, 82, 6386.

¹⁷³⁵For a review, see Cram, D.J. *Rec. Chem. Prog.*, **1959**, 20, 71.

¹⁷³⁶Schräpler, U.; Rühlmann, K. *Chem. Ber.* **1964**, 97, 1383. For a review of the Me_3SiCl method, see Rühlmann, K. *Synthesis* **1971**, 236.

¹⁷³⁷Bloomfield, J.J. *Tetrahedron Lett.* **1968**, 591.

¹⁷³⁸Gream, G.E.; Worthley, S. *Tetrahedron Lett.* **1968**, 3319; Wynberg, H.; Reiffers, S.; Strating, J. *Recl. Trav. Chim. Pays-Bas* **1970**, 89, 982; Bloomfield, J.J.; Martin, R.A.; Nelke, J.M. *J. Chem. Soc. Chem. Commun.* **1972**, 96.

¹⁷³⁹Another mechanism, involving addition of the ketyl to another molecule of ester (rather than a dimerization of two ketyl radicals), in which a diketone is not an intermediate, has been proposed: Bloomfield, J.J.; Owsley, D.C.; Ainsworth, C.; Robertson, R.E. *J. Org. Chem.* **1975**, 40, 393.

A large surface area for the sodium is usually required for good results in this coupling, consistent with a surface reaction. In order to account for the ready formation of large rings, which means that the two ends of the chain must approach each other even although this is conformationally unfavorable for long chains, it may be postulated that the two ends become attached to nearby sites on the surface¹⁷⁴⁰ of the sodium. Although high dilution techniques are not always necessary, effective stirring (high speed stirrer at 2000–2500 rpm) is usually required to generate “sodium sand”. Highly pure sodium gives poorer results, and a small percentage of potassium is important. Up to 50% potassium (1:1 Na/K)¹⁷⁴¹ has been used in acyloin condensations.

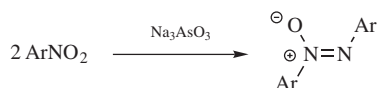
In a related reaction, aromatic carboxylic acids were condensed to α -diketones ($2\text{ArCOOH} \rightarrow \text{ArCOCOAr}$) on treatment with excess Li in dry THF in the presence of ultrasound.¹⁷⁴²

The acyloin condensation was used in an ingenious manner to prepare the first reported catenane (see p. 131).¹⁷⁴³ This synthesis of a catenane produced only a small yield and relied on chance for threading the molecules before ring closure.

OS II, 114; IV, 840; VI, 167.

19-79 Reduction of Nitro to Azoxy Compounds

Nitro-azoxy reductive transformation



Azoxy compounds can be obtained from nitro compounds with certain reducing agents, notably sodium arsenite, sodium ethoxide, NaTeH,¹⁷⁴⁴ NaBH₄–PhTe–TePh,¹⁷⁴⁵ and glucose. The most probable mechanism with most reagents is that one molecule of nitro compound is reduced to a nitroso compound and another to a hydroxylamine (**19-46**), and these combine (**12-51**). The combination step is rapid compared to the reduction process.¹⁷⁴⁶ Nitroso compounds can be reduced to azoxy compounds with triethyl phosphite or triphenylphosphine¹⁷⁴⁷ or with an alkaline aqueous solution of an alcohol.¹⁷⁴⁸

OS II, 57.

¹⁷⁴⁰For the preparation of high-surface sodium, see Makosza, M.; Grela, K. *Synlett* **1997**, 267.

¹⁷⁴¹Vogel, I.A. *A Textbook of Practical Organic Chemistry*, 3rd ed, Wiley, NY, **1966**, p. 856.

¹⁷⁴²Karaman, R.; Fry, J.L. *Tetrahedron Lett.* **1989**, 30, 6267.

¹⁷⁴³For reviews of the synthesis of catenanes, see Sauvage, J. *Acc. Chem. Res.* **1990**, 23, 319; *Nouv. J. Chim.* **1985**, 9, 299; Dietrich-Buchecker, C.O.; Sauvage, J. *Chem. Rev.* **1987**, 87, 795.

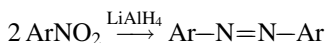
¹⁷⁴⁴Osuka, A.; Shimizu, H.; Suzuki, H. *Chem. Lett.* **1983**, 1373.

¹⁷⁴⁵Ohe, K.; Uemura, S.; Sugita, N.; Masuda, H.; Taga, T. *J. Org. Chem.* **1989**, 54, 4169.

¹⁷⁴⁶Ogata, Y.; Mibae, J. *J. Org. Chem.* **1962**, 27, 2048.

¹⁷⁴⁷Bunyan, P.J.; Cadogan, J.I.G. *J. Chem. Soc.* **1963**, 42.

¹⁷⁴⁸See, for example, Hutton, J.; Waters, W.A. *J. Chem. Soc. B* **1968**, 191. See also, Porta, F.; Pizzotti, M.; Cenini, S. *J. Organomet. Chem.* **1981**, 222, 279.

19-80 Reduction of Nitro to Azo Compounds***N-De-bisoxxygen-coupling***


Nitro compounds can be reduced to azo compounds with various reducing agents, of which LiAlH_4 and zinc and alkali are the most common. A combination of triethylammonium formate and lead in methanol is also effective.¹⁷⁴⁹ With many of these reagents, slight differences in conditions can lead either to the azo or azoxy (**19-79**) compound. By analogy to **19-79**, this reaction may be looked on as a combination of ArN=O and ArNH_2 (**13-24**). However, when the reducing agent was NaBH_4 ,¹⁷⁵⁰ it was shown that azoxy compounds were intermediates. Nitroso compounds can be reduced to azo compounds with LiAlH_4 . Dicarborane, with a catalytic amount of acetic acid, reduces aromatic nitro compounds to the amine.¹⁷⁵¹

Nitro compounds can be further reduced to hydrazo compounds with zinc and sodium hydroxide, with hydrazine hydrate and Raney nickel,¹⁷⁵² or with LiAlH_4 mixed with a metal chloride such as TiCl_4 or VCl_3 .¹⁷⁵³ The reduction has also been accomplished electrochemically.

OS III, 103.

F. Reactions in Which an Organic Substrate is Both Oxidized and Reduced

Some reactions that belong in this category have been considered in earlier chapters. Among these are the Tollens' condensation (**16-43**), the benzil-benzilic acid rearrangement (**18-6**), and the Wallach rearrangement (**18-43**).

19-81 The Cannizzaro Reaction**Cannizzaro Aldehyde Disproportionation**

Aromatic aldehydes, and aliphatic ones with no α -hydrogen, give the *Cannizzaro reaction* when treated with NaOH or other strong bases.¹⁷⁵⁴ In this reaction, one molecule of aldehyde oxidizes another to the acid and is itself reduced to the primary alcohol. Aldehydes with an α -hydrogen do not give the reaction, because when these compounds are treated with base the aldol reaction (**16-34**) is much faster.¹⁷⁵⁵ Normally, the best yield of acid or alcohol is 50% each, but this can

¹⁷⁴⁹Srinavasa, G.R.; Abiraj, K.; Gowda, D.C. *Tetrahedron Lett.* **2003**, *44*, 5835.

¹⁷⁵⁰Hutchins, R.O.; Lamson, D.W.; Rufa, L.; Milewski, C.; Maryanoff, B. *J. Org. Chem.* **1971**, *36*, 803.

¹⁷⁵¹Bae, J.W.; Cho, Y.J.; Lee, S.H.; Yoon, C.M. *Tetrahedron Lett.* **2000**, *41*, 175.

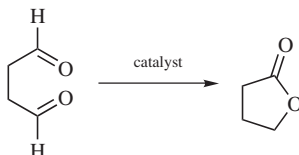
¹⁷⁵²Furst, A.; Moore, R.E. *J. Am. Chem. Soc.* **1957**, *79*, 5492.

¹⁷⁵³Olah, G.A. *J. Am. Chem. Soc.* **1959**, *81*, 3165.

¹⁷⁵⁴For a review, see Geissman, T.A. *Org. React.* **1944**, *2*, 94.

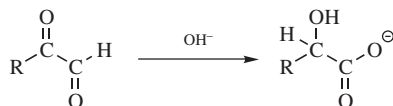
¹⁷⁵⁵An exception is cyclopropanecarboxaldehyde: van der Maeden, F.P.B.; Steinberg, H.; de Boer, T.J. *Recl. Trav. Chim. Pays-Bas* **1972**, *91*, 221.

be altered in certain cases. Solvent-free reactions are known.¹⁷⁵⁶ On the other hand, high yields of alcohol can be obtained from almost any aldehyde by running the reaction in the presence of formaldehyde.¹⁷⁵⁷ In this case, the formaldehyde reduces the aldehyde to alcohol and is itself oxidized to formic acid. In such a case, where the oxidant aldehyde differs from the reductant aldehyde, the reaction is called the *crossed-Cannizzaro reaction*.¹⁷⁵⁸ The Tollens' condensation (16-43) includes a crossed-Cannizzaro reaction as its last step. A Cannizzaro reaction run on 1,4-dialdehydes (note that α hydrogens are present here) with a rhodium catalyst gives ring closure, for example,¹⁷⁵⁹



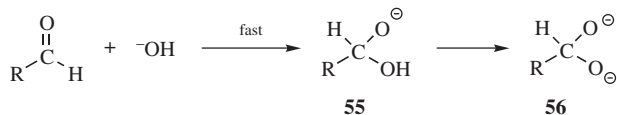
The product is the lactone derived from the hydroxy acid that would result from a normal Cannizzaro reaction. Chiral additives have been used, but with bis(oxazolidine) derivatives the reaction proceeded with poor enantioselectivity.¹⁷⁶⁰

α -Keto aldehydes give internal Cannizzaro reactions:



This product is also obtained on alkaline hydrolysis of compounds of the formula RCOCHX_2 . Similar reactions have been performed on α -keto acetals¹⁷⁶¹ and γ -keto aldehydes.

The mechanism¹⁷⁶² of the Cannizzaro reaction¹⁷⁶³ involves a hydride shift (an example of mechanism type 2, p. 1706). First OH^- adds to the $\text{C}=\text{O}$ to give **55**, which may lose a proton in the basic solution to give the diion **56**.



¹⁷⁵⁶Yoshizawa, K.; Toyota, S.; Toda, F. *Tetrahedron Lett.* **2001**, 42, 7983.

¹⁷⁵⁷For an example using microwave irradiation, see Thakuria, J.A.; Baruah, M.; Sandhu, J.S. *Chem. Lett.* **1999**, 995.

¹⁷⁵⁸For a microwave assisted crossed Cannizzaro reaction, see Varma, R.S.; Naicker, K.P.; Liesen, P.J. *Tetrahedron Lett.* **1998**, 39, 8437. See Reddy, B.V.S.; Srinivas, R.; Yadav, J.S.; Ramalingam, T. *Synth. Commun.* **2002**, 32, 219.

¹⁷⁵⁹Bergens, S.H.; Fairlie, D.P.; Bosnich, B. *Organometallics* **1990**, 9, 566.

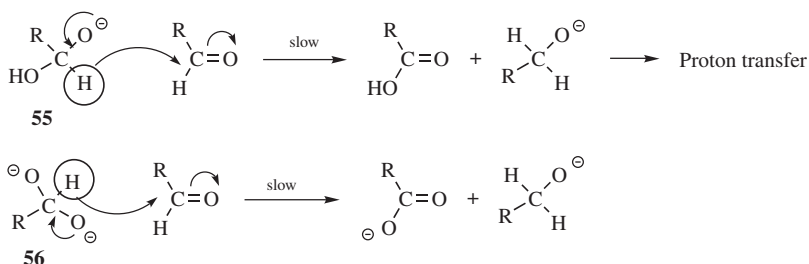
¹⁷⁶⁰Russell, A.E.; Miller, S.P.; Morken, J.P. *J. Org. Chem.* **2000**, 65, 8381.

¹⁷⁶¹Thompson, J.E. *J. Org. Chem.* **1967**, 32, 3947.

¹⁷⁶²For evidence that an SET pathway may intervene, see Ashby, E.C.; Coleman III, D.T.; Gamasa, M.P. *J. Org. Chem.* **1987**, 52, 4079; Fuentes, A.; Marinas, J.M.; Sinisterra, J.V. *Tetrahedron Lett.* **1987**, 28, 2947.

¹⁷⁶³See for example, Swain, C.G.; Powell, A.L.; Sheppard, W.A.; Morgan, C.R. *J. Am. Chem. Soc.* **1979**, 101, 3576; Watt, C.I.F. *Adv. Phys. Org. Chem.* **1988**, 24, 57, 81–86.

The strong electron-donating character of O^- greatly facilitates the ability of the aldehydic hydrogen to leave with its electron pair. Of course, this effect is even stronger in **56**. Hydride is transferred to another molecule of aldehyde. The hydride can come from **55** or **56**:

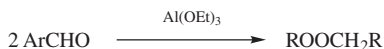


If the hydride ion comes from **55**, the final step is a rapid proton transfer. In the other case, the acid salt is formed directly, and the alkoxide ion acquires a proton from the solvent. Evidence for this mechanism is (1) The reaction can be first order in base and second order in substrate (thus going through **55**) or, at higher base concentrations, second order in each (going through **56**); and (2) when the reaction was run in D_2O , the recovered alcohol contained no α deuterium,¹⁷⁶⁴ indicating that the hydrogen comes from another equivalent of aldehyde and not from the medium.¹⁷⁶⁵

OS I, 276; II, 590; III, 538; IV, 110.

19-82 The Tishchenko Reaction

Tishchenko aldehyde-ester disproportionation



When aldehydes, with or without a hydrogen, are treated with aluminum ethoxide, one molecule is oxidized and another reduced, as in **19-81**, but here they are found as the ester. The process is called the *Tishchenko reaction*. Crossed-Tishchenko reactions are also possible. With more strongly basic alkoxides, such as magnesium or sodium alkoxides, aldehydes with an α hydrogen give the aldol reaction. Treatment of a dialdehyde, such as phthalic dicarboxaldehyde (phthalaldehyde) with CaO , leads to a lactone.¹⁷⁶⁶ Like **19-81**, this reaction has a mechanism that

¹⁷⁶⁴Fredenhagen, H.; Bonhoeffer, K.F. *Z. Phys. Chem. Abt. A* **1938**, *181*, 379; Hauser, C.R.; Hamrick, Jr., P.J.; Stewart, A.T. *J. Org. Chem.* **1956**, *21*, 260.

¹⁷⁶⁵When the reaction was run at 100°C , in $\text{MeOH}-\text{H}_2\text{O}$, isotopic exchange was observed (the product from PhCDO had lost some of its deuterium): Swain, C.G.; Powell, A.L.; Lynch, T.J.; Alpha, S.R.; Dunlap, R.P. *J. Am. Chem. Soc.* **1979**, *101*, 3584. Side reactions were postulated to account for the loss of deuterium. See, however, Chung, S. *J. Chem. Soc. Chem. Commun.* **1982**, 480.

¹⁷⁶⁶Seki, T.; Hattori, H. *Chem. Commun.* **2001**, 2510.

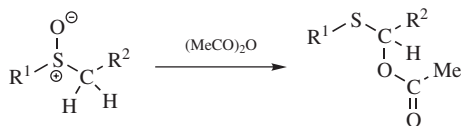
involves hydride transfer.¹⁷⁶⁷ The Tishchenko reaction can also be catalyzed¹⁷⁶⁸ by ruthenium complexes,¹⁷⁶⁹ by Cp_2ZrH_2 ¹⁷⁷⁰ or $\text{BuTi}(\text{O}i\text{Pr})_4\text{Li}$,¹⁷⁷¹ and, for aromatic aldehydes, by disodium tetracarbonylferrate, $\text{Na}_2\text{Fe}(\text{CO})_4$.¹⁷⁷² Both CaO (noted above) and SrO have been used as catalysts.¹⁷⁷³ A bisphenylenedioxy bis-(aluminum) catalyst has been used to convert aliphatic aldehydes to the corresponding ester.¹⁷⁷⁴ The bis $\text{Al}(\text{O}i\text{Pr})_2$ derivative of catechol has also been used as a catalyst.¹⁷⁷⁵

A Tishchenko–aldol-transfer reaction was reported using β -hydroxy ketones and an aldehydes with an AlMe_3 catalyst, giving a mono acyl diol.¹⁷⁷⁶

OS I, 104.

19-83 The Pummerer Rearrangement¹⁷⁷⁷

Pummerer methyl sulfoxide rearrangement



When sulfoxides bearing an α -hydrogen are treated with acetic anhydride, the product is an α -acetoxy sulfide. This is one example of the *Pummerer rearrangement*, in which the sulfur is reduced while an adjacent carbon is oxidized.¹⁷⁷⁸ The product is readily hydrolyzed (**10-6**) to the aldehyde R_2CHO .¹⁷⁷⁹ Besides acetic anhydride, other anhydrides and acyl halides give similar products. Inorganic acids, such as HCl, also give the reaction, and $\text{RSOCH}_2\text{R}'$ can be converted to $\text{RSCHCIR}'$ in this way. Sulfoxides can also be converted to α -halo sulfides¹⁷⁸⁰ by other

¹⁷⁶⁷See, for example, Zakharkin, L.I.; Sorokina, L.P. *J. Gen. Chem. USSR* **1967**, 37, 525; Saegusa, T.; Ueshima, T.; Kitagawa, S. *Bull. Chem. Soc. Jpn.* **1969**, 42, 248; Ogata, Y.; Kishi, I. *Tetrahedron* **1969**, 25, 929.

¹⁷⁶⁸For a list of reagents, with references, see Larock, R.C. *Comprehensive Organic Transformations*, 2nd ed., Wiley-VCH, NY, **1999**, pp. 1653–1655.

¹⁷⁶⁹Ito, T.; Horino, H.; Koshiro, Y.; Yamamoto, A. *Bull. Chem. Soc. Jpn.* **1982**, 55, 504.

¹⁷⁷⁰DeMico, A.; Margarita, R.; Parlanti, L.; Vescovi, A.; Piancatelli, G. *J. Org. Chem.* **1997**, 62, 6974.

¹⁷⁷¹Mahrwald, R.; Costisella, B. *Synthesis* **1996**, 1087.

¹⁷⁷²Yamashita, A.; Watanabe, Y.; Mitsudo, T.; Takegami, Y. *Bull. Chem. Soc. Jpn.* **1976**, 49, 3597.

¹⁷⁷³Seki, T.; Akutsu, K.; Hattori, H. *Chem. Commun.* **2001**, 1000.

¹⁷⁷⁴Ooi, T.; Miura, T.; Takaya, K.; Maruoka, K. *Tetrahedron Lett.* **1999**, 40, 7695.

¹⁷⁷⁵Simpura, I.; Nevalainen, V. *Tetrahedron* **2001**, 57, 9867.

¹⁷⁷⁶Mascarenhas, C.M.; Duffey, M.O.; Liu, S.-Y.; Morken, J.P. *Org. Lett.* **1999**, 1, 1427; Simpura, I.; Nevalainen, V. *Tetrahedron Lett.* **2001**, 42, 3905; Cavazzini, M.; Pozzi, G.; Quici, S.; Maillard, D.; Sinou, D. *Chem. Commun.* **2001**, 1220.

¹⁷⁷⁷For a review of the Pummerer reaction for the synthesis of heterocyclic compounds, see Bur, S.K.; Padwa, A. *Chem. Rev.* **2004**, 104, 2401.

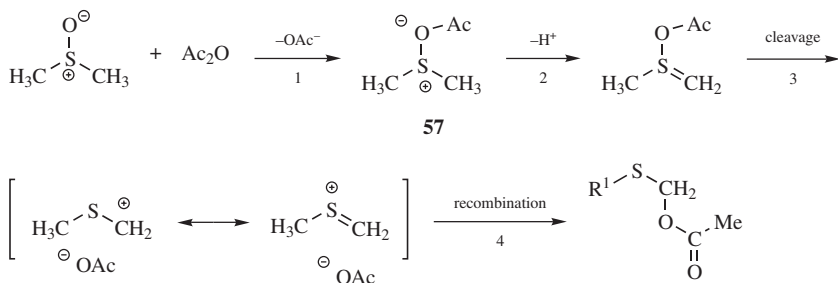
¹⁷⁷⁸For reviews, see De Lucchi, O.; Miotti, U.; Modena, G. *Org. React.* **1991**, 40, 157; Warren, S. *Chem. Ind. (London)* **1980**, 824; Oae, S.; Numata, T. *Isot. Org. Chem.* **1980**, 5, 45; Block, E. *Reactions of Organosulfur Compounds*, Academic Press, NY, **1978**, pp. 154–162.

¹⁷⁷⁹See, for example, Sugihara, H.; Tanikaga, R.; Kaji, A. *Synthesis* **1978**, 881.

¹⁷⁸⁰For a review of α -chloro sulfides, see Dilworth, B.M.; McKervey, M.A. *Tetrahedron* **1986**, 42, 3731.

reagents, including sulfonyl chloride, NBS, and NCS. Enantioselective Pummerer rearrangements are known.¹⁷⁸¹ Uncatalyzed thermal rearrangements are also known.¹⁷⁸²

The following four-step mechanism has been proposed for the reaction between acetic anhydride and DMSO:¹⁷⁸³



For DMSO and acetic anhydride, step 4 is intermolecular, as shown by ¹⁸O isotopic labeling studies.¹⁷⁸⁴ With other substrates, however, step 4 can be inter- or intramolecular, depending on the structure of the sulfoxide.¹⁷⁸⁵ Depending on the substrate and reagent, any of the first three steps can be rate determining. In the case of Me₂SO treated with (F₃CCO)₂O, the intermediate corresponding to **57**¹⁷⁸⁶ could be isolated at low temperature, and on warming gave the expected product.¹⁷⁸⁷ There is much other evidence for this mechanism.¹⁷⁸⁸

A sila-Pummerer rearrangement has been reported.¹⁷⁸⁹

19-84 The Willgerodt Reaction

Willgerodt carbonyl transformation



¹⁷⁸¹Kita, Y.; Shibata, N.; Kawano, N.; Tohjo, T.; Fujimori, C.; Matsumoto, K. *Tetrahedron Lett.* **1995**, *36*, 115; Kita, Y.; Shibata, N.; Fukui, S.; Fujita, S. *Tetrahedron Lett.* **1994**, *35*, 9733; Kita, Y.; Shibata, N.; Kawano, N.; Fukui, S.; Fujimori, C. *Tetrahedron Lett.* **1994**, *35*, 3575; Kita, Y.; Shibata, N.; Yoshida, N. *Tetrahedron Lett.* **1993**, *34*, 4063.

¹⁷⁸²Wladislaw, B.; Marzorati, L.; Biaggio, F.C. *J. Org. Chem.* **1993**, *58*, 6132.

¹⁷⁸³See, for example, Numata, T.; Itoh, O.; Yoshimura, T.; Oae, S. *Bull. Chem. Soc. Jpn.* **1983**, *56*, 257; Kita, Y.; Shibata, N.; Yoshida, N.; Fukui, S.; Fujimori, C. *Tetrahedron Lett.* **1994**, *35*, 2569.

¹⁷⁸⁴Oae, S.; Kitao, T.; Kawamura, S.; Kitaoka, Y. *Tetrahedron* **1963**, *19*, 817.

¹⁷⁸⁵See, for example, Itoh, O.; Numata, T.; Yoshimura, T.; Oae, S. *Bull. Chem. Soc. Jpn.* **1983**, *56*, 266; Oae, S.; Itoh, O.; Numata, T.; Yoshimura, T. *Bull. Chem. Soc. Jpn.* **1983**, *56*, 270.

¹⁷⁸⁶For a review of sulfur-containing cations, see Marino, J.P. *Top. Sulfur Chem.* **1976**, *1*, 1.

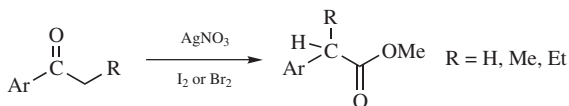
¹⁷⁸⁷Sharma, A.K.; Swern, D. *Tetrahedron Lett.* **1974**, 1503.

¹⁷⁸⁸See Block, E. *Reactions of Organosulfur Compounds*, Academic Press, NY, **1978**, pp. 154–156; Oae, S.; Numata, T. *Isot. Org. Chem.* **1980**, *5*, 45, 48; Wolfe, S.; Kazmaier, P.M. *Can. J. Chem.* **1979**, *57*, 2388, 2397; Russell, G.A.; Mikol, G.J. *Mech. Mol. Migr.* **1968**, *1*, 157.

¹⁷⁸⁹Kirpichenko, S.V.; Suslova, E.N.; Albanov, A.I.; Shainyan, B.A. *Tetrahedron Lett.* **1999**, *40*, 185.

In the *Willgerodt reaction*, a straight- or branched-chain aryl alkyl ketone is converted to the amide and/or the ammonium salt of the acid by heating with ammonium polysulfide.¹⁷⁹⁰ The carbonyl group of the product is always at the end of the chain. Thus $\text{ArCOCH}_2\text{CH}_3$ gives the amide and the salt of $\text{ArCH}_2\text{CH}_2\text{COOH}$, and $\text{ArCOCH}_2\text{CH}_2\text{CH}_3$ gives derivatives of $\text{ArCH}_2\text{CH}_2\text{CH}_2\text{COOH}$. However, yields sharply decrease with increasing length of chain. The reaction has also been carried out on vinylic and ethynyl aromatic compounds and on aliphatic ketones, but yields are usually lower in these cases. Unlike the Pummerer rearrangement (19-83), which involves transposition of an oxygen from S to C, the Willgerodt reaction involves oxygen migration *and* oxidation of the organic species. The use of sulfur and a dry primary or secondary amine (or ammonia), as the reagent is called the *Kindler modification* of the Willgerodt reaction.¹⁷⁹¹ The product in this case is $\text{Ar}(\text{CH}_2)_n\text{CSNR}_2$,¹⁷⁹² which can be hydrolyzed to the acid. Particularly good results are obtained with morpholine as the amine. For volatile amines, the HCl salts can be used instead, with NaOAc in DMF at 100°C.¹⁷⁹³ Dimethylamine has also been used in the form of dimethylammonium dimethylcarbamate, $\text{Me}_2\text{NCOO}^- \text{Me}_2\text{NH}_2^+$.¹⁷⁹⁴ The Kindler modification has also been applied to aliphatic ketones.¹⁷⁹⁵ Thioamides have been prepared from ketones in a base-catalyzed reaction.¹⁷⁹⁶

Alkyl aryl ketones can be converted to arylacetic acid derivatives in an entirely different manner. The reaction consists of treatment of the substrate with silver nitrate and I_2 or Br_2 ,¹⁷⁹⁷ or with thallium nitrate, MeOH, and trimethyl orthoformate adsorbed on Montmorillonite K10, an acidic clay.¹⁷⁹⁸



The mechanism of the Willgerodt reaction is not completely known, but some conceivable mechanisms can be excluded. Thus, one might suppose that the alkyl group becomes completely detached from the ring, and then attacks it with its other

¹⁷⁹⁰For a review, see Brown, E.V. *Synthesis* **1975**, 358.

¹⁷⁹¹For a review, see Mayer, R., in Oae, S. *The Organic Chemistry of Sulfur*, Plenum, NY, **1977**, pp. 58–63. For a study of the optimum conditions for this reaction, see Lundstedt, T.; Carlson, R.; Shabana, R. *Acta Chem. Scand. Ser. B* **1987**, *41*, 157, and other papers in this series. See also, Carlson, R.; Lundstedt, T. *Acta Chem. Scand. Ser. B* **1987**, *41*, 164; Kanyonyo, M.R.; Gozzo, A.; Lambert, D.M.; Lesieur, D.; Poupaert, J.H. *Bull. Soc. Chim. Belg.* **1997**, *106*, 39.

¹⁷⁹²The reaction between ketones, sulfur, and ammonia can also lead to heterocyclic compounds. For a review, see Asinger, F.; Offermanns, H. *Angew. Chem. Int. Ed.* **1967**, *6*, 907.

¹⁷⁹³Amupitan, J.O. *Synthesis* **1983**, 730.

¹⁷⁹⁴Schroth, W.; Andersch, J. *Synthesis* **1989**, 202.

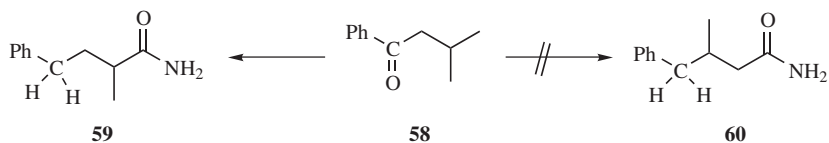
¹⁷⁹⁵See Dutron-Woitrin, F.; Merényi, R.; Viehe, H.G. *Synthesis* **1985**, 77.

¹⁷⁹⁶For a review, see Poupaert, J.H.; Bouinidane, K.; Renard, M.; Lambert, D.; Isa, M. *Org. Prep. Proceed. Int.* **2001**, *33*, 335.

¹⁷⁹⁷Higgins, S.D.; Thomas, C.B. *J. Chem. Soc. Perkin Trans. 1* **1982**, 235. See also, Higgins, S.D.; Thomas, C.B. *J. Chem. Soc. Perkin Trans. 1* **1983**, 1483.

¹⁷⁹⁸Taylor, E.C.; Conley, R.A.; Katz, A.H.; McKillop, A. *J. Org. Chem.* **1984**, *49*, 3840.

end. However, this possibility is ruled out by experiments such as the following: When isobutyl phenyl ketone (**58**) is subjected to the Willgerodt reaction, the product is **59**, not **60**, which would arise if the end carbon of the ketone became bonded to the ring in the product:¹⁷⁹⁹



This also excludes a cyclic-intermediate mechanism similar to that of the Claisen rearrangement (**18-33**). Another important fact is that the reaction is successful for singly branched side chains, such as **58**, but not for doubly branched side chains, as in PhCOCHMe_3 .¹⁷⁹⁹ Still another piece of evidence is that compounds oxygenated along the chain give the same products; thus $\text{PhCOCH}_2\text{CH}_3$, PhCH_2COMe , and $\text{PhCH}_2\text{CH}_2\text{CHO}$ all give $\text{PhCH}_2\text{CH}_2\text{CONH}_2$.¹⁸⁰⁰ All these facts point to a mechanism consisting of consecutive oxidations and reductions along the chain, although just what form these take is not certain. Initial reduction to the hydrocarbon can be ruled out, since alkylbenzenes do not give the reaction. In certain cases, imines¹⁸⁰¹ or enamines¹⁸⁰² have been isolated from primary and secondary amines, respectively, and these have been shown to give the normal products, leading to the suggestion that they may be reaction intermediates.

¹⁷⁹⁹King, J.A.; McMillan, F.H. *J. Am. Chem. Soc.* **1946**, 68, 632.

¹⁸⁰⁰For an example of this type of behavior, see Asinger, F.; Saus, A.; Mayer, A. *Monatsh. Chem.* **1967**, 98, 825.

¹⁸⁰¹Asinger, F.; Halcour, K. *Monatsh. Chem.* **1964**, 95, 24. See also, Nakova, E.P.; Tolkachev, O.N.; Evstigneeva, R.P. *J. Org. Chem. USSR* **1975**, 11, 2660.

¹⁸⁰²Mayer, R., in Janssen, M.J. *Organosulfur Chemistry*, Wiley, NY, **1967**, pp. 229–232.

The Literature of Organic Chemistry

All discoveries in the laboratory must be published somewhere if the information is to be made generally available. A new experimental result that is not published might as well not have been obtained, insofar as it benefits the entire chemical world. The total body of chemical knowledge (called *the literature*) is located on the combined shelves of all the chemical libraries in the world. Anyone who wishes to learn whether the answer to any chemical question is known, and, if so, what the answer is, has only to turn to the contents of these shelves. Indeed, the very expressions “is known,” “has been done,” and so on, really mean “has been published.” To the uninitiated, the contents of the shelves may appear formidably large, but fortunately the process of extracting information from the literature of organic chemistry is usually not difficult. In this appendix, we will examine the literature of organic chemistry.¹ It is quite clear that The Literature can be divided into two broad categories: primary sources and secondary sources. A *primary source* publishes the original results of laboratory investigations. Books, indexes, and other publications that cover material that has previously been published in primary sources are called *secondary sources*. It is because of the excellence of the secondary sources in organic chemistry (especially *Chemical Abstracts*[™], SciFinder[®], and Beilstein) that literature searching is comparatively not difficult. The two chief kinds of primary source are journals and patents. There are several types of secondary source.

¹For books on the chemical literature, see Wolman, Y. *Chemical Information*, 2nd ed., Wiley, NY, 1988; Maizell, R.E. *How to Find Chemical Information*, 2nd ed., Wiley, NY, 1987; Mellon, M.G. *Chemical Publications*, 5th ed., McGraw-Hill, NY, 1982; Skolnik, H. *The Literature Matrix of Chemistry*, Wiley, NY, 1982; Antony, A. *Guide to Basic Information Sources in Chemistry*, Jeffrey Norton Publishers, NY, 1979; Bottle, R.T. *Use of the Chemical Literature*, Butterworth, London, 1979; Woodburn, H.M. *Using the Chemical Literature*, Marcel Dekker, NY, 1974. For a three-part article on the literature of organic chemistry, see Hancock, J.E.H. *J. Chem. Educ.* 1968, 45, 193–199, 260–266, 336–339.

PRIMARY SOURCES

Journals

For well over 100 years, nearly all new work in organic chemistry (except for that disclosed in patents) has been published in journals. There are thousands of journals that publish chemical papers, in many countries and in many languages. Some print papers covering all fields of science; some are restricted to chemistry; some to organic chemistry; and some are still more specialized. Fortunately for the sanity of organic chemists, the vast majority of important papers in “pure” organic chemistry (as opposed to “applied”) are published in relatively few journals, perhaps 50 or fewer. The concept of “pure” organic chemistry is not as useful because organic chemistry is now important in many areas. Literature that is important to an organic chemist is found in journals and patents that focus on bioorganic, organometallic, materials science, separation science, medicinal chemistry, pharmaceutical sciences, and medicine to name a few. The reader is therefore cautioned that the journals listed in this section have organic chemistry as their primary focus, but are by no means the only sources of information concerning organic chemistry. The literature is vast and many journals are published weekly, and some semi-monthly.

In addition to ordinary papers, there are two other types of publications in which original work is reported: *notes* and *communications*. A note is a brief paper, often without a summary (nearly all papers are published with summaries or abstracts prepared by the author). Otherwise, a note is similar to a paper.² Communications (also called *letters*) are also brief and usually without summaries (though some journals now publish summaries along with their communications, a welcome trend). However, communications differ from notes and papers in three respects:

1. They are brief, not because the work is of small scope, but because they are condensed. Usually, they include only the most important experimental details or none at all.
2. They are often of immediate significance. Journals that publish communications make every effort to have them appear as soon as possible after they are received. Some papers and notes are of great importance, and some are of lesser importance, but all communications are supposed to be of high importance. With modern computer technology, communications can often be published in a matter of weeks, and the on-line version (e.g., the American Chemical Society ASAP papers) can be found before the print version appears.
3. Communications are preliminary reports, and the material in them may be republished as papers at a later date, in contrast to the material in papers and notes, which cannot be republished.

²In some journals, notes are called “short communications,” an unfortunate practice, because they are not communications as that term is defined in the text.

Although papers (we use the term in its general sense, to cover notes and communications also) are published in many languages, the English-speaking chemist is in a fairly fortunate position. At present well over half of the important papers in organic chemistry are published in English. Not only are American, British, and British Commonwealth journals published almost entirely in English, but so are many others around the world. There are predominantly English-language journals published in Japan, Italy, Czechoslovakia, Sweden, The Netherlands, Israel, and other countries. In a reorganization, six prominent European journals (*Chemische Berichte*, *Liebigs Annalen der Chemie*, *Bulletin de la Société Chimique de France*, *Bulletin des Sociétés Chimique Belges*, *Recueil des Travaux Chimiques des Pays-Bas*, and *Gazzetta Chimica Italiana*) have been discontinued. In their place is the *European Journal of Organic Chemistry*, published in English. Most of the articles published in other languages have summaries printed in English also. For many years, the second most important language (in terms of the number of organic chemical papers published) was Russian, and most of these papers are available in English translation, although in most cases, 6 months to 1 year later. With the political changes in Russia, however, many of these Journals have been modified or discontinued. Important papers have been published in German and French for >200 years, and these are generally not available in translation, so that the organic chemist should have at least a reading knowledge of these languages. In recent years, however, fewer papers in French or German have appeared without an English translation, such as in the journal *Angewandte Chemie*, which in 1962 became available in English under the title *Angewandte Chemie International Edition in English*. Of course, a reading knowledge of French and German (especially German) is critical for the older literature. Before ~1920, more than one-half of the important chemical papers were in these languages. It must be realized that the original literature is never obsolete. With the rise of China in the scientific community, journals are published in Chinese, and there are journals published in Japanese. Work by Chinese and Japanese scientists regularly appears in English-language journals, however. Secondary sources become superseded or outdated, but nineteenth century journals are found in most chemical libraries and are still consulted. Table A.1 presents a list of the more important current journals that publish original papers³ and communications in organic chemistry. Some of them also publish review articles, book reviews, and other material. Changes in journal title have not been infrequent; footnotes to the table indicate some of the more important, but some of the other journals listed have also undergone title changes. In 1999, the *Journal of Organic Chemistry* stopped publishing communications, and these are now published in a new journal, *Organic Letters*.

The primary literature has grown so much in recent years that attempts have been made to reduce the volume. One such attempt is the *Journal of Chemical Research*, begun in 1977. The main section of this journal, called the "Synopsis," publishes synopses, which are essentially long abstracts, with references. The full texts of most of the papers are published only in microfiche and miniprint versions.

³In Table A.1, notes are counted as papers.

TABLE A.1. A List of the More Important *Current Journals That Currently Publish Original Papers in Organic Chemistry*^a

No.	Name	Papers or Communications	Issues per Year
1	Angewandte Chemie (1887) ⁴	C ⁵	12
2	Angewandte Chemie International Edition (1962) ⁶	C ⁷	48
3	Australian Journal of Chemistry (1948)	P	12
4	Bioorganic Chemistry (1971)	P ⁵	4
5	Bioorganic & Medicinal Chemistry Letters (1991)	C	12
6	Bulletin of the Chemical Society of Japan (1926)	P	12
7	Canadian Journal of Chemistry (1929)	P,C	12
8	Carbohydrate Research (1965)	P,C	22
9	Chemistry, a European Journal (1995)	P	24
10	Chemistry, an Asian Journal (2006)	New	New
11	Chemistry and Industry (London) (1923)	C	24
12	Chemistry Letters (1972)	C	12
13	Chimia (1947)	C ⁵	12
14	Collection of Czechoslovak Chemical Communications (1929)	P	12
15	Doklady Chemistry (1922) ⁴	C	12
17	European Journal of Organic Chemistry (1998)	P	12
18	Helvetica Chimica Acta (1918)	P	8
19	Heteroatom Chemistry (1990)	P	6
20	Heterocycles (1973)	C ⁵	12
21	Indian Journal of Chemistry (Section B)	P	12
22	International Journal of chemical Kinetics (1969)	P	12
23	Israel Journal of Chemistry (1963)	P ⁸	4
23	Journal of the American Chemical Society (1879)	P,C	52
25	Journal of Carbohydrate Chemistry (1981)	P,C	6
26	Journal of Chemical Research, Synopses (1977)	P	12
27	Chemical Communications (1965)	C	24
28	Journal of Combinatorial Chemistry (2000)	P,C	6
29	Journal of Computational Chemistry (1979)	P	16
30	Journal of Fluorine Chemistry (1971)	P,C	12

⁴These journals are available in English translation.⁵These journals also publish review articles regularly.⁶These journals are available in English translation.⁷These journals also publish review articles regularly.⁸Each issue of this journal is devoted to a specific topic.

TABLE A.1 (Continued)

No.	Name	Papers or Communications	Issues per Year
31	Journal of Heterocyclic Chemistry (1964)	P,C	12
32	Journal of the Indian Chemical Society (1924)	P	12
33	Journal of Lipid Research (1959)	P	12
34	Journal of Medicinal Chemistry (1958)	P,C	12
35	Journal of Molecular Structure (1967)	P,C	16
36	Journal of Organometallic Chemistry (1963)	P,C	48
37	Journal of Organic Chemistry (1936)	P,C	26
38	Journal of Photochemistry and Photobiology, A: Chemistry (1972)	P	12
39	Journal of Physical Organic Chemistry (1988)	P	12
40	Journal of Polymer Science Part A (1962)	P	24
41	Journal für Praktische Chemie (1834)	P	6
42	Macromolecules (1968)	P,C	26
43	Liebigs Annalen der Chemie (1832)	P	12
44	Mendeleev Communications (1991)	C	8
45	Monatshefte für Chemie (1870)	P	12
46	New Journal of Chemistry (1977) ⁹	P	11
47	Organometallics (1982)	P,C	12
48	Organic and Biomolecular Chemistry (2003)	P	24
49	Organic Letters (1999)	C	12
50	Organic Mass Spectrometry (1968)	PC	12
51	Organic Preparations and Procedures International (1969)	P ⁵	6
52	Organic Process Research & Development (1997)	P	6
53	Photochemistry and Photobiology (1962)	P ⁵	12
54	Polish Journal of Chemistry (1921) ⁹	PC	12
55	Pure and Applied Chemistry (1960)	¹⁰	12
56	Research on Chemical Intermediates (1973) ¹¹	P ⁵	6
57	Russian Journal of Organic Chemistry (1984)	P,C	12
58	Sulfur Letters (1982)	C	6
59	Synlett (1989)	C ⁵	12
60	Synthetic Communications (1971)	C	22
61	Synthesis (1969)	P ⁵	12
62	Tetrahedron (1958)	P ⁵	52
63	Tetrahedron: Asymmetry (1990)	PC	12
64	Tetrahedron Letters (1959)	C	52

^aThese Journals are listed in alphabetical order of *Chemical Abstracts*TM abbreviations, Which Are Indicated in Boldface. Also given are the year of founding, number of issues per year as of 1998, and whether the journal primarily publishes papers (P), communications (C), or both.

⁹Before 1978 this journal was called *Roczniki Chemii*.

¹⁰*Pure Appl. Chem.* publishes IUPAC reports and lectures given at IUPAC meetings.

¹¹Before 1989 this journal was called *Reviews of Chemical Intermediates*.

For some years, the American Chemical Society journals, including *J. Am. Chem. Soc.* and *J. Org. Chem.*, have provided supplementary material for some of their papers. This material is available on-line, and for older literature from the Microforms and Back Issues Office at the ACS Washington, DC, office, either on microfiche or as a photocopy. Many other journals now offer supplementary material, generally experimental procedures, supporting spectral data and crystallographic data. These practices have not yet succeeded in substantially reducing the total volume of the world's primary chemical literature.

Patents

In many countries, including the United States, it is possible to patent a new compound or a new method for making a known compound (either laboratory or industrial procedures), as long as the compounds are useful. It comes as a surprise to many to learn that a substantial proportion of the patents granted (perhaps 20–30%) have been chemical patents. Chemical patents are part of the chemical literature, and both U.S. and foreign patents are regularly abstracted by *Chemical Abstracts*TM. In addition to learning about the contents of patents from this source, chemists may consult the *Official Gazette* of the U.S. Patent Office, which, published weekly and available in many libraries, lists titles of all patents issued that week. Bound volumes of all U.S. patents are kept in a number of large libraries, including the New York Public Library, which also has an extensive collection of foreign patents. Photocopies of any U.S. patent and most foreign patents can be obtained at low cost from the U.S. Patent and Trademark Office, Washington, DC, 20231. Many patents can now be obtained on-line as well. In addition, *Chemical Abstracts*TM lists, in the introduction to the first issue of each volume, instructions for obtaining patents from 26 countries. Patents are also available via SciFinder[®].

Although patents are often very useful to the laboratory chemist, and no literature search is complete that neglects relevant patents, as a rule they are not as reliable as papers. There are two reasons for this:

1. It is in the interest of the inventor to claim as much as possible. Therefore, they may, for example, actually have carried out a reaction with ethanol and with 1-propanol, but will claim all primary alcohols, and perhaps even secondary and tertiary alcohols, glycols, and phenols. An investigator repeating the reaction on an alcohol that the inventor did not use may find that the reaction gives no yield at all. In general, it is safest to duplicate the actual examples given, of which most chemical patents contain one or more.
2. Although legally a patent gives an inventor a monopoly, any alleged infringements must be protected in court, and this may cost a good deal of money. Therefore some patents are written so that certain essential details are concealed or entirely omitted. This practice is not exactly cricket, because a patent is supposed to be a full disclosure, but patent attorneys are generally

skilled in the art of writing patents, and procedures given are not always sufficient to duplicate the results.

Fortunately, the above statements do not apply to all chemical patents: many make full disclosures and claim only what was actually done. It must also be pointed out that it is not always possible to duplicate the work reported in every paper in a journal due to the use of proprietary catalysts, equipment, or procedures. Note, however, that some work is not published or patented, but rather maintained within the company as a trade secret. Such work is not, of course, available to the public.

SECONDARY SOURCES

Journal articles and patents contain virtually all of the original work in organic chemistry. However, if there were no indexes, abstracts, review articles, and other secondary sources, the literature would be unusable, because it is so vast that no one could hope to find anything in particular. Fortunately, the secondary sources are excellent. There are various kinds and the categories tend to merge. Our classification is somewhat arbitrary.

Listings of Titles

The profusion of original papers is so great that publications that merely list the titles of current papers find much use. Such lists are primarily methods of alerting the chemist to useful papers published in journals that they do not normally read. This approach, using print versions containing lists or journals and articles, is not used much nowadays. Most journals are available on-line, and many have the original papers, with supplemental material, as HTML and pdf¹² documents. The pdf document can be downloaded to the searcher's desktop, usually for a fee, and is most convenient. *Chemical Abstracts*TM was originally available on-line as *CAS ONLINE*. *CAS ONLINE* was discontinued when *STN*[®] (a service that *CAS* operates in cooperation with the German organization *FIZ Karlsruhe*, see below) was introduced in 1984. All of the *Chemical Abstracts*TM literature can be accessed using *CAS* databases online. Many libraries and companies pay the appropriate fees, so accessing the journals is usually quite easy via those organizations. Search engines allow one to quickly scan an enormous amount of literature from office or home. In addition, most browsers have on-line searching capabilities via various search engines, and simply typing in an author, a topic, a chemical, or a few key words can lead to important articles or information. Some of the important on-line technology will be discussed below. However, some of the available resources¹³ include Specialty Citation Indexes, Science Citation Index ExpandedTM, Web of Science[®],

¹²Adobe Acrobat[®] files.

¹³See <http://scientific.thomson.com/products/categories/citation/>

Science Citation Index[®], ISI ProceedingsSM, Reaction Citation Index[™], and the Derwent Innovations IndexSM. Science Citation Index[®] is available on STN[®], where it is called SciSearch. We will begin with the older print-versions for chemical searches.

A print-version “title” publication covering the whole of chemistry is *Current Contents Physical, Chemical & Earth Sciences*,¹⁴ which began in 1967 and appears weekly, contains the contents pages of all issues of ~800 journals in chemistry, physics, earth sciences, mathematics, and allied sciences. Each issue contains an index of important words taken from the titles of the papers listed in that issue, and an author index, which, however, lists only the first-named author of each paper. The author’s address is also given, so that one may write for reprints. An on-line service is available called Current Contents Connect[®] is a multidisciplinary Web resource providing access to complete bibliographic information from >8000 of the world’s leading scholarly journals and >2000 books.¹⁵

CAS databases on-line described below allows one to search a variety of databases, including journal titles.

Abstracts

Listings of titles are valuable, as far as they go, but they do not tell what is in the paper, beyond the implications carried by the titles. Most current journals contain a graphic abstract as well as a title and a brief print description of the research. The graphical abstract is extremely useful for scanning the literature presented in a journal, and both the print and graphical abstracts are available on-line for most journals.

From the earliest days of organic chemistry, abstracts of papers have been widely available, often as sections of journals whose principal interests lay elsewhere.¹⁶ At the present time there are only two publications entirely devoted to abstracts covering the whole field of chemistry. One of these, *Referativnyi Zhurnal, Khimiya*, which began in 1953, is published in Russian and is chiefly of interest to Russian-speaking chemists. The other is *Chemical Abstracts*[™] (CA). This publication, which appears weekly, prints abstracts in English of virtually every paper containing original work in pure or applied chemistry published anywhere in the world.¹⁷ More than 9500 currently published journals are covered, in many languages. In addition, CA publishes abstracts of every patent of chemical interest from 50 national and international patent offices. *Chemical Abstracts*[™] lists and indexes, but does not abstract review articles and books. The abstracts currently appear in 80 sections, of which sections 21–34 are devoted to organic chemistry, under such

¹⁴Title pages of organic chemistry journals are also carried by *Current Contents Life Sciences*, which is a similar publication covering biochemistry and medicine.

¹⁵<http://scientific.thomson.com/products/ccc/>

¹⁶For example, *Chem. Ind. (London)* publishes abstracts of papers that appear in other journals. In the past, journals, such as *J. Am. Chem. Soc.*, *J. Chem. Soc.*, and *Berchti* also did so.

¹⁷For a guide to the use of CA, see Schulz, H. *From CA to CAS ONLINE*; VCH: NY, 1988.

headings as Alicyclic Compounds, Alkaloids, Physical Organic Chemistry, Heterocyclic Compounds (One Heteroatom), and so on. Each abstract of a paper begins with a heading that gives (1) the abstract number;¹⁸ (2) the title of the paper; (3) the authors' names as fully as given in the paper; (4) the authors' address; (5) the abbreviated name of the journal (see Table A.1);¹⁹ (6) the year, volume, issue, and page numbers; and (7) the language of the paper. In earlier years, *CA* gave the language only if it differed from the language of the journal title. Abstracts of patents begin with the abstract number, title, inventor and company (if any), patent number, patent class number, date patent issued, country of priority, patent application number, date patent applied for, and number of pages in the patent. The body of the abstract is a concise summary of the information in the paper. For many common journals the author's summary (if there is one) is used in *CA* as it appears in the original paper, with perhaps some editing and additional information. Each issue of *CA* contains an author index, a patent index, and an index of keywords taken from the titles and the texts or contexts of the abstracts. The patent index lists all patents in order of number. The same compound or method is often patented in several countries. *Chemical Abstracts* will abstract only the first patent, but it does list the patent numbers of the duplicated patents in the patent index along with all previous patent numbers that correspond to it. Before 1981, there were separate Patent Number Indexes and Patent Concordances (the latter began in 1963).

At the end of each section of *CA*, there is a list of cross-references to related papers in other sections.

*Chemical Abstracts*TM is, of course, highly used for "current awareness"; it allows one to read, in one place, abstracts of virtually all new work in chemistry, though its large size puts a limit on the extent of this type of usefulness.²⁰ *Chemical Abstracts*TM is even more useful as a repository of chemical information, a place for finding out what was done in the past. This value stems from the excellent indexes, which enable the chemist in most cases to ascertain quickly where information is located. From the time of its founding in 1907 until 1961, *CA* published annual indexes. Since 1962 there are two volumes published each year, and a separate index is issued for each volume. For each volume there is an index of subjects, authors, formulas, and patent numbers. Beginning in 1972, the subject index has been issued in two parts, a chemical substance index and a general subject index, which includes all entries that are not the names of single chemical substances. However, the indexes to each volume become essentially superseded as collective indexes are issued. The first collective indexes are 10-year (decennial) indexes, but the volume of information has made 5-year indexes necessary since 1956. Collective indexes published to date are shown in Table A.2. Thus a user of the indexes at the time of this writing would consult the collective indexes through 1995 and the semiannual indexes thereafter. The 14th collective index (covering

¹⁸Beginning in 1967. See p. 1880.

¹⁹These abbreviations are changed from time to time. Therefore the reader may notice inconsistencies.

²⁰It is possible to subscribe to *CA Selects*, which provides copies of all abstracts within various narrow fields, such as organofluorine chemistry, organic reaction mechanisms, and organic stereochemistry.

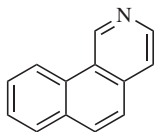
TABLE A.2. CA Collective Indexes Published

Collective Index	Subject and General Subject	Chemical Substance	Author	Formula	Patent
1	1907–1916		1907–1916		
2	1917–1926		1917–1926		1907–1936
3	1927–1936		1927–1936	1920–1946	
4	1937–1946		1937–1946		1937–1946
5	1947–1956		1947–1956	1947–1956	1947–1956
6	1957–1961		1957–1961	1957–1961	1957–1961
7	1962–1966		1962–1966	1962–1966	1962–1966
8	1967–1971		1967–1971	1967–1971	1967–1971
9	1972–1976	1972–1976	1972–1976	1972–1976	1972–1976
10	1977–1981	1977–1981	1977–1981	1977–1981	1977–1981
11	1982–1986	1982–1986	1982–1986	1982–1986	1982–1986
12	1987–1991	1987–1991	1987–1991	1987–1991	1987–1991
13	1992–1996	1992–1996	1992–1996	1992–1996	1992–1996
14	1997–2001	1997–2001	1997–2001	1997–2001	1997–2001
15	2002–2006	2002–2006	2002–2006	2002–2006	2002–2006

1997–2001) appeared in 2002. The 15th Collective index will be issued only in CD ROM, as well as any subsequent collective, presumably.

Beginning with the eighth collective index period, *CA* has published an *Index Guide*. This publication gives structural formulas and/or alternate names for thousands of compounds, as well as many other cross-references. It is designed to help the user efficiently and rapidly to find *CA* references to subjects of interest in the general subject, formula, and chemical substance indexes. Each collective index contains its own *Index Guide*. A new *Index Guide* is issued every 18 months. The *Index Guide* is necessary because the *CA* general subject index is a “controlled index,” meaning it restricts its entries only to certain terms. For example, anyone who looks for the term “refraction” in the general subject index will not find it. The *Index Guide* includes this term, and directs the reader to “Electromagnetic wave, refraction of,” “Sound and ultrasound, refraction of,” and other terms, all of which will be found in the general subject index. Similarly, the chemical substance index usually lists a compound only under one name, the approved *CA* name. Trivial and other names will be found in the *Index Guide*. For example, the term “methyl carbonate” is not in the chemical substance index, but the *Index Guide* does have this term, and tells us to look for it in the chemical substance index under the headings “carbonic acid, esters, dimethyl ester” (for Me_2CO_3) and “carbonic acid, esters, monomethyl ester” (for MeHCO_3). Furthermore, the *Index Guide* gives terms related to the chosen term, helping users to broaden a search. For example, one who looks for “Atomic orbital” in the *Index Guide* will find the terms “Energy Level,” “Molecular orbital,” “Atomic integral,” and “Exchange, quantum mechanical, integrals for,” all of which are controlled index terms.

Along with each index (annual, semiannual, or collective) appears an index of ring systems. This valuable index enables the user to ascertain immediately if any ring system appears in the corresponding subject or chemical substance index and under what names. For example, someone wishing to determine whether any compounds containing this ring system

Benz(*h*)isoquinoline

are reported in the 1982–1986 collective index (even if they did not know the name) would locate, under the heading “3-ring systems,” the listing **6, 6, 6** (since the compound has three rings of six members each), under which they would find the sub-listing C₅N–C₆–C₆ (since one ring contains five carbons and a nitrogen while the others are all-carbon), under which is listed the name benz(*h*)isoquinoline, as well as the names of 30 other systems C₅N–C₆–C₆. A search of the chemical substance index under these names will give all references to these ring systems that appeared in *CA* from 1982 to 1986.

Before 1967, *CA* used a two-column page, with each column separately numbered. A row of letters from *a* to *h* appeared down the center of the page. These letters are for the guidance of the user. Thus an entry 7337*b* refers to the *b* section of column 7337. In early years, superscript numbers (e.g., 4327⁵), were used in a similar manner. In very early years, these numbers were not printed on the page at all, though they are given in the decennial indexes, so that the user must mentally divide the page into nine parts. Beginning with 1967, abstracts are individually numbered and column numbers are discarded. Therefore, beginning with 1967, index entries give abstract number rather than column number. The abstract numbers are followed by a letter that serves as a check character to prevent miscopying errors in computer handling. To use the *CA* general subject, chemical substance, and formula indexes intelligently requires practice, and the student should become familiar with representative volumes of these indexes and with the introductory sections to them, as well as with the *Index Guides*.

In the *CA* formula indexes, formulas are listed in order of (1) number of carbon atoms; (2) number of hydrogen atoms; (3) other elements in alphabetic order. Thus, all C₃ compounds are listed before any C₄ compound; all C₅H₇ compounds before any C₅H₈ compound; C₇H₁₁Br before C₇H₁₁N; C₉H₆N₄S before C₉H₆O, and so on. Deuterium and tritium are represented by D and T and treated alphabetically, for example, C₂H₅DO after C₂H₅Cl and before C₂H₅F or C₂H₆.

Since 1965, *CA* has assigned a Registry Number to each unique chemical substance; CAS Registry Number[®]. This is a number of the form [766-51-8] that remains invariant, no matter what names are used in the literature. More than

10 million numbers have already been assigned and thousands are added each week. At one time, all numbers published with the *CA* preferred names appeared in a multivolume “Registry Handbook,” but this work was discontinued. The CAS Registry contains >27 million organic and inorganic substances and >57 million sequences.²¹ For a discussion of online searching see pp. 1901–1905.

There were a number of earlier abstracting publications now defunct. The most important are *Chemisches Zentralblatt* and *British Abstracts*. These publications are still valuable because they began before *CA* and can therefore supply abstracts for papers that appeared before 1907. Furthermore, even for papers published after 1907, *Zentralblatt* and *British Abstracts* are often more detailed. *Zentralblatt* was published, under various names, from 1830 to 1969.²² *British Abstracts* was a separate publication from 1926 to 1953, but earlier abstracts from this source are available in the *Journal of the Chemical Society* from 1871 to 1925.

Beilstein

This publication is so important to organic chemistry that it deserves a section by itself. Beilstein’s *Handbuch der Organischen Chemie*, usually referred to as *Beilstein*, lists all the known organic compounds reported in the literature during its period of coverage. We will first describe the print version, particularly important for older literature. This discussion will be followed by a description of the on-line version of Beilstein – Crossfire Beilstein. For each compound are given: all names; the molecular formula; the structural formula; all methods of preparation (briefly, e.g., “by refluxing 1-butanol with NaBr and sulfuric acid”); physical constants, such as melting point and refractive index; other physical properties; chemical properties including reactions; occurrence in nature (i.e., which species it was isolated from); biological properties, if any; derivatives with melting points; analytical data, and any other information that has been reported in the literature.²³ Equally important, for every piece of information, a reference is given to the original literature. Furthermore, the data in *Beilstein* have been critically evaluated. That is, all information is carefully researched and documented, and duplicate and erroneous results are eliminated. Some compounds are discussed in two or three lines and others require several pages. The value of such a work should be obvious.

The first three editions of *Beilstein* are obsolete. The fourth edition (*vierte Auflage*) covers the literature from its beginnings through 1909. This edition, called *das Hauptwerk*, consists of 27 volumes. The compounds are arranged in order of a

²¹This total is updated daily. See <http://www.cas.org/cgi-bin/regreport.pl>.

²²An “obituary” of *Zentralblatt* by Weiske, which gives its history and statistical data about its abstracts and indexes, was published in the April 1973 issue of *Chem. Ber.* (pp. I–XVI).

²³For a discussion of how data are processed for inclusion in *Beilstein*, see Luckenbach, R.; Ecker, R.; Sunkel, J. *Angew. Chem. Int. Ed.* **1981**, *20*, 841.

system too elaborate to discuss fully here.²⁴ The compounds are divided into three divisions that are further subdivided into “systems”:

Division	Volumes	System Numbers
I. Acyclic Compounds	1–4	1–499
II. Carbocyclic Compounds	5–16	450–2359
III. Heterocyclic Compounds	17–27	2360–4720

Das Hauptwerk is still the basis of *Beilstein* and has not been superseded. The later literature is covered by supplements that have been arranged to parallel *das Hauptwerk*. The same system is used, so that the compounds are treated in the same order. The first supplement (*erstes Ergänzungswerk*) covers 1910–1919; the second supplement (*zweites Ergänzungswerk*) covers 1920–1929; the third supplement (*drittes Ergänzungswerk*) covers 1930–1949; the fourth supplement (*viertes Ergänzungswerk*) covers 1950–1959, and the fifth supplement covers 1960–1979. Like *das Hauptwerk*, each supplement contains 27 volumes,²⁵ except that supplements 3 and 4 are combined for Vols. 17–27, so that for these volumes the combined third and fourth supplement covers the years 1930–1959. Each supplement has been divided into volumes in the same way as *das Hauptwerk*, and, for example, compounds found in Vol. 3, system number 199 of *das Hauptwerk* will also be found in Vol. 3, system number 199 of each supplement. To make cross-referencing even easier, each supplement gives, for each compound, the page numbers at which the same compound can be found in the earlier books. Thus, on page 554 of Vol. 6 of the fourth supplement, under the listing phenetole are found the symbols (H 140; E I 80; E II 142; E III 545) indicating that earlier information on phenetole is given on page 140 of Vol. 6 of *das Hauptwerk*, on page 80 of the first, page 142 of the second, and page 545 of the third supplement. Furthermore, each page of the supplements contains, at the top center, the corresponding page numbers of *das Hauptwerk*. Since the same systematic order is followed in all six series, location of a compound in any one series gives its location in the other five. If a compound is found, for example, in Vol. 5 of *das Hauptwerk*, one has but to note the page number and scan Vol. 5 of each supplement until that number appears in the top center of the page (the same number often covers several pages). Of course, many compounds are found in only one, two, three, four, or five of the series, since no work may have been published on that compound during a

²⁴For descriptions of the *Beilstein* system and directions for using it, see Sunkel, J.; Hoffmann, E.; Luckenbach, R. *J. Chem. Educ.* **1981**, *58*, 982; Luckenbach, R. *CHEMTECH* **1979**, 612. The Beilstein Institute has also published two English-language guides to the system. One, available free, is *How to Use Beilstein*; Beilstein Institute: Frankfurt/Main, **1979**. The other is by Weissbach, O. *A Manual for the Use of Beilstein's Handbuch der Organischen Chemie*, Springer, NY, **1976**. An older work, which many students will find easier to follow, is by Huntress, E.H. *A Brief Introduction to the Use of Beilstein's Handbuch der Organischen Chemie*, 2nd ed., Wiley, NY, **1938**.

²⁵In some cases, to keep the system parallel and to avoid books that are too big or too small, volumes are issued in two or more parts, and, in other cases, two volumes are bound as one.

particular period covered. From *das Hauptwerk* to the fourth supplement, *Beilstein* is in German, though it is not difficult to read since most of the words are the names of compounds (a *Beilstein* German–English Dictionary, available free from the publisher, is in many libraries). For the fifth supplement (covering 1960–1979), which is in English, publication of Division III began before the earlier divisions. At the time of this writing, Vols. 17–22 (totaling 70 separate parts exclusive of index volumes) of this supplement have been published, as well as a combined index for Volumes 17–19. This index covers only the fifth supplement. The subject portion of this index, which lists compound names only, gives these names in English.

Volumes 28 and 29 of *Beilstein* are subject and formula indexes, respectively. The most recent complete edition of these volumes is part of the second supplement and covers only *das Hauptwerk* and the first two supplements (though complete indexes covering *das Hauptwerk* and the first four supplements have been announced to appear in the next few years). For Vol. 1, there is a cumulative subject and a cumulative formula index, which combine *das Hauptwerk* and the first four supplements.²⁶ Similar index volumes, covering all four supplements, have been issued for the other volumes, 2–27. Some of these are combined (e.g., 2–3, 12–14, and 23–25). For English-speaking chemists (and probably for many German-speaking chemists) the formula indexes are more convenient. Of course (except for the fifth supplement indexes), one must still know some German, because most formula listings contain the names of many isomers. If a compound is found only in *das Hauptwerk*, the index listing is merely the volume and page numbers (e.g., 1, 501). Roman numbers are used to indicate the supplements, for example, 26, 15, I 5, II 7. Thus the subject and formula indexes lead at once to locations in *das Hauptwerk* and the first four supplements. The *Beilstein* formula indexes are constructed the same way as the *CA* indexes (p. 1880).

There is also a fourth division of *Beilstein* (systems 4721–4877) that covers natural products of uncertain structure: rubbers, sugars, and so on. These are treated in Vols. 30 and 31, which do not go beyond 1935, and which are covered in the collective indexes. These volumes will not be updated. All such compounds are now included in the regular *Beilstein* volumes.

Like *CA*, *Beilstein* is available on-line, with the useful search engine *CrossFire Beilstein*. The *Beilstein* database is one of the best databases for organic chemistry, particularly synthetic organic chemistry. It contains information on ~9.4 million organic substances that have been fully characterized, as well as 9.8 million reactions. Information available includes:²⁷

- Structure and reaction diagrams
- Identification information (name, formula, registry numbers, etc.)

²⁶Most page number entries in the combined indexes contain a letter, for example, CHBr₂Cl 67f, II 33a, III 87d, IV, 81. These letters tell where on the page to find the compound and are useful because the names given in the index are not necessarily those used in the earlier series. The letter “a” means the compound is the first on its page, “b” is the second, and so on. No letters are given for the fourth supplement.

²⁷<http://gethelp.library.upenn.edu/guides/tutorials/scitech/beilstein/BCWhat.html>

- Isolation and purification information
- Derivatives
- Physical properties, including
- Structure and energy parameters
- State of matter and change of state information
- Transport phenomena
- Optical properties
- Spectra (UV, VIS, MS, NMR, IR, ESR, X-ray, etc.)
- Electrical and magnetic properties
- Electrochemistry
- Behavior of liquid/solid, liquid/liquid, and liquid/vapor systems
- Solution behavior
- Energy data
- Optical data
- Boundary surface phenomena
- Adsorption
- Association
- Pharmacological and ecological data

Not all compounds contain all different types of data. Some data, often those quantities that can be described by a number, word, or short phrase, are given explicitly in the record for the compound. Others simply have a literature reference. The factual data, of which there are 260 million, are only experimental data, scientifically measured.

Coverage of the Literature and Search Capabilities

Beilstein references the chemical literature published in ~175 prestigious organic chemistry journals²⁸ from 1771 to date. It is updated quarterly. The database may be searched using structures and/or text (property information, chemical name, molecular formula).” Figure A. 1 shows the on-line page after a structure has been drawn using the drawing tools provided with the program, used by Crossfire to begin a session. Figure A. 2 shows an on-line page that displays data obtained after a structure search. The variety of tools available for searching is much more extensive than the ones shown in Figs. A.1 and A.2. One can use the structure editor to draw a specific structure, and it is possible to draw two or more structures, label them as reactant and/or product and search for a chemical reactions or transformation. A variety of data can be accessed for a compound or a reaction, and the output includes the chemical structures, references to the primary literature, physical, and spectral properties where available.

²⁸See <http://www.mdl.com/products/pdfs/BSJournals.pdf>.

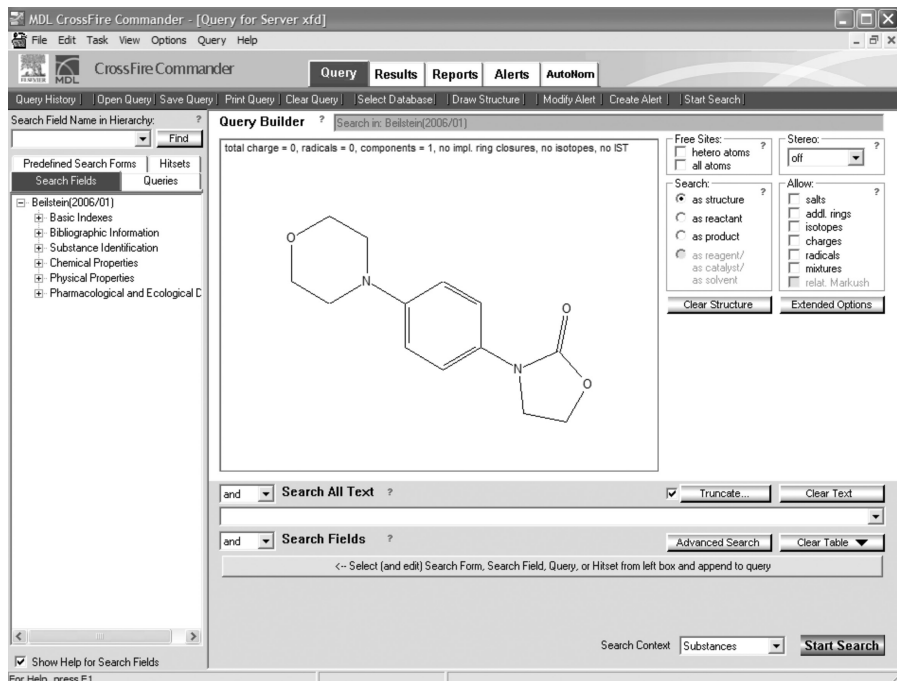


Fig. A.1. Structure Search for CrossFire Beilstein²⁹ Beilstein Data: Copyright (c) 1988–2006, Beilstein Institut zur Foerderung der Chemischen Wissenschaften licensed to Beilstein GmbH and MDL Information Systems GmbH. All rights reserved.

Tables of Information

In addition to *Beilstein*, there are many other reference works in organic chemistry that are essentially compilations of data. These books are very useful and often save the research worker a great deal of time. In this section we discuss some of the more important of such works.

1. The sixth edition of *Heilbron's Dictionary of Organic Compounds*, J. Buckingham, Ed., 9 vols., Chapman and Hall, London, **1996**, contains brief listings of >150,000 organic compounds, giving names, structural formulas, physical properties, and derivatives, with references. For many entries additional data concerning occurrence, biological activity, and toxicity hazard information are also given. The arrangement is alphabetical. The dictionary contains indexes of names, formulas, heteroatoms, and CA Registry Numbers. Annual supplements, with cumulative indexes, have appeared since 1983. A similar work, devoted to organometallic compounds, is the 2nd edition of the *Dictionary of Organometallic Compounds*, 6 vols. in its 5th supplement,

²⁹See http://www.mdl.com/products/knowledge/crossfire_commander/.

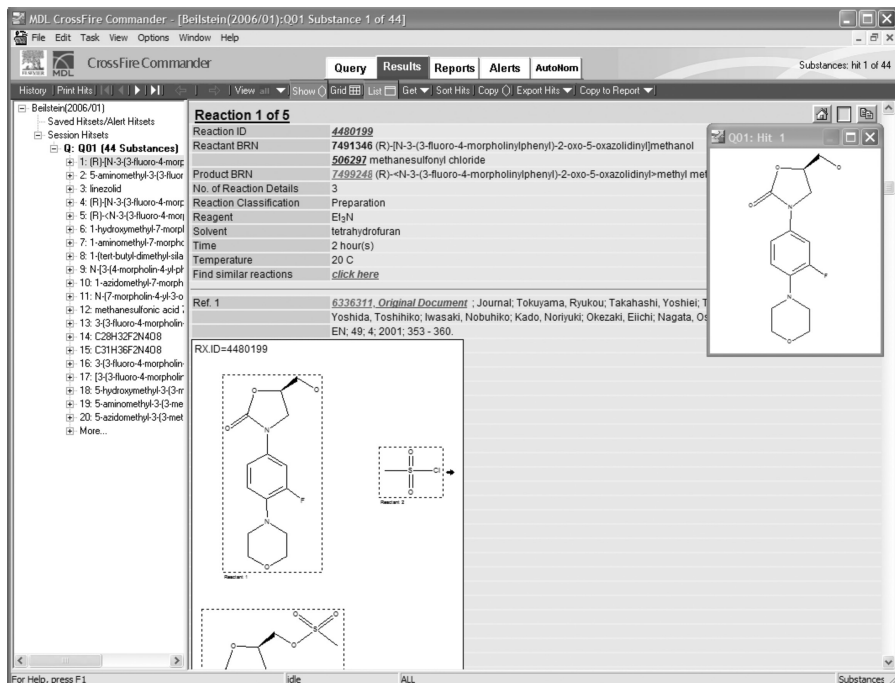


Fig. A.2. Preparation Data from CrossFire Beilstein.³⁰ Beilstein Data: Copyright (c) 1988–2006, Beilstein Institut zur Foerderung der Chemischen Wissenschaften licensed to Beilstein GmbH and MDL Information Systems GmbH. All rights reserved.

published by Chapman and Hall in **1989**. Another, *Dictionary of Steroids*, 2 vols., 1991, is also published by Chapman and Hall.

2. A multivolume compendium of physical data is Landolt-Börnstein's *Zahlenwerte und Funktionen aus Physik, Chemie, Astronomie, Geophysik, und Technik*, 6th ed., Springer, Berlin, **1950**–. There is also a “New Series,” for which the volumes are given the English title *Numerical Data and Functional Relationships in Science and Technology*, as well as the German title. This compendium, which is not yet complete, lists a great deal of data, some of which are of interest to organic chemists (e.g., indexes of refraction, heats of combustion, optical rotations, and spectral data). Literature references are given for all data.
3. *The Handbook of Chemistry and Physics*, CRC Press, Boca Raton, FL (called the “rubber handbook”), which is revised annually (87th ed., **2006–2007**), is a valuable repository of data quickly found. For organic chemists the most important table is “Physical Constants of Organic Compounds,”

³⁰See http://www.mdl.com/products/knowledge/crossfire_beilstein/index.jsp. Also see, <http://chemistry.library.wisc.edu/beilstein/quickguide6.htm>

which lists names, formulas, color, solubilities, and physical properties of thousands of compounds. However, there are many other useful tables. A similar work is *Lange's Handbook of Chemistry*, 16th ed., McGraw-Hill, New York, **2004**. Another such handbook, but restricted to data of interest to organic chemists, is *Dean's Handbook of Organic Chemistry*, 2nd ed., McGraw-Hill, New York, **2003**. This book also contains a long table of "Physical Constants of Organic Compounds," and has much other information including tables of thermodynamic properties, spectral peaks, pK_a values, bond distances, and dipole moments.

4. A list of most of the known natural compounds (e.g., terpenes, alkaloids, carbohydrates), to which structures have been assigned, along with structural formulas, melting points, optical rotations, and references, is provided in Devon and Scott, *Handbook of Naturally Occurring Compounds*, 3 vols., Academic Press, New York, **1972**.
5. Dreisbach, *Physical Properties of Chemical Compounds*, Advances in Chemistry Series Nos. 15, 22, 29, American Chemical Society, Washington, DC, **1955–1961** lists many physical properties of >1000 organic compounds.
6. Physical properties of thousands of organometallic compounds, with references, are collected in five large compendia: the *Dictionary of Organometallic Compounds*, mentioned under item 1, above; Dub, *Organometallic Compounds*, 2nd ed., 3 vols. with supplements and index, Springer, New York, **1966–1975**; Hagihara, Kumada, and Okawara, *Handbook of Organometallic Compounds*, W. A. Benjamin, New York, 1968; and Kaufman, *Handbook of Organometallic Compounds*, Van Nostrand, Princeton, NJ, 1961; *Comprehensive Organometallic Chemistry II*, 14 Vols, Pergamon, 1995.
7. The *Merck Index*, 13th ed., Merck and Company, Rahway, NJ, **2001** is a good source of information about chemicals of medicinal importance. Many drugs are given three types of name: chemical name (which is the name an organic chemist would give it; of course, there may well be more than one); generic name, which must be placed on all containers of the drug; and trade names, which are different for each company that markets the drug. For example, the generic name for 1-(4-chlorobenzhydryl)-4-methylpiperazine is chlorcyclazine. Among the trade names for this drug, which is an antihistamine, are Trihistan, Perazyl, and Alergicide. The *Merck Index* is especially valuable because it gives all known names of all three types for each compound and the names are cross-indexed. Also given, for each compound, are the structural formula, CA preferred name and Registry Number, physical properties, medicinal and other uses, toxicity indications, and references to methods of synthesis. There are indexes of formulas and Registry Numbers, and miscellaneous tables. The 10th edition of the *Merck Index* (1983) also includes a lengthy list of organic name reactions, with references. Although the 11th edition omitted this list, it was restored in the 12th and subsequent editions.

Note that the Merck Index Online™ is also available.

8. There are two publications that list properties of azeotropic mixtures. Timmermans, *The Physicochemical Constants of Binary Systems in Concentrated Solutions*, 4 vols., Interscience, New York, **1959–1960**, is by far the more comprehensive. The other is *Azeotropic Data*, 2 vols., Advances in Chemistry Series Nos. 6 and 35, American chemical Society, Washington, DC, **1952, 1962**.
9. Thousands of dipole moments, with references, are collected in McClellan, *Tables of Experimental Dipole Moments*, Vol. 1, W.H. Freeman, San Francisco, CA, **1963**; Vol. 2, Rahaara Enterprises, El Cerrita, CA, **1974**.
10. *Tables of Interatomic Distances and Configurations in Molecules and Ions*, London chemical Society Special publication No. 11, 1958, and its supplement, Special publication No. 18, **1965**, include bond distances and angles for hundreds of compounds, along with references.
11. The *Ring Systems Handbook*, published in **1988** by the Chemical Abstracts Service, provides the names and formulas of ring and cage systems that have been published in *CA*. The ring systems are listed under a system essentially the same as that used for the *CA* index of ring systems (p. \$\$\$). Each entry gives the *CA* index name and Registry Number for that ring system. In many cases, a *CA* reference is also given. There is a separate Formula Index (for the parent ring systems) and a Ring Name Index. Cumulative supplements are issued twice a year. The *Ring Systems Handbook* supersedes earlier publications called *The Parent Compound Handbook* and *The Ring Index*.
12. The Sadtler Research Laboratories publish large collections of IR, UV, NMR and other spectra, in loose-leaf form. Indexes are available.
13. Infrared, UV, NMR, Raman, and mass spectral data, as well as melting-point, boiling-point, solubility, density, and other data for >30,000 organic compounds are collected in the *CRC Handbook of Data on Organic Compounds*, 2nd ed., 9 vols., CRC Press, Boca Raton, FL, **1988**, edited by Weast and Grasselli. It differs from the Sadtler collection in that the data are given in tabular form (lists of peaks) rather than reproduction of the actual spectra, but this book has the advantage that all the spectral and physical data for a given compound appear at one place. References are given to the Sadtler and other collections of spectra. Volumes 7–9 contain indexes of spectral peaks for IR, UV, ¹H NMR, ¹³C NMR, mass, and Raman spectra, as well as indexes of other names, molecular formulas, molecular weights, and physical constants. Annual updates began appearing in **1990** (the first one is called Vol. 10).
14. The *Aldrich Library of Infrared Spectra*, 3rd ed., Aldrich chemical Company, Milwaukee, WI, **1981**, by Pouchert contains >12,000 IR spectra so arranged that the user can readily see the change that takes place in a given spectrum when a slight change is made in the structure of a molecule. The same company also publishes the *Aldrich Library of FT-IR Spectra* and the *Aldrich Library of NMR Spectra*, both also by Pouchert. A similar volume, which has IR and Raman spectra of ~1000 compounds, is *Raman/Infrared Atlas of Organic Compounds*, 2nd ed., VCH, New York, **1989**, by Schrader.

15. An extensive list of visible and UV peaks is given in *Organic Electronic Spectral Data*, Wiley, New York. Twenty-six volumes have appeared so far, covering the literature through 1984.
16. A collection of 500 ^{13}C NMR spectra is found in Johnson and Jankowski, *Carbon-13 NMR Spectra*, Wiley, New York, 1972.

Reviews

A review article is an intensive survey of a rather narrow field; for example, the titles of some recent reviews are “Desulfonation Reactions: Recent Developments,”³¹ “Pyrrolizidine and Indolizidine Syntheses Involving 1,3-Dipolar Cycloaddition,”³² and “From Corrin Chemistry to Asymmetry Catalysis—A Personal Account.”³³ A good review article is of enormous value, because it is a thorough survey of all the work done in the field under discussion. Review articles are printed in review journals and in certain books. The most important review journals in organic chemistry (though most are not exclusively devoted to organic chemistry) are shown in Table A.3. Some of the journals listed in Table A.1, for

TABLE A.3. Review Journals, With Year of Founding and Issues per Year as of 1998

Journal	Issues
Accounts of Chemical Research (1968)	12
Aldrichimica Acta (1968)	4
Angewandte Chemie (1888) and its English Translation: Angewandte Chemie, International Edition (1962)	12
Chemical Reviews (1924)	8
Chemical Society Reviews (1947) ³⁴	4
Heterocycles (1973)	12
Natural Product Reports (1984)	6
Organic Preparations and Procedures International (1969)	6
Soviet Scientific Reviews, Section B , Chemistry Reviews (1979) Irreg.	
Sulfur Reports (1980)	6
Synlett (1989)	12
Synthesis (1969)	12
Tetrahedron (1958)	52
Topics in Current Chemistry (1949) ³⁵	Irreg.
Uspekhi Khimii (1932)	12
and its English translation: Russian chemical Reviews (1960)	12

³¹Nájera, C.; Yus, M. *Tetrahedron* **1999**, 55, 10547.

³²Broggini, G.; Zecchi, G. *Synthesis* **1999**, 905.

³³Pfaltz, A. *Synlett* **1999**, 835.

³⁴Successor to *Quarterly Reviews* (abbreviated as *Q. Rev., Chem. Soc.*).

³⁵Formerly called *Fortschritte der Chemischen Forschung*.

example, *Synlett*, *Tetrahedron*, *Synthesis*, *Organic Preparations and Procedures International*, and *J. Organomet. Chem.* also publish occasional review articles.

There are several open-ended serial publications that are similar in content to the review journals, but are published irregularly (seldom more often than once a year) and are hardbound. Some of these publish reviews in all fields of chemistry; some cover only organic chemistry; some specialize further. The coverage is indicated by the titles. Table A.4 shows some of the more important such publications, with *CA* abbreviations.

There are several publications that provide listings of review articles in organic chemistry. The most important is the *J. Org. Chem.*, which began to list review articles in 1978 (the first list is at *J. Org. Chem.*, 43, 3085), suspended the listings in 1985, and resumed them in 1990 (at *J. Org. Chem.*, 55, 398). These lists, which appear about four times a year, give the titles and reference sources of virtually

TABLE A.4. Irregularly Published Serial Publications

Advances in Carbocation Chemistry
Advances in Carbohydrate Chemistry and Biochemistry
Advances in Catalysis
Advances in Cycloaddition
Advances in Free Radical Chemistry
Advances in Heterocyclic Chemistry
Advances in Metal-Organic Chemistry
Advances in Molecular Modeling
Advances in Organometallic Chemistry
Advances in Oxygenated Processes
Advances in Photochemistry
Advances in physical Organic Chemistry
Advances in Protein Chemistry
Advances in Theoretically Interesting Molecules
Fluorine Chemistry Reviews
Fortschritte der Chemie Organischer Naturstoffe
Isotopes in Organic Chemistry
Molecular Structure and Energetics
Organic Photochemistry
Organometallic Reactions
Organic Reactions
Organic Synthesis: Theory and Applications
Progress in Heterocyclic Chemistry
Progress in Macrocyclic Chemistry
Progress in physical Organic Chemistry
Reactive Intermediates (Plenum)
Reactive Intermediates (Wiley)
Survey of Progress in Chemistry
Topics in physical Organometallic Chemistry
Topics in Stereochemistry

all review articles in the field of organic chemistry that have appeared in the preceding 3 months, including those in the review journals and serials mentioned above, as well as those in monographs and treatises. There is also a listing of new monographs on a single subject. Each list includes a subject index.

Another publication is the *Index of Reviews in Organic Chemistry*, compiled by Lewis, Chemical Society, London, a classified listing of review articles. The first volume, published in 1971, lists reviews from ~1960 (in some cases much earlier) to ≈ 1970 in alphabetical order of topic. Thus four reviews are listed under “Knoevenagel condensation,” five under “Inclusion compounds,” and one under “Vinyl ketones.” There is no index. A second volume (1977) covers the literature to 1976. Annual or biannual supplements appeared from 1979 until the publication was terminated in 1985. Classified lists of review articles on organometallic chemistry are found in articles by Smith and Walton³⁶ and by Bruce.³⁷ A similar list for heterocyclic chemistry is found in articles by Katritzky and others.³⁸ See also the discussion of the *Index of Scientific Reviews*, p. 1908.

Annual Reviews

The review articles discussed in the previous section are each devoted to a narrow topic covering the work done in that area over a period of years. An annual review is a publication that covers a broad area, but limits the period covered, usually to 1 or 2 years.

1. The oldest annual review publication still publishing is *Annual Reports on the Progress of Chemistry*, published by the Royal Society of Chemistry (formerly the chemical Society), which began in 1905 and which covers the whole field of chemistry. Since 1967 it has been divided into sections. Organic chemistry is found in Section B.
2. Because the number of papers in chemistry has become so large, the Royal Society of Chemistry publishes annual-review-type volumes of smaller scope, called *Specialist Periodical Reports*. Among those of interest to organic chemists are “Carbohydrate Chemistry” (Vol. 22 covers 1988); “Photochemistry” (Vol. 21 covers 1988–1989); and “General and Synthetic Methods,” (Vol. 12 covers 1987).
3. *Organic Reaction Mechanisms*, published by Wiley, New York, is an annual survey that covers the latest developments in the field of mechanisms. The first volume, covering 1965, appeared in 1966.
4. There are two annual reviews devoted to progress in organic synthesis. Theilheimer, *Synthetic Methods of Organic Chemistry*, S. Karger Verlag,

³⁶Smith, J.D.; Walton, D.R.M. *Adv. Organomet. Chem.* **1975**, *13*, 453.

³⁷Bruce, M.I.K. *Adv. Organomet. Chem.* **1972**, *10*, 273, **1973**, *11*, 447, **1974**, *12*, 380.

³⁸Belen'kii, L.I. *Adv. Heterocyclic Chem.* **1988**, *44*, 269; Katritzky, A.R.; Jones, P.M. *Adv. Heterocyclic Chem.* **1979**, *25*, 303; Katritzky, A.R.; Weeds, S.M. *Adv. Heterocyclic Chem.* **1966**, *7*, 225.

Basel, is an annual compilation, beginning in 1946, of new methods for the synthesis of organic compounds, arranged according to a system based on bond closing and bond breaking reactions. Equations, brief procedures, yields, and literature references are given. Volume 44 was issued in 1990. Volumes 3 and 4 are available only in German, but all the rest are in English. There is an index to each volume. Cumulative indexes appear in every fifth volume. Beginning with Vol. 8, each volume includes a short summary of trends in synthetic organic chemistry. A more recent series is *Annual Reports in Organic Synthesis*, Academic Press, New York, which has covered the literature of each year since 1970. Equations are listed with yields and references according to a fairly simple system.

5. The *Journal Of Organometallic Chemistry* several times a year publishes annual surveys arranged according to metallic element. For example, Vol. 404, published in February 1991, contains annual surveys for 1989 of organic compounds containing Sb, Bi, and Fe, and the use of transition metals in organic synthesis, and surveys for 1988 covering B, Ru, and Os.

Awareness Services

Besides the annual reviews and the title and abstract services previously mentioned, there exist a number of publications designed to keep readers aware of new developments in organic chemistry or in specific areas of it.

1. *Chemtracts: Organic Chemistry* is a bimonthly periodical, begun in 1988, that prints abstracts of certain recently published papers (those that the editors consider most important), with commentaries on these papers by distinguished organic chemists. Important current research in bioorganic, organometallic, synthesis, physical-organic and theoretical chemistry, and pharmaceutical–medicinal chemistry is covered in each issue, giving readers updates on the newest trends and developments in organic chemistry by summarizing and commenting on current and past research..
2. The Institute for Scientific Information (ISI), besides publishing *Current Contents* (p. 1877) and the *Science Citation Index* (p. 1877), also publishes *Index Chemicus* (formerly called *Current Abstracts of Chemistry and Index Chemicus*). This publication, begun in 1960 and appearing weekly, is devoted to printing structural formulas of all new compounds appearing in >100 journals, along with equations to show how they were synthesized and an author's summary of the work. Each issue contains five indexes: author, journal, biological activity, labeled compounds, and intermediates that were not isolated. These indexes are cumulated annually.
3. Theilheimer and the *Annual Reports on Organic Synthesis*, mentioned in the previous section, list new synthetic methods once a year. There are several publications that do this monthly. Among these are *Current Chemical Reactions* (begun in 1979 and published by ISI), *Journal of Synthetic*

Methods (begun in 1975 and published by Derwent publications), and *Methods in Organic Synthesis*, begun in 1984 and published by the Royal Society of Chemistry. *Methods in Organic Synthesis* also lists books and review articles pertaining to organic synthesis.

4. *Natural Product Updates*, a monthly publication begun in 1987 and published by the Royal Society of Chemistry, lists recent results in the chemistry of natural products, along with structural formulas. It covers new compounds, structure determinations, new properties and total syntheses, among other topics.

General Treatises

There are a number of large-scale multivolume treatises that cover the whole field of organic chemistry or large areas of it.

1. *Rodd's Chemistry of Carbon Compounds*, edited by Coffey, Elsevier, Amsterdam, The Netherlands, is a treatise consisting of five main volumes, each of which contains several parts. publication began in 1964 and is not yet complete. The organization is not greatly different from most textbooks, but the coverage is much broader and deeper. Supplements to many of the volumes have appeared. An earlier edition, called *Chemistry of Carbon Compounds*, edited by Rodd, was published in 10 parts from 1951 to 1962.
2. Houben–Weyl's, *Methoden der Organischen Chemie*, Georg Thieme Verlag, Stuttgart, is a major treatise in German devoted to laboratory methods. The fourth edition, which was begun in 1952 and consists of 20 volumes, most of them in several parts, is edited by E. Muller. The series includes supplementary volumes. The first four volumes contain general laboratory methods, analytical methods, physical methods, and general chemical methods. The later volumes are devoted to the synthesis of specific types of compounds, for example, hydrocarbons, oxygen compounds, and nitrogen compounds. Beginning in 1990 parts of the series have appeared in English.
3. *Comprehensive Organic Chemistry*, Pergamon, Elmsford, NY, 1979, is a six-volume treatise on the synthesis and reactions of organic compounds. The first three volumes cover the various functional groups, Vol. 4, heterocyclic compounds, and Vol. 5, biological compounds, such as proteins, carbohydrates, and lipids. Probably the most useful volume is Vol. 6, which contains formula, subject, and author indexes, as well as indexes of reactions and reagents. The last two of these not only refer to pages within the treatise, but directly give references to review articles and original papers. For example, on p. 1129, under "Chromic acid-sulphuric acid (Jones reagent), oxidation, alcohols," are listed 13 references to original papers. Several similar treatises, including the nine-volume *Comprehensive Organometallic Chemistry* (1982), the eight volume *Comprehensive Heterocyclic Chemistry* (1984), and the six volume *Comprehensive Medicinal Chemistry* (1989) are also published by Pergamon. The indexes to these works also include references.

4. A major treatise devoted to experimental methods of chemistry is *Techniques of Chemistry*, edited first by Weissberger and then by Saunders, Wiley, New York. This publication, which began in 1970, so far consists of 21 volumes, most of them in several parts, covering such topics as electrochemical and spectral methods, kinetic methods, photochromism, and organic solvents. *Techniques of Chemistry* is a successor to an earlier series, called *Techniques of Organic Chemistry*, which appeared in 14 volumes, some of them in more than one edition, from 1945 to 1969.
5. *Comprehensive Chemical Kinetics*, edited by Bamford and Tipper, 1969–, Elsevier, Amsterdam, The Netherlands, is a multivolume treatise covering the area of reaction kinetics. Six of these volumes (not all published at the time of writing) deal with the kinetics and mechanisms of organic reactions in a thorough and comprehensive manner.
6. Three multivolume treatises that cover specific areas are Elderfield, *Heterocyclic Compounds*, Wiley, New York, 1950–; Manske and Holmes, *The Alkaloids*, Academic Press, New York, 1950–; and Simonson, Owen, Barton, and Ross, *The Terpenes*, Cambridge University Press, London, 1947–1957.
7. *Encyclopedia of Reagents for Organic Synthesis*, edited by Paquette, Wiley, New York, was published in 1995. It is an eight volume, alphabetic listing of reagents used in organic chemistry with descriptions of the preparation, use and chemistry, with references. Each reagent was researched by organic chemists active in research, who contributed to the total publication.

This work is available on-line as **eEROS**. The *Encyclopedia of Reagents for Organic Synthesis*, e-EROS, provides updated information on ~3800 reagents with a database of close to 50,000 reactions. Each reagent entry includes properties such as physical data, solubility, form supplied in, purification, and preparative methods; examples of use in reactions; and literature references. Search options include: name, CAS number, structure and reaction.
8. *Comprehensive Organic Synthesis*, edited by Trost and Fleming, Pergamon, was published in 1991. It is a nine volume compilation.
9. *Comprehensive Organic Functional Group Transformations*, edited by Katritzky, Meth-Cohn, and Rees, Pergamon, was published in 1995. It is a seven volume compilation.

Monographs and Treatises on Specific Areas

Organic chemistry is blessed with a large number of books devoted to a thorough coverage of a specific area. Many of these are essentially very long review articles, differing from ordinary review articles only in size and scope. Some of the books are by a single author, and others have chapters by different authors but all are carefully planned to cover a specific area. Many of these books have been referred to in footnotes in appropriate places in this book. There have been several series of monographs, one of which is worth special mention: *The Chemistry of Functional Groups*, under the general editorship of Patai, published by

Wiley, New York. Each volume deals with the preparation, reactions, and physical and chemical properties of compounds containing a given functional group. Volumes covering >20 functional groups have appeared so far, including books on alkenes, cyano compounds, amines, carboxylic acids and esters, and quinones.

Textbooks

There are many excellent textbooks in the field of organic chemistry. We restrict ourselves to listing only a few of those published, mostly since 1985. Some of these are first-year texts and some are advanced (advanced texts generally give references; first-year texts do not, though they may give general bibliographies, suggestions for further reading, etc.); some cover the whole field, and others cover reactions, structure, and/or mechanism only. All the books listed here are not only good textbooks and the advanced books are valuable reference books for graduate students and practicing chemists.

Bruckner, *Advanced Organic Chemistry: Reaction Mechanisms*, Academic Press, NY **2001**.

Bruice, *Organic Chemistry*, 4th ed., Prentice-Hall, NJ, **2004**.

Carey, *Organic Chemistry*, 6th ed., McGraw-Hill, NY, **2006**.

Carey and Sundberg, *Advanced Organic Chemistry: Structure and Mechanisms (Part A)*, 4th ed., Springer, **2004**.

Carey and Sundberg, *Advanced Organic Chemistry: Structure and Mechanisms (Part B)*, 4th ed., Springer, **2001**.

Carruthers and Coldham, *Some Modern Methods of Organic Synthesis*, 4th ed., Cambridge University Press, Cambridge, **2004**.

Ege, *Organic Chemistry: Structure and Reactivity*, 5th ed., D.C. Houghton Mifflin, Boston, **2003**.

Fox and Whitesell, *Organic Chemistry*, 3rd ed, Jones and Bartlett, Sudbury, MA, **2004**.

Grossman, *The Art of Writing Reasonable Organic Reaction Mechanisms*, 2nd ed, Springer, **2005**.

House, *Modern Synthetic Reactions*, 2nd ed., W. A. Benjamin, New York, **1972**.

Ingold, *Structure and Mechanism in Organic Chemistry*, 2nd ed., Cornell University Press, Ithaca, NY, **1969**.

Isaacs, *Physical Organic Chemistry*, Wiley, NY, **1987**.

Jones, *Organic Chemistry*, 3rd ed. W.W. Norton, NY, **2004**.

Loudon, *Organic Chemistry*, 4th ed., Oxford University Press, Cambridge, **2001**.

Lowry and Richardson, *Mechanism and Theory in Organic Chemistry*, 3rd ed., Harper and Row, New York, **1987**.

McMurry, *Organic Chemistry*, 6th ed., Brooks/Cole, Monterey CA, **2003**.

- Maskill, *The Physical Basis of Organic Chemistry*, Oxford University Press, Oxford, **1985**.
- Morrison, Boyd and Boyd, *Organic Chemistry*, 6th ed., Benjamin Cummings, CA, **1992**.
- Mundy, Ellerd, and Favalaro, Jr., *Name Reactions and Reagents in Organic Synthesis*, 2nd ed, Wiley, Hoboken, ND, **2005**.
- Ritchie, *Physical Organic Chemistry*, 2nd ed., Marcel Dekker, NY, **1989**.
- Solomons and Fryhle, *Organic Chemistry*, 8th ed., Wiley, NY, **2003**.
- Smith, *Organic Synthesis*, 2nd edition McGraw-Hill, NY, **2000**.
- Streitwieser, Heathcock, and Kosower, *Introductory Organic Chemistry*, 4th ed., Prentice-Hall, Saddle River, NJ, **1998**.
- Sykes, *A Guidebook to Mechanism in Organic Chemistry*, 6th ed., Longmans Scientific and Technical, Essex, **1986**.
- Vollhardt and Schore, *Organic Chemistry*, 4th ed., W.H. Freeman, New York, **2002**.
- Wade, *Organic Chemistry*, 4th ed., Prentice-Hall, Upper Saddle River, NJ, **1999**.

Other Books

In this section, we mention several books that do not fit conveniently into the previous categories. All but the last have to do with laboratory synthesis.

1. *Organic Syntheses*, published by Wiley, New York is a collection of procedures for the preparation of specific compounds. The thin annual volumes have appeared each year since 1921. For the first 59 volumes, the procedures for each 10- (or 9-) year period are collected in cumulative volumes. Beginning with Vol. 60, the cumulative volumes cover five-year periods. The cumulative volumes published so far are

Annual Volumes	Collective Volumes
1-9	I
10-19	II
20-29	III
30-39	IV
40-49	V
50-59	VI
60-64	VII
65-69	VIII
70-74	IX
75-80	X

The advantage of the procedures in *Organic Syntheses*, compared with those found in original journals, is that these procedures are *tested*. Each preparation is

carried out first by its author, and then by a member of the *Organic Syntheses* editorial board, and only if the yield is essentially duplicated is the procedure published. While it is possible to repeat most procedures given in journals, this is not always the case. All *Organic Syntheses* preparations are noted in *Beilstein* and in *CA*. In order to locate a given reaction in *Organic Syntheses*, the reader may use the OS references given in the present volume (through OS 69); the indexes in *Organic Syntheses* itself; Shriner and Shriner, *Organic Syntheses* Collective Volumes I, II, III, IV, V *Cumulative Indices*, Wiley, New York, 1976, or Sugasawa and Nakai; Reaction Index of *Organic Syntheses*, Wiley, New York, 1967 (through OS 45). Another book classifies virtually all the reactions in *Organic Syntheses* (collective vols. I–VII and annual vols. 65–68) into 11 categories: annulation, rearrangement, oxidation, reduction, addition, elimination, substitution, C–C bond formation, cleavage, protection–deprotection, and miscellaneous. This is *Organic Syntheses: Reaction Guide*, by Liotta and Volmer, published by Wiley, New York, in 1991. Some of the categories are subdivided further, and some reactions are listed in more than one category. What is given under each entry are the equation and the volume and page reference to *Organic Syntheses*.

2. Volume 1 of *Reagents for Organic Synthesis*, by Fieser and Fieser, Wiley, New York, 1967, is a 1457–page volume that discusses, in separate sections, some 1120 reagents and catalysts. It tells how each reagent is used in organic synthesis (with references) and, for each, tells which companies sell it, or how to prepare it, or both. The listing is alphabetical. Eighteen additional volumes have so far been published, which continue the format of Vol. 1 and add more recent material. A cumulative index for Vols. 1–12, by Smith and Fieser, was published in 1990. A complete cumulative index for Vol. 1–22 was published in 2005, by M.B. Smith. The series included Vol. 1–18 with Mary Fieser. After the death of Mary Fieser, the series was resumed by T. -L. Ho, and now includes Vol. 19–22.
3. *Comprehensive Organic Transformations*, 2nd ed. by Larock, Wiley-VCH, New York, 1999, has been frequently referred to in footnotes in Part 2 of this book. This compendium is devoted to listings of methods for the conversion of one functional group into another, and covers the literature through 1987. It is divided into nine sections covering the preparation of alkanes and arenes, alkenes, alkynes, halides, amines, ethers, alcohols and phenols, aldehydes and ketones, and nitriles, carboxylic acids and derivatives. Within each section are given many methods for synthesizing the given type of compound, arranged in a logical system. A schematic equation is given for each method, and then a list of references (without author names, to save space) for locating examples of the use of that method. When different reagents are used for the same functional group transformation, the particular reagent is shown for each reference. There is a 164–page index of group transformations. The 2nd edition has only recently been published and is *not* referenced in this edition, and a CD ROM version is now available.

4. *Survey of Organic Synthesis*, by Buehler and Pearson, Wiley, New York, 2 vols., **1970, 1977**, discusses hundreds of reactions used to prepare the principal types of organic compounds. The arrangement is by chapters, each covering a functional group, (e.g., ketones, acyl halides, amines). Each reaction is thoroughly discussed and brief synthetic procedures are given. There are many references.
5. A similar publication is Sandler and Karo, *Organic Functional Group Preparations*, 2nd ed., 3 vols., Academic Press, New York, **1983–1989**. This publication covers more functional groups than Buehler and Pearson.
6. *Compendium of Organic Synthetic Methods*, Wiley, New York, contains equations describing the preparation of thousands of monofunctional and difunctional compounds with references. Eleven volumes have been published so far (vol. 1–2, edited by Harrison and Harrison; Vol. 3, edited by Hegedus and Wade; Vol. 4–5, edited by Wade; Vol. 6–11 edited by Smith). Volume 12 will appear in 2007.
7. *The Vocabulary of Organic Chemistry*, by Orchin, Kaplan, Macomber, Wilson, and Zimmer, Wiley, New York, **1980**, presents definitions of >1000 terms used in many branches of organic chemistry, including stereochemistry, thermodynamics, wave mechanics, natural products, and fossil fuels. There are also lists of classes of organic compounds, types of mechanism, and name reactions (with mechanisms). The arrangement is topical rather than alphabetical, but there is a good index. *Compendium of Chemical Terminology*, by Gold, Loening, McNaught, and Sehmi (the “Gold book”), published by Blackwell Scientific publications, Oxford, in 1987, is an official IUPAC list of definitions of terms in several areas of chemistry, including organic.

LITERATURE SEARCHING

Until recently searching the chemical literature meant looking only at printed materials (some of which might be on microfilm or microfiche). Now, however, much of the literature can be searched online, including some of the most important. Whether the search is online or uses only the printed material, there are two basic types of search, (1) searches for information about one or more specific compounds or classes of compounds, and (2) other types of searches. First, we will discuss searches using only printed materials, and then on-line searching.³⁹

Literature Searching Using Printed Materials

Searching for Specific Compounds. Organic chemists often need to know if a compound has ever been prepared and if so, how, and/or they may be seeking a melting point, an ir spectrum, or some other property. Someone who wants all

³⁹For a monograph that covers both online searching and searching using printed materials, see Wiggins, *G. Chemical Information Sources*, McGraw-Hill: NY, **1991**.

the information that has ever been published on any compound begins by consulting the formula indexes in *Beilstein* (p. 1883). At this time there are two ways to do this. (1) The formula index to the second supplement (Vol. 29, see p. \$\$\$) will quickly show whether the compound is mentioned in the literature through 1929. If it is there, the searcher turns to the pages indicated, where all methods used to prepare the compound are given, as well as all physical properties, with references. Use of the page heading method described on p. 1882 will then show the locations, if any, in the third and later supplements. (2) If one has an idea which volume of *Beilstein* the compound is in (and the tables of contents at the front of the volumes may help), one may search the cumulative index for that volume. If not sure, one may consult several indexes. One of these two procedures will locate all compounds mentioned in the literature through 1959. If the compound is heterocyclic, it may be in the fifth supplement. If it is in Vols. 17–19 (or in a later volume whose index has been published), the corresponding indexes may be consulted. If not, the page heading method will find it, if it was reported before 1960.⁴⁰ There is a way by which all of the above can be avoided. A computer program, called SANDRA (available from the *Beilstein* publisher), allows the user to find the *Beilstein* location by using a mouse to draw the structural formula of the compound sought. At this point, the investigator will know (1) all information published through 1959 or 1979,³⁴ or (2) that the compound is not mentioned in the literature through 1959 or 1979.⁴¹ In some cases, scrutiny of *Beilstein* will be sufficient, perhaps if only a boiling point or a refractive index is required. In other cases, especially where specific laboratory directions are needed, the investigator will have to turn to the original papers.

To carry the search past 1959 (or 1979), the chemist next turns to the collective formula indexes of *Chemical Abstracts*TM: 1957–1961; 1962–1966; 1967–1971; 1972–1976; 1977–1981; 1982–1986; 1987–1991; 1992–1996; 1997–2002, and such later collective indexes as have appeared; and the semiannual indexes thereafter. If a given formula index contains only a few references to the compound in question, the pages or abstract numbers will be given directly in the formula index. However, if there are many references, the reader will be directed to see the chemical substance index or (before 1972) the subject index for the same period; and here the number of page or abstract numbers may be very large indeed. Fortunately, numerous subheadings are given, and these often help the user to narrow the search to the more promising entries. Nevertheless, one will undoubtedly turn to many abstracts that do not prove to be helpful. In many cases, the information in the abstracts will be sufficient. If not, the original references must be consulted. In some cases (the index entry is marked by an asterisk or a double asterisk), the

⁴⁰Compounds newly reported in the fifth supplement that are in a volume whose index has not yet been published will not be found by this procedure. To find them in *Beilstein* it is necessary to know something about the system (see Ref. 25), but they may also be found by consulting *CA* indexes beginning with the sixth collective index, or by using *Beilstein* on-line.

⁴¹For those heterocyclic compounds that would naturally belong to a volume for which the fifth supplement has been published.

compound is not mentioned in the abstract, though it is in the original paper or patent. Incidentally, all entries in the *CA* indexes that refer to patents are prefixed by the letter P. Since 1967, the prefixes B and R have also been used, to signify books and reviews, respectively.

By the procedure outlined above, all information regarding a specific compound that has been published up to about 1 year before the search can be found by a procedure that is always straightforward and that in many cases is rapid (if the compound has been reported only a few times). Equally important, if the compound has not been reported, the investigator will know that, too. It should be pointed out that for common compounds, such as benzene, ether, acetone, trivial mentions in the literature are not indexed (so they will not be found by this procedure), only significant ones. Thus, if acetone is converted to another compound, an index entry will be found, but not if it is used as a solvent or an eluant in a common procedure.

The best way to learn if a compound is mentioned in the literature after the period covered by the latest semiannual formula index of *CA* is to use the online services. However, if one lacks access to these, one may consult the keyword index at the end of each issue of *CA*. In these cases, of course, it is necessary to know what name might be used for the compound. The name is not necessary for *Index Chemicus*; one consults the formula indexes. However, these methods are far from complete. *Index Chemicus* lists primarily new compounds, those that would not have been found in the earlier search. The keyword indexes in *CA* are more complete, being based on internal subject matter, as well as title, but they are by no means exhaustive. Furthermore, all three of these publications lag some distance behind the original journals. To locate all references to a compound after the period covered by the latest semiannual formula index of *CA*, it is necessary to use *CAS* on-line.

The complete procedure described above may not be necessary in all cases. Often all the information one needs about a compound will be found in one of the handbooks (p. 1887), in the *Dictionary of Organic Compounds* (p. 1885), or in one of the other compendia listed in this chapter, most of which give references to the original literature.

Other Searches.⁴² There is no definite procedure for making other literature searches using only printed materials. Any chemist who wishes to learn all that is known about the mechanism of the reaction between aldehydes and HCN, or which compounds of the general formula Ar_3CR have been prepared, or which are the best catalysts for Friedel–Crafts acylation of naphthalene derivatives with anhydrides, or where the group $-\text{C}(\text{NH}_2)=\text{N}-$ absorbs in the IR, is dependent on their ingenuity and knowledge of the literature. If a specific piece of information is needed, it may be possible to find it in one of the compendia mentioned previously. If the topic is more general, the best procedure is often to begin by consulting one or more monographs, treatises, or textbooks that will give general

⁴²This discussion is necessarily short. For much more extensive discussions, consult the books in Refs. 1 and 17.

background information and often provide references to review articles and original papers. In many cases, this is sufficient, but when a complete search is required, it is necessary to consult the *CA* subject and/or chemical substance indexes, where the ingenuity of the investigator is most required, for now it must be decided which words to look under. If one is interested in the mechanism of the reaction between aldehydes and HCN, one might look under “aldehydes,” or “hydrogen cyanide,” or even under “acetaldehyde” or “benzaldehyde,” and so on, but then the search is likely to prove long. A better choice in this case would be “cyanohydrin,” since these are the normal products and references there would be fewer. It would be a waste of time to look under “mechanism.” In any case, many of the abstracts would not prove helpful. Literature searching of this kind is necessarily a wasteful process. Of course, the searcher would not consult the *CA* annual indexes, but only the collective indexes as far as they go and the semiannual indexes thereafter. If it is necessary to search before 1907 (and even before 1920, since *CA* was not very complete from 1907 to ~1920), recourse may be made to *Chemisches Zentralblatt* and the abstracts in the *Journal of the Chemical Society*.

Literature Searching Online³⁹

Most of the *Chemical Abstracts*TM literature can be accessed using CAS databases on-line. The CAS registry⁴³ is the largest and most current database of chemical substance information in the world containing >26 million organic and inorganic substances and 56 million sequences. CAS is a team of scientists who provide digital information environment for scientific research and discovery and provides pathways to published research in the world's journal and patent literature back to the beginning of the twentieth century. Since 1907, CAS has indexed and summarized chemistry-related articles from >40,000 scientific journals, in addition to patents, conference proceedings and other documents pertinent to chemistry, life sciences and many other fields. In total, abstracts for >24 million documents are accessible online through CAS. Through the printed *CA*, *CA* on CD, STN, the CAS files distributed through licensed vendors, the SciFinder[®] and SciFinder ScholarTM desktop research tools, and the STN[®] Easy or STN[®] on the Web services, data produced by CAS is accessible to virtually any scientific researcher worldwide in industry, governmental research institutions, and academia.

Substance identification is a special strength of CAS. It is widely known as the CAS Registry, the largest substance identification system in existence. When a chemical substance, newly encountered in the literature, is processed by CAS, its molecular structure diagram, systematic chemical name, molecular formula, and other identifying information are added to the Registry and it is assigned a unique CAS Registry Number[®]. Registry now contains records for >26 million organic and inorganic substances and >56 million sequences.

The CAS REGISTRY contains >27 million organic and inorganic substances and >57 million sequences. A current count of substance records like this is

⁴³<http://www.cas.org/about.html>

updated daily on the CAS web site.⁴⁴ An important piece of information that assists in such a search is the CAS Registry Number[®]. Each substance in REGISTRY is identified by a unique numeric identifier called a CAS Registry Number[®].⁴⁵ “The CAS Registry Number[®] is a unique number assigned to a chemical by the Chemical Abstracts Service.⁴⁶ A fairly large collection of CAS numbers, with links to safety data for many chemicals, can be found at the listing of chemicals by CAS number at the Safety Home Page of the Physical and Theoretical Chemistry Laboratory at Oxford University.”⁴⁷ The CAS Registry Number[®] is a unique numeric identifier that designates only one substance, has no chemical significance, and is a link to finding information about a specific chemical substance. A CAS Registry Number[®] includes up to nine digits that are separated into three groups by hyphens. The first part of the number, starting from the left, has up to six digits; the second part has two digits. The final part consists of a single check digit.⁴⁸

CAS is located in Columbus, Ohio and is a division of the American Chemical Society. CAS can be contacted at Chemical Abstracts Service, 2540 Olentangy River Road, P.O. Box 3012, Columbus, Ohio 43210 (E-mail: help@cas.org).

Online searching means using a computer terminal to search a *database*. Although databases in chemistry are available from several organizations, STN[®] International (The Scientific & Technical Information Network) is important because it is comprehensive and available in many countries. STN[®] has dozens of databases, including many that cover chemistry and chemical engineering. To access these databases a chemistry department, a library, or an individual subscribes to STN[®] (for a nominal fee), and receives code numbers that will permit access to the system. Then all one needs is a computer and a modem. STN[®] charges for each use, depending on which databases are used, for how long, and what kind of information is requested. One of the nice features of STN[®] is that the same command language is used for all databases, so when one has mastered the language for one database, one can use it for all the others. In this section, we will discuss literature searching using CAS databases online, which is one of the databases available from STN. One thing that must be remembered is that *CAS databases online* is complete only from 1967 to the present,⁴⁹ so that searches for earlier abstracts must use the printed volumes. However, for the period since 1967, not only is online searching a great deal faster than searching the printed CA, but, as we will see, one can do kinds of searches online that are simply not possible using only the printed volumes. Furthermore, the on-line files are updated every two weeks, so that one will find all the abstracts on-line well past the appearance of the latest semiannual indexes, often even before the library has received the latest

⁴⁴<http://www.cas.org/cgi-bin/regreport.pl>

⁴⁵<http://www.cas.org/EO/regsys.html>

⁴⁶<http://www.cas.org/>

⁴⁷<http://ptcl.chem.ox.ac.uk/MSDS/glossary/casnumber.html>

⁴⁸<http://www.cas.org/EO/checkdig.html>

⁴⁹There is also a file called CAOLD that has some papers earlier than 1967.

weekly printed issue of *CA*. The *CAS databases online* is extremely flexible; one can search in a great many ways. It is beyond the scope of this book to discuss the system in detail (*CA* conducts workshops on its use), but even with the few commands we will give here, a user can often find all that he or she is looking for. The *CAS databases online* has two major files, the *CA File* and the *Registry File*.⁵⁰ T

SciFinder[®]: A Search Tool for Exploring CAS Databases⁵¹

Tutorials are available to help use SciFinder[®],⁵² which is a searching tool and not the CAS database. SciFinder[®] can search a research topic⁵³ or a compound can be searched by structure.⁵⁴ Another search engine is available, different from SciFinder[®], known as STN Express[®] with Discover!,⁵⁵ and this searching tool can also be used to search CAS databases.⁵⁶ The Analysis Edition of STN Express[®] with Discover! allows one to search, analyze, visualize, and discover sci-tech information by the ability to create a table for substance analysis that identifies the common substructure for an answer set of structurally related substances; Group related author-inventor names and company names for better analysis and visualization results; Analyze and tabulate data from single- or multi-file search results, and create a data table and 3D chart; Save an answer set from databases such as CPlusSM, PCTFULL, and USPATFULL with the Save for STN[®] AnaVist Wizard, and then import and open it in STN[®] AnaVistTM; Create an interactive spreadsheet from all or only hit CAS Registry Number[®]s and their corresponding CAS Roles through the CAS Registry Number[®]; Upload lengthy genetic sequences automatically for searching in DGENE and PCTGEN via the Upload Query Wizard. STN Express[®] was developed in collaboration with Hampden Data Services. Note that the CPlus database makes it possible to see not only what a paper has cited, but also what papers it been cited by.

To illustrate how STN[®] is used, an on-line tutorial is available.⁵⁷ A few on-line windows from a SciFinder[®] search are provided to illustrate how searches can be done. This presentation is by no means complete or intended as an alternative to the actual tutorial. Indeed, one could *not* use SciFinder[®] properly after simply reading this discussion. The intent is to illustrate some features that are available and to present an overview of the use of this important tool.

⁵⁰There is also a file, LCA, which is used for learning the system. It includes only a small fraction of the papers in the CA File, and is not updated. There is no charge for using the LCA File, except for a small hourly fee.

⁵¹<http://www.cas.org/>. For a tutorial, see <http://www.cas.org/SCIFINDER/citation.html>.

⁵²<http://www.cas.org/SCIFINDER/SCHOLAR/interact/>

⁵³<http://www.cas.org/SCIFINDER/SCHOLAR/page2a.html>

⁵⁴<http://www.cas.org/SCIFINDER/SCHOLAR/scholstruc.html>

⁵⁵<http://www.cas.org/ONLINE/STN/discover.html>

⁵⁶<http://www.cas.org/stn.html>

⁵⁷<http://www.cas.org/ONLINE/STN/expressmac.pdf>

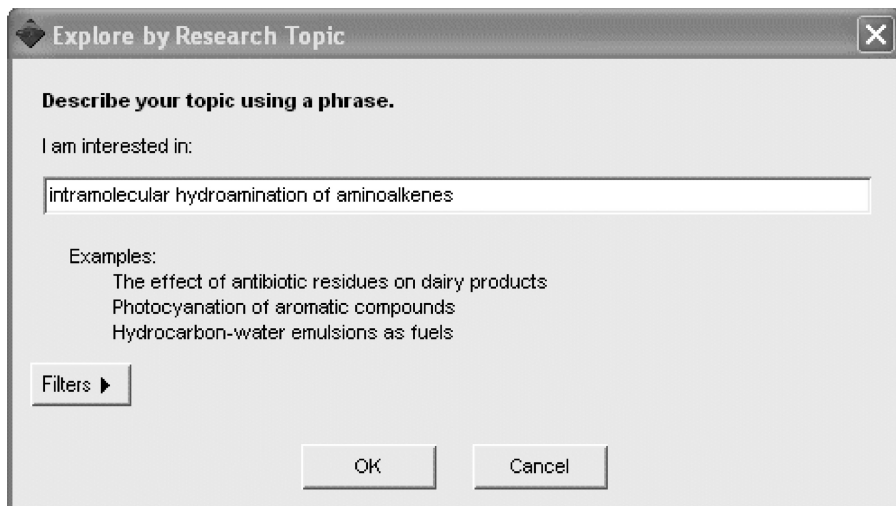


Fig. A.3. Explore by research topic.

Using SciFinder[®], a search can be done in one of several different ways. In one example, a search is done by research topic.⁵⁸ The example shown in Fig. A.3 shows a search for intramolecular hydroamination of aminoalkenes. To begin, click Explore by research topic and enter the appropriate information.

It is possible to use filters (see Fig. A.3) in order to refine the search by year, document type (journal, patent, review, etc.), author, or company. A window is returned containing references categorized by their relationship to the search phrase, as shown in Fig. A.4. One then simply checks those reference lists that appear closest to the area of interest.

After clicking on “get references,” a screen is returned (Fig. A.5) that has the original references as shown in the window. One is given the option of refining this list further, and for each reference, most browsers allow viewing of the abstract or the full references as an HTML or a pdf file. Two icons appear beside each reference in the list: a microscope, which can be clicked on to see the abstract, and an document icon that can be clicked on to see the full-text, original article on the publisher’s web-site. This feature is an alternative to document delivery in the traditional sense.

Other examples of typical searches allowed by SciFinder[®] include search by authors name, as with Professor K. Barry Sharpless shown in Fig. A.6. Search by structure is also possible, such as the one shown in Fig. A.7, and the program provides drawing tools. SciFinder[®] then searches to finds matches based on structure or reaction.

It is also possible to using the drawing tools to search by reaction and reaction type. SciFinder[®] returns reaction information, such as that shown in Fig. A. 8. In

⁵⁸<http://www.cas.org/SCIFINDER/topic.html>

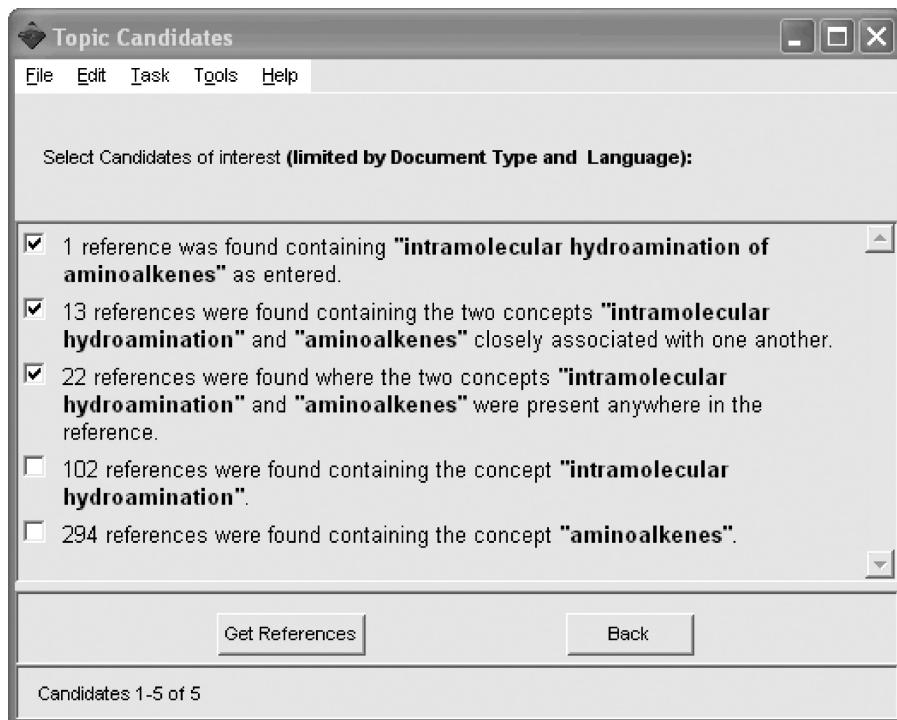


Fig. A.4. Selection of candidates of interest for search by research topic.

all cases, journal articles and/or patents are returned that provide direct access to the literature of interest.

Science Citation Index

As seen in the SciFinder[®] search tutorials, it is possible to track papers that have cited a particular article or author. A publication that can greatly facilitate literature searching is *Science Citation Index (SCI)*, begun in 1961. This publication, which is quite different from any other mentioned in this chapter, gives a list of all papers in a given year that have cited a given paper, patent, or book. Its utility lies in the fact that it enables the user to search *forward* from a given paper or patent, rather than backward, as is usually the case. For example, suppose a chemist is familiar with a paper by Jencks and Gilchrist (*J. Am. Chem. Soc.*, **1968**, *90*, 2622) entitled “Nonlinear Structure–Reactivity Correlations. The Reactivity of Nucleophilic Reagents toward Esters.” The chemist is easily able to begin a search for earlier papers by using references supplied in this paper, and can then go further backward with the aid of references in those papers, and so on. But for obvious reasons, the paper itself supplies no way to locate *later* papers.

SciFinder

File Edit View Task Tools Help

New Task Back Forward Print Save As Full Text Prefs Database History Contact Internet Panorama Help Exit

Kim, Joon Young; Livinghouse, Tom. **Enantioselective Intramolecular Alkene Hydroaminations Catalyzed by Yttrium Complexes of Axially Chiral Bis(thiolate) Ligands.** *Organic Letters* (2005), 7(9), 1737-1739. CODEN: ORLEF7 ISSN:1523-7060. CAN 143:7568 AN 2005:289566 CAPLUS

Crimmin, Mark R.; Casely, Ian J.; Hill, Michael S. **Calcium-mediated intramolecular hydroamination catalysis.** *Journal of the American Chemical Society* (2005), 127(7), 2042-2043. CODEN: JACSAT ISSN:0002-7863. CAN 142:316645 AN 2005:85134 CAPLUS

van Otterlo, Willem A. L.; Pathak, Rakhi; de Koning, Charles B.; Fernandes, Manuel A. **The synthesis of 3-methyl- and 3,4-dimethyltetrahydroisoquinolines by intramolecular hydroamination with n-butyllithium.** *Tetrahedron Letters* (2004), 45(52), 9561-9563. CODEN: TELEAY ISSN:0040-4039. CAN 142:134435 AN 2004:1048818 CAPLUS

Seyam, Aff M.; Stubbert, Bryan D.; Jensen, Tryg R.; O'Donnell, James J., III; Stern, Charlotte L.; Marks, Tobin J. **Organolanthanide constrained geometry complexes modified for catalysis: synthesis, structure, and aminoalkene hydroamination properties of a pyrrolidine-substituted constrained geometry organolutetium complex.** *Inorganica Chimica Acta* (2004), 357(13), 4029-4035. CODEN: ICHAA3 ISSN:0020-1693. CAN 142:56460 AN 2004:889056 CAPLUS

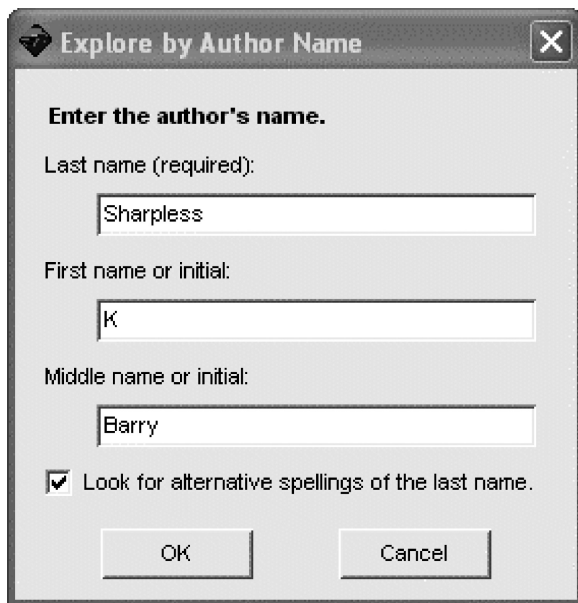
Motta, Alessandro; Lanza, Giuseppe; Fragala, Ignazio L.; Marks, Tobin J. **Energetics and Mechanism of Organolanthanide-Mediated Aminoalkene Hydroamination/Cyclization. A Density Functional Theory Analysis.** *Organometallics* (2004), 23(17), 4097-4104. CODEN: ORGND7 ISSN:0276-7333. CAN 141:243651 AN 2004:566757 CAPLUS

Remove Duplicates Analyze/Refine Get Related... Back

References 1-5 of 22

Fig. A.5. Original literature references returned for search by research topic.

The *SCI* is designed to make up for this gap. The citation index of *SCI* lists all papers, patents, or books cited in a given year or 2-month period (by first author only) and then gives a list of papers that have done the citing. The index is published bimonthly and cumulated annually. For example, column 43,901 of the 1989 citation index shows that the Jencks paper mentioned above was cited as a footnote in 16 papers published in 1989. It is reasonable to assume that most of the papers that cited the Jencks paper were on closely related subjects. For each of the 16 papers are listed the first author, journal abbreviation, volume and page numbers, and year. In a similar manner, if one consulted *SCI* for all the years from 1968 on, one would have a complete list of papers that cited that paper. One could obviously broaden the search by then consulting *SCI* (from 1989 on) for papers that cited these 16 papers, and so on. Papers, patents, or books listed, for example, in the 1989 *SCI* may go back many years (e.g., papers published by Einstein in 1905 and 1906 are included). The only



The screenshot shows a dialog box titled "Explore by Author Name" with a close button (X) in the top right corner. The dialog contains the following elements:

- Enter the author's name.**
- Last name (required):
- First name or initial:
- Middle name or initial:
- Look for alternative spellings of the last name.
- Buttons: OK and Cancel.

Fig. A.6. Screen shot for beginning a search by author.

requirement is that a paper published in 1989 (or late 1988) has mentioned the earlier paper in a footnote. The arrangement of cited papers or books is alphabetical by cited first author and then by cited year. Cited patents are listed in a separate table, in order of patent number, though the inventor and country are also given.

The *SCI* covers ~3200 journals in the physical and biological sciences, as well as in medicine, agriculture, and technology. In addition to the citation index, each bimonthly and annual *SCI* also includes three other indexes. One of these, called *Source Index*, is similar to the *CA* author index. It lists the titles, journal abbreviations, volume, issue, page numbers, and year of all papers published by a given author during that 2-month period or year. All authors are listed; not just first authors. The second, called the *Corporate Index*, lists all publications that have been published from a given institution during that period, by first author. Thus, the corporate index for 1989 lists 63 papers by 45 different first authors emanating from the Department of Chemistry of Rutgers University, New Brunswick, NJ. The main section of the corporate index (the Geographic Section) lists institutions by country or (for the U.S.) by state. There is also an Organization Section, which lists the names of institutions alphabetically, and for each gives the location, so it can be found in the geographic section. The third index included in *SCI* is the *Permuterm*⁵⁹ *Subject Index*. This index alphabetically lists every significant word in the titles of

⁵⁹Registered trade name.

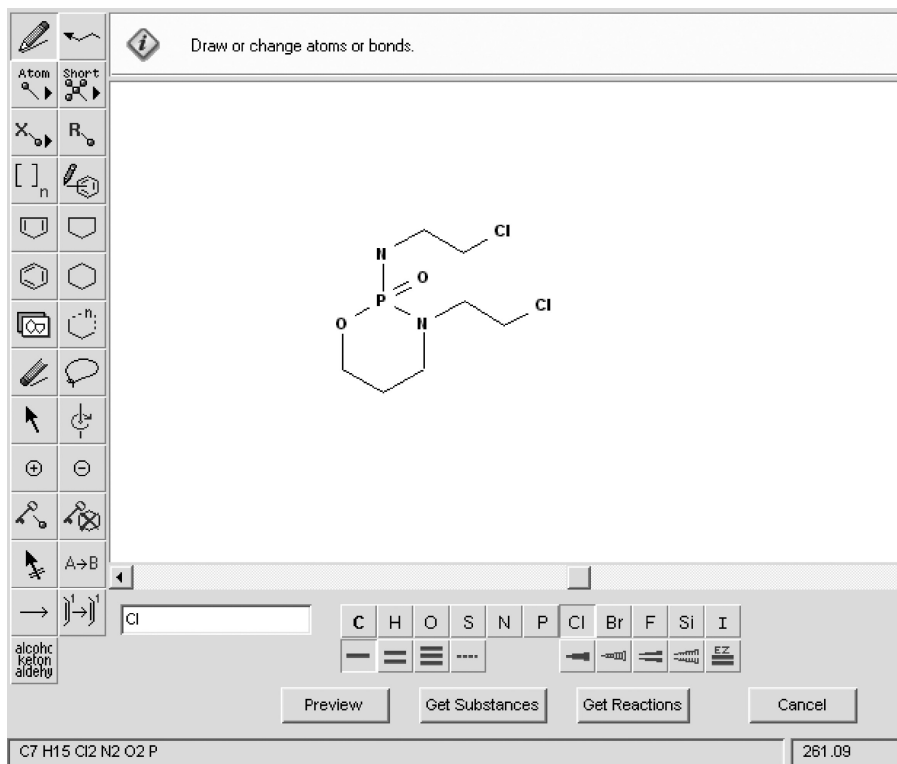


Fig. A.7. Screen shot for beginning a search by structure, using the drawing tools.

all papers published in that year or bimonthly period, paired with all other significant words in the same title. Thus, for example, a title with seven significant words appears at 42 separate places in the index. Each of the seven words appears six times as the main word, each time paired with a different word as the coword. The user is then led to the *Source Index*, where the full reference is given. The *SCI* is also available on-line (though not through STN) and on CD ROM disks. A version of *SCI* that is restricted to chemistry, but also includes searchable abstracts, is available only in the CD ROM format.

The publishers of *SCI* also produce another publication, called *Index to Scientific Reviews*, that appears semiannually. This publication, which began in 1974, is very similar to *SCI*, but confines itself to listing citations to review articles. The citations come from ~2500 journals in the same general areas as are covered by *SCI*. The review articles cited appeared in ~215 review journals and books, as well as in those journals that publish occasional review articles. Like *SCI*, the *Index to Scientific Reviews* contains citation, source, corporate, and Permuterm indexes. It also contains a "Research Front Specialty Index," which classifies reviews by subject.

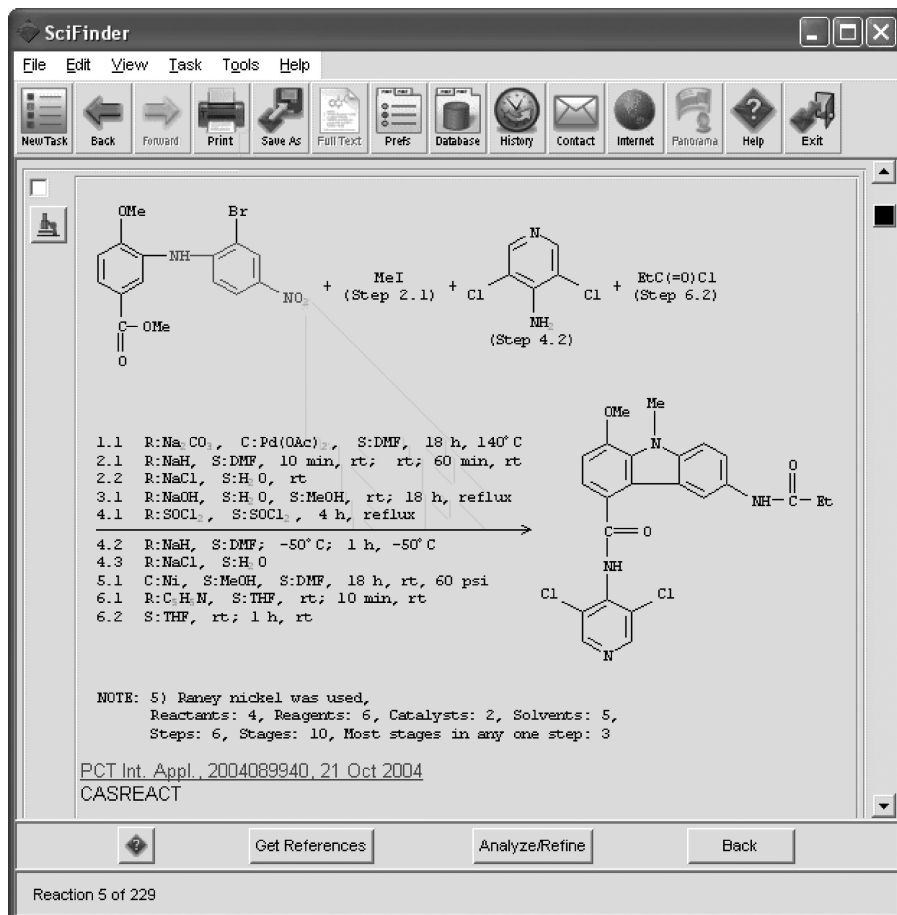


Fig. A.8. Screen shot of results for a search by reaction, using the drawing tools.

How to Locate Journal Articles

Having obtained a reference from various sources or searches, one often needs to consult the original journal (the location of patents is discussed on p. \$\$\$). The first step is to ascertain the full name of the journal, since it is the abbreviation that is generally given. Of course, everyone should be familiar with the abbreviations of the very important journals, such as *J. Org. Chem.*, *Angew. Chem. Int. Ed.*, and so on, but references are often found to journals whose titles are not at all familiar (e.g., *K. Skogs Lantbruksakad. Tidskr.* or *Nauchn. Tr. Mosk. Lesotekh. Inst.*). In such cases, one consults the *Chemical Abstracts Service Source Index (CASSI)*, with the most recent abbreviations in bold print. *CASSI* is available in a 1907–2004 cumulative, containing information 80,000 serial and nonserial publications. *CASSI* also lists journals covered by *Chemisches Zentralblatt* and its predecessors

from 1830 to 1969, and journals cited in *Beilstein* before 1907. The journals are listed in alphabetical order of the *abbreviations*, not of the titles. Journal title changes have not been infrequent, and *CASSI* also contains all former names, with cross-references to the current names. Quarterly supplements, cumulated annually, to *CASSI* have appeared since 1990 listing new journals and recent changes in journal titles. It should be pointed out that, while many publications use the *CA* abbreviations, not all do. The student will find that usage will vary from country to country, and even from journal to journal within a country. Furthermore, the *CA* abbreviations have changed from time to time. Articles can be accessed directly from SciFinder[®] using the CAS ChemPort feature.⁶⁰

Once the complete title is known, the journal can easily be obtained if it is in the library customarily used by the chemist. If not, one must use another library, and the next step is to find out which libraries carry the journal. *CASSI* answers this question too, since it carries a list of some 360 libraries in the United States and other countries, and *for each journal it tells which of these libraries carries it*, and furthermore, if the holdings are incomplete, which volumes of that journal are carried by each library. It may be possible to visit the closest library personally. If not, a copy of the article can usually be obtained through interlibrary loan. *CASSI* also includes lists of journal publishers, sales agents, and document depositories. Photocopies of most documents cited in *CA* can be obtained from *Chemical Abstracts*[™] Document Delivery Service, Customer Services, 2540 Olentangy River Road, Columbus OH, 43210, U.S. Orders for documents can be placed by mail, telephone, Telex, fax, or on-line through STN[®] or other services.

These latter comments are largely out of date given the on-line status of most journals. As mentioned above, pdf files of an article can be downloaded, or they can be read directly via the HTML file using any current browser. The reader is encouraged to contact the library person in your establishment that is responsible for chemical literature and to learn which on-line services are available through your local library.

⁶⁰See <http://www.cas.org/chemport/index.html>

Classification of Reactions by Type of Compounds Synthesized

ACETALS		boranes + CO–oxidation	18-23
acetals + RM	10-64	boranes + CO–reduction	18-24
aldehydes + alcohols	16-05	by the Cannizzaro reaction	19-81
by transesterification	10-13	by Wittig rearrangement	18-21
from dihalides	10-8	cleavage of ethers	10-49
from hydroxy-ethers	14-06	condensation of aldehydes	19-81
ortho esters + RM	10-64	conjugate reduction	15-14
reductive cleavage of ortho esters	19-56	carboxylic esters + organometallics	16-82
		epoxides + organometallics	10-65
ACYLALS (DIESTERS)		epoxides + silanes	10-55
aldehydes + anhydrides	16-06	from boranes	10-01
		from boronates	18-23
ACYLOINS – see hydroxy ketones		Grignard addition to aldehydes or ketones	16-24
ALCOHOLS		hydration of alkenes	15-03
addition of other organometallics to carbonyls	16-25	hydrolysis of acetals and ketals	10-06
aldehydes + allylic silanes	16-51	hydrolysis of alkyl halides	10-01
alkenes + alcohols	15-33	hydrolysis of inorganic esters	10-04
alkenes + aldehydes or ketones	16-54	hydrolysis of sulfonate esters	10-04
alkenes-oxymercuration	15-03	hydrolysis of vinyl ethers	10-06
amides + organometallic compounds	16-82	hydroxylation at aliphatic carbon	19-14
amines + KOH	10-23	hydroxymethylation of arenes	11-12
anhydrides + organometallic compounds	16-82	organolithium addition to aldehydes or ketones	16-24
arylation of ketones	11-12	oxidation of boranes	12-27
		oxidation of boranes	15-16
		oxidation of methylene	19-15

oxidation of silanes	10-16	boranes + MeO(ArS)CH ₂ Li	18-24
radical addition to carbonyl compounds	16-56	by decarboxylation	12-40
		by Michael addition	15-24
rearrangement of ethers	18-22	by rearrangement of aldehydes	18-04
rearrangement of peroxides	18-20	by the Wacker process	19-25
reduction of acyl halides	19-63	carbonylation of aromatic compounds	11-18
reduction of aldehydes or ketones	19-36	carbonylation of hydrocarbons	12-33
reduction of carbonyls with Grignard reagents	16-24	formylation of aromatic compounds	11-18
reduction of carboxylic acids	19-37	from aryl imines	11-18
reduction of carboxylic esters	19-38	from dihydrooxazines	10-72
reduction of carboxylic esters	19-65	from dithioaldehydes	16-11
reduction of epoxides	19-35	hydroformylation	15-37
reduction peroxides	19-60	hydrolysis of acetals	10-06
ring expansion of amines	18-03	hydrolysis of C=N compounds	16-02
silanes + aldehydes or ketones	16-26	hydrolysis of <i>gem</i> -dihalides	10-02
		hydrolysis of nitro compounds	16-03
ALCOHOLS, ALLYLIC		hydrolysis of vinyl ethers	10-06
addition of allylic organometallics to carbonyls	16-25	oxidation of alcohols	19-03
alkenes + formaldehyde	16-54	oxidation of aryl methyl groups	19-18
allylic silanes + aldehydes or ketones	16-26	oxidation of nitro compounds	19-21
deprotonation of epoxides	17-03	oxidation of primary alkyl halides	19-20
rearrangement of alkene-sulfoxides	18-35	oxidative cleavage of diols	19-07
		oxidative cleavage of epoxides	19-07
ALDEHYDES		ozonolysis of alkenes	19-09
alkenes + aldehydes	15-33	reduction anhydrides	19-40
alkyl halides + organoiron compounds	10-76	reduction nitriles	19-44
alkylation of aldehydes	10-68	reduction of acyl halides	19-39
alkylation of imines	10-68	reduction of acyl halides	19-40
alkylation reactions and keto-enol tautomerism	10-67	reduction of amides	19-41
aromatic compounds + chloroform	11-18	reduction of carboxylic acids	19-40
aromatic compounds + formaldehyde	11-18	reduction of carboxylic esters	19-40
aromatic compounds + formamides	11-18	ALKANES	
aromatic compounds + halo-ethers	11-18	addition of alkanes to alkenes	15-18
arylation of aldehydes	13-14	alcohols + RM	10-63
		alkenes + diimide	15-12
		alkenes + metals	15-12
		alkenes + organometallics	15-21
		alkyl halides + metals	10-56
		alkyl halides + metals	10-56
		alkyl halides + organocuprates	10-58
		alkyl halides + RM (Li, Na, K)	10-57

alkyl halides + RM (other metals)	10-59	replacement of metals in RM by hydrogen	12-24
alkyl halides + silanes	10-55	σ -bond rearrangements	18-38
Barton–McCombie reaction	19-58	sulfonate esters + metals	10-56
by decarboxylation	12-40	sulfonate esters + organocuprates	10-58
by [3+2]-cycloaddition	15-59	sulfonyl compounds + organometallics	10-61
cleavage of alkanes	12-47	via transmetallation	12-22
cleavage of ketones	12-46		
coupling of boranes	14-26	ALKENE-ALCOHOLS	
coupling of carboxylate salts	14-29	rearrangement of alkene-ethers	18-35
coupling of Grignard reagents	14-24		
coupling of organocuprates	14-25	ALKENE-ALDEHYDES	
coupling of two alkanes	14-15	Claisen rearrangement	18-33
decarbonylation of aldehydes	14-32	Cope rearrangement	18-32
decyanation	12-48	rearrangement of allyl vinyl ethers	18-33
from alcohols	19-58		
from alkylborates	10-59	ALKENE-ALKYNES	
from boranes	10-59	addition of alkynes to alkynes	15-20
hydrogen exchange	12-01		
hydrogenation of alkenes	15-11	ALKENE-AMINES	
hydrogenation of alkynes	15-11	rearrangement of alkene-ammonium salts	18-35
hydrogenation of aromatic compounds	15-13		
inorganic esters + RM	10-61	ALKENE-CARBOXYLIC ACIDS	
insertion by carbenes	12-21	Claisen rearrangement	18-33
pyrolysis of peroxides	17-37	rearrangement of alkene-esters	18-33
radical addition to alkenes	15-29		
radical coupling of alkanes	14-14	ALKENE-KETONES	
radical cyclization of alkenes	15-30	Claisen rearrangement	18-33
reduction dithioketals	10-71	rearrangement of allyl vinyl ethers	18-33
reduction of acyl halides	19-59		
reduction of alkyl halides	19-53	ALKENE-THIOETHERS	
reduction of carbonyls to methylene	19-61	rearrangement of alkene sulfonium salts	18-35
reduction of nitro compounds	19-67		
reduction of silanes	19-52	ALKENES	
reduction of sulfonate esters	19-57	1,3-elimination of diols	17-25
reduction of sulfur compounds	19-70	1,3-elimination of halo-amines	17-25
reduction of thioethers	14-27	1,3-elimination of halohydrins	17-25
reduction of thiols	14-27	addition of alkanes to alkynes	15-18
reduction of thiols	19-70	addition of alkenes to alkenes	15-20
reduction of xanthate esters	19-58		
reductive cleavage	15-15		
of cyclopropanes			
reductive cleavage of ethers	19-56		

aldehydes or ketones + active H compounds	16-38	cleavage of ethers	17-02
alkene metathesis	18-37	cleavage of vinyl ethers	17-02
alkenes + arylboronic acids	13-10	conjugated addition of allylsilanes	15-26
alkenes + aryldiazonium compounds	13-10	deacyloxylation	19-59
alkenes + carbenes	15-64	decarbonylation of acyl halides	17-17
alkenes + carbocations	12-20	decarboxylation of hydroxy-carboxylic acids	17-26
alkynes + aryl halides + RM (M = metal)	15-22	dehydration of alcohols	17-01
alkynes + metals or metal hydrides	15-12	dehydrogenation	19-02
allylic halides + metals	10-56	deoxygenation of 1,2-diols	17-18
allylic silanes + esters	10-60	dialkoalkanes + aldehydes	15-64
base induced elimination of halo-sulfones	17-20	dimerization of alkyl halides	19-32
base induced elimination of sulfonyl hydrazones	17-11	elimination of 1,2-dihalides	17-22
base-induced elimination of ammonium salts	17-08	elimination of boranes	17-15
base-induced elimination of halides	17-13	elimination of halo-ethers	17-24
base-induced elimination of sulfonate esters	17-06	enamines + boranes	15-16
base-induced elimination of sulfonyl halides	17-14	esters + organometallics	10-60
bis-decarboxylation of dicarboxylic acids	19-13	extrusion from oxathiolanes	17-38
by decarboxylation	12-40	extrusion of CO from cyclic ketones	17-35
by McMurry coupling	19-77	fro episulfones	16-48
by Peterson alkenylation	16-41	from bis(xanthates)	17-18
by the Diels–Alder reaction	15-60	from boranes	10-59
by the ene reaction	15-23	from carbenes	12-21
by the Heck reaction	13-10	from dienes	18-37
by the heteroatom Diels–Alder reaction	15-61	from epoxides or thiiranes	17-03
by the Horner–Wadsworth–Emmons reaction	16-44	from imines	16-44
by the Knoevenagel reaction	16-38	hydroboration of alkynes	18-25
by the Ramberg–Bäcklund reaction	17-20	hydrogenation of alkynes	15-11
by the Sakurai reaction	15-26	hydrogenation of aromatic compounds	15-13
by the Wittig reaction	16-44	isomerization of double bonds	15-01
by [2+2]-cycloaddition	15-63	ketones or aldehydes + bis-Grignards	16-24
by [3+2]-cycloaddition	15-59	migration of boranes	12-02
		migration of double bonds	12-02
		nitrosation of aziridines	17-21
		organometallics + ketones	16-25
		organometallics + tosylhydrazones	16-38
		other cycloaddition reactions	15-66
		oxidative decarboxylation of carboxylic acids	19-12

Petasis alkenylation	16-45	ALKYNES	
protonolysis of vinyl boranes	18-25	alkyl halides + alkyne anions	10-74
protonolysis of vinyl boranes	18-26	alkyl halides + propargylic RM	10-57
pyrolysis of amine oxides (Cope)	17-09	alkynes + arylodonium salts	13-13
pyrolysis of ammonium salts (Hofmann)	17-07	alkynes + boranes	18-26
pyrolysis of β -lactones	17-26	aryl halides + alkyne-M (M = a metal)	13-13
pyrolysis of esters	17-04	aryl halides + alkynes	10-74
pyrolysis of hydroxy-alkenes	17-32	base-induced elimination	17-16
pyrolysis of sulfones	17-12	of dihalo compounds	
pyrolysis of sulfoxides	17-12	base-induced elimination	17-13
pyrolysis of thionocarbonates	17-19	of halides	
pyrolysis of xanthates (Chugaev)	17-05	by Sonogashira coupling	13-13
reduction of alcohols	19-54	dimerization of dihalides	19-32
reduction of amines	19-67	elimination of alkenes	17-16
reduction of carboxylic esters	19-65	hypervalent iodine + alkyne-M (M = a metal)	12-26
reduction of enamines	19-67	metathesis of	18-37
reduction of nitriles	19-66	pyrolysis of	17-07
reduction of thiiranes	19-35	bis(ammonium salts)	
reduction of thiophene derivatives	19-70	pyrolysis of thiirene dioxides	17-20
reduction of vinyl halides	19-53	pyrolysis of ylids	17-10
reduction of vinyl imines	19-61	ALLENES	
reductive coupling	19-77	base-induced rearrangement	18-03
of aldehydes or ketones		of halocyclopropanes	
reductive coupling of epoxides	19-35	by Claisen rearrangement	18-33
sigmatropic carbon migration	18-30	by the Wittig reaction	16-44
sigmatropic H migration	18-29	Cope rearrangement of di-yens	18-32
silyl-organometallics + aldehydes or ketones	16-41	elimination of dihalides	17-22
Tebbe alkenylation	16-45	propargylic esters + organocuprates	10-60
vinyl boranes + halogen/base	18-25	reduction of alkynes	19-53
vinyl halides + arylboronic acids	13-10	ALLOPHANATES	
vinyl-cyclopropane rearrangement	18-31	carbamates + isocyanates	16-08
vinyl-X + alkyl(aryl)boronic acids	12-15	AMIDE-ESTERS	
Wagner–Meerwein rearrangement of alcohols	18-01	aziridines + amides	10-14
Wagner–Meerwein rearrangement of halides	18-01	AMIDES	
ALKYNE-ALCOHOLS		acyl halides + ammonia or amines	16-72
addition of alkynes to carbonyls	16-25	addition of organometallics to isocyanates	16-33

alcohols + cyanogen halides	16-09	<i>N</i> -arylation	10-41
aldehydes + ammonia + oxidant	14-11	nitriles + alcohols	16-91
alkanes + nitriles	14-12	nitriles + amines	16-21
alkenes + amides	15-09	oxidation of methylene	19-17
alkenes + nitriles	16-91	in amines	
alkyl halides + amides	10-41	oxidation of methylene	19-17
alkylation of amides	19-73	in lactams	
amides + aldehydes	10-41	oximes + halogenating	18-17
amides + amines	16-76	or oxidizing agents	
amines + CO + alkenes	15-36	pyrolysis of imino esters	18-42
amines + CO	12-53	rearrangement of oximes	18-17
amines + haloformates	10-53	reduction of imides	19-64
amines + organoiron	10-77	transamidation	16-70
compounds			
amines + vinyl esters	16-75	AMIDINES	
anhydrides + ammonia	16-73	ketenimines + amines	15-08
or amines		nitriles + ammonia or amines	16-21
aromatic compounds + amides	11-22		
aromatic compounds +	11-06	AMINE OXIDES	
hydroxamic acids		oxidation of amines	19-29
aromatic compounds +	11-21		
isocyanates		AMINES	
aryl halides + amides	10-41	addition of organometallics	16-31
aryl halides + amides	13-05	to C=N compounds	
aryl halides, DMF and POCl ₃	11-21	addition of silanes to C=N	16-31
by Beckmann rearrangement	18-17	alkenes + amines or ammonia	15-08
by Michael addition	15-24	alkyl halides + amines	10-31
by the Willgerodt reaction	19-84	alkylation of amines	10-31
carboxylic acids +	16-74	alkylation of formamidines	10-71
amino-boranes		alkylation of nitroso amines	10-71
carboxylic acids and ammonia	16-74	amides + organometallic	16-82
or amines		compounds	
carboxylic esters + ammonia	16-75	amination of active methylene	12-12
or amines		compounds	
cleavage of ketones	12-46	amination of alkanes	10-39
condensation of methyl ketones	19-84	amination of alkanes	12-12
from alcohols	10-41	amination of methylene	19-16
hydrolysis of isonitriles	16-97	amines + aryl halides	13-05
hydrolysis of nitriles	16-04	amines + diaryliodonium	11-06
imines + borane + CO	12-33	compounds	
insertion of acyl nitrenes	12-13	amines + diazo compounds	10-34
insertion of diazo amides	12-21	aminomethylation of aromatic	11-22
ketenes + amines	15-08	compound	
ketones + HN ₃	18-16	aromatic compounds +	13-18
<i>N</i> -alkylation	10-41	amide bases	

aromatic compounds + aryl azides	11-06	rearrangement of ammonium salts	13-31
aromatic compounds + halo-amines	11-06	rearrangement of ammonium salts	18-21
aromatic compounds + hydrazoic acid	11-06	rearrangement of aryl hydroxylamines	13-32
aryl halides + alkyl organometallics	13-05	reduction nitroso compounds	19-47
aryl halides + hydroxylamine- <i>O</i> -sulfonic acid	18-15	reduction of amine oxides	19-68
azides + haloboranes	12-32	reduction of amines	19-64
aziridines + RM	10-66	reduction of azides	19-50
boranes + ammonia + NaOCl	12-32	reduction of azo compounds	19-74
boranes + chloramine	12-32	reduction of azoxy compounds	19-74
by the Stevens rearrangement	18-21	reduction of C=N compounds	19-42
by transamination	10-33	reduction of hydrazines	19-74
Curtius rearrangement	18-14	reduction of hydroxylamines	19-47
cyclization of halo-amines	18-40	reduction of isocyanates	19-51
dealkylation of amines	19-73	reduction of isothiocyanates	19-51
displacement of cyano	10-62	reduction of lactams	19-64
diynes + amines	15-08	reduction of nitriles	19-43
enamines + boranes	15-16	reduction of nitriles	19-45
from alcohols	10-31	reduction of nitro compounds	19-45
from alcohols	10-32	reduction of nitroso-amines	19-51
from amides	18-13	reduction oximes	19-48
from amines	10-33	reductive alkylation of aldehydes or ketones	16-17
from amino-nitriles	10-62	Schmidt reaction	18-16
from boranes	10-31		
from cyanohydrins	10-32	AMINO-ACIDS	
from ethers	10-32	lactones + ammonia or amines	16-75
from halo-amines	10-31	AMINO-ALCOHOLS :	
Hofmann rearrangement	18-13	see hydroxy-amines	
hydrolysis of isocyanates	18-13	AMINO-ALDEHYDES	
hydrolysis of isocyanates	18-15	aldehydes + C=N compounds	16-31
hydrolysis of isocyanates	18-16	AMINO-ESTERS	
hydroxylamines + alkyl organometallics	12-32	diazoesters + amines	15-64
insertion of nitrenes	12-13	AMINO-ETHERS	
Lossen rearrangement	18-15	aziridines + alcohols	10-14
Michael addition	15-31	AMINO-KETONES	
with <i>N</i> nucleophiles		base-induced rearrangement of sulfonyl oximes	18-12
phenols + amines	13-06	ketones + HCHO + amines	16-19
or ammonia		Mannich reaction	16-19
radical addition to C=N compounds	16-56		

AMINO-NITRILES		aromatic compounds + alkyl	11-11
from cyanohydrins	10-32	halides	
HCN or cyanide +	16-53	aromatic compounds +	14-19
C=N compounds		carboxylic acids	
		aromatic compounds + ketones	11-12
AMINO-THIOETHERS		aryl halides + active methylene	13-14
alkenes + sulfonamides	15-55	compounds	
alkenes + sulfonium salts +	15-55	aryl halides + alkenes	13-10
amines		aryl halides + alkenes	15-21
		aryl halides + alkynes	15-21
AMINO-THIOLS		aryl halides + organocuprates	10-58
episulfides + amines	10-35	aryl halides + RM (other metals)	10-59
or ammonia		aryl halides + vinylboronic acids	13-09
		aryl halides + trifluoroborates	13-09
AMMONIUM SALTS		aryldiazonium salts + alkenes	13-25
alkyl halides + amines	10-31	aryldiazonium salts + alkenes	13-26
		aryldiazonium salts + alkyl	13-25
		organometallics	
ANHYDRIDES		by decarboxylation	12-40
acyl halides + carboxylic acids	16-66	by radical cyclization	15-30
aldehydes + acyl peroxides	14-09	coupling of aromatic compounds	11-15
carboxylic acids + vinyl esters	16-67	cyclodehydration of carbonyl	11-13
dehydration of carboxylic acids	16-67	compounds	
dehydration of	16-67	Friedel–Crafts alkylation	11-11
dicarboxylic acids		from alkylborates	10-59
		from boranes	10-59
ANHYDRIDES,		hydrogen exchange	11-01
ORGANIC–INORGANIC		rearrangement of <i>N</i> -alkyl	11-32
anhydrides + mineral acids	16-68	aryl amines	
		replacement of aryl nitro	13-29
ARENES			
α -halo ketones +	10-58	AROMATIC COMPOUNDS	
organocuprates		aromatic compounds + carbenes	15-64
alkyl halides + ArM (Li, Na, K)	10-57	aromatization of six-membered	19-01
alkyl halides + aryl-M	13-17	rings	
(M = a metal)		cleavage of arenes	11-33
alkyl halides + arylboronic acids	13-09	cleavage of aryl alkyl ethers	11-37
alkyl halides + organocuprates	10-58	cyclization of ene-diyne	18-27
alkyl halides + aryl	10-57	cyclotrimerization of alkynes	15-65
organometallics		deamination of aromatic	19-69
aromatic compounds + active	13-17	compounds	
H compounds		decarbonylation of aryl	11-34
aromatic compounds +	14-17	aldehydes	
acylperoxides		decarboxylation of aryl	11-35
aromatic compounds + alcohols	11-11	carboxylic acids	
aromatic compounds + alkenes	11-11		

dehalogenation of aryl halides	11-39	AZIRINES	
dehydrogenation of	19-01	alkynes + amino-nitrenes	15-54
cyclic alkanes			
desulfonylation of aryl	11-38	AZO COMPOUNDS	
sulfonic acids		aryl amines + nitroso	13-24
from aromatic compounds	18-28	compounds	
protonation of aryl	11-41	aryl diazonium salts +	11-04
organometallics		aromatic compounds	
pyrolysis of bicyclic dienones	17-28	from aryldiazonium salts	13-28
reduction aryl diazonium salts	19-69	oxidation of hydrazines	19-05
reduction of phenols	19-55	rearrangement of aryl triazenes	11-30
reduction of quinones	19-01	rearrangement of azoxy	18-43
		compounds	
AZIDES		reduction of azoxy compounds	19-68
aldehydes + metal azides	16-78	reduction of nitro compounds	19-80
alkenes + hydrazoic acid	15-10		
alkenes + metal azides	15-53	AZOXY COMPOUNDS	
amides + sulfonyl azides	12-11	from alkyl halides	10-45
from acyl halides	10-43	nitroso compounds +	12-51
from alkyl halides	10-43	hydroxylamines	
hydrazines + HONO or	12-49	reduction of nitro compounds	19-79
nitrosyl compounds			
AZIDO-ALCOHOLS		BIARYLS	
from epoxides	10-43	aromatic compounds +	14-18
		aryl halides (<i>hv</i>)	
AZIDO-AMINES		aromatic compounds +	11-16
from aziridines	10-38	aryl organometallics	
		aromatic compounds +	14-17
AZIRIDINES		aryl organometallics	
alkenes + alkyl azides	15-54	aromatic compounds +	11-16
alkenes + halogen +	15-54	arylboronates	
haloamines		aryl halides + alkyl or aryl	13-09
C=N compounds + sulfur ylids	16-47	organometallics	
extrusion of nitrogen	17-34	aryl halides + aryl	13-11
from triazolines		organometallics	
form halo-amines	10-31	aryl halides + arylboronic acids	13-09
from allene amides	15-09	aryl halides + arylboronic acids	13-12
from azido-alcohols	10-43	aryl halides + trifluoroborates	13-12
from epoxides	10-36	aryldiazonium salts + aromatic	13-27
from halo-azides	15-45	compounds	
from hydroxy-amines	10-32	arylsulfonic acid + arylboronic	13-05
from imines	16-32	acids	
from triazolines	15-58	by benzidine rearrangement	18-36
imines + diazo compounds	16-32	by Suzuki–Miyaura coupling	13-12
		coupling 2 aryldiazonium salts	13-28

coupling aryl halides	13-11	CARBOXYLIC ACIDS	
coupling of aromatic compounds	11-15	acyl halides + diazo compounds	18-08
coupling of aryl sulfonates	13-12	acyl peroxides + alkyl organometallics	12-26
Ullmann coupling	13-11	alkylation of carboxylic acids	10-70
BISAMIDES		aromatic compounds + carbon dioxide	11-20
aldehydes + amides	16-18	aromatic compounds + carbon monoxide	11-20
BISULFITES		aromatic compounds + phosgene	11-19
metal bisulfite + carbonyl compounds	16-12	aryl nitro compounds + cyanide	13-30
BORANES		Barbier–Wieland procedure	19-10
alkenes + borane or alkyl boranes	15-16	boranes + ether-acids	18-24
boranes		by decarboxylation	12-40
thermal migration of boron in boranes	18-11	by Michael addition	15-24
BORATES (TRIFLUORO)		carboxylation of alkenes	15-35
boranes + KHF_2	12-28	cleavage of diketones	12-43
BORATES		cleavage of keto-esters	12-43
alcohols + boranes	12-28	cleavage of ketones	12-45
borates		cleavage of methyl ketones	12-44
oxidation of boranes	12-27	deacyloxylation	19-59
BORONIC ACIDS		esters + metal halides	10-51
alkyl borates + alkyl organometallics	12-28	from lactones	10-51
BUNTE SALTS		from RM + arenes	10-57
from alkyl halides	10-28	hydrolysis of acyl halides	16-57
CARBAMATES		hydrolysis of amides	16-60
alkyl halides + amines	10-17	hydrolysis of anhydrides	16-58
amines + alkyl halides + CO_2	12-53	hydrolysis of carboxylic esters	16-59
amines + CO_2	12-53	hydrolysis of diazo ketones	18-08
from aziridines	12-53	hydrolysis of nitriles	16-04
haloformates + amines	16-72	hydrolysis of ortho esters	10-6
isocyanates + alcohols	16-08	hydrolysis of trihalide	10-03
CARBONATES		ketones + peroxy acids	18-19
alcohols + phosphine	16-10	organometallics + CO_2	16-30
		oxidation of aldehydes	19-23
		oxidation of aromatic rings	19-10
		oxidation of aromatic side chains	19-11
		oxidation of organoiron compounds	10-77
		oxidation of primary alcohols	19-22
		oxidative cleavage of alkenes	19-10
		oxidative cleavage of alkynes	19-10
		ozonolysis of alkenes	19-09

phosphoranes + CO ₂	16-44	from alkyl halo sulfites	10-17
pyrolysis of esters	17-04	from coupling of activated esters	10-61
rearrangement of ketones via the haloform reaction	18-19 12-44	from onium salts	10-17
		from tosyl amides	10-17
CARBOXYLIC ESTERS		hydrolysis of ortho esters	10-06
acyl halides + alcohols	16-61	insertion of diazo esters	12-21
acyl halides + ethers	16-61	ketones + acyl halides	16-07
alcohols + CO + alkenes	15-36	ketones + peroxides	18-19
alcohols + ketenes	15-05	oxidation of methylene in ethers	19-17
alcohols + organoiron compounds	10-77	oxidation of primary alcohols	19-22
alcoholysis of acyl oxazolidinones	16-65	oxidation of vinyl ethers	19-25
alcoholysis of amides	16-65	oxidative decarboxylation	19-12
alcoholysis of nitriles	16-09	oxygenation of organometallics	12-29
alcoholysis of trihalides	10-03	rearrangement of halo ketones	18-07
aldehydes + acyl halides	16-07	ring contraction of diazo ketones	18-08
alkenes + acyl peroxides	14-09	transesterification	16-64
alkenes + carboxylic acids	15-06	via Mitsunobu coupling	10-17
alkenes + carboxylic esters	15-33		
alkyl halides + carboxylate anions	10-17	CONJUGATED ALDEHYDES	
alkylation of oxazolidines	10-72	by aldol condensation	16-34
allylic carbonates + malonates	10-60		
allylic esters + malonates	10-60	CONJUGATED AMIDES	
anhydrides + alcohols	16-62	isocyanates + vinyl-M (metal)	15-22
aryl halides + alcohols + CO	13-15		
aryl halides + alcohols + metal carbonyls	13-15	CONJUGATED CARBOXYLIC ACIDS	
Baeyer–Villiger rearrangement	18-19	aldehydes + anhydrides	16-39
by Favorskii rearrangement	18-07	by the Knoevenagel reaction	16-38
by Michael addition	15-24	CO ₂ + vinyl-M (metal)	15-22
by the Tishchenko reaction	19-82		
carbonylation of alkyl halides and alcohols	10-77	CONJUGATED DIACIDS	
carboxylic acids + diazo compounds	10-19	by the Knoevenagel reaction	16-38
cleavage of keto-esters	12-43		
condensation of aldehydes	19-82	CONJUGATED DIKETONES	
condensation of ketones	19-84	by the Knoevenagel reaction	16-38
esterification of carboxylic acids	16-63		
esters + ethers	10-18	CONJUGATED ESTERS	
ethers + anhydrides	10-18	by the Knoevenagel reaction	16-38
from acyl peroxides	14-09	Claisen condensation	16-36
		CONJUGATED KETO-ESTERS	
		by the Knoevenagel reaction	16-38

CONJUGATED KETONES

alkenes + acyl halides	12-16
by aldol condensation	16-34
by the Pauson–Khand reaction	15-36
carbonylation of vinyl-M (M = metal)	12-33
coupling of dienones	15-20
oxidation of methylene	19-17

CONJUGATED NITRILES

by the Knoevenagel reaction	16-38
-----------------------------	-------

COUMARINS

from phenols	11-11
--------------	-------

CUMULENES

elimination of propargylic halides	17-22
---------------------------------------	-------

CYANAMIDES

amines + cyanogen halides	10-54
---------------------------	-------

CYANATES, ARYL

phenols + cyanogen halides	10-08
----------------------------	-------

CYANIDES, ACYL

acyl halides + metal cyanides	16-88
-------------------------------	-------

CYANO IMINES

nitroso compounds + nitriles	16-42
------------------------------	-------

CYANOAMINES

see amino-nitriles

CYANOHYDRINS

aldehydes or ketones + HCN	16-52
aldehydes or ketones + R ₃ SiCN	16-52

CYCLOBUTANES

by [2+2]-cycloaddition	15-63
extrusion of SO ₂	17-36

CYCLOBUTENES

ring closure of dienes	18-27
------------------------	-------

CYCLOPROPANES

alkenes + carbenes	15-64
alkenes + diazo esters	15-58
by the Simmons–Smith reaction	15-64
conjugated carbonyls + sulfur ylids	16-49
extrusion of nitrogen from pyrazolines	17-34
extrusion off CO from cyclobutanones	17-35
from pyrazoles	17-34
from pyrazolines	15-58
rearrangement of dienes	18-39

DIACETATES

oxidation of dicarboxylic acids	19-13
---------------------------------	-------

DIALDEHYDES

alkylation reactions	10-67
----------------------	-------

DIAMINES

aziridines + amines or ammonia	10-38
diamination of alkenes	15-53
from azido-amines	10-38
reductive coupling of imines	19-76

DIAZO COMPOUNDS

acyl halides + diazomethane	16-89
base-induced elimination of <i>N</i> -nitroso compounds	17-33
oxidation of hydrazones	19-06

DIAZONIUM COMPOUNDS

active methylene compounds + sulfonyl azides	12-10
aldehydes + sulfonyl azides	12-10
aromatic compounds + HONO	11-05
aryl amines + HONO	13-19

DICARBOXYLIC ACIDS

by Michael addition	15-24
from aryl isothiocyanates	11-21
oxidative cleavage of cyclic alkenes	19-10
oxidative cleavage of ketones	19-08

DIENES

addition of alkenes to dienes	15-20
addition of alkynes to alkynes	15-20
allylic halides + metals	10-56
by the Diels–Alder reaction	15-60
by the Wittig reaction	16-44
cleavage of cyclobutanes	15-63
Cope rearrangement	18-32
coupling of alkynes and allenes	15-20
coupling vinyl boranes	14-26
cycloaddition of dienes	15-66
dehydration of alkyne-alcohols	17-01
dienes + acyl metal compounds	12-16
from aromatic compounds	18-27
hydrogenation of aromatic compounds	15-13
hydrogenation of diyenes	15-11
metathesis of alkenes	18-37
other cycloaddition reactions	15-66
pyrolysis of bicyclic alkene-ketones	17-28
pyrolysis of sulfoxides	17-20
rearrangement of dienes	18-32
ring closure of trienes	18-27
ring opening of cyclic alkenes	18-27
sigmatropic carbon migration	18-30
sigmatropic H migration	18-29
Stille coupling	12-15
vinyl halides + metals	10-56
vinyl halides + RM (other metals)	10-59
vinyl-X + vinyl-M	12-15

DIESTERS

active methylene compounds + alkyl halides	10-67
alkenes + acyloxy salts	15-56
alkylation reactions	10-67
dimerization of acetals	10-64

DIHALIDES (GEMINAL)

alkenes + halogenating agents	16-23
ketones + halogenating agents	16-23

DIHALIDES

alkynes + HX	15-02
dihalogenation of alkenes	15-39
from alkyl halides + trihalides	10-57

DIKETONES

acyl halides + active H compounds	16-84
acylation of enamines	10-69
alkylation reactions	10-67
by Michael addition	15-24
conjugate addition of acyl halides	15-32
conjugate addition of RM with metal carbonyls	15-32
conjugated ketones + metals	10-56
coupling acyl halides	16-83
dimerization of silyl enol ethers	19-33
esters + ketones	16-86
from dithioketals	16-86
hydrolysis of furans	10-6
ketones + diazo-ketones	12-21
oxidation of alkynes	19-26
oxidation of methylene	19-17
oxidative cleavage of cyclic alkenes	19-10

DINITRILES

alkylation reactions	10-67
----------------------	-------

DIOLS

alkenes + formaldehyde	16-53
alkenes + halogens + metal carboxylates	15-48
by the Tollens reaction	16-43
dihydroxylation of alkenes	15-48
from halo-esters	15-48
hydride shifts of epoxides	18-41
hydrolysis of epoxides	10-7
hydrolysis of epoxides	15-48
ketones + formaldehyde	16-43
oxidation of aromatic compounds	15-49
pinacol coupling	19-76

reduction of lactones	19-38	EPISULFIDES : see thiiranes	
reductive coupling of aldehydes or ketones	19-76	EPOXIDES	
		aldehydes or ketones + halo-organometallics	16-24
DISULFIDES		diazonium compounds + aldehydes or ketones	16-46
aryl halides + sulfides	13-04	epoxidation of alkenes	15-50
from alkyl halides	10-27	from halohydrins	10-9
oxidation of thiols	19-34	sulfur ylids + aldehydes or ketones	16-46
reduction of sulfonyl halides	19-71		
DITHIOACETALS		EPOXY-ALCOHOLS	
aldehydes + thiols	16-11	allylic alcohols + peroxides	15-50
from dihalides	10-26		
DITHIOCARBAMATES		EPOXY-AMIDES	
amines + carbon disulfide	16-22	epoxidation of conjugated esters	15-50
DITHIOKETALS		EPOXY-CARBOXYLIC ACIDS	
alkylation of dithioketals	10-71	epoxidation of conjugated acids	15-50
from dithioketals	10-13		
from dithiols	10-13	EPOXY-ESTERS	
ketones + CS ₂	16-42	diazo esters + aldehydes	15-64
ketones + thiols	16-11	epoxidation of conjugated esters	15-50
vinyl sulfides + thiols	15-07	halo esters + aldehydes or ketones	16-40
DITHIOLS		EPOXY-KETONES	
alkenes + sulfur reagents	15-51	epoxidation of conjugated ketones	15-50
DIYNES		EPOXY-NITRILES	
metal coupling of alkynes	14-16	epoxidation of conjugated nitriles	15-50
ENAMIDES		ESTER-AMIDES	
amines + vinyl halides	12-32	isonitriles + carboxylic acids + aldehydes	16-98
ENAMINES		isonitriles + carboxylic acids + ketones	16-98
alkylation of enamines	10-71	ESTER-SULFIDES	
alkynes + amines	15-08	by the Pummerer rearrangement	19-83
from hydroxy-amines	16-13	rearrangement of sulfoxides	19-83
ENOL ETHERS : see vinyl ethers			
ENOLS			
and keto-enol tautomerism	12-03		

ESTERS : see carboxylic esters**ESTERS, INORGANIC**

from alcohols	10-22
from sulfonyl halides	10-22
phosphites + alkyl halides	16-44

ETHER-AMINES

rearrangement of halo-amines	18-18
------------------------------	-------

ETHER-ESTERS

conjugated esters + alcohols	15-05
------------------------------	-------

ETHER-KETONES

acetals + vinyl ethers	10-64
oxidation of methylene	19-15

ETHERS

acyl peroxides + alkyl organometallics	12-26
alcohols + diazo compounds	10-11
alcohols + onium salts	10-15
alcohols + sulfonate esters	10-10
aldehydes + alcohols	16-07
alkenes + alcohols	15-05
alkenes-alkoxymercuration	15-05
alkylation of ethers	10-71
aryl halides + alkoxides	13-03
cleavage of oxonium salts	10-49
dehydration of alcohols	10-12
from alcohols (Williamson ether synthesis)	10-08
from alcohols + phenols	10-12
from alkyl halides (Williamson ether synthesis)	10-08
from carboxylic esters	10-10
from dihalides	10-10
from halo-ethers	10-08
from halohydrins	10-09
from lactones and organometallics	16-30
from trichloroimidates	10-10
ketones + alcohols	16-07
Michael addition with <i>O</i> nucleophiles	15-31

oxidative cyclization of alcohols	14-06
phenols + diazo compounds	10-11
rearrangement of aryl sulfones	13-33
reduction of esters	19-62
reduction of lactones	19-62
reductive cleavage of acetals or ketals	19-56
transesterification	10-13

ETHERS, SILYL

Brook rearrangement	18-44
cleavage of ethers	10-49
rearrangement of hydroxy-silanes	18-44

FORMAMIDES

amines + trihalides	10-40
---------------------	-------

GLYCIDIC ESTERS : see epoxy-esters**HALIDES, ACYL**

acyl halides + HF	16-80
aldehydes + halogens	14-04
anhydrides + HF	16-80
carboxyl acids + halogenating agents	16-79
oxidation of primary alcohols	19-22

HALIDES, ALKYL

alcohols + HX	10-48
alcohols + inorganic acid halides	10-48
aldehydes + halo-boranes	16-23
alkenes + alkyl halides	15-46
alkenes + halogens	14-01
alkenes + HX	15-02
carboxylate salts + halogens	14-30
cleavage of amines	10-53
cleavage of ethers	10-49
cleavage of oxonium salts	10-49
from amines	10-53
from esters	10-51
from inorganic esters	10-47
from silyl ethers	10-48

from sulfonate esters	10-47	from alkynes	12-31
halide exchange with alkyl halides	10-46	halide exchange with vinyl halides	10-46
halo-decarboxylation of acids	16-71	halogens + vinyl boranes	12-31
halogens + alkyl organometallics	12-31	halogens + vinyl-M (M = a metal)	12-31
halogens + boranes	12-31		
halomethylation of arenes	11-14	HALO-ALCOHOLS	
		cleavage of cyclic ethers	10-49
HALIDES, ALLYLIC		from aldehydes or ketones	16-24
alkanes + halo-succinimides	14-03		
alkenes + halogens	14-03	HALO-ALDEHYDES	
		aldehydes + halogen	12-04
HALIDES, ARYL		aldehydes + halogenating agent	12-04
aromatic compounds + halo-succinimides	11-10	alkenes + formamides	15-47
aromatic compounds + halogen	11-10		
aryl ammonium salts + halide ion	11-32	HALO-ALKYNES	
aryl halides + metal halides	13-07	from alkynes	12-31
aryldiazonium salts + metal halides	14-20		
aryldiazonium salts + metal iodides	13-22	HALO-AMIDES	
from aryl amines	14-20	amides + hypohalites	12-53
from phenols	13-22	from aziridines	10-50
heating aryldiazonium tetrafluoroborates	13-23		
phenols + phosphonium halides	13-07	HALO-AMINES	
rearrangement of <i>N</i> -halo amides	11-31	alkenes + <i>N</i> -halo-amines	15-43
sulfonyl halides + transition-metal halides	11-38	amines + hypohalites	12-52
HALIDES, SULFONYL		HALO-AZIDES	
alkanes + SO ₂ + halogens	14-10	alkenes + X-N ₃	15-45
aromatic compounds + sulfonyl halides	11-08		
aryldiazonium salts + SO ₂	14-22	HALO-CARBOXYLIC ACIDS	
sulfonic acids + halogenating	16-103	carboxylic acid + halogen	12-05
		carboxylic acid + halogenating agents	12-05
HALIDES, VINYL		from amino acids	10-52
base-induced elimination of halides	17-13		
elimination of dihalides	17-22	HALO-ESTERS	
		from epoxides	10-50
		HALO-ETHERS	
		from alkene-alcohols	15-51
		HALO-KETONES	
		alkenes + acyl halides	15-47

from diazoketones	10-52	dinitriles + ammonia or amines	16-21
ketone + halogen	12-04	rearrangement of	18-31
ketone + halogenating agents	12-04	acyl aziridines	
		thermal rearrangement	18-14
HALO-LACTAMS		of azides	
halolactamization	15-41	furans—from diketones	16-05
		indoles:Fischer indole	18-34
HALO-LACTONES		synthesis	
halolactonization	15-41	oxetanes—alkenes + aldehydes	16-95
		or ketones	
HALO-NITRO COMPOUNDS		oxetanes—alkenes + ketones	15-63
alkenes + NOX	15-44	pyrans—from diketones	16-05
		pyrazoles—hydrazines +	16-14
HALO-NITROSO COMPOUNDS		di-ketones	
alkenes + NOX	15-44	pyrazolines—alkenes +	15-58
		dialkylamines	
HALO-SILANES		pyrazolines—hydrazines +	16-14
from silanes	10-16	keto-esters	
silanes + halogens	14-02	pyridine derivatives—by the	15-61
		heteroatom Diels–Alder	
HALO-SULFONES		reaction	
sulfones + halogenation agents	12-06	pyrazolidines—alkenes +	15-58
		azomethine imines	
HALO-SULFOXIDES		pyrrolidines—cleavage	15-58
sulfoxides + halogenating	12-06	of aziridines	
agents		pyrrolines—rearrangement	18-31
		of cyclopropyl imines	
HALOHYDRINS		quinolines (dihydro)—	11-13
alkenes + alcohols + halogens	15-40	cyclodehydration of imines	
alkenes + hypohalous acids	15-40	quinolines (dihydro)—from	11-13
from epoxides	10-50	amines	
		quinolines (tetrahydro)—	
HETEROCYCLES		cyclodehydration of amides	11-13
acylation of amines	16-77	quinolines (tetrahydro)—from	11-13
aromatization of	19-01	amines	
six-membered rings		HYDRATES	
by the heteroatom	15-61	from ketones or aldehydes	16-01
Diels–Alder reaction			
by the Paterno–Büchi reaction	15-63	HYDRAZIDES	
by [3+2]-cycloaddition	15-58	carboxylic esters + hydrazine	16-75
condensation of aldehydes	16-92		
cyclization of amino-ketones	16-13	HYDRAZINES	
or aldehydes		reduction of azo compounds	19-51
cyclization of halo-amines	18-40	reduction of diazo compounds	19-51
dehydrogenation reactions	19-02		

HYDRAZONES

- active methylene compounds + aryldiazonium 12-07
 exchange of hydrazine + hydrazones 16-14
 from azo compounds 12-07
 from ketones 12-07
 hydrazines + aldehydes or ketones 16-14

HYDROXAMIC ACIDS

- carboxylic esters + hydroxylamine 16-75

HYDROXY-ALDEHYDES

- by aldol condensation 16-34
 dihydrooxazines + epoxides 10-72
 imines + ketones 16-34
 Mukaiyama aldol 16-35
 oxidation of epoxides 19-20
 silyl enol ethers + aldehydes 16-35

HYDROXY-AMIDES

- aldehydes + amides 16-18
 alkenes + amides 15-52
 alkenes + sulfonyl amines 15-52

HYDROXY-AMINES

- alkenes + amines 15-52
 epoxides + amines or ammonia 10-35
 from isonitriles 10-40
 from nitro-alcohols 10-35
 oxetanes + amines or ammonia 10-37
 reductive coupling of C=N with C=O 19-76
 water induced rearrangement of halo-amines 18-10

HYDROXY-AZIRIDINES

- from amino-epoxides 10-36

HYDROXY-CARBOXYLIC ACIDS

- by the Cannizzaro reaction 19-81
 rearrangement of 1,2-diketones 18-06

HYDROXY-ESTERS

- Baylis–Hillman reaction 16-27
 Claisen condensation 16-36
 epoxides + carboxylate anions 10-14
 from epoxides and RCOOH 10-18
 Reformatsky reaction 16-28
 transesterification of lactones 16-64

HYDROXY-ETHERS

- epoxides + alcohols 10-14

HYDROXY-KETONES

- acyloin condensation 19-78
 aldehydes + cyanide 16-55
 aldehydes and cyanide 15-32
 Baylis–Hillman reaction 16-27
 by aldol condensation 16-34
 by rearrangement of hydroxy ketones 18-04
 by the Tollens reaction 16-43
 coupling of carboxylic esters 19-78
 hydrolysis of diazo ketones 10-05
 ketones + formaldehyde 16-43
 Mukaiyama aldol 16-35
 oxidation epoxides 19-20
 oxidation of methylene 19-15
 photolysis of epoxy-ketones 10-07
 rearrangement of silyloxy epoxides 18-02
 reduction of epoxy ketones 19-35
 silyl enol ethers + ketones 16-35

HYDROXY-NITRILES:

see cyanohydrins

HYDROXY-NITRO COMPOUNDS

- from epoxides 10-35
 the Henry reaction 16-37

HYDROXY-PHOSPHONATES

- phosphonate esters + carbonyl compounds 16-44

HYDROXY-PHOSPHORAMIDES

phosphoramides + carbonyl compounds 16-44

HYDROXY-THIOCYANATES

epoxides + thiocyanate 10-14

HYDROXY-THIOETHERS

Claisen condensation 16-36

alkenes + disulfides + carboxylic acids 15-51

from epoxides 10-26

HYDROXYLAMINES

addition of organometallics to oximes 16-31

oxidation of amines 19-27

rearrangement of amine oxides 18-21

reduction of nitro compounds 19-46

IMIDES

acylation of amines 16-77

alkyl halides + imides 10-41

anhydrides + ammonia or amines 16-73

from alcohols 10-41

from aryl isothiocyanates 11-21

isocyanates + phosphine oxides 16-93

IMIDINES

dinitriles + ammonia or amines 16-21

IMINES

active methylene compound + nitroso compound 12-08

addition of organometallics to nitriles 16-33

aldehydes + amines or ammonia 16-13

alkynes + amines 15-08

ketones + amines or ammonia 16-13

oxidation of primary amines 19-21

rearrangement of cyclopropyl 18-31

reductive alkylation 16-17

of aldehydes or ketones 18-14

thermal rearrangement of alkyl azides 18-14

IMINO ESTERS

halo-imines + aroxides 18-42

ISOCYANATES

amides + hypohalites 18-13

amines + CO 12-53

base induced rearrangement of hydroxamic acids 18-15

carboxylic acids + HN_3 18-16

Curtius rearrangement 18-14

from acyl halides 10-44

from alkyl halides 10-44

from nitrile oxides 18-44

Hofmann rearrangement 18-13

phosgene + amines 16-72

the Schmidt reaction 18-16

thermal rearrangement of acyl azides 18-14

ISONITRILES (ISOCYANIDES)

alkyl halides + cyanide 10-75

amines + trihalides 10-40

dehydration of formamides 17-31

from oxetanes 10-40

ISOTHIOCYANATES

from acyl halides 10-44

from alkyl halides 10-44

ISOTHIOURONIUM SALTS

from alkyl halides 10-25

KETALS

ketones + alcohols 16-05

reductive cleavage of ortho esters 19-56

KETENES

base-induced elimination 17-14

of acyl halides

dehydration of carboxylic acids	17-01	KETO-SULFONIC ACIDS	
elimination of halo acyl halides	17-23	ketone + sulfur trioxide	12-14
KETENIMINES		KETONES	
by the Wittig reaction	16-44	1,3-elimination of diols	17-25
dehydration of amides	17-01	1,3-elimination of halo-amines	17-25
KETO-ALDEHYDES		1,3-elimination of halohydrins	17-25
ketals + formamides	12-16	acyl halides + organometallic compounds	16-81
KETO-ALKYNES		addition of organometallics to nitriles	16-33
elimination of epoxy-hydrazones	17-27	aldehydes + boranes	12-18
KETO-AMIDES		aldehydes + transition-metal complexes	12-18
alkenes + acyloxy salts + nitriles	15-56	alkenes + aldehydes	15-34
amino acids + anhydrides	12-42	alkenes + alkenes + CO	15-36
KETO-CARBOXYLIC ACIDS		alkenes + ketones	15-33
active H compounds + CO ₂ or CS ₂	16-42	alkyl halides + organoiron compounds	10-76
carboxylic acids + esters	16-87	alkylation of enamines	10-69
KETO-ESTERS		alkylation of hydrazones	10-68
acyl halides + active H compounds	16-84	alkylation of ketones	10-68
aldehydes + diazoketones	12-18	alkylation reactions	10-67
alkylation reactions	10-67	amines + HONO	12-50
Claisen condensation	16-85	and keto-enol tautomerism	12-03
halo-esters + esters	16-28	aromatic compounds + acyl halides	11-17
halo-esters + nitriles	16-28	aromatic compounds + aldehydes	14-19
KETO-NITRILES		aromatic compounds + anhydrides	11-17
acyl halides + active H compounds	16-84	aromatic compounds + carboxylic acids	11-17
by the Thorpe reaction	16-50	aromatic compounds + nitriles	11-24
condensation of nitriles	16-50	arylation of ketones	13-14
esters + nitriles	16-86	by decarboxylation	12-40
KETO-SULFONES		by Michael addition	15-24
acyl halides + active H compounds	16-84	by Pinacol rearrangement	18-02
		by rearrangement of ketones	18-04
		by the Wacker process	19-25
		carbonyl transposition	12-14
		carbonylation of metal alkyls	13-15
		carboxylic acids + organolithium reagents	16-29
		cleavage of alkoxides	12-41

cleavage of diketones	12-43	ozonolysis of alkenes	19-09
conjugate addition	15-25	pyrolysis of hydroxy-alkenes	17-32
of organometallics		radical addition to	15-28
conjugated addition of boranes	15-27	conjugated ketones	
cyanoboranes + anhydrides	18-23	rearrangement of diols	18-02
decarboxylative alkylation	14-31	rearrangement of epoxides	18-02
decarboxylative coupling	16-90	rearrangement of peroxides	18-20
of 2 acids		reductive coupling	19-77
dialdo ketones + boranes	10-73	of keto-esters	
Friedel–Crafts acylation	11-17	ring expansion	18-03
from cyanohydrins	10-68	of amino-alcohols	
from dihydrooxazines	10-72	ring expansion of halohydrins	18-03
from dithioketals	16-11	silyl enol ethers +	10-68
from keto-sulfoxides	10-67	alkyl halides	
halo ketones + boranes	10-73	transesterification	16-64
homologation of ketones	18-09	of vinyl esters	
hydration of alkynes	15-04	transition metal carbonyls +	12-33
hydration of allenes	15-04	RM (M = metal)	
hydrolysis	16-02	Weinreb amides +	16-82
of C=N compounds		organometallic compounds	
hydrolysis of dithioketals	10-71		
hydrolysis of <i>gem</i> -dihalides	10-2	LACTAMS	
hydrolysis of imines	16-33	alkyl halides from amides	10-41
hydrolysis of ketals	10-6	and Michael addition	15-31
hydrolysis of nitro	16-03	by Beckmann rearrangement	18-17
compounds		cyclic ketones + HN ₃	18-16
hydrolysis of vinyl ethers	10-6	cyclic ketones + silyl azides	18-16
hydrolysis of vinyl halides	10-1	from amino carboxylic acids	16-74
imines + RM	10-69	from halo-amides	10-41
insertion of diazo ketones	12-21	lactams + amines	16-76
ketenes + alkenes	15-63	lactones + ammonia	16-75
keto esters + alkyl halides	10-67	or amines	
ketones + diazomethane	18-09	<i>N</i> -arylation	10-41
oxidation alkenes	19-25	<i>N</i> -vinylation	10-41
oxidation of alcohols	19-03	oxidation of methylene	19-17
oxidation of dicarboxylic	19-13	in amines	
acids		rearrangement of oximes	18-17
oxidation of methylene	19-17	reduction of imides	19-64
oxidation of nitro compounds	19-21	Schmidt reaction	18-16
oxidation of primary amines	19-21		
oxidation of vinyl boranes	18-26	LACTAMS, β	
oxidative cleavage of alkenes	19-10	diazoketones + C=N	16-96
oxidative cleavage of diols	19-07	compounds	
oxidative cleavage	19-10	enamines + ketenimines	16-96
of enamines		ketones + C=N compounds	16-96

rearrangement of hydroxy-halo-amines	18-18	metal cyanides + aryl organometallics	13-08
		metal cyanides + alkyl organometallics	12-34
LACTONES		rearrangement of isonitriles	18-21
alkenes + carboxylic acids and Michael addition	15-57	reduction of nitro compounds	19-49
Bayer–Villiger rearrangement	18-19		
condensation of dialdehydes	19-81	NITRITES : see inorganic esters	
cyclization of allene	15-06		
carboxylic acids		NITRO COMPOUNDS	
from halo-carboxylic acids	10-17	alkanes + alkyl nitrates	12-09
from hydroxy-carboxylic acids	16-63	alkanes + nitronium salts	12-09
oxidation of methylene in ethers	19-17	alkenes + nitric acid	12-09
photolysis of halo-amides	18-40	aryldiazonium salts + metal nitrites	14-21
rearrangement of cyclic ketones	18-19	by Michael addition	15-24
rearrangement of lactones	18-44	conjugated carboxylic acids + HNO ₃	14-13
reduction of anhydrides	19-63	from alcohols	10-42
		from alkyl halides	10-42
LACTONES, β		nitration of aromatic rings	11-02
ketones + aldehydes or ketones	16-95	oxidation of amines	19-28
		oxidation of isocyanates	19-28
NITRATES : see inorganic esters		oxidation of oximes	19-28
		rearrangement of nitro-amines	11-28
NITRILES			
aldehydes + hydroxylamines	16-16	NITRO-ALCOHOLS:	
alkenes + HCN	15-38	see hydroxy-nitro compounds	
alkyl halides + cyanide	10-75		
aromatic compounds + trihalo nitriles	11-25	NITRONES	
aryl halides + metal cyanides	13-08	from oximes	10-24
aryl triflates + metal cyanides	11-25	oxidation of oximes	19-06
base-induced elimination of hydrazones	17-29		
by decarboxylation	12-40	NITROSO COMPOUNDS	
by Michael addition	15-24	Barton rearrangement	18-40
carboxylic acids + cyanogen halides	16-94	nitrosation of aromatic rings	11-03
cyanation α to active hydrogen compounds	12-19	oxidation of amines	19-27
cyanation α to nitrogen	12-19	rearrangement of nitroso-amines	11-29
cyanoborates + metal cyanide	12-34		
dehydration of amides	17-30	NITROSO-AMINES	
dehydration of oximes	17-29	amines + HONO	12-50
dehydrogenation of amines	19-05		
		ORGANOMETALLICS	
		alkanes + metals	12-23

alkanes + alkyl organometallics	12-22	PEROXIDES	
alkenes + metal hydrides	15-17	acid halides + alkyl hydroperoxides	10-21
alkyl halides + metals	12-38	alkenes + oxygen	14-07
alkyl halides + alkyl organometallics	12-39	alkenes + oxygen	15-62
alkynes + metal hydrides	15-17	alkenes + peroxides	14-08
aryl halides + metals	11-40	alkyl halides + hydroperoxide anion	10-21
aryl halides + R-M (M = a metal)	11-40	alkyl halides + hydroperoxide anion	10-21
formation of enolate anions	12-23	acid halides + hydrogen peroxide	10-21
isonitriles + organolithium reagents	16-99	anhydrides + hydrogen peroxide	10-21
metal halides + RM (M = metals)	12-36	dienes + oxygen	15-62
metalation of aromatic compounds	13-17	oxidation of carboxylic acids	19-24
metals + RM (M = metals)	12-35	oxygen + alkyl organometallics	12-25
thioethers + organometallics	14-28	oxygen + organoboranes	12-25
transmetallation of RM + R'M' (M = metals)	12-37	photooxidation of dienes	15-62
ORTHO ESTERS		PHENOLS	
by transesterification	10-13	aromatic compounds + acyl peroxides	11-26
carboxylic acids + alcohols	16-05	aromatic compounds + peroxides	14-05
from trihalides	10-8	aryl halides + hydroxide	13-01
OSAZONES		aryl sulfonic acids + hydroxide	13-02
hydrazines + hydroxy aldehydes or ketones	16-14	aryldiazonium salts + water	13-20
OXIMES		by Wallach rearrangement	18-43
alcohols + NOCl	18-40	Claisen rearrangement	18-33
aldehydes or ketones + hydroxylamine	16-15	Fries rearrangement	11-27
alkenes + NOX	15-44	oxidation of aromatic compounds	11-26
aryldiazonium salts + oximes	14-23	oxidation of aryl borates	13-01
Barton rearrangement	18-40	oxidation of arylboronic acids	13-01
carbonyl compounds + nitrous acid	12-08	rearrangement of allyl aryl ethers	18-33
O-alkylation of oximes	10-24	rearrangement of aryl esters	11-27
reduction of nitro compounds	19-49	rearrangement of aryl hydroxylamines	13-32
OXONIUM SALTS		rearrangement of dienones	18-05
alkyl halides + ethers	10-20	PHOSPHINES	
		alkenes + phosphines	15-08
		phosphines + aryl halides	13-05
		reduction of phosphine oxides	19-68

PHOSPHONATE ESTERS :		SULFONAMIDES	
see inorganic esters		addition of arylboronates to C=N	16-31
PHOSPHONIUM SALTS		dealkylation of sulfonamides	19-73
alkyl halides + amines	10-31	reduction of acyl sulfonamides	19-64
phosphines + ammonium salts	10-31	reduction of sulfonyl azides	19-50
		sulfonyl halides + ammonia or amines	16-102
PHOSPHORANES		SULFONATE ESTERS	
and the Wittig reaction	16-43	alkenes + sulfonic acids	15-06
QUINONES		sulfonamides + alcohols	16-101
and dyotropic rearrangement	18-44	sulfonyl halides + alcohols	16-101
oxidation of aromatic compounds	19-04	SULFONES	
oxidation of aromatic compounds	19-19	alkenes + sulfonyl halides	15-42
oxidation of phenols	19-04	alkyl halides + sulfinic acid salts	10-29
SELENIDES		alkyl halides + sulfonyl halides	10-29
aryl halides + selenide	13-04	alkylation of sulfones	10-67
from alkyl halides	10-26	alkylation of sulfones and Michael addition	10-71 15-31
SELENOCARBONATES		aromatic compounds + sulfonic acids	11-09
from isocyanates	16-08	aromatic compounds + sulfonyl halides	11-09
SELENOETHER-ALDEHYDES		aryl halides + sulfonate	13-04
aldehyde + diselenide	12-14	oxidation of sulfoxides	19-31
SELENOETHER-KETONES		oxidation of thioethers	19-31
ketone + diselenide	12-14	sulfones + organometallics	10-61
SELENOXIDES		sulfonyl halides + arylboronic acids	16-105
alkylation of selenoxides	10-71	sulfonyl halides + organometallics	16-105
SILANES		SULFONIC ACIDS	
addition of silanes to alkene	15-19	aryl halides + sulfonates	13-04
and dyotropic rearrangement	18-44	hydrolysis of sulfonyl halides	16-100
aryl halides + silanes	13-16	oxidation of sulfur compounds	19-30
from metalated aryls	10-55	oxidation of thiols	19-30
		rearrangement of aryl sulfones	13-33
SULFINIC ACIDS		reduction of sulfonyl halides	16-104
RM (M = a metal) + sulfonating agents	12-30	sulfonation of aromatic compounds	11-07

sulfonation of aromatic compounds	11-36	THIOESTERS	
sulfonation of methylene	19-16	acyl halides + thiols	16-69
SULFONIUM SALTS		esters + sulfur reagents	16-11
alkyl halides + thioethers	10-26	THIOETHER-ALDEHYDES	
SULFONYL IMINES		aldehyde + disulfides	12-14
sulfonamides + aldehydes	16-18	THIOETHER-KETONES	
SULFOXIDES		enol ethers + disulfides	12-14
alkylation of sulfoxides	10-67	ketone + disulfides	12-14
aromatic compounds + sulfonyl halides	11-09	THIOETHERS (SULFIDES)	
oxidation of thioethers	19-31	alkenes + thiols	15-07
TELLURIDES		aromatic compounds + sulfones	11-23
from alkyl halides	10-26	aryl halides + alkyl sulfides	13-04
THIRANES (EPISULFIDES)		aryldiazonium salts + sulfide	13-21
diazo compounds + sulfur	16-48	aryldiazonium salts + thiols	13-21
alkenes + sulfur reagents	15-50	from alcohols	10-26
from epoxides	10-26	from alkyl halides	10-26
from halo-ketones	10-9	from ammonium salts	10-26
thioketones + sulfur ylids	16-48	from dihalides	10-26
THIOAMIDES		Michael addition	15-31
amides + sulfur reagents	16-11	with <i>S</i> nucleophiles	
amides + sulfur reagents	16-70	rearrangement of sulfonium salts	18-21
from nitriles	16-04	reduction of sulfones	19-72
THIOCARBAMATES		reduction of sulfoxides	19-72
from isocyanates	16-08	sulfur + alkyl organometallics	12-30
hydrolysis of thiocyanates	16-04	thiols + arylboronic acids	13-04
THIOCARBOXYLIC ACIDS		thiophenols + aromatic compounds	13-04
acyl halides + sulfur reagents	16-69	THIOKETONES	
THIOCYANATES		ketones + sulfur reagents	16-11
aryl halides + thiocyanate	13-04	THIOLACTAMS	
aryldiazonium salts + thiocyanate	13-21	lactam + sulfur reagents	16-11
from alkyl halides	10-30	lactones + sulfur reagents	16-11
from amines	10-30	THIOLS	
		alkyl halides + hydrogen sulfide or HS ⁻	10-25
		aryl halides + sulfide	13-04

aryldiazonium salts + hydrogen sulfide	13-21	VINYL ETHERS (including silyl enol ethers)	
from alcohols	10-25		
hydrolysis of Bunte salts	10-28	alcohol + enol ester	10-13
reduction of disulfides	19-75	alcohol + enol ether	10-13
reduction of sulfonyl halides	19-71	by the Wittig reaction	16-44
sulfur + alkyl organometallics	12-30	cleavage of acetals or ketones	17-02
THIOUREAS		form esters	16-45
amines + CS ₂	16-22	from aldehydes	12-17
isothiocyanates + amines	16-20	from ketones	12-17
		from phenols	10-8
TRIAZOLES		peroxides + vinyl-M (M = a metal)	12-26
alkenes + alkyl halides	15-58	Petasis alkenylation	16-45
		Tebbe alkenylation	16-45
TRIAZOLINES		VINYL PHOSPHINES	
alkenes + alkyl azides	15-58	alkynes + phosphines	15-08
TRIENES		VINYL SILANES	
aromatic compounds + carbenes	15-64	addition of silanes to alkynes	15-19
cycloaddition of dienes	15-66		
ring opening of cyclic dienes	18-27	VINYL SULFIDES	
		alkynes + thiols	15-07
TRIHALIDES		ketones + thiols	16-11
acyl halides + halogenating agents	16-23	VINYL SULFONES	
cleavage of methyl ketones	12-44	alkynes + sulfonyl halides	15-42
		from sulfinic acid salts	10-29
TRIOXANES		XANTHATES	
from aldehydes	16-92	carbon disulfide + alcohols	16-10
UREAS			
amines + CO ₂	16-22		
isocyanates + amines	16-20		

AUTHOR INDEX

Entries in this index refer to chapter number (**boldface**) and reference number.

- Aalbersberg, W.G.L., **17-0227**
Aalten, H.L., **11-0615**
Aamouche, A., **04-0114**
Aaron, H.S., **01-0087**, **03-0037**
Aarts, G.H.M., **15-0012**
Aarbri, M., **10-1419**, **12-0272**,
12-0297
Abatjoglou, A.G., **05-0130**
Abazi, S., **15-1247**
Abbadi, A., **16-0431**
Abbas S., **19-1335**
Abbassi, M., **19-0807**, **19-0865**
Abbiati, G., **15-2423**
Abbott, D.E., **10-1187**
Abbott, S.J., **04-0031**
Abbotto, A., **05-0115**, **05-0194**
Abboud J.M., **08-0235**
Abboud, J.L.M., **08-0228**
Abboud, J.M., **02-0371**, **03-0015**, **10-0443**, **10-0448**
Abboud, K.A., **10-1462**
Abdel-Magid, A.F., **16-0362**,
16-1024, **19-0913**, **19-0956**
Abdel-Malik, M.M., **10-0290**,
11-0594
Abdesaken, F., **01-0011**
Abdi, S.H.R., **15-1830**
Abdourazak, A.H., **02-0360**
Abduljaber, M.H., **10-0196**
Abdulla, N.I., **18-0400**
Abdulla, R.F., **10-1599**
Abe, H., **10-1565**, **11-0328**, **12-0503**,
13-0135, **13-0146**, **19-1156**
Abe, M., **15-1217**, **16-2092**
Abe, S., **10-1417**, **11-0285**,
19-0526
Abe, T., **10-0448**, **15-0168**
Abe, Y., **10-0375**, **15-1359**
Abel, E.W., **12-0276**
Abel, T., **16-0563**
Ábele, E., **10-0767**
Abele, E., **13-0570**
Abele, R., **13-0570**
Abell, A.D., **10-1518**, **16-1340**
Abell, C., **16-1793**
Abell, P.I., **15-0050**, **15-0054**,
15-0058
Abella, C.A.M., **11-0438**
Abelman, M.M., **17-0170**
Aben, R.W., **16-2081**
Abenħaïm, D., **16-0493**
Abenħaïm, D., **16-0683**
Abeywickrema, A.N., **13-0706**,
13-0713
Abeywickreyma, A.N., **05-0310**
Abidi, S., **10-1191**
Abidi, S.L., **17-0323**
Abiko, A., **15-2297**, **16-0985**,
16-1142, **16-1315**
Abiko, S., **18-0453**
Abiko, T., **18-0727**
Abiraj, K., **19-1153**, **19-1749**
Abis, L., **18-0193**
Ablenas, F.J., **19-1619**
Abokitse, K., **19-1022**
About-Jaudet, E., **19-0612**
Abraham, L., **18-0405**, **18-0666**,
18-0702
Abraham, M.H., **03-0002**, **08-0101**,
03-0015, **04-0333**, **08-0132**,
08-0133, **10-0429**, **10-0432**,
10-0443, **10-0448**, **10-1320**,
12-0002, **12-0020**, **12-0021**,
12-0023, **12-0024**, **12-0038**,
12-0040, **12-0424**, **12-0431**,
12-0482, **12-0504**, **12-0551**
Abraham, N.A., **11-0391**
Abraham, R.J., **04-0283**,
04-0284, **04-0314**, **04-0332**,
04-0345, **04-0384**, **15-0016**
Abraham, S., **10-0958**, **19-1594**
Abraham, W., **02-0158**
Abraham, W.D., **15-1109**, **18-0235**
Abrahams, S.C., **01-0082**
Abrahamson, E.W., **18-0476**
Abrahamsson, P., **16-0979**
Abraitys, V.Y., **15-2236**
Abram, T.S., **05-0067**
Abramenkov, A.V., **04-0437**
Abramov, A.I., **16-1480**
Abramovitch, A., **18-0449**
Abramovitch, R.A., **05-0396**,
05-0406, **05-0411**, **07-0105**,
07-0116, **11-0068**, **13-0580**,
13-0739, **14-0286**, **14-0331**,
18-0283, **18-0715**
Abrams, J.N., **19-0688**
Abrams, S.R., **12-0067**, **19-0737**
Abrouki, Y., **15-1029**, **15-1328**
Abrunhosa, I., **10-1454**
Abt, A., **19-1764**
Abu-Hasanayn, F., **05-0193**,
12-0420
Abu-Omar, M.M., **15-1754**
Abu-Raqabah, A., **05-0284**
Aburatani, R., **04-0175**
Aburel, P.S., **15-0996**, **16-0899**
Acemoglu, M., **15-1969**
Acevedo, O., **13-0002**
Acharya, J., **10-0835**
Achiwa, K., **15-0607**, **15-1932**,
18-0551, **19-0659**, **19-1366**
Achmatowicz Jr., O., **16-1481**,
16-1482
Achmatowicz, O., **15-0984**
Acke, M., **16-0182**
Ackerman, J.H., **04-0508**
Ackerman, J.J.H., **10-1742**
Ackerman, L., **15-0367**,
18-0772

- Ackermann, L., 15-0331,
15-0357, 15-0367, 15-0776,
15-0835
- Acott, B., 18-0271
- Acton, N., 04-0440
- Adachi, K., 12-0170
- Adachi, M., 10-0850, 11-0390,
11-0524, 11-0530
- Adachi, S., 15-1014
- Adam, G., 10-1023
- Adam, J., 14-0182
- Adam, M., 19-1210
- Adam, W., 05-0257, 07-0045,
07-0048, 07-0054, 11-0563,
12-0435, 14-0229, 15-0991,
15-1741, 15-1743, 15-1766,
15-1768, 15-1769, 15-1791,
15-1807, 15-1812, 15-1826,
15-1828, 15-1832, 15-1841,
15-1845, 15-1849, 15-2153,
15-2157, 15-2159, 15-2161,
16-1649, 16-2088, 16-2089,
17-0415, 17-0502, 18-0070,
18-0361, 18-0463, 18-0487,
18-0495, 18-0853, 19-0010,
19-0205, 19-0211, 19-0237,
19-0262, 19-0488, 19-0504,
19-0540, 19-0542, 19-0547
- Adams, A.D., 19-0065
- Adams, C., 19-1063
- Adams, C.M., 18-0903,
18-0757, 19-1001
- Adams, D.B., 04-0035
- Adams, D.G., 05-0171
- Adams, D.J., 09-0109
- Adams, D.R., 16-1462
- Adams, H., 03-0069, 04-0372,
16-0803
- Adams, H.J., 16-1383
- Adams, J., 03-0018, 12-0348,
12-0368, 15-2292, 16-1378
- Adams, J.P., 10-1672, 12-0260
- Adams, J.S., 05-0298
- Adams, J.T., 16-2014
- Adams, N.D., 16-0557
- Adams, R., 04-0001, 04-0013,
04-0055, 04-0056, 16-1881,
18-0623
- Adams, R.D., 04-0519
- Adams, R.M., 04-0098
- Adams, W.R., 14-0227, 15-2151
- Adamsky, F., 18-0559
- Adapa, S.R., 10-1849, 14-0205,
15-1020, 16-0087, 18-0357
- Adcock, J.L., 14-0130
- Adcock, W., 01-0042, 04-0340,
05-0092, 09-0060
- Adcock, J.L., 10-0323
- Addadi, L., 04-0102, 04-0188,
04-0188
- Address, K.J., 10-1150
- Addy, J.K., 10-0495
- Adelaere, B., 16-0209
- Adema, E.H., 11-0377
- Ader, J.C., 10-1006
- Adewuyi, Y.G., 07-0085
- Adger, B.M., 19-1225
- Adibi, H., 16-0083, 19-0152,
19-0803
- Adickes, H.W., 10-1733,
10-1735, 10-1736, 18-0347
- Adimurthy, S., 11-0296
- Adinolfi, M., 15-1685
- Adjabeny, G., 13-0491
- Adkins, H., 19-1092
- Adkins, J.D., 19-1106
- Adkins, S., 15-1776
- Adler, A., 15-1017
- Adler, E., 19-0269, 19-0314
- Adlhart, C., 18-0833
- Adlington, M.G., 19-1450
- Adlington, R.M., 17-0268,
18-0159, 18-0175
- Adolfsson, H., 15-1707,
15-1753, 16-0788, 16-0792,
16-0806, 18-0773
- Adrian Jr., J.C., 16-0867,
16-0886
- Adrian, F.J., 05-0219, 05-0283
- Adrio, J., 12-0262, 15-1418
- Adude, R.N., 11-0211
- Aebisher, D., 15-0149
- Aechtner, T., 15-2400
- Aelterman, W., 19-1328
- Aerssens, M.H.P.J., 15-0502
- Aeungmaitrepirom, W., 03-0136
- Afanas'ev, I.B., 09-0016,
09-0061, 15-0064
- Afanas'eva, L., 10-1835,
19-0616
- Affanasiev, V.V., 12-0524
- Affandi, H., 10-1027
- Afonso, C.A.M., 09-0116,
10-1151, 10-1213, 15-1703,
15-1703, 16-0779
- Agababyan, A.G., 16-0392,
16-0393
- Agadzhanyan, Ts.E., 18-0888
- Agam, G., 03-0194
- Agami, C., 10-1493, 16-1072,
16-1403
- Aganov, A.V., 06-0056
- Agapiou, K., 16-0720
- Agarrabetia, A.R., 18-0570
- Agarwal, A., 19-0831
- Agarwal, S., 19-0080, 19-0249
- Agata, I., 10-1426
- Agawa, T., 19-1304
- Agbaria, K., 03-0124
- Agdeppa Jr., D.A., 18-0126
- Ager, D., 12-0311, 16-1233
- Ager, D.J., 10-1693, 13-0238,
14-0413, 16-1232, 16-1243,
19-1467
- Aggarwal, V., 16-0473
- Aggarwal, V.K., 04-0372,
12-0323, 15-0851, 15-0974,
15-0986, 15-2301, 16-0743,
16-0774, 16-0777, 16-0803,
16-0947, 16-0949, 16-1230,
16-1326, 16-1371, 16-1383,
16-1386, 18-0250, 18-0800
- Aggen, D.H., 16-0174
- Aghapoor, G., 17-0466
- Aghapoor, K., 19-0101
- Aghapour, G., 10-1106, 18-0660
- Aghmiz, A., 10-1454
- AgirBas H., 05-0323
- Agmon, N., 08-0141
- Agnihotri, R.K., 15-0549
- Agranat, A., 02-0186
- Agranat, I., 02-0360, 04-0187,
11-0447, 11-0607
- Agrios, K.A., 18-0297
- Aguero, A., 16-1366, 16-1367,
19-0718
- Aguirre, G., 16-1438
- Aguirre, S., 11-0327, 15-2398
- Agwada, V.C., 16-0372
- Agwaramgbo, E.L.O., 16-1234
- Ahamed, M., 19-0120
- Ahern, M.F., 13-0691
- Ahiko, T.-a., 16-0698
- Ahlberg, P., 03-0057, 06-0059,
08-0209, 17-0050, 17-0056,
17-0147, 17-0216, 18-0009
- Ahlbrecht, H., 10-1492,
10-1662, 10-1716, 10-1729
- Ahmad, A., 17-0457
- Ahmad, M., 10-0527, 16-0344
- Ahmad, S., 12-0316, 16-1614,
16-1725, 18-0700
- Ahmad, T., 12-0468
- Ahmadi, N., 10-0928
- Ahman, J., 05-0081, 10-1635,
13-0188, 13-0587, 18-0545,
18-0419
- Ahmar, M., 15-1445
- Ahmberg, C.H., 14-0409,
19-1593
- Ahmed, E.A.A., 10-0341,
18-0408
- Ahmed, G., 15-1773, 15-1782,
15-1958
- Ahmed, M., 15-0333, 15-0342,
16-0306, 16-0355, 18-0793,
19-1521
- Ahmed, M.S.M., 13-0629
- Ahmed, Md.M., 10-1549
- Ahmed, S., 19-1487

- Ahn, C., 10-0703, 13-0637, 19-0523
 Ahn, H., 16-0596
 Ahn, J.H., 10-1166, 16-0548, 19-1299
 Ahn, K.-H., 15-1834, 19-0800
 Ahn, K.H., 13-0506, 15-0934, 15-0995, 15-1312, 16-1975
 Ahn, T.W., 15-0933
 Ahn, Y., 16-1955, 19-1160
 Ahn, Y.M., 18-0777
 Ahola, C.J., 04-0494
 Ahond, A., 16-0402
 Ahonen, M., 16-0562
 Ahramjian, L., 16-1216
 Ahrendt, K.A., 15-2051
 Ahrens, A.F., 10-0345
 Ahuja, J., 15-1694
 Aida, T., 10-0805, 10-1098, 15-0906, 15-1837, 19-0852
 Aihara, H., 15-0876, 19-1005
 Aihara, J.-i., 02-0027, 02-0313
 Aihara, J., 02-0006, 02-0345
 Aihara, M., 10-1040
 Aikawa, K., 04-0061, 16-0571
 Aikawa, T., 11-0332, 16-0545
 Aikawa, Y., 15-1055
 Ainslie, R.D., 12-0554
 Ainsworth, C., 16-2038, 19-1739
 Aires-de-Sousa, J., 15-1891
 Ait Haddou Mouloud, H., 10-1308
 Ait-Mohand, S., 16-0572
 Aitken, E.J., 08-0234
 Aitken, R.A., 17-0264, 17-0265, 17-0266
 Aizawa, T., 16-0434, 17-0487
 Aizenshtat, Z., 13-0481
 Aizman, A., 10-0032
 Aizpurua, J.M., 10-1141, 16-0372, 16-0810, 19-0908
 Ajami, D., 02-0340, 19-0101, 19-0102, 19-0147, 19-0153, 19-0154
 Ajamian, A., 15-0809, 15-0835
 Ajiki, K., 19-0859
 Ajithkumar, E.S., 07-0062
 Ajjou, A.N., 19-0157
 Akaba, R., 19-0367
 Akabori, S., 07-0058, 10-0490, 13-0218, 19-1487
 Akada, T., 11-0540
 Akamanchi, K.G., 10-1067, 17-0430, 19-0155, 19-0810, 19-0965
 Akao, H., 04-0106
 Akasaka, M., 18-0685
 Akasaka, T., 15-1892, 19-0834, 19-0852, 19-1604
 Akashi, K., 15-1661, 19-0079
 Akashi, M., 15-2428
 Akazome, M., 15-0340, 16-0268, 19-1247
 Akehi, M., 10-0641
 Akelah, A., 16-1817
 Åkermark, B., 10-1504, 13-0393, 14-0252, 14-0252, 15-0328, 15-0329, 19-0721, 13-0396
 Akhbari, M., 13-0092
 Akhlaghinia, B., 10-0708, 10-1807
 Akhmatdinov, R.T., 05-0053, 10-0528
 Akhmedov, N.G., 16-1993
 Akhmetova, N.E., 17-0308
 Akhrem, A.A., 10-0494, 15-0533, 18-0194, 18-0556
 Akhrem, I., 10-1835, 14-0139, 19-0616
 Akhtar, M., 14-0207, 18-0872
 Akhtar, M.I., 15-0124
 Akiba, D., 16-1384
 Akiba, K., 16-0645, 19-1301
 Akiba, M., 15-1586
 Akila, S., 11-0473
 Akimoto, H., 12-0695
 Akine, S., 03-0135
 Akins, B.G., 11-0120
 Akita, M., 10-0688
 Akita, Y., 13-0128
 Akiyama, F., 19-1718
 Akiyama, K., 05-0317
 Akiyama, M., 19-1391
 Akiyama, R., 10-1586, 13-0487, 15-0420, 15-1705, 16-0871
 Akiyama, S., 02-0301, 02-0326, 02-0328, 19-0066
 Akiyama, T., 11-0649, 15-2377, 16-0409, 16-0644, 16-0871, 16-0873, 16-1103
 Akiyama, Y., 16-1854
 Akiyoshi, K., 10-1634
 Akkerman, O.S., 12-0566, 12-0583, 12-0585, 12-0604, 12-0613
 Akritopoulou, I., 16-1356
 Aksel'rod, Zh.I., 11-0068
 Aksenov, V.S., 10-0315
 Aksnes, G., 16-1338, 17-0119
 Akula, M.R., 13-0714, 19-1500
 Akutagawa, S., 14-0246, 19-1026, 19-1027
 Akutsu, K., 19-1773
 Al Jihad, I., 08-0197
 Al Neirabeyeh, M., 19-0708
 Al-Aseer, M.A., 16-0538
 Al-Awadi, N.A., 17-0133
 Al-Borno, A., 12-0650
 Al-Duri, B., 15-1950
 Al-Haq, N., 19-0118
 Al-Ka'bi, J., 11-0608
 Al-Mallah, K.Y., 18-0400
 Al-Sader, B.H., 15-1945, 18-0589
 Al-Shalchi, W., 16-1559
 Al-Talib, M., 05-0060, 11-0455
 Al-Tel, T.H., 15-2436
 Alabugin, I.V., 05-0029
 Aladro, F.J., 14-0177, 15-1710
 Alajarin, M., 16-0434, 17-0425
 Alam, M.M., 15-1020, 18-0357
 Alam, N., 13-0058, 13-0127, 13-0343
 Alamdari, R.F., 10-1127
 Alami, M., 10-1410, 10-1413, 13-0325, 13-0559
 Alarcon, S.H., 02-0423
 Alarid-Sargent, M., 16-2100
 Alauddin, M.M., 15-2002
 Alauze, V., 10-0960, 16-0747
 Albanese, D., 10-0951, 13-0324, 19-1250
 Albaneze-Walker, J., 13-0541, 13-0606
 Albano, C., 10-0178
 Albanov, A.I., 19-1789
 Albeck, M., 17-0055
 Albéniz, A.C., 13-0366
 Albert, K., 19-0191
 Albert, M., 15-1042
 Albert, S., 15-0234
 Alberti, A., 10-1209, 15-0705
 Albery, W.J., 06-0022, 06-0024, 06-0026, 08-0139, 10-0352
 Albini, A., 07-0025, 13-0072, 19-0777, 19-1544
 Albizati, K.F., 19-0132
 Albonico, S.M., 15-1585
 Alborz, M., 16-1571
 Albrech, H., 08-0067
 Albrecht, M., 19-0970
 Albrecht, P., 11-0344
 Albright, J.D., 10-1663, 19-0160, 19-0163, 19-0166
 Albright, T.A., 01-0001, 12-0278
 Alcaide, B., 16-0729
 Alcaidi, B., 16-1041
 Alcais, P., 15-0036
 Alcaraz, L., 16-1381, 17-0211
 Alcazar-Roman, L.M., 13-0173
 Alcock, N.W., 04-0061
 Alcock, W.G., 19-0361
 Alconcel, L.S., 08-0216
 Alcorn, P.G.E., 11-0073
 Alcudia, F., 04-0357, 04-0362
 Alden, L., 16-1894
 Alder, K., 15-0961, 15-2050

- Alder, R., **04-0236**
Alder, R.W., **04-0237, 04-0238, 04-0239, 04-0240, 04-0241, 04-0244, 04-0248, 04-0249, 08-0086, 08-0181, 08-0186, 13-0116, 18-0523, 18-0524**
Aldersey-Williams, H., **02-0355**
Alderson, T., **15-0796**
Alderweireldt, F.C., **04-0017**
Aldous, G., **05-0092**
Aldred, S.E., **10-0750**
Aldridge, C.L., **15-1498**
Alekseeva, L.A., **16-0448**
Aleksiuk, O., **03-0124, 11-0345**
Alemany, L.B., **14-0002**
Alemdaroglu, N.H., **15-1495**
Aleskerov, M.A., **10-1476, 17-0003**
Aleskovskii, V.B., **14-0228, 15-2156**
Alessi, D.M., **04-0175**
Alewood, P.F., **12-0232**
Alexakis, A., **04-0111, 10-1295, 10-1339, 10-1437, 10-1471, 10-1520, 10-1525, 10-1531, 10-1538, 10-1543, 10-1550, 15-0947, 15-0949, 15-0952, 15-0955, 15-0994, 15-1004, 15-1062, 15-1066, 15-1092, 15-1133, 15-1136, 15-1137, 17-0217, 17-0218, 19-1692**
Alexander, C.W., **10-1273, 15-1084**
Alexander, D.W., **18-0852**
Alexander, R., **04-0372, 17-0072**
Alexander, V.M., **11-0303**
Alexanian, V., **16-1665**
Alfassi, Z.B., **05-0202**
Algarín, W., **17-0428**
Ali, H., **07-0101**
Ali, I.S., **19-0752**
Ali, M., **10-0557**
Ali, M.B., **15-2096**
Ali, M.H., **13-0179, 19-0074, 19-0074, 19-0854**
Ali, M.M., **11-0473**
Ali, S.I., **15-1635**
Ali, T., **15-2131**
Aliyan, H., **10-0670, 16-0173, 16-1671**
Alkabets, R., **15-0498**
Alker, D., **14-0133, 14-0134**
Alkorta, I., **02-0348, 08-0012**
Allaire, F.S., **13-0708**
Allan, G.R., **04-0199**
Allavena, C., **15-1199**
Allegretti, M., **13-0504, 15-1924, 16-1865**
Allemann, C., **16-1029**
Allen Jr., D.S., **19-0399**
Allen, A.D., **02-0238, 05-0055, 10-0083, 10-0209, 10-0294, 15-0024, 15-0079, 16-1572**
Allen, C.F.H., **19-1458**
Allen, D., **15-0421**
Allen, D.J., **12-0630**
Allen, E.E., **19-0708**
Allen, F.H., **01-0052, 01-0063, 01-0070, 02-0031, 03-0017, 03-0070, 04-0097, 04-0464**
Allen, J.C., **15-1357**
Allen, J.G., **15-0606**
Allen, J.V., **15-1813**
Allen, L.C., **01-0026, 03-0001, 04-0033, 04-0247, 04-0298, 05-0002, 05-0076**
Allen, L.E., **14-0456, 14-0457**
Allen, N.T., **16-0659**
Allen, R.G., **15-0055**
Allen, R.H., **11-0600, 11-0601**
Allen, W.D., **02-0062**
Allenmark, S., **18-0672**
Allenmark, S.G., **04-0173**
Allerhand, A., **03-0052, 03-0058, 16-0988**
Alleston, D.L., **19-1306**
Allin, S.M., **18-0610**
Allinger, J., **12-0028**
Allinger, N.L., **01-0053, 01-0087, 04-0261, 04-0263, 04-0279, 04-0296, 04-0331, 04-0350, 04-0387, 04-0399, 04-0400, 04-0406, 12-0668, 15-0437, 18-0872**
Allmendinger, H., **04-0175**
Allred, A.L., **03-0067**
Allred, E.L., **04-0445, 10-0106, 10-010, 10-0177**
Allukian, M., **18-0125**
Allwein, S.P., **18-0816**
Almeer, S., **11-0136**
Almeida, L.M.P.M., **07-0121**
Almeida, W.P., **16-0776**
Almendros, P., **16-1041**
Almond Jr., H.R., **16-1303**
Almond, M.R., **18-0272**
Almond, S.W., **18-0613**
Almy, J., **12-0031, 12-0064**
Alnajjar, M.S., **12-0631**
Alonso, D.A., **15-1901, 19-1028**
Alonso, E., **16-0949, 18-0800**
Alonso, F., **15-0506, 15-0507, 15-0928, 16-0839, 19-1311**
Alonso, I., **15-2063**
Alonso, R.A., **07-0096, 11-0647, 13-0062, 13-0589**
Alonso-Cires, L., **15-1873, 15-1880**
Alpatova, N.M., **15-0540, 19-0010**
Alper, H., **03-0083, 10-0453, 10-1193, 10-1855, 10-1859, 10-1860, 10-1861, 12-0541, 12-0747, 12-0748, 12-0750, 13-0292, 13-0368, 13-0557, 13-0599, 13-0600, 13-0602, 15-0341, 15-0524, 15-0579, 15-0961, 15-1383, 15-1385, 15-1398, 15-1401, 15-1460, 15-1463, 15-1466, 15-1478, 15-1487, 16-0187, 16-1289, 16-2123, 17-0223, 18-0143, 19-0336, 19-0726, 19-1361, 19-1454, 19-1598**
Alpha, S.R., **19-1765**
Alphonse, P., **15-2407, 19-0181**
Alsters, P.L., **15-1741**
Alston, P.V., **15-2005, 15-2044**
Alt, G.H., **10-1674, 10-1682**
Altamura, A., **19-0301**
Alterman, M., **13-0174, 13-0602, 19-1631**
Altland, H.W., **13-0099, 13-0100, 13-0263, 13-0284**
Altman, L.J., **10-1737, 14-0028**
Altmann, J.A., **02-0036**
Altona, C., **04-0354, 04-0365**
Altudaş, R., **19-0392**
Alumbaugh, R.L., **10-0497**
Alunni, S., **11-0470, 17-0101**
Aluotto, P.F., **08-0050**
Alvarado, L., **15-1523**
Alvarado, S.I., **13-0263, 13-0660**
Álvarez, E., **19-1022**
Alvarez, C., **16-2063, 19-0089**
Alvarez, E., **17-0155**
Alvarez, F.J., **06-0087**
Alvarez, F.S., **10-0693**
Alvarez, M.T., **10-1005**
Alvarez, P., **15-0194**
Alvarez, R., **13-0518**
Alvarez, R.M., **11-0471, 16-2057**
Alvarez, S.G., **10-1005, 19-1271**
Alvarez, J., **19-1438**
Alvarez-Builla, J., **11-0356, 12-0271, 13-0544**
Alvarez-Manzaneda, E.J., **15-0578, 16-1618, 17-0155, 19-0316, 19-0355, 19-0940**
Alvarez-Manzaneda, R., **17-0155**
Alvarez-Toledano, C., **19-0261**
Alverne, G., **12-0508, 15-0115, 15-1545, 16-0954**
Alves, E.F., **16-0687**
Alves, L.M., **16-0276**

- Alzérreca, A., **02-0220**
 Amabilino, D.B., **03-0184, 03-0191**
 Amano, S., **10-1818**
 Amantini, D., **10-0672, 10-1152**
 Amaratunga, S., **12-0541**
 Amaratunga, W., **12-0534**
 Amardeil, R., **13-0541**
 Amaresh, R.R., **11-0474**
 Amariglio, A., **04-0136**
 Amariglio, H., **04-0136**
 Amatore, C., **12-0277, 13-0054, 13-0058, 13-0089, 13-0127, 13-0343, 13-0462**
 Ambenge, R.O., **15-1583**
 Amberg, W., **15-1691, 15-1693, 15-1704**
 Ambidge, I.C., **10-0209**
 Ambroise, L., **15-1301**
 Ambrosetti, R., **15-0022**
 Ambroz, H.B., **05-0068, 13-0026, 13-0027**
 Amedio Jr., J.C., **12-0654**
 Amedio Jr., J.C., **19-0168**
 Amedjkouh, M., **08-0195, 17-0216**
 Amemiya, R., **10-1777**
 Amemiya, T., **15-1362**
 Amengual, R., **15-1125**
 Amer, I., **10-1855, 15-1478, 19-0622**
 Amer, M.I., **11-0528**
 Ameriks, M.K., **10-1856**
 Amey, A., **16-0475**
 Amice, P., **12-0155**
 Amick, D.R., **11-0519**
 Amiel, Y., **02-0291, 14-0303, 15-0050, 15-1600**
 Amii, H., **15-2, 19-1156**
 Amin, H.B., **09-0028**
 Amin, M., **17-0062, 17-0064**
 Amin, N.V., **15-0473**
 Amin, S., **19-0634**
 Amin, Sk.R., **19-1133**
 Amishiro, N., **15-1178**
 Amiya, T., **16-1604**
 Amorati, R., **01-0110**
 Amos, D.T., **15-2125**
 Amos, R.D., **04-0168, 04-0287**
 Amosova, S.V., **10-0775**
 Amouroux, R., **10-1125, 10-1134, 16-0516, 16-1933**
 Ampleman, G., **11-0052, 19-0922**
 Amrani, Y., **15-0598**
 Amrein, S., **19-1310**
 Amrollah-Madjidabadi, A.A., **10-0095**
 Amstutz, D., **05-0191**
 Amstutz, E.D., **17-0397**
 Amstutz, R., **05-0191, 05-0192**
 Amupitan, J.O., **19-1793**
 Amurrio, I., **16-1429**
 Amyes, T.L., **05-0011, 05-0019, 05-0094, 08-0063, 10-0058, 10-0083, 10-0084, 10-0527, 10-0533, 6-1936, 18-0304**
 An, G.-i., **18-0327, 19-0309**
 An, M., **15-0479**
 An, T.D., **17-0026**
 Anand, M., **18-0025**
 Anand, N.K., **16-0552**
 Anand, R.C., **16-1688**
 Anand, R.V., **10-0959, 15-1794, 16-0233**
 Ananikov, V.P., **15-0306**
 Anantkrishnan, S.V., **15-0027**
 Anastasia, L., **12-0296, 13-0552**
 Anastasiou, D., **15-1493**
 Anastassiou, A.G., **02-0253, 02-0256, 02-0257, 02-0258, 02-0274, 12-0235, 15-2282**
 Anatol, J., **16-2061**
 Anbar, M., **07-0066**
 Anbazhagan, M., **17-0150**
 Andappan, M.M.S., **07-0117, 13-0375**
 Andell, O.S., **15-1504**
 Anders, E., **05-0183**
 Anders, K., **14-0064**
 Andersch, J., **19-1794**
 Andersen, K., **13-0077**
 Andersen, K.K., **04-0029, 04-0047, 04-0048, 04-0213, 16-2141**
 Andersen, M.W., **15-0984**
 Andersen, N.G., **04-0161**
 Andersen, N.H., **05-0121, 10-0724, 19-1184**
 Andersen, P., **05-0283**
 Andersen, T.P., **16-1807**
 Andersh, B., **11-0235**
 Anderson III, F.E., **14-0163**
 Anderson Jr., A.G., **10-1135, 16-1888**
 Anderson, A.G., **11-0337**
 Anderson, A.M., **18-0146**
 Anderson, B.R., **04-0475**
 Anderson, C.E., **18-0689**
 Anderson, D.J., **15-1894**
 Anderson, E.D., **05-0342**
 Anderson, E.W., **04-0323, 10-0131**
 Anderson, G.J., **19-0639, 19-0640, 19-0642**
 Anderson, G.K., **10-1841, 15-1375**
 Anderson, H.J., **11-0068**
 Anderson, J.E., **04-0348**
 Anderson, J.C., **11-0556, 12-0354, 18-0419, 18-0687, 19-0475**
 Anderson, J.E., **04-0264, 04-0324, 04-0368, 04-0375**
 Anderson, J.M., **14-0339**
 Anderson, K.R., **01-0011**
 Anderson, K.R., **07-0080**
 Anderson, K.W., **11-0421, 13-0177, 13-0229**
 Anderson, L.L., **15-0352**
 Anderson, M.R., **18-0520**
 Anderson, O.P., **16-2099**
 Anderson, P.E., **09-0100**
 Anderson, P.H., **10-0269, 18-0098**
 Anderson, R., **10-0481, 12-0390, 16-1242**
 Anderson, R.J., **10-1557, 15-1080, 15-1940, 16-1980**
 Anderson, R.S., **19-1227**
 Anderson, S.R., **16-1629**
 Anderson, S.W., **10-0431, 10-0432, 10-0436, 19-1341**
 Anderson, T.J., **15-0280**
 Anderson, W.K., **16-0335, 18-0693**
 Andersson, C., **12-0305, 13-0361**
 Andersson, C.-M., **15-0276**
 Andersson, K., **02-0397**
 Andersson, P.G., **15-0230, 15-1696, 15-1895, 15-1901, 15-2119, 16-0858, 17-0219, 19-0536, 19-1028, 19-1155, 19-1710**
 Andisik, D., **10-1022, 15-0398**
 Ando, A., **16-1032, 19-0487**
 Ando, H., **10-1014, 11-0476**
 Ando, J.-i., **13-0449, 14-0323**
 Ando, K., **12-0092, 15-1042, 16-0706, 16-1319, 16-1332, 16-1590**
 Ando, M., **10-0676, 13-0415, 15-0993, 17-0343, 18-0340, 18-0359**
 Ando, T., **06-0067, 07-0083, 07-0098, 10-0063, 10-0163, 10-0170, 10-0171, 10-0202, 10-0971, 10-1789, 15-1896, 16-2045, 18-0332, 18-0754, 19-0106**
 Ando, W., **10-0785, 14-0234, 15-2158, 15-2313, 16-1754, 18-0215, 18-0218, 19-0834**
 Ando, Y., **15-0823**
 Andrade, C.K.Z., **16-0276, 16-0652, 16-0622, 16-0871**
 Andrade, J.G., **16-2042, 19-1286**

- Andrea, T., **16-0968**
 Andreades, S., **16-0456**
 Andreae, M.R.M., **18-0358**
 Andreas Hirsch, A., **02-0354**
 Andred' Avignon, D., **15-0239**
 Andree, R., **02-0277**
 Andreev, A.A., **10-1784**
 Andreev, S.A., **12-0711**
 Andreev, S.M., **16-1816**
 Andrejević, V., **14-0212**,
19-0274
 Andres, J., **10-0232**
 Andres, P.C., **16-0610**
 Andrés, J., **15-2057**
 Andrés, J.M., **16-0831**, **16-0837**,
16-1962
 Andresen, B.M., **15-0497**
 Andréu, P., **17-0176**, **17-0314**
 Andrews Jr., T.G., **02-0163**
 Andrews, A.E., **16-1352**
 Andrews, A.T., **13-0480**,
19-1028
 Andrews, B.K., **05-0298**
 Andrews, C.W., **10-0537**
 Andrews, G.C., **10-1726**,
18-0737
 Andrews, G.D., **15-0098**,
18-0589
 Andrews, L., **05-0204**, **05-0276**,
05-0340, **14-0167**, **19-0361**
 Andrews, L.J., **11-0271**,
17-0139
 Andrews, M.A., **17-0333**
 Andrews, P.C., **16-0883**
 Andrey, O., **15-0994**, **15-1004**
 Andriamialisoa, R.Z., **19-0479**
 Andrianov, K.A., **15-0705**
 Andrieux, J., **10-1023**
 Andringa, H., **15-0532**
 Andrioletti, B., **13-0470**
 Andrisano, R., **10-0264**
 Andrist, A.H., **15-0135**,
15-2111, **18-0498**
 Andriukhova, N.V., **13-0377**,
13-0391
 Andrukiewicz, R., **15-1242**
 Andrus, A., **10-1816**
 Andrus, M.B., **13-0353**,
15-1729, **16-0743**, **19-0530**,
19-0538
 Andrus, W.A., **10-0547**
 Andrussow, K., **08-0018**
 Andryukhova, N.L., **10-1306**
 Andrzejewski, D., **17-0253**,
17-0262
 Aneja, R., **12-0654**
 Anelli, P.L., **03-0204**, **03-0205**,
05-0253, **16-1705**, **19-0109**
 Anet, F.A.L., **01-0087**, **03-0106**,
04-0207, **04-0264**, **04-0320**,
04-0323, **04-0329**, **04-0335**,
04-0387, **04-0394**, **04-0467**,
10-10156, **18-0642**
 Anet, R., **04-0264**, **04-0467**
 Ang, K.P., **08-0049**
 Angel, L.A., **10-0016**
 Angelaud, R., **16-1383**
 Angeletti, E., **10-1583**
 Angelici, R.J., **15-1843**
 Angelini, G., **10-0009**, **10-0259**,
17-0095
 Angelis, Y., **15-1767**
 Angelis, Y.S., **19-0234**
 Angell, E.C., **19-0587**
 Angell, R.M., **16-0759**
 Angelo, B., **16-2038**
 Angeloni, A.S., **10-0264**
 Angeloni, L., **16-0392**
 Angelov, Kh.M., **15-0060**
 Angibeaud, P., **15-0467**
 Angiolini, L., **16-0392**
 Angioloni, S., **04-0314**
 Angle, S.R., **18-0247**
 Angus Jr., R.O., **04-0488**
 Angus, J.C., **17-0041**
 Angyal, S.J., **04-0261**, **04-0263**,
04-0350, **04-0363**, **04-0387**,
19-0328, **19-0651**
 Anh, N.T., **01-0048**, **04-0137**,
16-1022
 Anilkumar, G., **12-0252**
 Anilkumar, R., **18-0333**
 Anjaneyulu, S., **10-0865**,
10-1549, **16-0749**, **16-0930**,
18-0301, **18-0662**
 Anjum, A., **19-0705**
 Ankala, S.V., **13-0111**
 Ankati, H.B., **19-1266**
 Anker, D., **15-0115**
 Anker, W., **02-0282**
 Anlauf, U., **16-1786**
 Annaka, K., **13-0541**
 Annby, U., **15-0276**
 Annese, C., **19-0235**
 Anniyappan, M., **15-2119**
 Annoura, H., **11-0521**
 Annunziata, R., **04-0029**,
05-0138, **11-0607**, **15-1697**,
16-1118
 Anosike, P., **15-2040**
 Ansari, I.A., **19-0194**
 Ansari, M.H., **19-1021**
 Ansell, H.V., **11-0049**, **11-0072**
 Ansell, M.F., **15-0271**, **16-1874**
 Anselme, J., **06-0015**, **16-2094**,
18-0238, **18-0739**
 Anselmi, C., **10-1418**, **15-0125**
 Ansersh, B., **10-1390**
 Ansmann, A., **15-2179**
 Anson, M.S., **13-0411**, **13-0412**
 Antebi, S., **13-0599**
 Anteonis, M., **10-0078**,
16-0182, **16-1469**
 Anthony, J.E., **02-0323**,
15-2394, **18-0490**
 Antilla, J.C., **13-0201**, **13-0207**,
13-0212
 Anton, D.R., **17-0301**
 Antonioletti, R., **15-1558**,
15-1818
 Antonioti, S., **18-0151**
 Antonova, N.D., **16-1480**
 Antony, A., appendixA-0001
 Antoulinakis, E.G., **12-0359**
 Antras, F., **15-1445**
 Antunes, A.M.M., **15-1907**
 Antúnez, S., **04-0327**
 Anunziata, J.D., **13-0013**
 Anuradha, K., **15-1340**
 Anuradha, M.V., **16-1769**
 Anvia, F., **08-0092**, **08-0161**
 Anwer, M.K., **11-0645**
 Anzai, J., **19-0689**
 Aoi, K., **10-1446**
 Aoki, K., **10-1230**, **15-1685**,
15-2198
 Aoki, M., **19-0706**, **19-0816**
 Aoki, O., **19-1663**
 Aoki, S., **10-1358**, **10-1372**,
12-0656, **13-0595**
 Aoki, T., **11-0390**, **16-0687**
 Aoki, Y., **15-2337**
 Aono, M., **15-1932**
 Aonuma, S., **05-0117**, **05-0201**
 Aouad, E., **12-0371**
 Aoyagi, K., **15-1313**
 Aoyagi, T., **16-1708**
 Aoyagi, Y., **16-0818**
 Aoyama, H., **16-1307**
 Aoyama, M., **15-1187**
 Aoyama, N., **16-0619**,
16-0753
 Aoyama, T., **12-0512**, **16-0947**,
18-0216, **18-0231**
 Aoyama, Y., **03-0149**
 Aparicio, D., **16-0304**
 Aped, P., **04-0366**
 Apeloig, Y., **02-0080**, **02-0395**,
05-0263, **10-0177**, **10-0178**,
10-0247, **10-0255**, **13-0031**,
15-1790, **15-2116**
 Apfel, R.E., **07-0068**,
07-0067
 Apler, H., **10-1551**
 Apodaca, R., **16-0354**
 Aponte, G.S., **18-0070**
 Apparu, M., **15-0187**, **17-0206**
 Appel, R., **01-0009**, **10-1099**,
17-0459, **17-0484**
 Appelbaum, A., **14-0263**

- Appella, D.H., **15-0425, 15-0592**
 Appelman, E.H., **15-1570**
 Appendino, G., **16-0984**
 Appl, M., **18-0285**
 Applegate, L.E., **10-0262**
 Applegath, F., **12-0736**
 Appleman, J.O., **16-2071**
 Applequist, D.E., **02-0059, 04-0050, 05-0102, 10-1234, 12-0013, 14-0047, 5-0142**
 Applequist, J., **04-0050, 04-0127, 04-0146, 15-0597**
 Appleton, R.A., **19-1338**
 Appukkuttan, P., **07-0119, 07-0121, 13-0547**
 Aprahamian, N.S., **11-0305**
 Aprile, C., **15-0224**
 ApSimon, J., **04-0136**
 ApSimon, J.W., **04-0136**
 Aquino, L.B., **11-0437, 11-0438**
 Arabindoo, B., **19-0085**
 Arad, D., **02-0080, 02-0395, 10-0177, 10-0178, 13-0031**
 Arad-Yellin, R., **04-0164, 04-0165, 09-0012**
 Arai, H., **16-1011**
 Arai, K., **16-1840**
 Arai, M., **10-1372, 13-0407, 14-0192, 18-0127, 18-0316**
 Arai, S., **12-0068, 15-1791, 15-1807, 15-1807, 16-1008, 16-1221, 16-1225, 16-1229, 16-1314, 16-1392**
 Arai, T., **15-0156, 15-1808**
 Araki, H., **12-0289, 13-0509**
 Araki, K., **03-0126, 10-0309, 10-1347, 19-1574**
 Araki, M., **15-2010, 16-1937**
 Araki, S., **10-0221, 10-1512, 10-1549, 15-1400, 16-0600, 16-0606, 16-0645, 16-0678, 16-0816, 16-0874, 16-0878, 16-1393**
 Araki, T., **18-0357**
 Araki, Y., **05-0250, 19-0946**
 Arabbian, M., **11-0292**
 Aramendia, M.A., **13-0525, 13-0576**
 Aramini, A., **16-1865**
 Araneo, S., **19-0612**
 Arapakos, P.G., **12-0691**
 Arase, A., **12-0546, 15-1183, 15-1192**
 Arata, K., **02-0383, 08-0015**
 Araújo, M.A., **16-0582**
 Arbuzov, B.A., **18-0096**
 Arbuzov, P.V., **14-0158**
 Arbuzov, Yu.A., **15-2151, 16-1480**
 Arcadi, A., **11-0654, 13-0480, 13-0504, 15-0245, 15-0848, 15-2423, 16-0163, 16-0279**
 Arcand, H.R., **18-0685**
 Arcari, A.R., **16-0154**
 Arcari, J.T., **16-1352**
 Arce de Sanabria, J., **11-0563**
 Arcelli, A., **10-0900, 10-0916**
 Archelas, A., **10-0582**
 Archer, C.M., **16-0510**
 Archer, D.A., **17-0244**
 Archer, S., **18-0874**
 Arcoria, A., **16-2143**
 Ardakani, A., **15-1782**
 Ardoin, N., **13-0077**
 Arduengo III, A.J., **05-0382, 12-0365**
 Arena, C.G., **10-1453, 15-1136**
 Arend, M., **16-0406**
 Arends, I.W.C.E., **15-1739, 15-1750, 15-1753, 18-0355, 19-0181, 19-0183, 19-0225, 18-0350**
 Arens, J.F., **10-1536, 15-0216, 15-0217**
 Arentsen, K., **13-0480**
 Arenz, T., **16-1195**
 Aretakis, A.J., **15-0101**
 Argabright, P.A., **10-1033, 13-0667, 17-0286**
 Argade, A.B., **19-0538**
 Argade, N.P., **15-0161**
 Argile, A., **05-0378, 09-0021, 15-0016**
 Argyropoulos, J.N., **10-1602, 16-0974, 19-0974**
 Arhart, R., **14-0158**
 Arias, L.A., **15-1776**
 Arifuddin, M., **16-0084, 16-0088, 16-0089, 16-0337, 19-1267**
 Ariga, M., **15-1939**
 Arigoni, D., **04-0021, 15-0781, 17-0504, 19-0470**
 Arii, T., **15-2374**
 Arikani, N., **16-0334**
 Arimitsu, S., **17-0175**
 Arime, T., **16-0823**
 Arimoto, K., **15-0587, 15-1019, 18-0357**
 Arimura, T., **15-0176**
 Arinich, A.K., **11-0582**
 Arisawa, M., **10-0831, 10-1777, 14-0175, 15-0780, 18-0331**
 Arison, B.H., **15-1945**
 Ariza, X., **16-1759**
 Arjona, O., **15-0302, 18-0781**
 Arkle, S.R., **16-2126**
 Arlt, R.E., **10-0223**
 Armani, E., **12-0118**
 Armantrout, J.R., **02-0290**
 Armesto, D., **18-0570, 18-0858**
 Armet, O., **05-0256**
 Armit, J.W., **02-0098**
 Armor, J.N., **16-0319**
 Armspach, D., **03-0179**
 Armstrong III, J.D., **13-0504, 15-0615, 18-0679**
 Armstrong, A., **10-0630, 15-1770, 15-1782**
 Armstrong, D., **15-0360**
 Armstrong, D.A., **01-0101**
 Armstrong, D.R., **13-0654**
 Armstrong, D.W., **10-0465**
 Armstrong, K.B., **04-0375**
 Armstrong, R., **14-0103**
 Arnason, I., **04-0371**
 Arnauld, T., **13-0584**
 Arnauld, T., **18-0793**
 Arnaut, L.G., **07-0044**
 Arndt, D., **19-0010**
 Arnestad, B., **11-0145**
 Arnett, E.M., **02-0371, 04-0500, 04-0502, 04-0504, 05-0002, 05-0072, 05-0072, 05-0075, 05-0075, 05-0130, 05-0200, 06-0087, 08-0018, 08-0020, 08-0029, 08-0031, 08-0033, 08-0111, 08-0118, 08-0192, 08-0219, 08-0220, 08-0223, 08-0231, 10-0051, 10-0177, 10-0178, 10-0184, 12-0661, 15-2365, 16-0998, 16-1295, 18-0493**
 Arnett, J.F., **05-0135**
 Arnold, A.P., **03-0209, 03-0210**
 Arnold, B.R., **02-0218, 15-1221**
 Arnold, C., **10-1786**
 Arnold, D.R., **05-0264, 14-0089, 15-2236, 16-2083, 16-2085, 17-0507, 17-0509**
 Arnold, J., **15-0352**
 Arnold, J.N., **16-0071, 16-0174**
 Arnold, J.R.P., **18-0370**
 Arnold, L.A., **10-1374, 15-1136, 16-0787**
 Arnold, R.T., **12-0177, 15-0969, 16-1480, 17-0117, 17-0491, 17-0493, 18-0553**
 Arnold, S., **15-0004, 15-0033**
 Arnold, Z., **11-0469**
 Arnoldi, A., **14-0344**
 Arnould, D., **10-1713**
 Arnould, J.C., **13-0709**
 Aroella, T., **08-0105**
 Aroney, M., **04-0280**
 Aronica, L.A., **16-1925, 17-0375**
 Aronoff, M.S., **12-0605, 15-0631**

- Aronovitch, H., **10-0078**
 Arora, A., **10-1568**
 Arora, S., **12-0445**
 Arora, S.K., **19-0484, 19-0885**
 Arotzky, J., **11-0307**
 Arouisse, A., **16-1926**
 Arques, A., **16-0329, 16-0434**
 Arrad, O., **10-0699**
 Arranz, J., **19-1706**
 Arrayás, R.G., **10-1454, 15-2148**
 Arrhenius, G.M.L., **16-0030**
 Arrieta, A., **15-1944, 15-2055, 16-0832, 16-1664**
 Arrowood, B.N., **15-0925**
 Arrowsmith, C.H., **08-0105**
 Arrowsmith, R.J., **04-0240**
 Arroyo, N., **16-0687**
 Arsenijević, L., **16-1942**
 Arsenijević, V., **16-1942**
 Arseniyadis, S., **10-1610, 19-0320**
 Arsenyan, P., **13-0570**
 Arshinova, R.P., **04-0387**
 Arslanov, E., **16-0656**
 Arsmstrong, A., **15-1773**
 Artamanova, N.N., **13-0107**
 Artamkina, G.A., **10-1310, 12-0626, 12-0632, 13-0008, 13-0267**
 Artaud, I., **10-1620**
 Arterburn, J.B., **15-0584, 19-0129**
 Arthur Jr., P., **15-1503**
 Artigas, L., **18-0487**
 Artok, L., **13-0480**
 Arukwe, J., **02-0431**
 Arulananda, S., **12-0355**
 Arumugam, N., **05-0378, 11-0541**
 Aruna, S., **17-0386**
 Arunan, E., **03-0072**
 Arvanaghi, M., **10-0139, 10-0200, 11-0263, 11-0458, 11-0460, 12-0156, 16-0111, 16-1940, 16-2043, 19-0643, 19-1450**
 Arvela, R.K., **13-0260, 13-0271, 13-0277**
 Arvidsson, P.I., **08-0209, 16-0490**
 Arya, P., **13-0599**
 Arzoumanian, H., **15-0691**
 Asai, S., **10-1198**
 Asaka, N., **15-1939**
 Asakawa, K., **16-0754, 16-1121**
 Asakawa, Y., **19-0461**
 Asami, K., **15-1247**
 Asami, M., **04-0136, 16-0978, 17-0216**
 Asano, F., **19-0109**
 Asano, K., **12-0722**
 Asano, R., **10-0712**
 Asano, S., **12-0731**
 Asano, T., **09-0087, 10-0476, 11-0172, 15-2027, 17-0067, 18-0222**
 Asano, Y., **15-1107**
 Asanuma, Y., **16-0437**
 Asao, N., **10-1544, 15-0745, 15-0787, 15-0940, 15-1085**
 Asao, T., **02-0200, 05-0045, 05-0046**
 Asaumi, T., **15-2443**
 Aschberger, J., **10-1008**
 Asencio, G., **11-0015**
 Asensio, A., **05-0240**
 Asensio, G., **15-0370, 15-1199, 15-1546, 15-1547, 15-1873, 15-1880, 19-0515, 19-0799**
 Asfandiarov, N.L., **04-0039**
 Asfari, Z., **03-0136, 03-0139, 03-0140**
 Asghari, J., **10-1131, 11-0238, 16-0078**
 Ash, D.K., **19-0871**
 Ashby, E.C., **04-0138, 05-0156, 05-0158, 05-0162, 05-0167, 05-0168, 05-0169, 05-0170, 05-0244, 05-0361, 10-0089, 10-0090, 10-0091, 10-0095, 10-0098, 10-0101, 10-0618, 10-0772, 10-1319, 10-1602, 12-0554, 12-0587, 12-0591, 12-0611, 12-0627, 12-0631, 15-0571, 15-0948, 15-1146, 16-0005, 16-0523, 16-0523, 16-0524, 16-0525, 16-0526, 16-0527, 16-0530, 16-0676, 16-0963, 16-0974, 16-2025, 17-0177, 19-0951, 19-0974, 19-1060, 19-1061, 19-1062, 19-1339, 19-1390, 19-1762**
 Ashby, M.T., **15-0598**
 Ashe III, A.H., **05-0047**
 Ashe III, A.J., **10-0192, 10-0195**
 Ashe III, A.J., **10-0197**
 Ashford, S.W., **19-0333**
 Ashley, K.R., **19-0323**
 Ashmawy, M.I.A., **15-1851**
 Ashtiani, A.M., **16-0160**
 Ashton, P.R., **02-0312, 03-0184, 03-0185, 03-0186, 03-0191, 03-0200**
 Asinger, F., **12-0480, 12-0554, 19-1792, 19-1800, 19-1801**
 Asirvatham, E., **16-1148**
 Askani, R., **15-2255, 18-0494**
 Askitoğlu, E., **16-1858**
 Aslam, M., **10-1705, 17-0349**
 Aslapovskaya, T.I., **11-0583**
 Asleson, G.L., **13-0463**
 Aso, H., **10-1280**
 Aso, N., **16-2156**
 Aspari, P., **07-0032**
 Aspinall, H.C., **10-0600, 16-0624, 16-0871, 16-1439**
 Assadourian, L., **08-0014**
 Asscher, M., **15-1536, 15-1598, 15-1598, 15-1642**
 Assenheim, H.M., **05-0208**
 Assfeld, X., **15-2059**
 Astaf'ev, I.V., **12-0061**
 Astin, K.B., **10-0217**
 Astruc, D., **13-0077, 13-0556**
 Asveld, E.W.H., **14-0242**
 Atanas'ev, V.V., **15-0372**
 Atanesyan, K.A., **15-1650**
 Atavin, A.S., **10-0661, 15-0250**
 Ateeq, H.S., **15-2438**
 Ates, A., **10-0549, 15-0316, 16-1239**
 Atherton, J.C.C., **19-1031**
 Atherton, J.H., **11-0158, 11-0161**
 Atherton, J.I., **17-0264**
 Atherton, M., **16-0454**
 Atherton, M.J., **11-0314**
 Atienza, C., **15-2392**
 Atkins, K.E., **10-0902**
 Atkins, R.L., **19-0769**
 Atkins, T.J., **18-0840, 18-0843**
 Atkinson, J.G., **12-0055, 15-0465, 15-0466**
 Atkinson, R., **19-0385, 19-0386**
 Atkinson, R.C., **15-0073**
 Atkinson, R.F., **17-0240**
 Atkinson, R.S., **15-1892**
 Atkinson, V.A., **04-0332**
 Atobe, M., **11-0328**
 Atsumi, K., **16-1729**
 Atta-ur-Rahman, **10-1081, 19-1128**
 Attanasio, O., **17-0425, 19-1510**
 Attea, M., **10-0171**
 Attenni, B., **15-0899**
 Attinà, M., **13-0752, 11-0098**
 Attolini, M., **19-1021**
 Atwood, **04-0164**
 Atwood, J.L., **03-0059, 03-0101, 03-0105, 03-0119, 03-0141, 03-0155, 03-0157, 03-0162, 03-0164, 03-0166, 03-0167, 03-0174, 03-0175, 03-0177, 03-0210**
 Au, S.-M., **19-0550**
 Au-Yeung, T.T.-L., **15-1125, 15-1133**
 Aubé, J., **18-0296, 18-0297, 18-0298**

- Aubert, C., **15-0834, 15-2386, 15-2400, 15-2442**
 Aubert, D., **16-1384**
 Aubrecht, K.B., **08-0201, 12-0268**
 Aubrey, D.W., **17-0230**
 Aubry, J.-M., **14-0233**
 Aubry, J.M., **14-0231**
 Auclair, K., **14-0082**
 Audeh, C.A., **04-0512**
 Audhuy, M., **07-0114**
 Audic, N., **18-0771**
 Audrain, H., **15-2146**
 Aue, D.H., **08-0191, 08-0219, 08-0224, 12-0237, 19-1320**
 Auerbach, R.A., **16-2011**
 Auffermarsh Jr., C.A., **10-0049**
 Aufranc, P., **19-1400**
 Augé, J., **15-1028, 15-1161, 15-2033, 15-2143, 16-0555, 16-0595, 16-0777, 16-1917**
 Augustine, A., **15-1532**
 August, R., **17-0133**
 Augustijn, G.J.P., **11-0638**
 Augustin, J., **16-1755**
 Augustine, A., **15-1599**
 Augustine, A., **15-1624**
 Augustine, A., **19-0730**
 Augustine, R.L., **10-1609, 12-0240, 12-0418, 14-0227, 14-0249, 15-0401, 15-0458, 15-0461, 15-0533, 15-0572, 15-1726, 15-1742, 15-2151, 16-0972, 16-0994, 18-0352, 19-0011, 19-0015, 19-0047, 19-0070, 19-0311, 19-0345, 19-0453, 19-0468, 19-0553, 19-0638, 19-0693, 19-0873, 19-0874, 19-1388, 19-1426**
 Aujard, I., **19-1692**
 Aulmich, G., **05-0234**
 Ault, A., **04-0250**
 Ault, B.S., **03-0047, 05-0402**
 Aumiller, J.C., **10-1235**
 Aurell, M.J., **15-1119, 15-1999, 15-2099, 19-0840**
 Aurich, H.G., **05-0254, 05-0255**
 Aurrekoetxea, N., **16-0810**
 Ausloos, P., **07-0049**
 Austad, T., **10-0487**
 Austel, V., **18-0493**
 Austin, E., **11-0647, 16-1021**
 Autrey, T., **05-0401**
 Avray, P., **06-0016**
 Avakian, S., **13-0042**
 Avalos, M., **04-0004, 04-0300, 04-0303, 15-2004, 15-2097**
 Avasthi, K., **18-0429**
 Avedissian, H., **10-1298, 10-1301**
 Avellan, A.-V., **11-0193**
 Avendaño, C., **10-0990, 15-2144, 19-1350**
 Aver'yanov, V.A., **14-0116, 14-0118**
 Averko-Antonovich, I.G., **10-1053**
 Avery, M.A., **16-0357, 19-1135**
 Avey, A.A., **19-1410**
 Avila, D.V., **15-1212**
 Avila, W.B., **13-0640**
 Avila-Zárraga, J.G., **10-0720**
 Avilov, D.V., **16-0656**
 Avison, A.W.D., **16-1721**
 Aviyente, V., **18-0683, 18-0707**
 Avnir, D., **04-0080**
 Avramovitch, B., **10-0242, 10-0265**
 Awachat, M.M., **16-0243**
 Awachie, P.I., **16-0372**
 Awasthi, A.K., **10-0046, 15-1716, 19-0406, 19-0481**
 Awasthi, S., **13-0434**
 Awasthy, A., **19-0249**
 Awazu, K., **15-0158**
 Axe, F.U., **04-0302**
 Axelrod, E.H., **10-1102, 10-1263**
 Axelrod, J., **14-0202**
 Axelsson, A.-K., **15-2039**
 Axelsson, O., **13-0495, 13-0675**
 Axenrod, T., **16-1768**
 Axiotis, G., **16-0811**
 Axiotis, G.P., **16-0954**
 Ay, M., **12-0507**
 Ayad, K.N., **11-0589**
 Ayala, L., **10-1433**
 Ayala, P.Y., **01-0100**
 Aycard, J., **18-0225**
 Aycock, B.F., **15-0054**
 Aydin, R., **02-0277, 18-0642**
 Ayerbe, N., **19-1627**
 Ayers, J.T., **16-1629**
 Ayers, P.W., **08-0148**
 Ayers, T.A., **15-1492, 19-1085**
 Ayhan, P., **16-0986**
 Aylett, B.J., **04-0025, 12-0001**
 Ayling, A., **16-0928**
 Aylward, F., **15-0484**
 Aylward, J.B., **19-0010, 19-0311**
 Ayres, D.C., **19-0408**
 Ayres, R.L., **15-1514**
 Ayrey, G., **13-0018, 17-0059**
 Ayrey, P.M., **16-1327**
 Ayuba, S., **10-1044, 10-15148**
 Ayyangar, N.R., **04-0192, 13-0723, 15-0650, 19-1212**
 Azadbar, M.R., **19-0087**
 Azadi, R., **10-0708**
 Azar, J.C., **14-0120**
 Azar, J.K., **18-0611**
 Azarm, M., **16-0063**
 Azevedo, N.R., **16-0622, 16-0652**
 Azizi, N., **10-1569, 15-1293**
 Aznar, F., **15-1875, 15-2289, 15-2418**
 Azovskaya, V.A., **15-0118**
 Azrak, R.G., **03-0051**
 Azran, J., **19-0661**
 Azuma, N., **05-0277**
 Azzaro, M., **19-1245**
 Azzaro, M.E., **06-0074**
 Azzena, U., **11-0376, 19-1537**
 Ba, T., **16-0378**
 Baader, W.J., **15-2161**
 Baag, M.D.M., **15-0161**
 Baarda, D.G., **17-0503**
 Baardman, F., **15-2197**
 Baarrero, A.F., **15-0578**
 Baarschers, W.H., **16-2173**
 Baas, J.M.A., **11-0051**
 Baati, R., **17-0316**
 Baba, A., **10-0788, 10-1014, 10-1093, 10-1515, 10-1627, 12-0317, 15-0622, 15-1061, 6-0376, 16-0377, 16-0382, 16-0458, 16-0609, 16-0617, 16-0620, 16-0638, 16-0822, 16-0871, 16-1904, 19-1101, 19-1139, 19-1298, 19-1308, 19-1359, 19-1452**
 Baba, A.R., **19-1201**
 Baba, H., **02-0026**
 Baba, K., **18-0144, 18-0153**
 Baba, S., **10-1378**
 Baba, T., **18-0429**
 Baba, Y., **15-0876**
 Babad, H., **15-1585, 19-1130**
 Babanyan, Sh.O., **12-0065**
 Babayan, E.V., **15-1650**
 Babayan, V.I., **18-0054**
 Babiak, K.A., **12-0571**
 Babiano, R., **04-0004, 04-0300, 04-0303, 15-2004, 15-2097**
 Babich, E.D., **18-0761**
 Babichev, S.S., **15-2088**
 Babinski, D., **12-0296**
 Babitskii, B.D., **15-2287**
 Babić, D., **02-0106**
 Babler, J.H., **10-1048, 19-0662, 19-0934, 19-1012, 19-1013, 19-1102, 19-1200**
 Babot, O., **12-0316**
 Baboul, A.G., **14-0036**
 Babrizi, G., **13-0609**
 Babston, R.E., **18-0677**

- Babu, A., 12-0355
 Babu, B.N., 19-1453
 Babu, G., 15-2142
 Babu, J.R., 19-1598
 Babu, K.G., 10-1177
 Babu, R.S., 10-0942
 Babu, S.A., 12-0369, 16-0233
 Babudri, F., 10-1325, 16-1924, 16-1929
 Baburao, K., 16-1869
 Bacaloglu, R., 13-0019, 16-0016
 Bacci, J.P., 15-0393
 Bach, P., 15-2140
 Bach, R.D., 04-0414, 04-0415, 14-0036, 01-0100, 04-0306, 10-0228, 12-0209, 15-0280, 15-1731, 15-1776, 15-2218, 17-0253, 17-0254, 17-0262
 Bach, T., 10-1527, 15-1368, 16-0724, 16-1090, 16-1118, 16-2083, 16-2088
 Bacha, J.D., 19-0435, 19-0438, 19-0439
 Bachand, C., 19-0664
 Bachhuber, H., 15-0488
 Bachman, G.B., 14-0427, 19-0765
 Bachman, G.L., 04-0151
 Bachman, R.E., 18-0172
 Bachmann, C., 18-0225
 Bachmann, S., 12-0124, 19-0191
 Bachmann, W.E., 18-0036
 Bachrach, S.M., 02-0091, 04-0355, 10-0022, 15-2200, 18-0541
 Baciocchi, E., 11-0010, 11-0101, 11-0107, 11-0228, 11-0279, 15-1647, 17-0031, 17-0033, 17-0051, 17-0052, 17-0101, 17-0110, 17-0300, 17-0367, 19-0845
 Baciocchi, W., 17-0387
 Back, R.A., 14-0052, 15-0482, 15-0485
 Back, T.G., 04-0512, 12-0244, 14-0407, 15-0240, 16-1651, 17-0290, 19-0048, 19-0871, 19-1583, 19-1590
 Backeberg, O.G., 14-0010
 Backer, H.J., 17-0497
 Backnejad, H., 19-0086
 Bäckvall, J., 15-0327, 15-1878, 19-0721
 Bäckvall, J.-E., 10-0226, 10-1293, 10-1300, 10-1437, 10-1438, 11-0335, 15-0230, 15-0289, 15-0832, 15-1504, 15-1663, 15-1664, 15-1670, 15-1707, 15-1716, 15-1760, 15-1858, 15-1867, 16-1132, 19-0221, 19-0796, 19-1146
 Bacon, J., 05-0023
 Bacon, R.G.R., 13-0218, 13-0256
 Badaev, F.Z., 12-0609
 Badanyan, Sh.O., 15-1650, 19-0387
 Badaringarayana, V., 13-0228
 Baddar, F.G., 12-0088
 Badding, V.G., 19-1389
 Bade, T.R., 14-0209, 16-1218
 Bader, J., 04-0151
 Bader, R.F.W., 02-0153, 04-0278, 04-0405, 04-0420, 10-0622, 12-0648, 16-1731, 17-0236
 Badet, B., 10-0400, 10-0825
 Badger, G.M., 02-0093
 Badger, R.C., 12-0209
 Badiger, V.V., 10-0261, 16-1403
 Badine, D.M., 16-1416
 Badlani, R.N., 09-0100
 Badone, D., 12-0261, 13-0471
 Badri, M., 10-0460
 Bae, C., 05-0093
 Bae, D., 10-0618
 Bae, J.W., 16-0351, 16-0352, 19-0998, 19-1751
 Bae, Y.H., 12-0122, 12-0129
 Baechler, R.D., 04-0034, 04-0247
 Baeckström, P., 10-1377
 Baek, D.Y., 13-0599
 Baek, H.S., 19-1600, 19-1685
 Baele, J., 10-0873
 Baenziger, N., 17-0328
 Baer, D.R., 18-0160
 Baer, H.H., 15-1004, 16-0397, 16-1149
 Baer, S., 10-0359
 Baerends, E.J., 15-1494
 Baes, M., 04-0068, 04-0186
 Baeza, J., 16-1649
 Baeza, J., 17-0415
 Bafus, D.A., 05-0152
 Bagal, L.I., 14-0358, 18-0293
 Baganz, H., 10-0639
 Baggott, J.E., 02-0355
 Baghel, S.S., 11-0653
 Bagheri, V., 12-0348, 19-0135
 Bagherzadeh, M., 11-0134
 Bagherzadeh, M., 12-0705
 Baghurst, D.R., 10-0471
 Baghurst, D.R., 07-0105
 Bagley, M.C., 15-2426, 16-0138
 Bagnell, L., 15-1146, 19-0966
 Bagnell, L.J., 19-1373
 Bagno, A., 05-0070, 08-0009, 08-0129, 14-0367, 16-1576
 Bagnol, L., 14-0038, 15-0273
 Bagrovskaya, N.A., 11-0632
 Bagutskii, V., 18-0087
 Bahl, M.K., 08-0234
 Bahmanyar, S., 16-1063
 Bahn, C.A., 10-0256
 Bahr, M.L., 10-1006
 Bahrman, H., 10-1837, 10-1838, 15-1375
 Bahule, B.B., 15-1535
 Bahzad, D., 11-0231, 11-0276
 Bai, C., 10-1453, 15-0428, 16-1433
 Bai, D., 16-1794
 Bai, K., 16-0872
 Bai, L., 07-0118, 13-0414, 16-1919
 Bai, Y., 19-0037
 Baigrie, L.M., 16-1059
 Baik, I., 04-0175
 Baik, T.-G., 13-0295, 13-0340, 15-0236, 15-2175, 16-0722
 Baik, W., 16-0872, 19-0800, 19-1189, 19-1213
 Baiker, A., 10-0900, 19-0120
 Bailen, M.A., 16-1784
 Bailey, D.M., 19-1477
 Bailey, D.S., 17-0026, 17-0027, 17-0096, 17-0097
 Bailey, G.C., 18-0756, 18-0763, 18-0828
 Bailey, K.E., 19-1427
 Bailey, M., 15-1529
 Bailey, N.A., 02-0259, 02-0265
 Bailey, P.L., 15-1791
 Bailey, P.S., 19-0345, 19-0354, 19-0358, 19-0361, 19-0377
 Bailey, T.R., 13-0376
 Bailey, W.F., 04-0321, 10-1239, 12-0617, 12-0626, 12-0627, 15-0877, 15-0878, 15-0879, 15-0883, 15-0884, 15-1226, 15-1245, 18-0406
 Bailey, W.J., 16-0194, 17-0127, 17-0142, 17-0231, 18-0550, 19-1378
 Baillargeon, M.M., 15-0167
 Baillargeon, V.P., 10-1822
 Baille, C., 13-0498, 13-0496
 Baine, P., 08-0024
 Baines, K.M., 01-0009
 Bains, S., 15-2040, 16-0130, 16-1876
 Baiocchi, F., 12-0736
 Bair, K.W., 10-1712, 17-0253
 Baird Jr., W.C., 11-0297, 13-0622, 15-1536
 Baird, C.P., 16-1384

- Baird, C.W., 14-0444
 Baird, J.C., 05-0208
 Baird, J.D., 13-0504
 Baird, M.C., 12-0006, 14-0443, 15-0515
 Baird, M.S., 04-0464, 16-1959, 18-0086, 18-0173
 Baird, N.C., 02-0187, 08-0231
 Baishya, G., 10-0822, 15-1327
 Baizer, M.M., 10-1337, 14-0130, 14-0415, 19-0641, 19-0955, 19-1228, 19-1317, 19-1691
 Baj, S., 15-0150
 Bajwa, G.S., 18-0724
 Bak, D.A., 13-0253, 15-2178, 15-2186
 Bak, R.R., 11-0146, 15-0624
 Bakac, A., 19-0074
 Bakalova, G.V., 19-1454
 Bakalova, S.M., 15-2046
 Bakendale, I.R., 16-1428
 Baker III, T.N., 15-1618
 Baker Jr., J.D., 19-1462
 Baker, A.D., 01-0013, 01-0016, 01-0013
 Baker, B.E., 13-0378, 13-0421, 13-0421
 Baker, C., 01-0013
 Baker, D.C., 19-1159
 Baker, E.B., 05-0015
 Baker, G., 13-0157
 Baker, G.R., 16-2009
 Baker, J.W., 02-0378
 Baker, J.M., 14-0072
 Baker, J.R., 16-1621
 Baker, J.W., 02-0367, 02-0368, 02-0369, 10-0313
 Baker, K.V., 12-0580
 Baker, K.V., 12-0597
 Baker, N.J., 11-0028
 Baker, R., 10-0060, 10-1251, 15-2429, 18-0761
 Baker, R.T., 15-0696, 19-1609
 Baker, S.R., 15-1254, 19-1628
 Bakinovskii, L.V., 15-1652
 Bakke, J.M., 03-0059, 11-0145, 13-0681, 19-0457, 19-0590
 Bakker, C.N.M., 11-0312
 Baklouï, A., 10-0920
 Bakó, P., 15-1001, 16-1212
 Bakos, J., 15-0598, 15-1491
 Bakoss, H.J., 11-0598
 Bakshi, R.K., 16-0997, 18-0433, 19-1031
 Bakthadoss, M., 11-0333
 Bakulev, V.A., 16-1447
 Bakunin, V.N., 12-0034, 12-0037
 Bal'yan, Kh.V., 18-0713
 Bal, B.S., 19-0699
 Bal, G., 13-0178
 Balaban, A.T., 02-0093, 02-0094, 02-0097, 02-0118, 02-0288, 11-0408, 12-0302, 15-1648, 15-2073, 18-0646, 18-0648, 18-0756
 Balachandran, K.S., 19-0010
 Balagopal, L., 15-1624
 Balakrishna, M.S., 16-1309
 Balakrishnan, P., 12-0251
 Balakumar, R., 19-1075, 19-1300
 Balalaie, S., 16-0129, 16-1174
 Balamraju, Y., 16-1021
 Balan, D., 16-0788, 16-0792, 16-0806, 18-0773
 Balanarsaiah, E., 10-1570
 Balandin, A.A., 01-0095, 15-0450
 Balanikas, G., 19-0634
 Balas, L., 13-0077
 Balasubramanian, A., 02-0377
 Balasubramanian, K., 11-0473, 19-0100
 Balasubramanian, K.K., 11-0659, 18-0565, 19-1334
 Balasubramanian, N., 15-1932
 Balasubramanian, V., 15-0654
 Balavoine, G.G.A., 18-0401
 Balcells, D., 04-0049
 Balch, A.L., 02-0364, 05-0222
 Balchunis, R.J., 12-0241, 16-1586
 Balci, M., 02-0247, 15-2153
 Balcom, B.J., 16-1659
 Balderman, D., 10-1021
 Baldisera, L., 07-0101
 Baldridge, K.K., 02-0082, 02-0359, 03-0200, 11-0079
 Baldwin, A.R., 16-1881
 Baldwin, F.P., 16-1762
 Baldwin, J.E., 05-0385, 06-0015, 06-0015, 06-0017, 06-0019, 12-0408, 14-0457, 15-1349, 15-2049, 15-2111, 15-2183, 15-2210, 15-2217, 15-2218, 16-0210, 16-1203, 16-1276, 16-1687, 17-0482, 18-0079, 18-0159, 18-0169, 18-0175, 18-0204, 18-0387, 18-0396, 18-0473, 18-0480, 18-0498, 18-0539, 18-0544, 18-0548, 18-0560, 18-0567, 18-0569, 18-0582, 18-0589, 18-0629, 18-0629, 18-0727, 18-0733, 18-0734, 19-0063, 19-1558
 Baldwin, J.J., 04-0206
 Baldwin, M.A., 17-0248
 Baldwin, S.W., 14-0147, 15-2235, 18-0239, 19-0062
 Baldwin, S.W., 19-1468
 Baleizão, C., 16-1440
 Balenkova, E.S., 15-1918, 15-1920
 Balestra, M., 18-0735
 Balicki, R., 19-0236, 19-0778, 19-0818, 19-1552, 19-1553
 Baliga, B.T., 15-0024
 Balint, A.E., 12-0457
 Balkenhol, F., 16-1823
 Balkovec, J.M., 04-0206
 Balkus Jr., K.J., 15-0433
 Ball Jr., A.L., 12-0013
 Ball, D.L., 19-0255
 Ball, R.E., 15-1776
 Ball, R.G., 13-0689, 15-0008
 Ball, Z.T., 10-1471, 15-0477, 15-0741, 15-0905
 Balla-Achs, M., 03-0164
 Ballantine, J.A., 10-0916, 15-0268
 Ballard, D.H., 15-0263
 Ballard, R.E., 01-0013
 Ballard, S.A., 12-0465
 Ballatore, A., 10-1227
 Ballester, M., 05-0238, 05-0256, 16-1215
 Ballester, P., 13-0021
 Ballestero, C., 18-0487
 Ballesteros, A., 10-0669
 Ballestri, M., 10-1209, 14-0081, 15-0067, 19-1403, 19-1419
 Ballini, R., 10-0845, 10-1002, 12-0083, 12-0686, 15-1005, 15-1033, 16-0108, 16-0113, 16-0233, 16-0255, 16-0327, 16-0808, 16-1149, 16-1156, 16-1666, 19-0666, 19-1206, 19-1532
 Ballistreri, F.P., 16-2143
 Ballod, A.P., 12-0203
 Balls, D.M., 15-2185, 15-2196
 Bally, T., 02-0208, 05-0407
 Balme, G., 10-0547
 Balog, M., 02-0428
 Balquist, J.M., 18-0170
 Balsells, J., 15-2337, 16-0646
 Baltork, I.M., 16-0096, 19-0152
 Baltzly, R., 10-0914
 Balu, N., 16-0775
 Balzani, V., 03-0184, 07-0011
 Bałczewski, P., 15-1205
 Bambridge, K., 16-0851
 Bamfield, P., 13-0467
 Bamford, C.H., 05-0359, 06-0008, 06-0046, 06-0049, 06-0052, 06-0052, 06-0053, 06-0054, 07-0044, 08-0096,

- Bamford, C.H., (*Continued*)
08-0102, 08-0135, 10-0213, 11-0001, 11-0108, 11-0203, 11-0214, 11-0271, 11-0543, 11-0609, 11-0612, 11-0626, 11-0631, 11-0660, 12-0002, 12-0024, 12-0038, 12-0057, 12-0424, 12-0504, 12-0551, 12-0638, 13-0003, 13-0658, 14-0062, 14-0214, 15-0001, 15-0050, 15-0451, 15-1932, 15-1980, 15-2166, 16-0014, 16-1510, 16-1516, 16-1549, 16-1560, 16-1588, 17-0003, 17-0007, 17-0037, 17-0039, 17-0057, 17-0122, 17-0176, 18-0471, 18-0526, 18-0569, 18-0594, 18-0739, 19-0002, 19-0701
- Bamford, W.R., **17-0279**
- Bankole, T., **17-0144**
- Bamoniri, A., **10-0642**
- Bampfield, H.A., **15-2187, 18-0559**
- Ban, H., **15-1427**
- Ban, Y., **13-0678**
- Banait, N., **10-0329, 15-0218**
- Banait, N.S., **17-0049**
- Banciu, M., **02-0093, 02-0288, 18-0646, 18-0648**
- Banco-Urgoiti, J., **15-1438**
- Bandarage, U.K., **19-0175**
- Bandarage, U.P., **19-0679**
- Bandgar, B.P., **10-0774, 10-1107, 11-0221, 11-0430, 13-0347, 16-0050, 16-0178, 16-1159, 16-1602, 16-1616, 16-1681, 16-1684, 16-2179, 17-0438, 19-1442**
- Bandin, E., **15-2174**
- Bandini, M., **10-1469, 16-1434**
- Bando, T., **18-0738**
- Bandyopadhyay, A., **17-0366, 17-0399, 19-0864, 19-1599**
- Bandyopadhyay, A.K., **10-1537**
- Bandyopadhyay, T., **19-1316**
- Baneres, J.-L., **18-0156**
- Banerjee, A.K., **19-1438, 19-1717**
- Banerjee, B., **11-0247, 16-0177**
- Banerjee, J., **15-1141, 16-1527**
- Banerjee, M., **16-0715**
- Banerjee, S., **17-0212, 18-0668, 19-0974**
- Banerjee, S.K., **10-0603**
- Banerji, A., **19-1463, 19-1623, 19-1716**
- Banerji, K.K., **19-0658, 19-0713, 19-0831**
- Banert, K., **10-0317**
- Banfi, L., **12-0230**
- Banfi, S., **05-0253, 15-1814**
- Bang, K., **16-0599**
- Bang, K.S., **13-0077**
- Bang, L., **12-0454**
- Bangert, K.F., **02-0178**
- Banik, B.K., **07-0105, 07-0116, 11-0143, 15-1287, 16-0072, 16-0283, 16-0607, 16-2097, 19-0119, 19-0224, 19-1137, 19-1138, 19-1187, 19-1190, 19-1192, 19-1648**
- Banik, I., **16-0283, 19-1137, 19-1187**
- Banik, N.K., **16-0231**
- Banitt, E.H., **17-0415**
- Banjoko, O., **13-0017, 16-2143**
- Bank, J., **10-0968**
- Bank, S., **10-0089, 10-0122, 10-0916, 12-0063**
- Bankovskii, Yu.A., **03-0049**
- Banks, J.-T., **18-0089**
- Banks, J.T., **05-0310, 14-0067, 14-0074**
- Banks, M.L.A., **14-0378**
- Banks, R.B., **10-1296, 14-0378**
- Banks, R.L., **18-0756, 18-0763, 18-0765, 18-0828**
- Bankston, D., **19-0415**
- Bannard, R.A.B., **18-0250**
- Bannerman, C.G.F., **15-2322, 18-0469, 18-0470**
- Bannet, D.M., **17-0343**
- Bannister, T.D., **04-0124**
- Bannister, W.J., **12-0464**
- Bannwarth, W., **16-1821**
- Banoli, L., **18-0697**
- Bansal, G., **17-0368**
- Bansal, P., **10-1071**
- Bansal, R.K., **16-1213**
- Banthorpe, D.V., **03-0080, 11-0029, 11-0572, 11-0575, 17-0085, 17-0089, 17-0111, 17-0114, 17-0248, 18-0096, 18-0099, 18-0279, 18-0290, 18-0739, 18-0742, 18-0743, 18-0744, 18-0745**
- Bañuls, M.J., **15-1119**
- Banwell, M., **16-1787**
- Banwell, M.G., **04-0464, 15-2277**
- Banwell, T., **11-0058**
- Banzui, M., **18-0648**
- Bao, F., **15-0740**
- Bao, J., **15-0604**
- Bao, L.Q., **12-0174**
- Bao, W., **16-0653, 16-0872, 16-1008, 16-1910**
- Baquer, S.M., **16-0131**
- Barager III, H.J., **12-0180, 19-0821**
- Barahate, N.B., **10-0660**
- Barak, G., **10-0610**
- Baram, S.G., **09-0020**
- Baran Jr., J.R., **12-0585**
- Baran, J., **15-1963**
- Baran, P.S., **17-0297, 17-0298, 19-0624**
- Baranne-Lafont, J., **19-0279**
- Baránski, A., **13-0677**
- Barany, G., **16-1816**
- Barar, D.G., **17-0178**
- Barash, L., **15-2063**
- Baratta, W., **17-0267**
- Barba, G.R., **17-0293**
- Barbachyn, M.R., **04-0047, 15-1712**
- Barbara, C., **18-0687**
- Barbarini, A., **19-0823**
- Barbas III, C.F., **15-0994, 15-1004, 16-0415, 16-0877, 16-0917, 16-1035, 16-1036, 16-1037, 16-1068, 16-1268**
- Barber, J., **10-1179**
- Barber, J.J., **12-0605**
- Barber, M., **04-0502**
- Barberis, M., **15-2304**
- Barbero, M., **10-1866**
- Barbier, G., **15-0016**
- Barbier, J., **15-0424**
- Barbier, P., **16-0478**
- Barbieri, G., **15-1724**
- Barbillat, J., **14-0233**
- Barboni, L., **10-1002, 15-1033, 16-0233, 16-0808**
- Barborak, J.C., **04-0441, 18-0009**
- Barbosa, A.G.H., **11-0119**
- Barbosa, M.C.N., **14-0338, 14-0342, 14-0343**
- Barbot, F., **12-0660, 15-0041**
- Barbour, J.B., **05-0033**
- Barbour, L.J., **03-0088, 03-0169**
- Barbry, D., **16-0366, 16-0368, 18-0382, 19-0654, 19-0965**
- Barbu, E., **10-0999**
- Barchin, B.M., **12-0271**
- Barcina, J.O., **10-0791, 10-1362, 10-1400, 11-0471**
- Barckholtz, C., **02-0024**
- Barckholtz, T.A., **02-0024**
- Barclay, L.R.C., **04-0502, 11-0361, 16-1563, 18-0078**
- Barco, A., **15-2179**
- Barcóczy, J., **02-0431**
- Barczynski, P., **02-0095**
- Bard, A.J., **05-0318, 12-0658, 14-0416**
- Bard, R.R., **13-0596, 13-0597**
- Bardales, E., **10-1167, 17-0214, 17-0398, 19-0906**

- Barden, M.C., **15-1958**
 Barden, M.C., **19-1665**
 Bardenm, T.C., **14-0457**
 Barder, T.E., **13-0533**
 Baret, P., **04-0243**
 Baretta, A., **18-0197**
 Bärfaker, L., **15-0341**
 Bargar, T., **13-0596**
 Bargas, L.M., **19-0659**
 Barger, T.M., **17-0463**
 Bargiggia, F., **15-0151**
 Bargiotti, A., **17-0343**
 Bargon, J., **05-0218, 05-0222, 14-0327**
 Bargon, R.M., **15-1845, 15-1849**
 Barhate, N.B., **11-0255**
 Barhdadi, R., **10-1811**
 Barid Jr., T.A., **04-0454**
 Barilli, P., **14-0341**
 Bark, T., **15-1264**
 Barker, G.K., **15-2431**
 Barker, J.M., **18-0288**
 Barker, P.J., **05-0296**
 Barkhash, V.A., **10-0119, 10-0393**
 Barkin, J.L., **16-0867, 16-0886**
 Barkley, R.M., **10-0491**
 Barlet, R., **15-2277**
 Barlin, G.B., **08-0160**
 Barlow, M.G., **18-0493**
 Barlow, S.E., **05-0106, 10-0344**
 Barltrop, J.A., **07-0001, 11-0658, 16-2074, 16-2084**
 Barluenga, J., **10-0669, 12-0125, 12-0409, 12-0430, 14-0141, 15-0357, 15-0370, 15-1546, 15-1547, 15-1873, 15-1875, 15-1880, 15-2289, 15-2415, 15-2418, 16-0500, 16-1413**
 Barma, D.K., **16-1369, 17-0316**
 Barman, D.C., **19-0306, 19-1554**
 Barnard, C.F.J., **13-0440**
 Barnard, P.W.C., **10-0517**
 Barnatt, A., **17-0230**
 Barnea, E., **16-0968**
 Barner, L., **16-0213**
 Barner, R., **18-0705**
 Barnes, C.E., **11-0101**
 Barnes, C.L., **15-0675, 15-2434**
 Barnes, C.S., **19-0051**
 Barnes, D., **19-1240**
 Barnes, D.M., **15-1004, 15-2064**
 Barnes, D.S., **03-0083**
 Barnes, M.W., **19-0763**
 Barneto, J.L., **04-0300, 04-0303**
 Barnett, B., **15-2431**
 Barnett, G.H., **08-0180**
 Barnett, J.W., **11-0097, 16-1600**
 Barnette, W.E., **12-0133**
 Barney, C.L., **16-0361**
 Barnhart, R.W., **15-1361, 15-1366**
 Barnhart, T.M., **10-1333**
 Barnhurst, L.A., **10-0813**
 Barnier, J.P., **18-0553**
 Barnum, C., **12-0251**
 Baron D.L., **19-1583**
 Baron W., **10-0917**
 Barón, M., **16-2064**
 Barone, G., **15-1685**
 Baroni, A.C.M., **15-0313, 15-1551**
 Baroni, M., **13-0471**
 Barot, B.C., **16-0989**
 Barr, D., **13-0654**
 Barr, D.P., **05-0293**
 Barra, M., **15-0164**
 Barrau, J., **01-0009**
 Barrault, J., **10-0778**
 Barreiro, E., **10-1434, 16-0580, 16-0580**
 Barrele, M., **15-0187**
 Barren, J.P., **11-0653**
 Barrero, A.F., **15-1233, 16-1618, 19-0316, 19-0355, 19-0940**
 Barrett, A.G.M., **10-0717, 10-0994, 11-0137, 11-0410, 11-0423, 16-0759, 16-1149, 16-1189, 16-1243, 16-1312, 16-1777, 16-1835, 16-2111, 17-0268, 17-0336, 18-0793, 19-0115, 19-1204, 19-1410, 19-1411**
 Barrett, G.C., **04-0268**
 Barrett, I.C., **13-0004, 16-0305**
 Barrett, J.H., **15-2116**
 Barriault, L., **18-0599**
 Barrientos-Astigarraga, R.E., **16-0582**
 Barrio, J.R., **10-1055**
 Barrish, J.C., **15-0655**
 Barron B.G., **19-1383**
 Barron L.D., **04-0016, 04-0154**
 Barron, L.D., **04-0005**
 Barros, D., **15-1782**
 Barrow, M.J., **02-0163**
 Barry, B.J., **12-0072**
 Barry, G.W., **08-0118**
 Barry, J., **16-1689, 17-0307**
 Barsanti, P.A., **10-1155**
 Barstow, J.F., **18-0676**
 Bart, S.C., **15-0629**
 Barta, N.S., **18-0608**
 Bartell, L.S., **02-0035, 01-0056, 01-0061, 01-0074, 06-0074**
 Bartels, A.P., **19-1454**
 Bartels, B., **10-1463**
 Bartels, H.M., **15-0101, 15-0112**
 Barter, R.M., **19-0253**
 Barth, G., **04-0021**
 Barth, J., **10-1176**
 Barth, W.E., **02-0358**
 Barthuber, A., **16-1422**
 Bartik, K., **07-0076**
 Bartkus, E.A., **13-0758**
 Bartlett, P.A., **04-0136, 04-0138, 10-1522, 15-0003, 15-0782, 15-1584, 16-0005, 16-0112, 18-0594, 18-0654, 18-0676**
 Bartlett, P.D., **04-0511, 09-0007, 10-0042, 10-0049, 10-0119, 10-0122, 10-0134, 14-0232, 15-0026, 15-0028, 15-1732, 15-2091, 15-2112, 15-2159, 15-2161, 15-2182, 15-2207, 15-2209, 15-2221, 15-2222, 15-2251, 16-0514**
 Bartlett, R.J., **03-0042**
 Bartlett, R.S., **19-1150, 19-1227**
 Bartlett, W.R., **18-0676**
 Bartley, J.P., **10-1054**
 Bartley, W.J., **04-0465**
 Bartmess, J., **08-0147**
 Bartmess, J.E., **02-0234, 08-0223, 08-0231, 08-0235, 08-0236, 08-0238**
 Bartnicka, H., **08-0229**
 Bartok, W., **19-0869**
 Bartók, M., **10-0376, 17-0172, 18-0124, 19-1460**
 Bartoletti, I., **10-1849**
 Bartoli, D., **19-0492**
 Bartoli, G., **10-0545, 10-0931, 10-1064, 10-1123, 11-0457, 13-0078, 15-0875, 15-1018, 15-1105, 15-1167, 15-1170, 15-1289, 16-0487, 16-0521, 16-0615, 16-1618, 17-0160, 19-0997**
 Barton, D.H.R., **04-0512, 05-0309, 09-0015, 10-0558, 10-0757, 10-0887, 10-1089, 12-0247, 12-0339, 12-0520, 12-0655, 12-0729, 13-0224, 13-0580, 13-0581, 13-0584, 14-0133, 14-0134, 14-0207, 14-0225, 14-0286, 14-0331, 14-0332, 14-0387, 14-0420, 14-0434, 15-0124, 15-1199, 15-1519, 16-2058, 17-0124, 17-0136, 17-0144, 17-0336, 17-0525, 18-0868, 18-0869, 18-0870, 18-0872, 19-0010, 19-0051, 19-0058, 19-0058,**

- Barton, D.H.R., (*Continued*)
 19-0267, 19-0436, 19-0437,
 19-0612, 19-0613, 19-0614,
 19-1246, 19-1250, 19-1401,
 19-1402, 19-1404, 19-1405,
 19-1406, 19-1410, 19-1411,
 19-1413, 19-1415, 19-1439,
 19-1540
- Barton, J.K., 10-0209
- Barton, S., 18-0182
- Barton, T.J., 08-0078, 18-0534,
 18-0636
- Baroni, H.J., 16-1871
- Bartra, M., 19-1272
- Bartroli, J., 16-1018
- Bartsch, M., 15-1865
- Bartsch, R.A., 03-0107,
 03-0174, 09-0118, 10-0470,
 13-0691, 16-0815, 17-0007,
 17-0015, 17-0021, 17-0022,
 17-0029, 17-0029, 17-0031,
 17-0088, 17-0091, 17-0092,
 17-0093, 17-0094, 17-0101
- Bartuska, V.J., 10-1119
- Barua, N.C., 10-0946, 10-1004,
 10-1108, 16-0117, 19-0934
- Baruah, A., 10-1004
- Baruah, B., 16-1902, 17-0384,
 19-1694
- Baruah, J.N., 17-0198
- Baruah, M., 10-1394, 15-1018,
 16-0395, 19-1268, 19-1433,
 19-1757
- Baruah, R.N., 17-0198
- Baruchello, R., 16-1260
- Barun, O., 18-0248
- Barvian, N.C., 13-0784
- Barzana, E., 12-0213
- Barzilay, C.M., 15-0842
- Basak, A., 10-0720
- Basak, A.K., 09-0115, 13-0159,
 16-1174
- Basavaiah, D., 11-0333
- Basavaiah, D., 15-0644,
 16-0771, 16-0807, 18-0435,
 18-0444, 18-0448, 19-1035,
 16-0766, 19-1032
- Basch, H., 01-0016, 10-0023,
 10-0024, 10-0319, 10-0321
- Baseer, M.A., 11-0258
- Basetti, M., 15-0194
- Basha, A., 12-0511, 16-1835,
 19-1128, 19-1487
- Bashe, R.W., 10-1350
- Bashore, C., 05-0392
- Baskaran, S., 10-0959, 12-0732,
 15-0192, 15-0193, 15-1936,
 16-1013, 19-0731, 19-0735
- Baskaran, T., 19-0831
- Baskin, J.M., 13-0148
- Bass, K.C., 14-0031
- Bass, L.S., 15-1712
- Basselier, J., 11-0226
- Bassendale, A.R., 18-0898
- Basset, J.-M., 05-0383, 19-0042
- Basset, J.M., 18-0756, 18-0821
- Basetti, M., 15-0280
- Bassi, P., 15-0087
- Bassindale, A., 04-0001
- Bassindale, A.R., 01-0045,
 15-0293, 16-1234, 16-1237
- Bässler, T., 10-0248, 10-0250
- Basso, E.A., 04-0353
- Bast, P., 05-0148
- Bastiaan, E.W., 02-0062
- Bastiansen, O., 02-0030,
 02-0240, 03-0050, 04-0261,
 04-0317, 04-0350
- Bastide, J., 15-1964, 15-1992
- Bastien, I.J., 05-0015
- Bastin, S., 16-0687
- Bastos, C., 04-0146, 15-0597
- Basu, A., 05-0187, 10-0631,
 10-1279
- Basu, B., 13-0196, 13-0489,
 15-0618
- Basu, M.K., 16-0072, 16-0127,
 16-0231, 16-0607, 16-1522,
 19-1192
- Basu, P.K., 15-1277
- Basu, S., 15-1535
- Basu, S.N., 19-0247, 19-0249
- Batal, D.J., 15-1804
- Bateman, L.C., 10-0036,
 10-0039, 10-0330
- Bates, C.G., 12-0295, 13-0201
- Bates, D.M., 07-0082
- Bates, G.S., 16-1651, 18-0563,
 19-1294
- Bates, R.B., 05-0099, 13-0128,
 15-0548, 18-0727
- Bates, T.F., 05-0151
- Batey R.A., 10-1423, 10-0629,
 10-1213, 10-1423, 13-0215,
 13-0533, 16-0740, 16-0741,
 16-0742, 16-1803
- Batlaw, R., 12-0611,
 15-0515
- Battle, A., 13-0064
- Batog, A.E., 15-1735
- Batr, R., 19-0065
- Batra, H., 10-0848, 15-1605
- Batrak, T.A., 15-1735
- Batrakov, S.G., 19-1077
- Bats, J.-P., 10-0952
- Batsanov, A., 15-1271
- Batsanov, A.S., 15-1940
- Batsanov, S.S., 01-0022
- Batt, L., 05-0297, 06-0049
- Battioni, J., 15-1170
- Battioni, P., 12-0224, 15-1892
- Battiste, M.A., 02-0160,
 08-0071, 10-0146, 10-0148,
 10-0149, 10-0152, 15-0134,
 15-0138, 16-1235
- Battle, G.M., 16-2107
- Batts, B.D., 10-0516, 11-0110
- Baud, C., 15-1901
- Bauder, A., 02-0183, 02-0402,
 19-0386
- Baudin, J., 19-0841
- Baudjouk, P., 11-0648
- Baudoux, D., 10-1681
- Baudouy, R., 10-1349
- Baudry, D., 18-0208
- Baudry, M., 15-0888
- Bauduin, C., 19-0789
- Bauer, A., 13-0442
- Bauer, D., 19-1665
- Bauer, D.P., 19-0173
- Bauer, L., 15-0080, 18-0286
- Bauer, M., 10-0616, 16-2066
- Bauer, P., 16-0478, 16-0514,
 18-0035
- Bauer, T., 04-0135
- Bauer, W., 05-0154, 05-0175,
 05-0176, 05-0184, 12-0407,
 12-0550
- Baugh, S.P.D., 10-0732
- Baughman, E.H., 08-0118
- Bauld, N.L., 02-0210, 14-0417,
 15-2013, 15-2014, 15-20,
 18-0588, 19-0377
- Baum, A.A., 18-0852
- Baum, E.W., 10-1469
- Baum, J.S., 02-0196, 12-0218
- Baum, K., 12-0212, 12-0728
- Baum, M.W., 06-0066
- Baum, S., 18-0646
- Baumann, H., 02-0291, 02-0298
- Baumann, M.E., 18-0132
- Baumann, W., 15-0608
- Baume, E., 13-0461
- Baumgarten, H.E., 18-0257,
 18-0262, 18-0271
- Baumgarten, R.J., 10-0384,
 10-0385, 10-0724, 17-0246
- Baumgartner, M.T., 13-0343
- Bäumli, E., 15-1927
- Baumstark, A.L., 10-1505,
 19-0234, 19-1719, 19-1720
- Baumstark, R., 05-0010
- Baus, U., 04-0143
- Bausch, C.C., 16-1501
- Bausch, M.J., 05-0246
- Bauslaugh, P.G., 15-2238
- Bautista, F.M., 15-0454
- Bautista, R.G., 04-0320
- Bavry, R.H., 15-1598
- Baxendale, I.R., 15-0147, 16-0341

- Baxter III, H.N., 14-0118, 14-0163
 Baxter, A.G.W., 18-0173
 Baxter, I., 03-0186
 Baxter, S.L., 14-0399, 19-1473, 19-1577
 Bay, E., 13-0253, 18-0852, 18-0855
 Bayer, E., 10-0860, 10-1081, 16-1816
 Bayer, R.P., 19-0749
 Bayeroju, I.A., 13-0017
 Bayle, J.P., 19-0699
 Bayless, J., 17-0269
 Bayless, J.H., 10-0203, 17-0280
 Baylis, A.B., 16-0771
 Baylon, C., 10-1208
 Baylouny, R.A., 17-0142, 18-0550
 Bayne, D.W., 13-0782
 Bayne, W.F., 17-0031
 Bayón, J.C., 15-1492
 Bayón, P., 16-0899
 Bayquen, A.V., 10-1027
 Bays, J.T., 19-0608
 Bazan, G.C., 18-0768
 Bazán-Tejeda, B., 16-1113
 Bazanova, G.V., 11-0125
 Bazaral, C., 13-0606
 Bazarova, I.M., 10-1578, 12-0194
 Baze, M.E., 04-0478, 15-2208
 Bazgir, A., 19-0565
 Bazhenov, D.V., 15-0280
 Bazikian, C.M., 16-1593
 Bazureau, J.P., 15-1949
 Beadle, B.M., 10-0112
 Beadle, J.R., 13-0691, 13-0737
 Beagley, B., 04-0289
 Beak, P., 02-0406, 02-0415, 02-0416, 05-0124, 10-0049, 10-0050, 10-1272, 10-1273, 10-1279, 10-1281, 10-1720, 10-1723, 10-1730, 12-0303, 12-0405, 12-0409, 12-0509, 12-0510, 12-0511, 12-0630, 13-0644, 15-1116, 15-1733, 15-1978, 16-0004, 16-0845, 16-1485
 Beal, M.F., 05-0212
 Beale, J.H., 10-0372
 Beale, W.J., 12-0072
 Beam, C.F., 16-1057
 Bean, F.R., 12-0448
 Beard, C., 11-0589
 Beard, R.D., 12-0398
 Beard, W.Q., 13-0760, 13-0761
 Bearpark, M.J., 15-2244
 Beasley, G.H., 18-0630
 Beatle, J.C., 18-0611
 Beaton, J.M., 18-0870
 Beatty, H.R., 13-0249
 Beauchamp, J.L., 05-0073, 05-0075, 05-0083, 08-0219, 10-0184, 18-0836
 Beauchamp, P.S., 11-0327, 15-2398
 Beauchamp, T., 05-0253
 Beauchemin, A., 15-2340, 15-2342
 Beaudegnies, R., 15-2147
 Beaudoine, S., 16-1316, 16-1326
 Beaulieu, C., 16-2180
 Beaupère, D., 19-0708
 Bebb, R.L., 10-1285, 12-0388
 Bebbington, D., 15-1244
 Bebout, D.C., 05-0077
 Becattini, B., 15-1235
 Bechara, E.J.H., 19-1719
 Becht, J.-M., 13-0290, 13-0639, 15-1022
 Beck Jr., K.R., 19-0764
 Beck, A.K., 16-2012
 Beck, B., 13-0270
 Beck, B.R., 04-0445
 Beck, E.J., 17-0359
 Beck, F., 19-0482
 Beck, J.P., 15-2032
 Beck, J.R., 13-0083
 Beck, K., 18-0772
 Beck, S.M., 11-0565
 Becker, A., 10-0060
 Becker, A.R., 12-0716
 Becker, D., 15-2219, 15-2241, 15-2249
 Becker, D.A., 05-0212
 Becker, E.I., 02-0165
 Becker, E.I., 17-0423
 Becker, F.F., 11-0143, 16-0072, 16-0231, 16-2097, 19-0224, 19-1137, 19-1138, 19-1187, 19-1190, 19-1192, 19-1648
 Becker, H., 02-0397, 11-0637, 16-1918, 19-0021, 19-0314
 Becker, H.-C., 04-0054
 Becker, H.-D., 04-0054, 07-0035
 Becker, H.G.O., 13-0719
 Becker, I.F., 19-0119
 Becker, J., 16-1256
 Becker, J.Y., 02-0184
 Becker, K.B., 04-0493, 04-0494, 14-0433, 15-0034, 16-1334, 17-0403
 Becker, L.W., 10-0317
 Becker, N., 01-0042, 15-1735
 Becker, P.N., 15-1879
 Becker, R., 19-1241
 Becker, R.H., 18-0387
 Becker, S., 10-1243, 14-0401, 19-1580
 Becker, W.E., 05-0164
 Becker, Y., 17-0328
 Beckers, J., 13-0481
 Beckhaus, H., 04-0294, 05-0246, 05-0273, 09-0077
 Beckhaus, H.-D., 01-0107, 04-0386, 05-0267
 Beckhaus, K., 04-0406
 Beckler, J.D., 12-0575
 Beckley, R.S., 18-0842
 Beckman, E.J., 09-0098
 Beckman, J.A., 17-0015
 Beckmann, O., 18-0361, 18-0363
 Beckmann, W., 03-0194
 Beckwith, A.L., 14-0021
 Beckwith, A.L.J., 01-0107, 05-0267, 05-0310, 11-0648, 13-0706, 13-0713, 14-0070, 14-0084, 14-0097, 14-0262, 15-0052, 15-0103, 15-0104, 15-1224, 15-1257, 16-0009, 16-0126, 16-1745, 16-1767, 16-1783, 16-1824, 16-2053, 18-0054, 18-0060, 18-0078, 18-0271, 18-0293, 18-0315, 18-0868, 19-0438, 19-0604, 19-1570
 Beckwith, R.E.J., 12-0359, 12-0360
 Bedekar, A.V., 11-0239, 11-0249, 11-0255, 11-0296, 15-1294, 15-1651, 15-1898, 15-1901
 Bedenbaugh, A.O., 10-0135, 19-1106
 Bedenbaugh, J.H., 19-1106
 Bedford, A.F., 01-0097
 Bedford, C.D., 12-0709
 Bedford, R.B., 10-1296, 13-0339, 13-0473, 13-0498
 Bedi, G., 12-0224, 15-1892
 Bednar, R.A., 08-0104
 Bedworth, P.V., 16-0500
 Beebe Jr., T.P., 15-0457
 Beech, W.F., 14-0362
 Beels, C.M.D., 17-0343
 Beer, P.D., 07-0061
 Beggs, J.J., 18-0011
 Begley, M.J., 16-0851
 Bégué, J., 10-0295, 10-0485, 18-0208, 19-0064
 Bégué, J.-P., 10-0672, 10-0929, 15-1753, 15-1770, 16-0863, 16-0901, 19-0863
 Beguin, C., 15-0115
 Behar, V., 05-0322

- Behbahani, F.K., **10-0655, 10-0668**
 Behenna, D.C., **10-1631**
 Beheshtiha, Y.S., **19-1656**
 Behforouz, M., **16-0301**
 Behling, J.R., **12-0571**
 Behnam, S.E., **12-0092**
 Behnam, S.M., **12-0092**
 Behnke, M., **15-1176**
 Beholz, L.G., **18-0608**
 Behr, L.C., **18-0885**
 Behrens, C.H., **10-0494, 10-0496, 10-0678**
 Behrens, O.K., **19-1514**
 Behrens, S., **02-0111**
 Behrman, E.J., **10-0372, 11-0538, 11-0540, 15-1776**
 Bei, X., **13-0177, 19-0218**
 Beilen, J.B., **19-0544**
 Beiner, J.M., **16-1398**
 Beirich, C., **16-0565**
 Bejan, E., **18-0401**
 Bejan, E.V., **14-0216**
 Bekárek, V., **10-0448**
 Bekker, R.A., **02-0400**
 Belanger, D.B., **18-0814**
 Bélanger, J.M.R., **15-2022**
 Belarmino, A.T.N., **10-0529**
 Belderraín, T.R., **12-0366, 15-2293, 15-2299, 19-0548**
 Belie, J.L., **10-1461, 10-1473**
 Belen'kii, G.G., **15-0072**
 Belen'kii, L.L., **04-0451, 04-0456, 11-0321, 11-0404, 14-0398, 19-1576, appendixA-0038**
 Beletskaya, I.P., **05-0099, 05-0100, 05-0129, 05-0130, 08-0013, 08-0014, 10-0053, 10-0242, 10-0341, 10-0478, 10-0488, 10-0489, 10-0490, 10-0769, 10-1267, 10-1306, 10-1310, 10-1400, 10-1483, 10-1782, 10-1846, 10-1851, 11-0287, 11-0297, 12-0002, 12-0034, 12-0037, 12-0043, 12-0045, 12-0276, 12-0506, 12-0524, 12-0526, 12-0626, 12-0632, 12-0670, 13-0008, 13-0052, 13-0152, 13-0267, 13-0534, 13-0577, 13-0601, 13-0602, 13-0619, 14-0376, 14-0384, 15-0306, 15-0372, 15-0373, 15-0382, 15-0759, 15-0928, 15-1199, 16-0523, 16-0675, 18-0408, 19-0433**
 Belevskii, V.N., **05-0211**
 Belew, J.S., **19-0345**
 Belfield, A.J., **15-0851**
 Belfield, K.D., **18-0560**
 Belfoure, V., **11-0371**
 Belikov, V.M., **04-0136, 04-0169, 04-0209**
 Belin, B., **10-0891**
 Belinka Jr., B.A., **12-0512**
 Belisle, C.M., **19-1154**
 Belkin, Yu.V., **02-0089, 16-1402**
 Bell, A., **15-2189, 16-0290**
 Bell, F., **11-0074**
 Bell, H.C., **14-0330**
 Bell, H.M., **19-1295, 19-1342**
 Bell, J.A., **12-0381**
 Bell, K., **10-0534**
 Bell, M., **16-0757**
 Bell, M.L., **02-0289**
 Bell, N.A., **05-0156, 05-0244**
 Bell, R.P., **06-0059, 06-0064, 08-0001, 08-0002, 08-0021, 08-0042, 08-0135, 08-0136, 08-0160, 12-0084, 12-0095, 12-0149, 15-0005, 16-0036, 16-0037, 16-0044**
 Bell, T.W., **10-1150, 10-1306**
 Bellarmine, M., **14-0237**
 Bellassoued, M., **10-1643, 16-0836, 16-1078, 16-1244, 16-1999**
 Bellatti, M., **14-0344**
 Bellemin-Laponnaz, S., **19-1046**
 Bellenie, B.R., **16-1384**
 Beller, M., **10-1297, 11-0512, 13-0162, 13-0274, 13-0288, 13-0399, 13-0483, 13-0611, 14-0280, 15-0314, 15-0314, 15-0320, 15-0331, 15-0333, 15-0342, 15-0343, 15-0348, 15-0351, 15-1381, 15-1481, 15-1691, 15-1764, 16-0306, 16-0344, 19-0238**
 Bellesia, F., **12-0152, 12-0114, 12-01, 12-0119, 12-0123, 15-1527, 15-1602**
 Belletire, J.L., **04-0206, 19-0840, 19-1502**
 Belley, M., **15-0296**
 Bellina, F., **10-1418, 13-0473, 13-0536**
 Bellini, F., **11-0391**
 Bellmann, P., **16-1413**
 Belloli, R., **02-0138, 04-0025, 05-0396**
 Bellostá, V., **05-0299, 10-0925, 10-0960, 15-0318, 16-1475, 16-1961**
 Bellucci, G., **15-0012, 15-0014, 15-0022, 15-0036, 15-1522, 15-1524, 15-1531**
 Bellucci, M.C., **10-1064, 15-1018, 17-0160, 19-0997**
 Bellus, D., **11-0560, 15-1642, 16-1393**
 Belluš, D., **11-0557, 11-0560, 15-2178**
 Belmonte, F.G., **15-0550**
 Belokon', Y., **16-1426**
 Belokon, Y.N., **16-1436, 16-1438, 16-1444**
 Belokurova, A.P., **11-0637**
 Belotti, D., **15-0318**
 Belotti, D., **16-1492, 19-0014**
 Belotti, S., **19-0265**
 Belskaia, N., **15-1940**
 Belsner, K., **10-1168**
 Belson, D.J., **11-0150**
 Belter, R.K., **15-0858**
 Beltrame, P., **10-0242, 15-1932, 15-1980, 15-2166, 17-0077**
 Belyaev, E.Yu., **11-0583, 11-0584**
 Belyaev, V.A., **14-0220**
 Bemis, A.G., **14-0225**
 Ben Rayana, E., **17-0209**
 Ben Salem, R., **16-1481, 16-1482**
 Ben-Daniel, R., **15-1756, 19-0181**
 Ben-David, Y., **10-1822, 13-0607**
 Ben-Efraim, D.A., **02-0291, 04-0213, 10-1765, 17-0148, 17-0311, 18-0824, 18-0825**
 Ben-Mergui, N., **02-0065**
 Ben-Shoshan, B., **15-0144**
 Ben-Shushan, G., **14-0134**
 Ben-Zion, M., **10-0025**
 Benach, E., **16-0073**
 Benaglia, M., **16-0861**
 Benaim, J., **10-1684**
 Benati, L., **15-1912, 18-0300**
 Benbrook, D.M., **19-0338**
 Bencheqroun, M., **16-0391**
 Bencini, E., **13-0613**
 Bendale, P.M., **16-0076, 16-0128**
 Bender, C., **03-0098**
 Bender, D.D., **13-0361**
 Bender, D.R., **13-0237**
 Bender, M.L., **03-0174, 06-0037, 06-0071, 08-0135, 10-0357, 16-0021, 16-0022, 16-0024, 16-0031, 16-0033, 16-1511, 16-1520, 16-1558, 16-1570, 16-1584, 16-1596, 16-1763**
 Bender, R., **12-0742**
 Benderly, A., **16-0996, 16-1835**
 Bendikov, M., **05-0263**

- Benedetti, E., **08-0024**
 Benedetti, F., **06-0012**
 Benedict, D.A., **10-0589**
 Benedikt, G.M., **11-0607**
 Benet-Buchholz, J., **02-0055, 04-0339**
 Benzra, C., **10-1142**
 Benfey, O.T., **10-0035**
 Bengtson, A., **10-0754**
 Benhaim, C., **10-1437, 15-1137**
 Beni, Y.A., **16-0074, 19-0263**
 Benicewicz, B.C., **15-0299, 16-1674**
 Benjamin, B.M., **10-0395, 18-0016, 18-0040, 18-0056, 18-0100, 18-0179**
 Benjamin, S.B., **16-1701**
 Benjaminov, B.S., **18-0040**
 Benkeser, R.A., **12-0410, 12-0411, 12-0576, 12-0660, 15-0468, 15-0549, 15-0550, 19-1492, 19-1504, 19-1505, 19-1506**
 Benkovic, P.A., **16-0401**
 Benkovic, S.J., **16-0401**
 Benn, F.R., **15-0970**
 Benn, R., **05-0163**
 Bennabi, S., **15-1065**
 Bennani, Y.L., **15-1693, 15-1704**
 Benner, C.W., **18-0621**
 Benner, J.P., **16-1486**
 Benner, S.A., **04-0252**
 Bennet, A.J., **15-0012, 16-1595, 16-1596**
 Bennett, M.A., **04-0480**
 Bennett, C.E., **15-0768**
 Bennett, G.B., **16-1894, 18-0654**
 Bennett, G.D., **16-0591**
 Bennett, J.M., **11-0106, 11-0271**
 Bennett, J.N., **15-1980, 15-2080**
 Bennett, M., **15-0523**
 Bennett, M.A., **02-0043, 03-0083, 16-0132**
 Bennett, M.J., **10-0148**
 Bennett, R.G., **07-0028**
 Bennett, R.P., **11-0178, 12-0741**
 Bennett, S.G., **14-0372**
 Bennett, S.M., **15-0911**
 Bennett, W.D., **13-0581**
 Benning, W.F., **16-0310**
 Bennouna, L., **03-0136**
 Bennur, T.H., **19-1672**
 Beno, B.R., **15-2004, 15-2088**
 Benoit, R.L., **08-0191, 08-0219**
 Bensari, A., **11-0428, 19-1684**
 Benson, C.L., **15-1412**
 Benson, G.A., **11-0567**
 Benson, H., **15-0126**
 Benson, R.E., **02-0255**
 Benson, S.W., **01-0089, 01-0090, 15-0059**
 Benson, W.R., **18-0516**
 Bent, H.A., **01-0005, 01-0050, 03-0098**
 Bentley, J., **15-1244**
 Bentley, K.W., **04-0102, 04-0136, 04-0268, 08-0160, 15-0401, 17-0243, 17-0243, 19-0012, 19-0310, 19-0873**
 Bentley, M.D., **03-0082, 10-0170**
 Bentley, P.A., **15-1813**
 Bentley, T.W., **10-0082, 10-0133, 10-0282, 10-0325, 10-0326, 10-0379, 10-0399, 10-0404, 10-0421, 10-0430, 10-0433, 10-0434, 10-0435, 10-0437, 10-0438, 10-0439, 16-0015, 16-1509, 16-1511, 16-1512, 16-1601**
 Benton, F.L., **19-0351**
 Bentor, Y., **11-0607**
 Bentrupe, W.G., **05-0249, 14-0049, 18-0061**
 Bentrup, K.L.H., **16-2016**
 Benz, E., **10-1404**
 Benzaid, A., **16-1573**
 Benzoni, M.S., **18-0623**
 Beockman Jr., R.K., **15-1349**
 Beránek, L., **17-0176**
 Bercaw, J.E., **15-0336, 15-0747, 15-2405**
 Bércecs, A., **04-0272**
 Bércecs, T., **07-0044**
 Berchtold, G.A., **15-2190**
 Bercot, E.A., **16-1985, 16-1986**
 Berdahl, D.R., **15-2283**
 Berdnikov, V.M., **14-0319**
 Berecoechea, J., **16-2061**
 Berecz, E., **03-0164**
 Berenschot, D.R., **19-0203**
 Berestova, S.S., **15-1199**
 Berezin, G.H., **04-0422**
 Berezovskii, G.A., **11-0637**
 Berezovskii, V.M., **11-0068**
 Berg, U., **04-0274, 04-0332, 04-0505, 09-0065, 09-0068, 10-0854**
 Bergbreiter, D.E., **10-1334, 10-1686, 10-1742, 12-0015, 13-0399, 15-0651, 15-1641, 16-1896, 19-1297**
 Bergel'son, L.D., **19-1077, 16-1255**
 Bergens, S.H., **12-0079, 15-1361, 19-1759**
 Berger, D., **15-1462**
 Berger, J.G., **05-0389, 12-0349**
 Berger, K.R., **12-0303**
 Berger, M., **19-0349**
 Berger, R., **02-0235, 16-0916**
 Berger, S., **15-1143, 16-1299**
 Bergeron R., **10-0992, 16-2164**
 Bergeron, R.J., **03-0174**
 Bergeron, R., **03-0174**
 Bergin, W.A., **19-1106**
 Berglund, B.A., **19-0485**
 Berglund-Larsson, U., **11-0006**
 Bergman, A., **04-0469**
 Bergman, R., **15-2026**
 Bergman, R.G., **05-0288, 10-0250, 10-0254, 10-0255, 10-0257, 15-0352, 15-0367, 15-0927, 15-1321, 15-1879, 15-2405, 16-0947, 17-0461, 18-0039, 18-0100, 18-0168, 18-0170, 18-0487, 18-0650, 19-0829**
 Bergmann, D., **01-0028**
 Bergmann, E.D., **02-0093, 02-0174, 02-0204, 10-1146, 14-0448, 14-0449, 14-0451, 15-0992**
 Bergon, M., **16-1570**
 Bergson, G., **12-0063, 12-0064**
 Bergstad, K., **15-1663**
 Bergstrom, R.G., **10-0520, 13-0034**
 Beringer, F.M., **19-1436**
 Berk, S.C., **12-0599, 15-0773, 16-1897**
 Berkessel, A., **15-2298, 16-0647, 18-0358, 19-1133**
 Berkheimer, H.E., **05-0071, 08-0121**
 Berkoff, C.E., **12-0693**
 Berkovitch-Yellin, Z., **04-0102, 04-0188**
 Berkowitz, D.B., **19-1319**
 Berkowitz, W.F., **10-1391, 18-0260**
 Berks, A.H., **05-0126**
 Berlan, J., **07-0105, 07-0114, 15-1039, 15-1066, 15-1170, 15-2022, 16-0122**
 Berlin, A.J., **04-0323**
 Berlin, K.D., **19-0338**
 Berliner, E., **09-0037, 11-0073, 13-0070, 15-0080, 15-0084, 15-0087**
 Berman, A.M., **13-0214**
 Berman, J.D., **14-0454**
 Bermejo, F., **10-1554**
 Bermudez, A., **18-0369**
 Bernabé, M., **10-1530**
 Bernabé, P., **12-0273, 16-1734**
 Bernad, P.L., **17-0398**
 Bernadou, F., **10-1765, 17-0148**

- Bernard, D., 10-1245
 Bernard, H.W., 05-0342
 Bernard, J.-M., 19-1622
 Bernard, M., 16-1269
 Bernardelli, P., 10-1513
 Bernardi, A., 16-1051
 Bernardi, C.R., 13-0451
 Bernardi, F., 02-0089, 04-0047, 04-0291, 05-0119, 05-0120, 05-0121, 10-0771, 15-0021, 15-2105, 15-2211, 15-2336, 16-1402, 18-0847
 Bernardi, L., 10-1495, 16-0926
 Bernardi, R., 14-0153, 14-0347
 Bernardinelli, G., 04-0467, 15-0994, 15-1887, 15-2050
 Bernardo, J.E., 19-0926, 19-1351
 Bernasconi, C.F., 05-0122, 05-0208, 06-0006, 06-0022, 06-0030, 06-0037, 06-0038, 06-0041, 06-0052, 06-0053, 06-0056, 06-0058, 06-0059, 08-0103, 08-0107, 09-0016, 10-0240, 13-0003, 13-0013, 13-0014, 15-0024, 15-0041, 15-0195, 15-0198, 15-0325
 Bernasconi, S., 15-1758
 Bernatchez, M., 16-1935
 Bernath, P.F., 05-0399
 Bernath, T., 14-0271
 Bernáth, G., 16-0034
 Berndt, A., 15-0094, 17-0055
 Berneis, H.L., 17-0109
 Berner, D., 10-0391, 18-0126
 Bennett, W.A., 04-0416
 Bernhardt, J.C., 10-1377, 14-0382, 14-0384
 Bernheim, M., 12-0509
 Bernheim, R.A., 05-0342
 Bernier, C., 16-0977
 Berninger, R.W., 11-0616
 Bernini, R., 13-0149, 18-0356
 Bernocchi, E., 15-0848
 Bernsmann, H., 15-0604
 Bernstein, E.R., 03-0072, 04-0267
 Bernstein, H.I., 18-0013
 Bernstein, M.D., 16-0361
 Bernstein, M.P., 05-0188, 08-0205
 Bernstein, R.B., 06-0013, 17-0041
 Bernstein, S., 19-0049
 Bernstein, W.J., 04-0068, 04-0155
 Beronius, P., 10-0088
 Berova, N., 04-0117
 Berrier, A.L., 10-0139, 10-0191, 17-0451
 Berrier, C., 11-0536
 Berrigan, P.J., 10-0488
 Berry, J.F., 15-1840
 Berry, R.S., 02-0036, 13-0047
 Bersohn, R., 05-0208
 Berson, J.A., 04-0213, 09-0090, 15-2096, 15-2111, 17-0422, 18-0038, 18-0039, 18-0040, 18-0100, 18-0104, 18-0168, 18-0170, 18-0551, 18-0558, 18-0559, 18-0561, 18-0562, 18-0589, 18-0599, 18-0628, 18-0629, 18-0630
 Berteau, P., 17-0176
 Bertelli, D.J., 02-0156, 02-0163, 02-0173, 02-0174
 Berthe, B., 15-0323
 Berthelette, C., 16-1240
 Berthelot, J., 11-0226
 Berthelot, M., 01-0051, 08-0090, 08-0091, 08-0092, 08-0093, 08-0094, 08-0095
 Berther, C., 19-0750
 Berther, J.-C., 16-0968
 Berthier, G., 02-0013
 Berthiol, F., 13-0401, 13-0445, 13-0539
 Berthon, B., 19-0674
 Berti, F., 17-0152
 Berti, G., 10-0580, 10-0623, 15-0036, 15-0125, 15-1726, 15-1737, 16-1212, 16-1375
 Bertie, J.E., 02-0214
 Bertilsson, S.K., 17-0219
 Bertin, J., 14-0159
 Bertini, F., 12-0585, 14-0155, 16-0499, 16-0500
 Bertolini, G., 12-0230, 16-1077
 Bertounesque, E., 16-0811
 Bertoux, F., 15-1381, 15-2085
 Bertram, A.K., 12-0353
 Bertran, J., 12-0087
 Bertrand, G., 16-1736
 Bertrand, J.A., 18-0122
 Bertrand, M., 15-2187, 15-2212, 15-2284
 Bertrand, M.-J., 16-0578
 Bertrand, M.P., 17-0138
 Bertrand, N., 16-1847
 Bertrand, R., 15-0251
 Bertrand, S., 15-1049
 Bertrand, W.S., 14-0436
 Bertsch, H., 17-0149
 Bertsch, R.J., 19-1296, 19-1344
 Bertus, P., 12-0293, 12-0329, 16-0856, 16-1115, 16-1411
 Bertz, S.H., 10-1319, 10-1334, 10-1355, 10-1357, 10-1365, 10-1366, 12-0560, 12-0570, 14-0377, 15-1066, 15-1169, 15-1174, 16-0848
 Berwin, H.J., 11-0107
 Besace, Y., 15-1066
 Besançon, J., 19-1669
 Besemer, A.C., 19-0195
 Besev, M., 15-1261
 Beslin, P., 12-0242, 19-0823
 Bespalova, N.B., 18-0761
 Bessard, Y., 10-1847
 Besseau, F., 08-0091, 08-0093, 08-0094
 Bessho, K., 16-1525, 17-0377
 Bessho, Y., 15-0596
 Bessieres, B., 16-0502
 Besson, L., 15-1612
 Besson, T., 11-0382
 Best, D.C., 10-0161, 10-0170
 Bestetti, G., 15-1758
 Bestian, H., 16-2111
 Bestmann, H.J., 04-0068, 10-0870, 10-0998, 16-1255, 16-1263, 16-1265, 16-1287, 16-1336, 16-1343, 16-1344, 16-1408, 17-0489
 Bestre, R.D., 14-0260
 Beswick, P.J., 15-0993
 Betancor, C., 17-0154
 Betancort, J.M., 15-0994, 16-1268
 Betchaku, A., 16-1521
 Bethea III, T.W., 19-0438
 Bethell, D., 12-0374, 05-0002, 05-0070, 05-0219, 05-0327, 05-0330, 06-0064, 10-0119, 10-0638, 12-0345, 12-0385, 13-0216, 15-1782, 15-2261, 19-0836
 Bethmont, V., 10-0605
 Bethune, D.S., 02-0356
 Betkouski, M., 07-0057
 Betschart, C., 19-1692, 19-1710
 Bettadaiah, B.K., 10-0851
 Betteridge, D., 01-0013, 01-0016
 Bettigeri, S.V., 13-0347, 16-2179
 Bettinger, H.F., 02-0262, 05-0385
 Betts, J., 14-0214
 Betts, M.J., 16-2111
 Betz, J., 05-0175
 Betz, W., 18-0643
 Betzemeier, B., 10-1407, 15-1749, 19-0182, 19-0185, 19-0720
 Beuchet, P., 10-1688, 16-0874
 Beug, M., 11-0010
 Beugelmans, R., 13-0343, 13-0589

- Beumel Jr., O.F., **10-1768, 16-1185**
 Beutler, M., **15-1486**
 Beutner, G.L., **16-1110**
 Bevan, C.W.L., **16-1513**
 Beveridge, D.L., **02-0016**
 Beverwijk, C.D.M., **03-0083**
 Bévière, S.D., **19-0612**
 Bevington, J.C., **16-2062**
 Bevins, C.L., **12-0059**
 Bewersdorf, M., **12-0623**
 Bewick, A., **15-1851, 15-1917**
 Beyer, K., **03-0176**
 Beylerian, N.M., **19-0255**
 Beynek, H., **16-1345**
 Bez, G., **10-0946, 15-1773, 16-0117**
 Bezbaruua, M., **10-0946**
 Bezbaruua, M.S., **16-0117**
 Bezbozhnaya, T.V., **10-0202, 10-0278, 10-0425**
 Bezman, S.A., **15-2202**
 Bezrodnyĭ, V.P., **16-2146**
 Bhacca, N.S., **18-0859**
 Bhaduri, A.P., **10-0861, 11-0225**
 Bhagwat, M.M., **15-0512**
 Bhagwat, V.V., **18-0309**
 Bhalay, G., **19-0797**
 Bhalerao, U.T., **10-0459, 18-0295, 19-0470, 19-1641**
 Bhalla, A., **19-0925**
 Bhamare, N.K., **16-0335**
 Bhanange, B.M., **14-0407**
 Bhanamathi, N., **10-0958**
 Bhandari, A., **15-0509**
 Bhandari, K., **19-0429, 19-1491**
 Bhanu, S., **10-1769**
 Bhanumathi, N., **10-0925, 10-0579**
 Bhar, S., **10-1587, 15-1059, 19-0683, 19-0982, 19-1377**
 Bharadwaj, A.R., **15-1339, 15-1368, 16-0724**
 Bharadwaj, P.K., **03-0118**
 Bharathi, B., **10-0943, 19-0781**
 Bharathi, P., **13-0664, 16-1973**
 Bhardwaj, N., **13-0272**
 Bhat, K.S., **16-0493**
 Bhat, N.G., **10-1752, 12-0492, 12-0494, 15-1186, 18-0435, 18-0444, 18-0453, 18-0456**
 Bhat, S.V., **16-0775**
 Bhatia, B., **14-0100**
 Bhatia, K.A., **18-0140**
 Bhatnagar, A.K., **19-0063**
 Bhatnagar, S.P., **16-1462**
 Bhatt, A., **19-0529**
 Bhatt, A.K., **11-0239**
 Bhatt, M.V., **10-1114, 17-0321, 18-0644, 19-0634, 19-1598**
 Bhatt, P., **19-0831**
 Bhattacharjee, M., **14-0440**
 Bhattacharjya, G., **16-1767**
 Bhattacharya, A.K., **16-1309**
 Bhattacharya, S., **13-0540, 13-0726**
 Bhattacharya, S.N., **12-0476**
 Bhattacharyya, A., **10-0633**
 Bhattacharyya, S., **13-0365, 16-0347, 16-0357, 16-0357, 16-0363, 16-1746, 19-1135**
 Bhatti, A.M., **12-0688**
 Bhatti, Z.A., **16-1515**
 Bhaumik, A., **15-0224**
 Bhawal, B.M., **10-1027, 19-1273**
 Bhinderwala, N.S., **10-1273**
 Bhor, S., **15-1764**
 Bhuiyan, Md.M.H., **13-0196, 13-0489, 15-0618**
 Bhupathy, M., **14-0410, 18-0235**
 Bhusare, S.R., **11-0258**
 Bhushan, V., **04-0194, 15-1656, 15-1674, 15-1694, 19-0501**
 Bhuvaneswari, N., **11-0659**
 Bhuvaneswari, N., **19-1334**
 Biaggio, F.C., **19-1782**
 Biale, G., **17-0070, 17-0072, 17-0077**
 Biali, D.A., **02-0396**
 Biali, S.E., **02-0394, 02-0396, 02-0397, 03-0124, 03-0125, 03-0130, 04-0326, 04-0344, 04-0504, 04-0506, 11-0345**
 Bian, Y.-J., **19-1645, 19-1646**
 Bianchi, D., **04-0196**
 Bianchi, G., **15-1932, 15-1932, 15-1943, 15-2423**
 Bianchi, M., **10-1837, 15-1375, 15-1477**
 Bianchi, R., **02-0268**
 Bianchi, T.A., **10-0589, 16-2171**
 Bianchini, C., **15-0279, 15-2406**
 Bianchini, J., **15-0108**
 Bianchini, R., **15-0012, 15-0012, 15-0014, 15-0022, 15-1524, 15-1531**
 Bianco, A., **19-1088**
 Biańeck-Florjańczyk, E., **15-0984**
 Bible Jr., R.H., **15-0139**
 Bible, R., **02-0364**
 Bickart, P., **18-0737**
 Bickel, A.F., **14-0226**
 Bickelhaupt, F., **02-0061, 02-0062, 02-0063, 10-0317, 12-0566, 12-0582, 12-0583, 12-0584, 12-0585, 12-0604, 12-0613, 15-2282, 18-0649**
 Bickley, J.F., **15-1316, 15-1813, 18-0155**
 Bida, G., **19-0255**
 Bidd, I., **10-1050**
 Bieber, J.B., **18-0411**
 Bieber, L.W., **10-0828, 16-0826, 19-1221**
 Bieber, W., **10-0808**
 Bieberbach, A., **02-0257**
 Biechler, S.S., **16-1591**
 Biedermann, P.U., **02-0186, 02-0360**
 Biehl, E.R., **13-0080, 13-0574**
 Bielawski, C.W., **18-0794**
 Biella, S., **19-0117**
 Biellmann, J.F., **10-1264, 10-1706, 10-1727, 12-0074, 12-0388, 15-0407, 15-0465, 15-0466, 17-0278, 17-0382, 18-0727**
 Biellmann, R., **10-0175**
 Bielski, B.H.J., **05-0210**
 Bielski, R., **17-0336**
 Biemann, K., **16-2052**
 Bieniarz, C., **13-0130**
 Bieniek, M., **18-0781**
 Bienz, S., **04-0137, 12-0669**
 Bierbaum, V.M., **02-0024, 05-0106, 10-0267, 10-0344, 10-0368, 17-0183**
 Bieri, J.H., **04-0460**
 Bierling, B., **19-0056**
 Biermann, D., **15-2073, 15-0909**
 Bieron J.F., **17-0458, 11-0586**
 Biethan, U., **18-0640**
 Biffi, C., **05-0253, 19-0109**
 Biffin, M.E.C., **10-1005, 15-0397, 15-1624**
 Bigam, G., **02-0250**
 Bigdeli, M.A., **16-0059**
 Bigeleisen, J., **06-0059**
 Bigg, D.C.H., **16-1736**
 Biggs, J., **10-0495**
 Bigi, F., **11-0409, 11-0497, 15-1770, 16-1151, 19-0532**
 Bigler, P., **18-0190**
 Bigley, D.B., **12-0643, 12-0644, 12-0650, 16-2074, 19-0885**
 Bihan, D., **16-1383**
 Bijoy, P., **11-0365**
 Bijvoet, J.M., **04-0097**
 Bilevitch, K.A., **05-0313, 12-0616**
 Bilgrien, C., **19-0109**
 Biller, W.T., **16-0414**
 Billet, J., **16-0527**
 Billet, M., **16-0379**
 Billingham, N.C., **14-0453**
 Billington, D.C., **10-1251**
 Billion, A., **12-0339**

- Billmers, J.M., 19-0498,
19-0827
- Billups, W.E., 02-0080, 02-035,
02-0081, 02-0196, 04-0466,
04-0491, 06-0041, 14-0154,
14-0157, 18-0172, 18-0367,
18-0589
- Bilodeau, M.T., 16-1015
- Biloski, A.J., 19-0757
- Bindu, K.H., 16-1611, 16-1906
- Binev, I.G., 09-0023
- Bingel, W.A., 01-0079
- Binger, P., 12-0445, 15-1975,
15-2201, 15-2284
- Bingham, R., 12-0325
- Bingham, R.C., 02-0018,
05-0281, 10-0057, 10-0279,
10-0280, 10-0326, 14-0101,
18-0113
- Bingham, T.E., 18-0281
- Binkley, R.W., 18-0641
- Binnesmans, K., 11-0121
- Binsch, G., 04-0369, 04-0381,
06-0056, 15-2212
- Binshtok, E.V., 16-1301
- Binzet, S., 04-0514, 10-0276
- Biolatto, B., 10-1426, 12-0470,
13-0354, 13-0533
- Biordi, J., 10-0599
- Bir, G., 15-2064
- Biran, C., 12-0320
- Birch, A.J., 12-0691, 15-0406,
15-0423, 15-0466, 15-0533,
15-0538, 15-0541
- Birchal, J.M., 11-0593
- Birckbichler, P.J., 19-0338
- Bird, C.W., 15-1381
- Bird, C.N., 17-0127, 17-0231
- Bird, C.W., 02-0095, 02-0139,
02-0147, 02-0150, 12-0074,
14-0443, 15-1393, 17-0015,
19-0718
- Bird, P.H., 15-2202
- Bird, R., 10-1636, 10-1713,
19-0836
- Bird, S.J., 16-1621
- Biresaw, G., 15-2341
- Birikaki, L., 16-1423
- Birladeanu, L., 18-0590
- Birlirakis, N., 19-0320
- Birmingham, J.M., 12-0562
- Birnbaum, G., 01-0037
- Birnbaum, J.C., 19-0608
- Birney, D.M., 17-0422
- Birr, C., 16-1816
- Birum, G.H., 16-1302
- Bisaha, J., 10-1640, 15-2063,
16-1144
- Bisai, A., 10-0961, 16-1453,
19-0167
- Bisaro, F., 10-1499
- Bisarya, S.C., 11-0233
- Bischof, P., 02-0180
- Bishop III, K.C., 18-0837
- Bishop, C.A., 17-0066
- Bishop, C.E., 17-0524, 19-0379
- Bishop, R., 03-0155
- Bishop, R.J., 01-0087
- Bishop, S.W., 19-1567
- Biskup, M., 02-0259, 02-0264,
02-0265, 02-0266, 02-0277
- Biss, J.W., 19-1184
- Bissell, E.R., 15-1521
- Bissett, J.S., 16-0624, 16-0871
- Bissinger, H.J., 04-0471
- Biswas, G., 10-0842
- Bisztray, K., 07-0118, 07-0119
- Bitsi, G., 12-0731
- Bittl, R., 07-0018
- Bittler, K., 15-1378
- Bittner, S., 19-0596
- Björkling, F., 10-1377
- Bjorklund, C., 12-0692
- Björkman, E.E., 15-1867
- Björsvik, H.-R., 14-0138,
19-0331, 19-0336
- Black, C.J., 12-0174
- Black, D.J., 18-0362
- Black, D.S., 15-1932, 18-0688,
19-0662
- Black, K.A., 18-0605
- Black, K.W., 18-0121
- Black, P.J., 15-0904
- Black, S.J., 11-0136
- Black, T.H., 10-0478, 17-0496,
18-0895
- Blackburn, L., 16-1278
- Blackburn, B.K., 15-1691
- Blackburn, E.V., 14-0045,
18-0512
- Blackburn, G.M., 16-1847,
16-1849, 18-0727
- Blackburn, L., 16-1292
- Blackburn, P., 16-1383
- Blackburne, I.D., 01-0087
- Blacker, A.J., 10-1463, 15-1782
- Blackert, J.F., 14-0058
- Blacklock, T., 13-0487
- Blacklock, T.J., 11-0254,
16-1825, 18-0574, 18-0630,
19-0680
- Blackman, N.A., 19-0662
- Blackman, S.W., 10-0914
- Blackmond, D.G., 13-0178,
13-0399, 13-0419, 15-0434
- Blackstock, S.C., 03-0095
- Blackstock, S.C., 05-0321
- Blackwell, J., 19-1350
- Blackwell, J.M., 12-0319,
19-1142
- Blackwell, L.F., 17-0063,
17-0065
- Blackwood, R.K., 10-0486
- Bladé-Font, A., 16-1304,
16-1792
- Blades, K., 15-1680
- Blageov, B., 10-1689,
12-0401
- Blagoveschenskii, V.S., 04-0372
- Bláha, K., 10-1674
- Blain, D.A., 02-0353
- Blair, L.K., 08-0077, 08-0224,
08-0231, 08-0233, 08-0234
- Blake, A.J., 15-0311, 15-1271
- Blake, J.F., 10-0020, 15-2098
- Blake, M.R., 11-0116
- Blake, P., 15-0106
- Blake, P.G., 15-0290
- Blakey, S.B., 13-0512
- Blakskjær, P., 15-1338
- Blanc, J., 10-0326
- Blanch, R., 04-0476
- Blanch, R.J., 03-0209, 03-0210
- Blanchard, E.J., 16-1762
- Blanchard, E.P., 15-2205,
15-2333, 15-2336
- Blanchard, M., 16-2052
- Blanchette, P.E., 15-1731
- Blanchfield, J.T., 16-1637
- Blanchot-Courtois, V., 10-1540
- Blanco, B., 13-0481
- Blanco, L., 12-0155
- Blanco, O.M., 18-0782
- Blanco-Urgoiti, J., 15-1430,
15-1441
- Blanco-Hui, 12-0599
- Bland, W.J., 15-1641
- Blandamer, M.J., 02-0406,
06-0057, 09-0092, 10-0033,
10-0034, 10-0078, 15-2029
- Blander, M., 03-0007
- Blank, J., 15-1368, 16-0724
- Blankert, J.F., 10-1252
- Blankinship, M.J., 16-0057
- Blanksby, S.J., 01-0088
- Blanton, J.R., 19-0936, 19-1297
- Blanzat, J., 04-0242
- Blaschke, G., 04-0173, 04-0174,
04-0513
- Blaser, D., 11-0464
- Blaser, H.-U., 16-1177
- Bläser, D., 02-0081, 03-0065,
04-0467, 15-0430
- Blaskó, A., 13-0019, 16-0016
- Blass, B.E., 10-0981
- Blavins, J.J., 15-1954
- Blay, G., 16-0073, 16-1528
- Blazejewski, J., 13-0581
- Blazek, J.M., 18-0146
- Blazević, N., 10-0891

- Bleichert, S., **15-1250, 18-0691, 18-0755, 18-0774, 18-0781, 18-0784, 18-0789, 18-0792, 18-0800, 18-0804**
- Bleeke, J.R., **15-0523**
- Blettner, C.G., **13-0485**
- Blindheim, U., **15-0793**
- Bliznets, I.V., **16-0673**
- Bloch, R., **02-0181, 19-1056**
- Block Jr., P., **16-0320**
- Block, E., **02-0089, 05-0119, 10-0111, 10-1666, 10-1705, 12-0402, 13-0768, 14-0397, 16-1375, 16-1402, 17-0337, 17-0349, 18-0700, 19-0795, 19-0811, 19-0849, 19-1575, 19-1602, 19-1778, 19-1788**
- Blodgett, J.K., **18-0272**
- Blokkzijl, W., **02-0406, 15-2029, 15-2029**
- Blom, C.E., **02-0402**
- Blom, H.P., **15-0696**
- Blomberg, C., **05-0162, 12-0583, 12-0603, 12-0604, 16-0478, 16-0523, 16-0532**
- Blomgren, P.A., **13-0530, 13-0555**
- Blomquist, A.T., **04-0078, 04-0472, 16-1465, 18-0050**
- Bloodworth, A.J., **15-0263, 15-2153**
- Bloom, S.H., **17-0276**
- Bloomfield, J.J., **16-1412, 16-2022, 19-1480, 19-1728, 19-1733, 19-1737, 19-1738, 19-1739**
- Blotny, G., **16-2169**
- Blough, B.E., **15-0552**
- Blouin, M., **10-0620**
- Blount, J.F., **10-1451**
- Blucher, W.G., **11-0139**
- Blues, E.T., **19-1347**
- Bluet, G., **16-1112, 16-1113**
- Bluhm, A.L., **19-0350**
- Bluhm, H.J., **19-0025**
- Blukis, V., **01-0081**
- Blum, J., **10-1017, 11-0360, 11-0634, 13-0322, 14-0448, 14-0449, 14-0451, 16-0891, 18-0143**
- Blum, L., **19-1564**
- Blum, S.A., **19-0829**
- Blume, E., **16-1198**
- Blume, R.C., **16-1649**
- Blunt, J.W., **15-0562**
- Bly, R.K., **10-0135**
- Bly, R.S., **10-0134, 10-0135, 10-0137, 18-0085**
- Blyumberg, E.A., **15-1798, 19-0701**
- Boar, R.B., **19-1410, 19-1411**
- Boaz, N.W., **10-0229, 10-0233, 10-1364, 10-1453, 15-1066, 15-1170, 15-1173**
- Bobbitt, J.M., **19-0196, 19-0344, 19-0689**
- Bobrowski, K., **07-0033, 07-0034**
- Bobylev, V.A., **10-0493**
- Bocarsly, A.B., **19-0109**
- Bocharov, B.V., **17-0486**
- Boche, G., **02-0257, 05-0136, 05-0136, 05-0143, 05-0148, 05-0270, 12-0030, 12-0509, 12-0509, 16-1189, 18-0505, 18-0506**
- Bocher, S., **10-0256**
- Bochkov, A.F., **08-0157**
- Bocian, W., **16-0584**
- Bock, C.W., **02-0028**
- Bock, H., **01-0013, 11-0181, 16-0263, 19-0271**
- Bock, M.G., **16-0232, 17-0147**
- Bock, P.L., **12-0013**
- Bockman, T.M., **15-0515, 15-1497**
- Bockrath, B., **05-0109**
- Bockstiegel, B., **10-1661**
- Bodansky, M., **16-1795**
- Bodanszky, A., **16-1797**
- Bodanszky, M., **16-1797**
- Bode, J.W., **15-1939, 16-0760**
- Bode, K., **16-0188**
- Boden, D.J., **13-0379**
- Boden, E.P., **16-1665**
- Boden, H., **10-1794**
- Bodepudi, V.R., **15-0119**
- Bodewitz, H.W.H.J., **12-0604**
- Bodkin, J.A., **15-1863**
- Bodmann, K., **16-1308**
- Bodot, H., **18-0225**
- Bodrikov, I.V., **15-0021, 16-0198**
- Bodwell, G.J., **02-0067, 02-0068, 02-0281**
- Bodyston, A.J., **02-0290**
- Boebel, T.A., **15-2303**
- Boeche, N., **19-1088**
- Boeckman Jr., R.K., **10-1636, 15-0133, 15-0136, 15-0266, 15-1350, 16-1071, 18-0579, 18-0657, 18-0665**
- Boeder, H., **16-1816**
- Boehm, P., **19-1102**
- Boehshar, M., **12-0441**
- Boekelheide, V., **02-0276, 02-0295, 02-0298, 02-0333, 06-0074, 10-1697, 10-1702, 17-0182**
- Boele, J., **08-0084**
- Boele, M.D.K., **13-0369**
- Boelens, H., **17-0275**
- Boelens, M., **10-0873**
- Boelhouwer, C., **10-1218, 18-0827**
- Boer, F.P., **05-0063, 05-0075, 11-0454**
- Boerner, D., **10-0232**
- Boero, M., **18-0316**
- Boersma, J., **16-0833**
- Boersma, M.A.M., **18-0566**
- Boerth, D.W., **08-0068, 08-0070, 08-0074**
- Boerwinkle, F., **15-0020**
- Boese, R., **02-0055, 02-0081, 03-0065, 04-0339, 04-0467, 15-0430, 18-0087**
- Boese, W.T., **19-0061**
- Boesten, W.H.J., **16-1734, 19-1484**
- Boeters, C., **17-0266**
- Boettcher, R.J., **18-0853**
- Boev, V.I., **12-0354**
- Boezio, A.a., **10-0705**
- Bogatkov, S.V., **16-0031**
- Bogatskii, A.V., **10-0470**
- Bogavac, M., **16-1942**
- Bogdal, D., **10-0590**
- Bogdanov, G.N., **18-0187**
- Bogdanov, V.S., **15-0049**
- Bogdanović, B., **04-0146, 12-0578, 15-0597, 15-0709**
- Bogdał, D., **19-0675**
- Bogen, S., **15-1224**
- Boger, D.L., **15-0145, 15-1118, 15-1352, 15-2102, 15-2122, 15-2139**
- Bøgevig, A., **16-0384, 19-0506**
- Boggio, C., **15-0318**
- Boggs, J.E., **04-0261, 04-0350**
- Boggs, J.K., **10-0543**
- Boggs, R.A., **07-0049**
- Bogseth, R.C., **10-0527**
- Boguslavskaya, L.S., **04-0131, 10-0759, 14-0135, 14-0293, 15-1542, 15-1544, 15-1556, 16-0449**
- Bohé, L., **15-1780**
- Bohlmann, F., **07-0008, 14-0320**
- Böhm, H.P., **12-0583**
- Böhm, M., **14-0244**
- Böhm, S., **11-0087**
- Böhm, V.P.W., **10-1303, 13-0538**
- Bohme, D.K., **08-0051, 08-0077, 08-0223, 08-0237, 10-0336, 10-0345, 10-0346**
- Böhme, H., **16-0101**
- Böhme, M., **10-1333**

- Böhmer, V., **03-0120, 03-0123, 03-0124, 03-0139**
 Bohn, A.A., **02-0051**
 Bohne, C., **02-0387**
 Boiadjiev, S.E., **04-0058**
 Boireau, G., **16-0493, 16-0683, 19-0954**
 Bois-Choussy, M., **13-0343**
 Boiteau, J.-G., **15-1125, 15-1131**
 Boitiaux, J.P., **15-0424**
 Boivin, J., **12-0339, 16-1504, 16-1505**
 Bojanowska, I., **08-0229**
 Bojarski, J.T., **16-1871**
 Bokova, A.I., **11-0607**
 Bolan, J.L., **16-0301**
 Boland, W., **16-1370, 19-0547**
 Boldeskul, I.E., **16-1403**
 Boldi, A.M., **18-0905**
 Boldt, P., **10-1605, 10-1606, 15-0101, 15-0112, 15-1927**
 Boleslawski, M.P., **16-0500**
 Bolesov, I.G., **15-2260, 16-1959, 18-0616**
 Bolestova, G.I., **10-1382, 15-0514, 15-0717, 16-0743**
 Bolhofer, W.A., **10-0983**
 Bolitt, V., **10-1780, 15-0252**
 Böll, W.A., **02-0259, 02-0264, 02-0265, 02-0266, 17-0507, 17-0509**
 Bollinger, F.W., **12-0216**
 Bollinger, J.M., **04-0500, 04-0502, 04-0504, 10-0117, 15-2365, 18-0493, 18-0361, 18-0363, 19-0184, 19-0191, 19-1034, 19-1149**
 Bolm, C., **19-0190**
 Bolon, D.A., **10-0134**
 Bolourtchian, M., **15-0472, 19-0147, 19-0242, 19-1701**
 Bols, M., **15-2140, 16-1873**
 Bolster, J.M., **04-0478**
 Bolton, G.L., **10-1710, 10-1726, 15-0879**
 Bolton, J.R., **05-0208**
 Bolton, P.D., **08-0160, 08-0238, 08-0239**
 Bolton, R., **13-0736, 14-0031, 14-0325, 15-0001**
 Bolze, C., **12-0736**
 Bolze, R., **15-0094**
 Bomben, K.D., **08-0234**
 Bombicz, P., **16-1212**
 Bombrun, A., **10-0883**
 Bombrun, A., **10-1293**
 Bommer, P., **04-0203**
 Bon, E., **16-1736**
 Bonadies, F., **15-1818**
 Bonaga, L.V.R., **15-1415, 15-1416, 15-1430, 15-1439, 15-2390**
 Bonanni, M., **19-1231**
 Bonato, M., **15-0678**
 Bonaventura, M.M., **04-0369**
 Bonazzola, L., **05-0273**
 Bonačić-Koutecký, V., **07-0001**
 Bonchev, D., **04-0260**
 Bond, F.T., **17-0270, 17-0275**
 Bondarenko, T.N., **10-1851**
 Bonde, S.E., **10-1296**
 Bondlela, M., **10-1380**
 Bondock, S., **16-2089, 16-2090**
 Bondybey, V.E., **15-0488**
 Bonesi, S.M., **11-0300**
 Bonet, J., **18-0186**
 Bongini, A., **15-1099**
 Bonham, R.A., **01-0060, 01-0061**
 Bonhoeffer, K.F., **19-1764**
 Boniardi, O., **19-0450**
 Bonilla, R.J., **15-0526**
 Bonini, B.F., **10-1495**
 Bonini, C., **10-1150, 10-1153, 10-1172, 15-1690, 19-0898**
 Bonini, G., **11-0497**
 Bonitatebus Jr., P.J., **18-0770**
 Bonitatebus, P.J., **18-0792**
 Bonitz, G.H., **16-0405**
 Bonjoch, J., **15-1240**
 Bonk, P.J., **06-0016**
 Bonnat, M., **19-1490**
 Bonne, D., **13-0209**
 Bonne, F., **16-0391**
 Bonneau, R., **04-0469, 05-0386**
 Bonnekessel, M., **10-1330**
 Bonner, O.D., **16-0040**
 Bonner, W.A., **14-0408, 18-0032, 18-0083, 19-1592**
 Bonnet, V., **13-0319**
 Bonnet-Delpon, D., **10-0296, 10-0672, 10-0929, 11-0391, 15-1753, 15-1770, 16-0863, 16-0901, 19-0863**
 Bonnett, R., **16-0275, 18-0877**
 Bonnichon, F., **05-0354**
 Bonnier, J., **14-0105**
 Bonnier, J.M., **13-0748**
 Bonnin, J.P., **11-0453**
 Bonrath, W., **07-0116**
 Bonthron, W., **19-0254**
 Bonvicino, G.E., **13-0773**
 Bonvino, V., **11-0334**
 Bonzougou, Y., **16-1926**
 Boogers, J.A.F., **15-1131**
 Boojamra, C.G., **14-0297**
 Boone, A.W., **06-0064**
 Boone, J.R., **19-0951, 19-1060, 19-1061, 19-1062**
 Boons, G.-J., **10-0604**
 Boord, C.E., **04-0412**
 Booth, B.L., **10-1839, 11-0528**
 Booth, H., **04-0338, 04-0366, 04-0367, 17-0084**
 Booth, S., **10-1790**
 Booth, S.E., **05-0142**
 Boothe, R., **11-0298**
 Boothe, T.E., **17-0139**
 Boovannahalli, S.K., **10-1117**
 Boozer, C.E., **10-0211**
 Bopp, R.J., **10-0114**
 Bora, U., **15-1002**
 Borah, R., **16-0358**
 Borate, H.B., **16-1153**
 Borau, V., **13-0576**
 Borbaruah, M., **19-0934**
 Borch, R.F., **05-0052, 16-0361, 16-1217, 19-1178**
 Borchardt, A., **02-0359**
 Borchardt, J.K., **17-0031, 17-0032**
 Borchert, A.E., **18-0582**
 Bordeau, M., **12-0320**
 Borden, G.W., **18-0467**
 Borden, J.E., **18-0567**
 Borden, W.T., **01-0001, 02-0216, 02-0234, 04-0470, 04-0521, 04-0522, 05-0121, 05-0239, 05-0285, 05-0286, 05-0288, 05-0332, 05-0398, 10-0047, 10-0227, 15-0562, 18-0543, 18-0630, 18-0669, 19-0766**
 Bordwell, F.G., **01-0102, 01-0103, 01-0106, 02-0141, 05-0105, 05-0138, 05-0245, 05-0246, 05-0378, 08-0018, 08-0051, 08-0056, 08-0084, 08-0141, 08-0217, 09-0060, 10-0077, 10-0219, 10-0222, 10-0303, 10-0305, 10-0331, 10-0333, 10-1602, 17-0003, 17-0039, 17-0048, 17-0052, 17-0054, 17-0057, 17-0073, 17-0125, 17-0221, 17-0344, 17-0346, 17-0348, 17-0353, 18-0198, 19-1616**
 Borecka, B., **03-0172**
 Boregaard, R., **15-0170**
 Borg-Karlson, A.-K., **10-0999**
 Borgen, G., **04-0392**
 Borgmann, C., **15-1481**
 Borhan, B., **15-1673, 19-0341, 19-0396, 19-0676**
 Borisenko, A.A., **15-0759**
 Borisov, A.E., **05-0135**
 Borisov, A.V., **15-0021**
 Borkar, S.D., **19-0559**
 Borkent, J.H., **04-0070**

- Borkowski, M., **09-0009**
 Born, D., **04-0437**
 Born, R., **15-0357**
 Börner, A., **15-0609, 16-0344, 16-0373, 19-1158**
 Borodin, A., **14-0424**
 Borodkin, G.I., **15-0623, 18-0006, 18-0011**
 Borodkin, V.S., **12-0670**
 Borosky, G.L., **13-0061, 18-0095**
 Borredon, E., **10-0587**
 Borredon, M.E., **10-0819**
 Bors, D.A., **08-0060**
 Borths, C.J., **15-2051**
 Bortolini, O., **15-1791**
 Boruah, A., **10-0591, 10-1394, 15-1018, 17-0384, 19-1268, 19-1694**
 Boruah, M., **17-0464, 19-1248**
 Boruah, R.C., **15-1002**
 Boruah, A., **16-1902, 18-0313**
 Borčić, S., **10-0134**
 Bos, H., **10-0711**
 Bos, H.J.T., **15-0216, 15-0217, 16-0209**
 Bos, W., **10-1614**
 Bosc, J., **10-1524**
 Bosch, A., **18-0872, 18-0873**
 Bosch, A.I., **18-0322**
 Bosch, E., **11-0119, 16-2083, 19-0272**
 Bosch, I., **16-1794, 19-1272**
 Bosch, R.J., **04-0349, 05-0339, 10-1183**
 Boschetto, D.J., **12-0013**
 Bosco, J.W.J., **16-1696**
 Bosco, M., **10-0931, 10-1064, 11-0457, 15-1018, 15-1105, 15-1167, 15-1170, 15-1289, 16-0521, 16-0615, 16-1618, 19-0997**
 Bose, A.K., **07-0116, 07-0105, 10-1599**
 Bose, D.S., **10-1030, 16-0062, 16-0077, 16-0131, 16-0328, 16-1171, 16-1580, 17-0441, 17-0465, 17-0467, 17-0471, 17-0483, 19-0212, 19-0772**
 Bose, G., **10-0561**
 Bosica, G., **12-0686, 15-1005, 15-1033, 16-0113, 16-0255, 16-0808, 16-1156**
 Bosma, R.H.A., **18-0826**
 Bosman, C., **15-1855**
 Bosnich, B., **04-0150, 04-0151, 12-0079, 15-1361, 15-1366, 16-1080, 16-1473, 18-0689, 19-1759**
 Bosret, J., **16-0486**
 Bossard, F., **10-1688**
 Bossart, M., **14-0391, 18-0056**
 Bosser, G., **17-0367**
 Bosshard, H., **18-0132**
 Bossio, M.R., **15-0361**
 Boswell Jr., G.A., **10-1078, 16-0447**
 Boswell, C.J., **10-0253**
 Bothe, H., **04-0431**
 Bothner-By, A.A., **02-0291**
 Botoshansky, M., **05-0263**
 Bott, K., **10-0391**
 Bott, R.W., **11-0011**
 Botta, M., **07-0119, 10-0901**
 Bottalico, D., **10-1770**
 Bottaro, J.C., **12-0709**
 Böttcher, A., **16-1918**
 Botteghi, C., **15-1486**
 Botteron D.G., **17-0143**
 Bottini, A.T., **04-0475, 10-0262, 10-0854, 13-0091**
 Bottino, A., **04-0162**
 Bottino, F.A., **19-1714**
 Bottle, R.T., **appendix A-0001**
 Botto, R.E., **10-0191**
 Bottoni, A., **05-0121, 15-2211, 15-2336, 16-0750**
 Bouab, O., **10-0537**
 Bouas-Laurent, H., **10-1794**
 Bouaziz, Z., **07-0091**
 Boucard, V., **18-0809**
 Bouchez, L.C., **16-2168**
 Bouchoule, C., **16-2052**
 Bouchu, D., **15-1065**
 Bouda, H., **10-0819**
 Boudakian, M.M., **10-0238**
 Boudin, A., **12-0593**
 Boudjouk, P., **01-0011, 07-0080, 07-0086, 07-009, 10-1226, 15-0175, 15-0586, 16-0814, 16-2003**
 Boudreaux, G.J., **17-0350**
 Boué, S., **12-0040**
 Bougauchi, M., **15-1808**
 Bouguir, F., **19-1021**
 Bouhlel, E., **16-0812**
 Bouillon, G., **10-0746**
 Bouillon, J.-P., **16-1062**
 Bouinidane, K., **19-1796**
 Bouis, P.A., **05-0092**
 Boukhal, H., **15-1001**
 Boukherroub, R., **15-0472, 19-1403**
 Boulaajaj, S., **15-1001**
 Boulou, N., **11-0423**
 Boumizane, K., **16-0453**
 Bounds, P.L., **12-0059**
 Bouquant, J., **16-1062**
 Bouquillon, S., **19-0218**
 BourBouz, S., **16-0646**
 Bourcier, S., **04-0096**
 Bourdelande, J.L., **15-1785**
 Bourdon, F., **16-1730**
 Bourdon, J., **15-1770**
 Bourgain, M., **10-1529, 10-1530, 10-1766, 10-0741**
 Bourgeois, J., **10-0265**
 Bourguet, E., **18-0156**
 Bourhis, M., **10-1524**
 Bourn, A.J.R., **04-0323**
 Bourns, A.N., **06-0067, 13-0018, 17-0059, 17-0236**
 Bousquet, C., **15-1835**
 Boussu, M., **16-1930**
 Boustany, K.S., **19-0871**
 Boutagy, J., **16-1306**
 Boutin, R.H., **18-0272**
 Boutonnet, F., **15-0053**
 Bouvier, J.-P., **15-1245**
 BouzBouz, S., **18-0781, 18-0786**
 Bouzide, A., **15-0965, 15-0971, 16-2157, 19-1384**
 Bovenkamp, J.W., **03-0113, 18-0250**
 Bovey, F.A., **04-0323**
 Bovicelli, P., **10-0685, 16-0443, 17-0213**
 Bovin, Y., **16-2132**
 Bowden, K., **01-0042, 02-0425, 02-0426, 08-0048, 08-0126, 15-0047, 16-1594, 19-0074**
 Bowe, C., **08-0147**
 Bowe, M.D., **05-0141**
 Bowen, C.T., **10-0082**
 Bowen, J.P., **03-0012**
 Bowen, P., **18-0872**
 Bower, J., **15-2426**
 Bower, T.R., **15-0004, 15-0033**
 Bowers Jr., J.R., **16-0530**
 Bowers, A., **19-0074**
 Bowers, C.W., **03-0102**
 Bowers, K.W., **15-0543**
 Bowers, M.T., **08-0219, 08-0223, 08-0224**
 Bowles, A.J., **14-0044**
 Bowles, D.M., **18-0490**
 Bowlin, H.B., **18-0559**
 Bowles, S.B., **16-1193**
 Bowman, N.S., **06-0069, 18-0179**
 Bowman, P.S., **08-0086**
 Bowman, W.R., **10-1483, 10-1603, 15-1277, 16-1506, 19-1533**
 Bowry, V.W., **14-0075, 14-0084**
 Box, V.G.S., **04-0366**
 Boxwell, C.J., **15-0531**
 Boy, J., **01-0065**

- Boyall, D., **16-0552**
 Boyd R.H., **08-0116**
 Boyd, D.R., **04-0038, 04-0136, 18-0645**
 Boyd, G.V., **15-0038, 15-0961**
 Boyd, R.H., **08-0032, 15-0028**
 Boyd, R.J., **01-0029**
 Boyd, S.D., **10-1484**
 Boyd, S.E., **03-0184, 03-0191**
 Boydston, A.J., **02-0290**
 Boyer, B., **10-0646, 19-0951, 19-1060**
 Boyer, J.H., **10-1032, 12-0086, 12-0707, 12-0708, 12-0713, 13-0722, 15-0397, 18-0264, 19-0763, 19-0776**
 Boyer, L.E., **18-0194**
 Boyer, R.F., **18-0557**
 Boykin, D.W., **13-0480, 13-0501**
 Boyle Jr., W.J., **08-0141, 15-0024**
 Boyle, B.A., **18-0872**
 Boyle, P.H., **04-0156, 04-0157**
 Boyles, D., **08-0147**
 Boynton, W.A., **10-0253**
 Bozell, J.J., **13-0361**
 Braca, G., **15-1375**
 Brace, N.O., **10-0970**
 Brackenridge, I., **10-0630**
 Brackman, W., **14-0353**
 Bradamante, S., **02-0143**
 Bradamanti, S., **05-0115**
 Bradbury, D., **11-0658**
 Braddock, D.C., **10-0717, 10-0994, 11-0137, 11-0423, 16-0759, 16-1416, 18-0793, 19-0115**
 Braddon, D.V., **10-0170**
 Bradley, J., **05-0380, 14-0033, 14-0328**
 Bradley, M., **10-1790, 15-1690, 19-0797**
 Bradley, W.A., **10-0077**
 Bradshaw, J.S., **03-0101, 03-0105, 03-0148, 04-0163, 04-0177, 13-0133, 14-0399, 16-0219, 19-1473, 19-1577**
 Bradshaw, R.W., **10-0982**
 Bradsher, C.K., **11-0392, 11-0393, 12-0615**
 Brady, D.G., **15-0049**
 Brady, J.D., **11-0021**
 Brady, W.T., **15-0265, 15-2178, 15-2184, 15-2185, 15-2186, 15-2213, 15-2214, 15-2216, 16-2108, 17-0168, 17-0170**
 Braenden, J.E., **19-0457**
 Braendlin, H.P., **11-0224**
 Braga, A.L., **10-0785, 12-0290, 12-0294, 15-0216, 15-0291, 15-0944, 15-1325, 16-0687**
 Bragin, J., **04-0436**
 Bragole, R.A., **18-0613**
 Braier, A., **15-2443**
 Braig, W., **10-1312**
 Braillon, B., **16-0263**
 Braish, T.F., **15-0040**
 Braisted, A.C., **18-0604**
 Bram, G., **10-0340, 10-0489, 10-0490, 10-0699, 10-1047, 10-1787, 16-1689, 17-0307**
 Brammer Jr., L.E., **05-0216**
 Brammer, C., **15-1982**
 Brammer, L., **01-0052, 01-0070, 02-0031**
 Branca, J.C., **05-0378**
 Branca, S.J., **04-0443**
 Branchadell, V., **15-2244, 15-2291**
 Branchaud, B.P., **17-0205**
 Branco, L.C., **09-0116, 15-1703**
 Branco, P.S., **15-1907**
 Brand, D.J., **04-0019**
 Brand, M., **12-0138, 15-1519, 15-1545**
 Brand, W.W., **13-0773**
 Branda, N.R., **04-0072**
 Brandänge, S., **11-0335, 19-1332**
 Brandenberger, S.G., **19-0418**
 Brandes, B.D., **15-1829**
 Brandes, E., **18-0710**
 Brandes, E.B., **18-0667**
 Brandi, A., **17-0449, 19-0774**
 Brandl, M., **06-0076, 19-0065**
 Brandon, R.W., **05-0328**
 Brandsma, L., **10-0230, 10-0826, 10-0999, 10-1726, 12-0396, 12-0421, 12-0483, 15-0216, 15-0217, 15-0502, 15-0532, 15-0545, 16-1898**
 Brändström, A., **10-0453**
 Brandt, S., **10-0178**
 Brandvold, T.A., **15-1882**
 Brandä, R.F., **16-0276**
 Brannen Jr., W.T., **10-0303**
 Brannock, K.C., **10-1621, 15-2189, 16-0290**
 Brant, J.B., **19-0714**
 Branton, G.R., **18-0572**
 Brard, L., **15-1871**
 Bräse, S., **10-0753, 10-1488, 16-0687**
 Brasen, W.R., **19-0836**
 Braslavsky, S.E., **07-0001, 07-0011**
 Brassel, B., **18-0567**
 Bratcher, M.S., **02-0360**
 Bratovanov, S., **16-0487**
 Bratovanov, S.S., **15-1125**
 Bratsch, S.G., **01-0029**
 Braude, E.A., **05-0135, 08-0018, 08-0040, 15-0849, 19-0023**
 Brauman, J.I., **02-0348, 05-0106, 05-0123, 08-0014, 08-0077, 08-0, 08-0224, 08-0233, 08-0234, 10-0020, 10-0336, 10-0353, 10-0354, 10-0359, 10-0413, 10-1813, 12-0664, 19-0460, 19-0467**
 Braun, A., **15-1620**
 Braun, A.M., **14-0161**
 Braun, H., **16-1378**
 Braun, J.B., **13-0543**
 Braun, M., **10-1456, 15-1841, 16-1013, 16-1031, 16-1189**
 Braun, M.P., **12-0260**
 Braun, R., **15-2032**
 Brauner, J., **10-1546**
 Braunstein, D.M., **19-1235**
 Braunstein, P., **12-0742**
 Brauntan, A., **12-0124**
 Braverman, S., **15-2023, 18-0738**
 Bravo, A., **14-0138**
 Bravo, J.A., **03-0200**
 Bravo, J.L., **04-0300, 15-2004**
 Bravo-Borja, S., **19-1523**
 Bravo-Zhivotovskii, D., **05-0263**
 Bray, C.D., **10-0934**
 Bray, L.E., **12-0013**
 Bray, T., **07-0102**
 Bray, T.L., **15-2022**
 Bray, T.M., **05-0260**
 Brayer, J.-L., **10-1424, 13-0727, 13-0728**
 Brazier, C.R., **05-0399**
 Brazis, N.J., **18-0789**
 Brazzillo, J., **18-0194**
 Breaux, L., **16-1340**
 Breault, G.A., **15-2082**
 Breaux, E.J., **07-0026**
 Brebion, F., **10-1454**
 Breccia, A., **07-0105**
 Brechbiel, M., **14-0086, 16-1481, 16-1485, 18-0746, 18-0750**
 Brechbühler, H., **10-0723**
 Brechot, P., **15-1795**
 Breder, C.V., **11-0259**
 Breen, P.J., **04-0267**
 Bregadze, V.I., **13-0263, 13-0660**
 Breger, I.K., **17-0092**
 Bregman, J., **02-0274, 02-0292**

- Breinbauer, R., 13-0548, 18-0777
 Breindl, C., 13-0162, 15-0314, 15-0320
 Breit, B., 15-1137, 15-1481, 15-1491
 Breitbeil, F.W., 15-0133
 Breitmaier, E., 12-0536, 15-2061
 Bremer, M., 01-0054
 Bremeyer, N., 15-0420, 15-1007
 Bremner, D.H., 07-0084, 15-1565
 Bremner, J.B., 15-2235
 Brenek, S.J., 15-0497, 15-0663
 Breneman, C., 04-0278
 Breneman, C.M., 02-0041, 10-1332, 12-0560
 Brener, L., 15-2199, 18-0500, 18-0638
 Breuer, Th., 08-0084
 Brenn, J., 03-0124
 Brennan, J., 16-1342
 Brennan, P.E., 15-1958
 Brennen, C.E., 07-0066, 07-0069
 Brenner, E., 13-0198, 13-0200
 Brenner, S., 15-0548
 Breslow, D.S., 15-1494
 Breslow, R., 02-0155, 02-0197, 02-0198, 02-0203, 02-0209, 02-0223, 02-0226, 02-0230, 02-0231, 02-0232, 02-0233, 02-0234, 02-0235, 02-0236, 02-0237, 03-0174, 08-0075, 09-0091, 11-0052, 15-2029, 16-1496, 18-0161, 18-0204, 18-0495, 18-0503, 18-0573, 19-0062, 19-0065, 19-0601, 19-0602, 19-0603, 19-1309
 Bresson, A., 15-1578
 Brestensky, D.M., 16-1073
 Breton, G.W., 15-0167
 Brett, A.M., 02-0028
 Brettschneider, H., 05-0231
 Breuckmann, R., 15-2232
 Breuer, E., 05-0255, 12-0515, 16-2160, 17-0343, 18-0287
 Breuer, K., 15-1368, 16-0724
 Breuer, S.W., 14-0394
 Breuker, K., 01-0087
 Breuzard, J., 15-0865
 Brewer, R.G., 01-0092
 Brewster, A.G., 19-0267
 Brewster, J.H., 04-0023, 04-0102, 04-0127, 04-0131, 04-0146, 15-0597, 18-0385
 Briand, S., 12-0666, 16-0514
 Bribes, J.L., 05-0077, 10-0205
 Brice, J.L., 10-0980, 15-0334
 Brichford, N.L., 16-0584
 Brickman, M., 11-0043
 Bricout, H., 10-0913
 Bridge, A., 16-2107
 Bridge, A.W., 19-1129
 Bridges, A.J., 15-2044
 Bridon, D., 14-0420, 19-0437
 Bridson, J.N., 02-0067, 02-0068, 02-0281, 10-1764, 12-0153
 Brieger, G., 10-0488, 15-0518, 15-1980, 15-2080, 17-0178
 Briegleb, G., 12-0088
 Briehl, H., 04-0476
 Brielmann, H.L., 15-0386
 Brienne, M., 04-0182
 Brienne, M.J., 04-0096
 Brier, P.N., 04-0277
 Briggs, A.J., 16-0030
 Briggs, E.M., 10-0995
 Briggs, J.P., 08-0224, 08-0225, 08-0226
 Briggs, W.S., 17-0125
 Brilkina, T.G., 12-0432, 12-0438, 13-0224
 Brill, T.B., 16-1309
 Brill, W.F., 10-0291
 Brillon, D., 10-1600
 Brilmyer, G., 19-0623
 Brimble, M.A., 10-1274, 15-1682, 18-0807
 Brinchi, L., 10-0407, 10-0701
 Brinck, T., 18-0352
 Brindell, G.D., 18-0066
 Bringmann, G., 13-0237, 13-0456, 19-1540
 Brinich, J.M., 10-0117
 Brinkman, G.A., 11-0312
 Brinkman, H.R., 19-1197
 Brinkman, M.R., 05-0219
 Brinkmann, A., 19-1155
 Briody, J.M., 15-0290, 15-0368
 Briody, R.G., 10-0068, 10-0069
 Brion, J.-D., 13-0325, 13-0559
 Brisbois, R.G., 12-0220, 13-0543
 Brittain, H.G., 04-0117
 Brittain, J., 10-0816
 Brittain, J.M., 11-0227
 Brittain, T.J., 14-0269
 Brittain, W.J., 10-0200
 Britten, A.Z., 10-1676
 Britton Jr., G.H., 17-0017
 Britton, T.C., 12-0221, 12-0230
 Brix, B., 12-0550
 Brixius, D.W., 19-0436
 Brizius, G., 18-0828
 Brizzolara, A., 10-1674, 10-1678
 Broaddus, C.D., 12-0057, 12-0400
 Broadhurst, A.T., 12-0040
 Broadhurst, M.J., 02-0303
 Brocarrd, J., 16-0687
 Brocchetta, M., 16-1705
 Broch, N.C., 11-0424
 Bröcher, D.J., 15-2443
 Brochu, C., 15-2345
 Brochu, M.P., 12-0124
 Brock, C.P., 02-0366, 16-2088
 Brockington, J.W., 17-0133
 Brockington, R., 05-0021
 Brockmann Jr., H., 04-0144
 Brocks, J.J., 01-0107, 05-0267
 Brocksom, T.J., 12-0245, 18-0676
 Brockway, N.M., 05-0347
 Brod, A.O., 10-0727
 Brod, L.H., 10-0534
 Brodhag, A.E., 19-0836
 Brodie, B.B., 14-0202
 Brodsky, B.H., 19-0499
 Broeckeaert, L., 07-0082
 Broekhof, N.L.J.M., 16-1318
 Brogan, J.B., 15-2352
 Broger, E.A., 15-0598
 Brogini, G., 15-1930
 Brogini, G., appendixA-0032
 Brohm, D., 18-0777
 Brois, S.J., 04-0036
 Brokaw, M.L., 08-0059
 Brokhovetsky, D.B., 11-0321
 Broline, B.M., 18-0567
 Bromilow, J., 09-0047, 09-0055
 Bromley, D., 11-0229, 14-0431
 Bromley, K., 16-1594
 Bronson, J.J., 18-0585
 Brönstrup, M., 12-0608
 Brook, A.G., 01-0009, 01-0011, 18-0898, 18-0899
 Brook, M.A., 04-0131, 14-0204, 16-0147, 16-1667, 18-0683
 Brook, P.R., 15-2187, 15-2210, 15-2213, 15-2215, 18-0559
 Brookes, P., 13-0471
 Brookes, P.C., 17-0216
 Brookhart, M., 10-0131, 10-0132, 10-0156, 15-1900, 15-2287, 15-2288, 15-2297, 15-2356, 19-0043
 Brooks, C.A., 15-0583
 Brooks, C.D., 19-0393
 Brooks, D.W., 10-1089
 Brooks, M.A., 18-0062
 Brophy, J.E., 18-0534
 Broster, F.A., 14-0394
 Brougham, P., 15-1730
 Broutin, P.-E., 11-0295

- Brouwer, C., 10-1784
 Brouwer, D.M., 05-0015, 08-0019, 08-0023, 11-0004, 12-0048, 18-0007, 18-0008, 18-0027, 18-0029, 18-0048
 Browej, E.I., 16-1355, 16-1357
 Brower, H.E., 17-0067
 Brower, K.R., 14-0132, 17-0067
 Brown, B.L., 04-0393
 Brown, C.A., 12-0067, 15-0404, 15-0432, 15-1114, 16-2026, 19-1068
 Brown, C.W., 19-0338
 Brown, D., 10-0826
 Brown, D.E., 04-0289
 Brown, D.F., 17-0133
 Brown, D.H., 13-0497
 Brown, D.J., 15-0406
 Brown, D.J., 15-2185
 Brown, D.S., 15-1429, 19-0126
 Brown, D.W., 16-2108
 Brown, E., 16-1713
 Brown, E.C., 17-0203, 18-0639
 Brown, E.S., 15-1499, 15-1504
 Brown, E.V., 19-1790
 Brown, F.J., 10-0079
 Brown, F.K., 15-1939, 15-2090
 Brown, G.R., 02-0312, 19-1286
 Brown, G.W., 10-0995
 Brown, H.C., 04-0192, 05-0092, 06-0074, 08-0018, 08-0040, 08-0179, 08-0190, 09-0004, 09-0006, 09-0008, 09-0009, 09-0020, 09-0033, 10-0128, 10-0133, 10-0157, 10-0170, 10-0177, 10-0179, 10-0182, 10-0198, 10-0320, 10-1160, 10-1377, 10-1415, 10-1417, 10-1715, 10-1745, 10-1746, 10-1747, 10-1749, 10-1750, 10-1751, 10-1752, 10-1753, 10-1754, 10-1755, 10-1756, 10-1757, 10-1761, 10-1764, 11-0021, 11-0024, 11-0051, 11-0081, 11-0082, 11-0089, 11-0090, 11-0092, 11-0318, 11-0373, 11-0374, 11-0600, 11-0648, 12-0013, 12-0427, 12-0434, 12-0442, 12-0443, 12-0447, 12-0453, 12-0487, 12-0488, 12-0489, 12-0490, 12-0492, 12-0494, 12-0515, 12-0516, 12-0518, 12-0519, 12-0557, 14-0392, 14-0393, 14-0395, 14-0396, 15-0115, 15-0116, 15-0117, 15-0187, 15-0259, 15-0260, 15-0432, 15-0491, 15-0493, 15-0560, 15-0636, 15-0640, 15-0641, 15-0642, 15-0643, 15-0644, 15-0645, 15-0646, 15-0647, 15-0648, 15-0649, 15-0650, 15-0651, 15-0653, 15-0654, 15-0658, 15-0659, 15-0660, 15-0665, 15-0666, 15-0669, 15-0670, 15-0672, 15-0673, 15-0674, 15-0675, 15-0677, 15-0679, 15-0683, 15-0684, 15-0685, 15-0688, 15-0689, 15-0690, 15-0692, 15-0693, 15-1183, 15-1184, 15-1185, 15-1186, 15-1187, 15-1188, 15-1189, 15-1192, 15-1634, 16-0493, 16-0544, 16-0697, 16-0699, 16-0706, 16-0707, 16-0996, 16-0997, 16-1018, 16-2059, 17-0015, 17-0087, 17-0088, 17-0090, 17-0100, 17-0109, 17-0321, 18-0068, 18-0105, 18-0106, 18-0107, 18-0252, 18-0254, 18-0420, 18-0421, 18-0422, 18-0423, 18-0424, 18-0425, 18-0426, 18-0429, 18-0430, 18-0431, 18-0433, 18-0435, 18-0436, 18-0437, 18-0438, 18-0439, 18-0441, 18-0442, 18-0443, 18-0444, 18-0447, 18-0448, 18-0450, 18-0453, 18-0455, 19-0903, 19-0949, 19-0993, 19-0994, 19-1016, 19-1018, 19-1053, 19-1054, 19-1059, 19-1077, 19-1086, 19-1091, 19-1096, 19-1107, 19-1115, 19-1167, 19-1182, 19-1260, 19-1292, 19-1293, 19-1342, 19-1379, 19-1490, 19-1496, 19-1527, 19-1634, 19-1642
 Brown, H.L., 15-1046
 Brown, J., 02-0232, 03-0172
 Brown, J.D., 16-1908
 Brown, J.E., 18-0387, 18-0733
 Brown, J.M., 02-0298, 04-0061, 05-0126, 12-0276, 12-0580, 12-0597, 13-0393, 13-0427, 13-0440, 15-0427, 15-0444, 15-0700, 15-1478, 18-0615, 18-0616
 Brown, L.R., 18-0268
 Brown, M.G., 02-0036
 Brown, M.J., 15-2180, 16-2094
 Brown, M.S., 19-1088
 Brown, P.B., 15-2254
 Brown, R.F.C., 18-0520
 Brown, R., 17-0395
 Brown, R.A., 15-0614, 16-0119
 Brown, R.D., 02-0191, 13-0047
 Brown, R.E., 15-1446
 Brown, R.F.C., 05-0294, 05-0383, 15-2086, 15-2231, 18-0519, 18-0520
 Brown, R.K., 18-0724, 19-1390
 Brown, R.S., 08-0223, 15-0008, 15-0012, 15-0022, 15-1523, 16-1595, 16-1596
 Brown, R.T., 12-0654
 Brown, R.W., 19-0129
 Brown, S.H., 14-0296
 Brown, S.M., 15-1721, 19-0122, 19-0123
 Brown, S.N., 19-0214
 Brown, S.P., 12-0124
 Brown, T.H., 11-0518
 Brown, T.L., 05-0148, 05-0149, 05-0152
 Brown, W., 12-0370
 Brown, W.G., 15-0561, 19-0931
 Brownawell, M., 18-0751
 Brownawell, M.L., 11-0579, 18-0749
 Brownbridge, P., 12-0311, 15-1912, 16-1233, 18-0032
 Browne, A.R., 02-0173, 04-0442
 Brownell, R., 19-0250
 Brownhill, A., 15-0981
 Browning, R.G., 12-0367, 13-0228
 Brownlee, R.T.C., 09-0047, 09-0051, 09-0055
 Brownlee, T.H., 17-0084
 Brownlie, G., 18-0111
 Brownstein, S., 04-0502, 11-0451, 11-0572, 11-0575, 15-1652
 Broxterman, Q.B., 16-0864, 19-1484
 Broxton, T.J., 16-1570, 16-1571, 17-0072, 19-1569, 19-1573
 Bruce, D.W., 10-1296
 Bruce, M.I., 02-0166, 03-0083, appendixA-0037
 Bruch, M.D., 15-1988
 Bruck, A., 03-0041
 Bruck, D., 05-0052, 11-0016
 Bruckenstein, S., 08-0007, 08-0039
 Brückner, V., 09-0013
 Brückner, C., 19-0196
 Brückner, D., 16-1291
 Brückner, R., 18-0735
 Brückner, S., 04-0038
 Brugger, W., 16-2051
 Bruggink, A., 13-0575, 15-0043
 Bruice, P.Y., 12-0095, 12-0096
 Bruice, T.C., 04-0252, 10-0371, 10-0372, 12-0095, 15-1743,

- 16-0020, 16-0025, 16-0026,
 16-0034, 16-1571, 16-1845,
 16-1846, 16-1847
 Bruin, J.W., 12-0585
 Brummond, K.M., 12-0151,
 15-0834, 15-0879, 15-1444,
 15-1445, 15-1450
 Brun, C., 15-2096
 Brun, P., 12-0074, 15-0999,
 15-1923, 15-2326
 Brundle, C.R., 01-0013,
 01-0015, 01-0016
 Brune, H.A., 18-0462
 Bruneau, C., 10-1463, 15-0279,
 15-0281, 15-0428, 15-0835,
 16-0436, 18-0814
 Brunel, J.M., 10-1155, 15-1137,
 16-1422, 19-0823, 19-1032
 Brunel, Y., 15-1857, 16-1275
 Brunelle, D.J., 10-1340,
 10-1351, 10-1370, 10-1436,
 15-1087, 16-1652, 16-1655
 Brunelle, P., 10-0124
 Brunelle, W.H., 19-0364
 Bruner, H.S., 16-0193
 Brunet, J., 10-0262, 10-1810,
 11-0656, 13-0613
 Brunet, J.-J., 10-0460, 11-0646,
 15-1386, 15-1389
 Brungardt, B., 10-0178
 Bruni, R., 19-0872
 Brun, J., 12-0081
 Brunner, H., 04-0146, 04-0149,
 04-0150, 05-0231, 15-0597,
 19-1241
 Brunner, M., 15-1466, 16-1918
 Bruno, F., 14-0418
 Bruno, J.J., 15-0501
 Brunow, G., 16-1214
 Brunton, S.A., 15-1253
 Brüntrup, G., 16-1000, 17-0412,
 17-0414, 17-0416
 Brunvoll, J., 02-0120, 02-0272
 Brus, L.E., 11-0565
 BrusJ., 04-0092
 Brusova, G.P., 18-0250
 Brutcher Jr., F.V., 15-1683
 Bruyere, D., 15-0806
 Bruylants, A., 14-0116,
 14-0121, 16-0098
 Bruylants, P., 10-1491
 Bruza, K.J., 15-1349, 15-1350
 Bruzinski, P.R., 15-2297
 Bryan, C.J., 11-0305
 Bryan, V.J., 16-1906
 Bryans, J.S., 15-1254
 Bryant, G.L., 13-0134
 Bryant, J.A., 10-1307
 Bryany, J.A., 03-0121
 Bryce, M.R., 13-0037, 15-1996
 Bryce-Smith, D., 10-1316,
 11-0369, 12-0411, 12-0412,
 13-0651, 14-0437, 18-0493,
 19-1347
 Brycki, B., 10-0387
 Brycki, B.E., 10-0001, 10-0084
 Bryker, W.J., 13-0716
 Brylikowska-Piotrowicz, J.,
 10-0995
 Brylikowska-Piotrowicz, J.,
 10-0995
 Bryson, T.A., 10-1711, 16-0405
 Brzezinski, L.J., 16-0797
 Brzeczcz, M., 19-0707
 Bu, J., 11-0396
 Bu, X.R., 16-1438
 Bu, Y.-P., 16-1092
 Buback, M., 13-0380
 Bublitz, D.E., 02-0166,
 11-0063, 12-0562, 19-1475
 Bubnov, Y.N., 16-1969, 18-0548
 Bubnov, Yu.N., 16-0697,
 16-1970
 Bucciarelli, M., 04-0038
 Büch, H.M., 15-2284
 Buchan, C., 10-1859
 Buchanan, D.H., 12-0013
 Buchanan, D.N., 15-2113
 Buchanan, G.L., 04-0491,
 12-0645, 12-0667, 15-1046
 Buchanan, G.W., 02-0244,
 03-0113, 04-0336
 Buchanan, J.G.S., 19-1435
 Buchardt, O., 04-0068, 04-0154,
 04-0155
 Buchbauer, G., 16-0195
 Buchecker, C., 17-0507
 Bucher, B., 16-2161
 Bucher, G., 05-0207
 Buchholz, B., 10-1563
 Buchholz, S., 12-0030, 19-1022
 Büchi, G., 10-0661, 15-0346,
 15-2243, 15-2244, 18-0407,
 19-0451
 Büchi, G.H., 10-0687
 Büchi, H., 10-0723
 Buchina, I.K., 11-0607
 Buchman, O., 10-1822,
 18-0143, 19-0661
 Büchner, W., 12-0691
 Buchneva, L.M., 09-0034
 Buchstaller, H.P., 16-1786
 Buchwald, G., 14-0235
 Buchwald, S.L., 03-0115,
 10-1405, 10-1635, 11-0182,
 12-0523, 13-0117, 13-0118,
 13-0123, 13-0124, 13-0138,
 13-0174, 13-0175, 13-0176,
 13-0177, 13-0178, 13-0179,
 13-0182, 13-0183, 13-0184,
 13-0185, 13-0188, 13-0189,
 13-0198, 13-0201, 13-0202,
 13-0205, 13-0207, 13-0212,
 13-0226, 13-0228, 13-0229,
 13-0232, 13-0258, 13-0275,
 13-0357, 13-0473, 13-0508,
 13-0533, 13-0539, 13-0575,
 13-0583, 13-0587, 13-0593,
 15-0425, 15-0430, 15-0476,
 15-0592, 15-0593, 15-0594,
 15-0708, 15-0773, 15-0812,
 15-0973, 15-1424, 15-1439,
 15-1465, 15-1482, 15-1505,
 16-1311, 16-1348, 18-0726,
 19-1133, 19-1154, 19-1163,
 19-1472
 Buck, C.J., 18-0050
 Buck, H.M., 07-0015, 10-0152,
 10-1252
 Buck, J.S., 16-1493
 Buck, P., 13-0003, 17-0311
 Buckingham, A.D., 04-0126
 Buckingham, J., 04-0096,
 16-0302
 Buckl, K., 18-0506
 Buckle, M.J.C., 12-0004
 Buckles, R.E., 15-0014,
 15-1539, 19-0838
 Buckley, B., 15-1782
 Buckley, B.R., 15-1782
 Buckley, P., 04-0282
 Buckley, P.D., 17-0065
 Buckmelter, A.J., 14-0080
 Buckner, J.K., 10-0071
 Buckwalter, B., 10-1726
 Buckwalter, B.L., 10-1511
 Bucsi, I., 11-0119
 Buda, A.B., 02-0072, 04-0504,
 18-0483
 Buda, V., 10-0999
 Buddenbaum, W.E.,
 06-0080
 Budhai, L., 19-0488
 Budzelaar, P.H.M., 16-0833
 Buehler, C.A., 11-0046,
 11-0224, 11-0423, 11-0534
 Buehler, E., 10-0770
 Buehler, N.E., 18-0853
 Buenker, R.J., 07-0015
 Buess, C.M., 02-0135
 Bug, T., 10-0355, 10-0407
 Bugaenko, L.T., 05-0211
 Bugatti, V., 19-0823
 Bugl, M., 18-0764
 Bühl, H., 04-0472
 Bühl, M., 04-0137, 15-2293
 Buhler, J.D., 16-0515
 Bühler, R.E., 14-0119
 Bui, T., 16-0415, 16-1036,
 16-1068

- Bui-The-Khai, 10-0900, 10-0916
 Buijsman, R.C., 18-0771
 Buiry, P.J., 13-0424
 Buisson, P., 15-0404
 Buist, G.J., 16-2126, 19-0327
 Bujok, R., 10-1043
 Bulat, H., 13-0480
 Bulbule, V.J., 16-1152, 16-1153, 16-1683
 Bulgarevich, S.B., 08-0149
 Bull, H.G., 10-0520
 Bull, S.D., 10-1640, 19-1515, 19-1625
 Bullen, J.V., 11-0104
 Bullock, R.M., 15-0515
 Bullock, V.R., 04-0309
 Bulman, A., 18-0715
 Bulten, E.J., 15-0522
 Bulthuis, J., 04-0283
 Bumagin, N.A., 10-1306, 10-1400, 10-1782, 10-1846, 12-0526, 13-0514, 13-0526, 13-0534, 13-0601, 13-0602, 13-0619, 14-0384
 Bumgardner, C.L., 12-0160, 13-0767, 19-1517
 Bunce, N.J., 05-0208, 14-0097, 14-0118, 14-0145, 14-0438, 18-0891
 Bunce, R.A., 10-1585
 Buncel, E., 05-0099, 05-0110, 05-0110, 05-0130, 05-0145, 05-0198, 05-0199, 05-0378, 08-0014, 08-0065, 08-0066, 08-0133, 10-0358, 10-0362, 10-0364, 10-0365, 10-0368, 10-0369, 10-0372, 10-0408, 10-0449, 10-0451, 10-1447, 10-0688, 10-1656, 12-0390, 12-0415, 12-0639, 13-0003, 13-0005, 13-0008, 13-0009, 13-0032, 16-0015, 16-1013, 16-2146, 18-0739, 18-0880, 18-0881, 18-0883, 18-0886, 18-0887, 18-0889
 Buncel, I.M., 11-0543
 Bunch, B., 10-0209
 Bundel', Yu.G., 10-1087, 15-0030, 18-0028, 18-0035, 18-0046
 Bunina-Krivorukova, L.I., 18-0713
 Bunlaksananusorn, T., 15-0375, 15-0901
 Bunnell, R.D., 15-0325
 Bunnelle, W.H., 16-0449
 Bunnett, J.F., 06-0035, 06-0036, 06-0053, 06-0058, 08-0003, 08-0127, 08-0130, 09-II-0002, 10-0063, 11-0278, 11-0611, 11-0614, 11-0641, 11-0642, 12-0685, 13-0003, 13-0012, 13-0013, 13-0015, 13-0042, 13-0043, 13-0051, 13-0052, 13-0055, 13-0059, 13-0073, 13-0086, 13-0088, 13-0141, 13-0164, 13-0248, 13-0574, 13-0588, 13-0589, 13-0590, 13-0596, 13-0597, 13-0755, 13-0776, 16-1845, 16-1846, 16-1850, 17-0003, 17-0035, 17-0057, 17-0069, 17-0073, 17-0086, 17-0091, 17-0101, 19-1376, 19-1569
 Buntain, G.A., 18-0344, 18-0346
 Bunting, J.W., 08-0044, 17-0053
 Bunton, C.A., 06-0088, 10-0060, 10-0422, 10-0516, 10-0529, 11-0572, 11-0575, 13-0019, 15-1790, 16-0016, 16-1596, 19-0311, 19-0327
 Bunton, L.A., 10-0407
 Bunyan, P.J., 19-1747
 Bunz, U.H.F., 18-0828
 Bünzli, J., 02-0294
 Buono, G., 10-1155, 15-0602, 15-1137, 19-1032
 Buonora, P., 15-2119
 Buonora, P.T., 16-0991
 Bur, S., 16-0399
 Bur, S.K., 15-2000, 19-1777
 Burawoy, A., 03-0039
 Burch, R.R., 15-0446
 Burchard, T., 19-0061
 Burden, F.R., 02-0191
 Burdett, J.K., 01-0001
 Burdisso, M., 15-1951
 Burditt, A.M., 06-0039, 16-2073
 Burdon, J., 19-1466
 Burdon, M.G., 11-0516
 Bureau, C., 03-0125
 Burfield, D.R., 14-0222
 Burfitt, I.R., 10-1511
 Burford, S.C., 15-0952
 Burg, D.A., 15-1978
 Burgard, A., 18-0259
 Burger, E.C., 18-0675
 Burger, G., 04-0174
 Burger, T.F., 17-0255
 Burger, U., 15-2108, 15-2282, 18-0477, 18-0651
 Burgess, E.M., 10-0907, 16-0028
 Burgess, J., 06-0057, 10-0034
 Burgess, K., 07-0118, 15-0199, 15-0200, 15-0425, 15-0656, 15-0696, 15-0697, 15-0700, 15-1741
 Burgess, L.E., 10-1208
 Burghard, H., 19-1713
 Burgos, C., 11-0356
 Burgoyne, W., 19-1295
 Burgstahler, A.W., 15-0781, 19-1098
 Burham, R.L., 15-1539
 Burini, A., 15-0848
 Burk, M.J., 10-0582, 15-0429, 15-0598, 15-0606, 19-0061, 19-1028, 19-1134
 Burk, P.L., 15-2201
 Burka, L.T., 18-0070
 Burkart, M., 10-0728
 Burke, J.J., 08-0033, 08-0118
 Burke, J.P., 10-1454
 Burke, L.A., 02-0054
 Burke, M.C., 12-0398
 Burke, S.D., 12-0350, 15-2261, 18-0871
 Burkert, U., 01-0053, 04-0406, 04-0495
 Burkert, H., 11-0610
 Burkhardt, E.R., 12-0600
 Burkoth, T.L., 02-0248, 02-0250
 Burkus, T., 16-2037
 Burlak, N., 02-0331
 Burlingame, A.L., 12-0109
 Burlingame, T.G., 04-0255
 Burmakov, A.I., 16-0448
 Burmeister, J.L., 15-0406
 Burn, D., 12-0306
 Burnell, D.J., 15-2062
 Burnell-Curty, C., 16-1802, 16-1837
 Burnett, D.A., 15-1247
 Burnett, E., 16-0405
 Burns, C.L., 10-1331
 Burns, S.E., 10-1585
 Burns, S.J., 17-0189
 Burns, T.P., 12-0599
 Burpitt, R.D., 15-2212, 16-0290
 Burrell, R.C., 18-0079, 18-0582
 Burri, P., 13-0028, 13-0748
 Burrous, M.L., 15-0549
 Burrows, C.J., 15-1909
 Burrows, E.P., 19-0748
 Bürstinghaus, R., 15-1114
 Burt, R.A., 10-0571
 Burton, A., 16-0491
 Burton, D.J., 05-0346, 14-0313, 16-1282, 16-1888
 Burton, G., 10-0978
 Burton, J., 15-1133
 Burton, K., 15-1006
 Burton, K.A., 05-0298
 Burton, N.A., 02-0418, 18-0709

- Burton, P.E., **18-0053**
 Burwell Jr., R.L., **15-0451, 15-0453, 15-0456**
 Bury, A., **10-0378**
 Busch, P., **17-0521, 17-0522, 17-0524**
 Buschek, J.M., **15-0012**
 Buschhoff, M., **12-0376**
 Buschmann, E., **10-1621**
 Buschmann, J., **04-0379, 18-0637**
 Buschmann, N., **18-0774, 18-0781**
 Bush Jr., J.B., **15-1921**
 Bushby, R.J., **12-0065**
 Bushell, A.W., **18-0101**
 Bushman, D.G., **17-0065**
 Bushmelev, V.A., **11-0013**
 Bushweller, C.H., **04-0261, 04-0316, 04-0325, 04-0330, 04-0331, 04-0350, 04-0351, 04-0354**
 Buss, D.R., **04-0156**
 Buss, E., **15-1573**
 Buss, V., **05-0002, 05-0050, 05-0076, 05-0083, 15-0630**
 Bussell, G.E., **06-0035**
 Büssemeier, B., **15-2431**
 Bussman, W., **04-0163**
 Bussolari, J., **16-1322**
 Bussolari, J.C., **13-0479**
 Bustamante, J.M., **15-1710**
 Buston, J.E.H., **18-0398, 18-0399**
 Busujima, T., **16-1081, 16-1086, 16-1121, 16-1122**
 Butcher, S.S., **04-0296**
 Butchko, M.A., **05-0353**
 Buteiko, Zh.F., **10-1318**
 Butenschön, H., **15-2364**
 Butin, K.P., **05-0100, 08-0013, 08-0014, 12-0043, 12-0045**
 Butler, A.B., **11-0110**
 Butler, A.R., **01-0042, 11-0283, 13-0687, 16-1517, 16-1744, 16-1845, 19-0748**
 Butler, D.N., **15-0093, 15-0516**
 Butler, J.R., **13-0166**
 Butler, K.E., **02-0310**
 Butler, R., **11-0307**
 Butler, R.N., **05-0054, 13-0657, 13-0695, 13-0742, 14-0206, 14-0250, 14-0256, 15-0188, 18-0307, 19-0763**
 Butova, E.D., **14-0142**
 Butskus, P.F., **15-1986**
 Butskus, P.F., **17-0104**
 Butsugan, Y., **10-1512, 16-0645, 16-0678, 16-0816, 16-0874, 16-1393**
 Butt, G., **01-0042**
 Butte, W.A., **12-0392**
 Buttenberg, W.P., **17-0326**
 Butters, M., **11-0142**
 Buttery, R.G., **05-0377**
 Button, M.A.C., **18-0610**
 Buu-Hoi, N.P., **11-0655**
 Buvet, R., **19-0748**
 Buynak, J.D., **16-0697**
 Buys, H.R., **04-0317, 04-0354, 04-0365**
 Buza, M., **15-1536**
 Buzard, D.H., **13-0237**
 Buzás, A., **16-2071**
 Buzbee, L.R., **13-0101**
 Buzby, J.H., **19-0751**
 Buzek, P., **10-0208**
 Bydliński, G.A.S., **15-2339**
 Byeon, S.-H., **19-0800**
 Byers, G.W., **17-0527**
 Byk, S.Sh., **03-0164**
 Bykhovskaya, M.Sh., **15-0045**
 Byrd, L.R., **15-0112**
 Byrne, C.J., **09-0030**
 Byrne, J.J., **16-1456**
 Byrne, K., **04-0106**
 Byrne, M.P., **03-0102, 17-0228**
 Byrne, N.E., **16-2082**
 Bystrom, S.E., **15-1867, 14-0252, 17-0380**
 Bytschkov, I., **15-0348, 15-0355**
 Bzowej, E.I., **16-1349**
 Cabaleiro, M.C., **17-0052**
 Caballero, A., **12-0366, 15-2299**
 Caballero, G.M., **10-0540**
 Cabaret, D., **16-0540**
 Cabello, J.A., **15-0574**
 Cabera, S., **10-1454**
 Cabeza, I., **16-0687**
 Cabezas, J.A., **16-0475**
 Cabiddu, S., **01-0104**
 Cablewski, T., **11-0191**
 Cabrera, A., **10-1247, 15-0579**
 Cabrera, C.R., **15-0652**
 Cabrera, G., **17-0188**
 Cabrera, S., **16-0687, 16-0688**
 Cabri, W., **04-0196, 13-0360, 13-0395, 13-0418, 19-1374, 19-1680**
 Cacace, F., **10-0260, 11-0098, 11-0311, 13-0752**
 Caccamese, S., **04-0162**
 Cacchi, S., **10-1848, 13-0149, 13-0230, 13-0407, 13-0608, 13-0609, 15-0245, 15-0848, 15-1199, 16-1459, 16-1984, 19-1131, 19-1374**
 Cacciapaglia, R., **10-0343**
 Cadamuro, S., **10-1866**
 Caddick, S., **07-0105, 07-0110, 07-0116, 13-0480, 19-1171**
 Cadilhac, C., **13-0709**
 Cadiot, P., **14-0301, 14-0314, 18-0828**
 Cadogan, J.I.G., **10-1097, 10-1099, 13-0743, 13-0745, 14-0353, 15-0016, 15-0050, 15-1355, 15-1357, 15-1357, 15-2261, 15-2322, 16-1255, 16-1306, 16-1323, 17-0337, 18-0469, 18-0470, 19-1420, 19-1424, 19-1546, 19-1568, 19-1603, 19-1747**
 Cadot, C., **15-0638, 15-0664**
 Cady, G.H., **03-0164**
 Cafferata, L.F.R., **10-0284**
 Cagle, P.C., **12-0352**
 Caglioti, L., **16-1459, 19-1510**
 Cahard, D., **12-0133**
 Cahiez, G., **10-1245, 10-1298, 10-1301, 10-1329, 10-1343, 10-1373, 10-1395, 10-1413, 12-0314, 13-0313, 13-0334, 15-0952, 15-0954, 15-0955, 16-0565, 16-0817, 16-1907**
 Cahn, R.S., **04-0098**
 Cai, D., **13-0237, 15-0440**
 Cai, J., **04-0358, 04-0375, 16-0777**
 Cai, K., **19-0568**
 Cai, M.-Z., **10-1327, 10-1852, 13-0610**
 Cai, Q., **10-0979, 13-0117, 13-0202**
 Cai, W., **15-0663**
 Caiazzo, A., **11-0355**
 Caille, S.Y., **11-0029**
 Caillot, F., **13-0490**
 Cain, C.M., **12-0108**
 Cain, E.N., **14-0045, 16-0248, 19-0445**
 Cain, G.A., **19-1356**
 Cain, M.E., **10-0792**
 Caine, D., **10-1609, 10-1653, 12-0240, 12-0418, 15-0517, 16-0994, 17-0409**
 Cainelli, G., **12-0585, 15-1667, 15-2056, 16-0499, 16-0500, 16-0506, 16-0976, 19-0071, 19-0098, 19-0259, 19-0387, 19-0391, 19-0417, 19-0455, 19-0695**
 Caira, M.R., **03-0169**
 Cairncross, A., **11-0616, 13-0460, 15-2205**
 Cairns, T.L., **15-2227, 15-2228, 15-2279, 15-2327, 16-0205**
 Cais, M., **03-0083, 15-1517, 16-1891**

- Cajthami, C.E., **08-0203**
 Calabrese, J.C., **12-0365, 12-0629, 15-0696**
 Calabrò, G.P., **15-1136**
 Calder, G.V., **08-0078, 13-0047**
 Calder, I.C., **02-0272, 02-0324, 02-0326, 02-0328**
 Calderari, G., **15-1042**
 Calderbank, K.E., **02-0140**
 Calderon N., **18-0756, 18-0758, 18-0760, 18-0762, 18-0824, 18-0836**
 Calderón, O., **16-1192**
 Calderwood, D.J., **16-1954**
 Caldin, E.F., **06-0062**
 Caldwell, D., **04-0268**
 Caldwell, D.J., **04-0126**
 Caldwell, G., **08-0232, 10-0271, 10-0416**
 Caldwell, J.J., **15-1928**
 Caldwell, M., **19-0851**
 Caldwell, R.A., **05-0289, 06-0079, 07-0048, 08-0071, 15-2252**
 Calet, S., **17-0223**
 Calhorda, M.J., **03-0046, 03-0056**
 Calimano, E., **13-0306**
 Calkins, T.L., **15-2363, 18-0487, 18-0488**
 Callaghan, O., **15-1269**
 Callahan, J.H., **02-0356**
 Callier, A.-C., **15-0385**
 Calloway, N.O., **11-0318**
 Calmes, M., **11-0464, 19-1032**
 Calmon, J.P., **16-1570**
 Calo, V., **10-1530, 13-0399**
 Calò, V., **13-0415**
 Calter, M.A., **16-1028**
 Calverley, M.J., **10-0992**
 Calvert, J.G., **07-0001, 07-0027, 07-0038, 07-0044, 07-0065, 19-1687**
 Calvert, R.L., **02-0140**
 Calves, J., **05-0021**
 Calvin, M., **04-0068, 04-0155**
 Calvo, R.L., **15-2432**
 Calzada, J.G., **10-1764**
 Calò, V., **10-0819**
 Camaggi, G., **18-0493**
 Camaioni, D.M., **11-0540, 19-0255, 19-0608**
 Camarena, R., **16-2063**
 Cambie, R.C., **12-0161, 14-0431, 15-1557, 15-1589, 15-1603, 15-1604, 15-1626, 15-1631, 15-1686**
 Cambillau, C., **10-0490**
 Cambron R.T., **18-0061**
 Cameron A.G., **18-0677**
 Cameron D.K., **15-0016**
 Cameron G.S., **12-0071**
 Cameron K.S., **04-0382**
 Cameron R.E., **19-0109**
 Cameron, T.S., **05-0144, 19-0121**
 Cami-Kobeci, G., **10-0897**
 Caminati, W., **03-0031**
 Caminiti, R., **15-1751**
 Cammers-Goodwin, A., **04-0269**
 Camp, D., **10-0702**
 Camp, R.L., **15-1804**
 Campagne, J.-M., **13-0470, 16-1112, 16-1113**
 Campagne, E., **16-0002, 16-0203**
 Campagne, E., **16-0206**
 Campana, C.F., **01-0011**
 Campbell Jr., B.N., **11-0358**
 Campbell Jr., J.B., **10-1377, 10-1752, 14-0395, 15-0688, 15-0690**
 Campbell, A., **18-0010**
 Campbell, A.L., **10-1187, 12-0571**
 Campbell, D.H., **15-1879**
 Campbell, D.S., **16-1571**
 Campbell, E.J., **10-1546, 19-0970, 19-0972, 15-1429**
 Campbell, G., **16-1561**
 Campbell, G.A., **11-0275**
 Campbell, J.R., **10-1158, 13-0132**
 Campbell, J.R., **19-0408**
 Campbell, M.L., **08-0037**
 Campbell, M.M., **15-1565**
 Campbell, M.S., **02-0075**
 Campbell, P., **11-0052**
 Campbell, T.W., **16-2068, 16-2069**
 Campelo, J.M., **15-0191, 15-0454, 15-0574**
 Campi, E., **15-1486**
 Campi, E.M., **15-1493, 15-1685**
 Campillo, M., **19-1022**
 Campillo, N., **08-0012**
 Campion, A., **02-0218**
 Campo, M.A., **13-0612, 15-0919**
 Campos, K., **05-0216**
 Campos, K.R., **15-0440, 15-0604, 15-2064, 18-0719**
 Campos, P.J., **12-0486, 15-1546, 15-1547, 15-2416, 18-0592, 19-1706, 19-1706**
 Camps, F., **10-0602, 10-1089, 10-1798, 15-1545, 18-0804**
 Camps, M., **15-0268, 15-0290, 16-1573**
 Camps, P., **04-0369, 04-0490**
 Canali, L., **15-1823**
 Canary, J.W., **02-0237**
 Cancho, Y., **15-0916**
 Candiani, I., **13-0360, 13-0395, 13-0418**
 Candlin, J.P., **15-0401, 19-0873**
 Candran, N., **15-0834**
 Candy, J.-P., **05-0383, 19-0042**
 Cane, D.E., **10-1594, 16-1316**
 Canepa, C., **15-1731**
 Canet, J.-L., **19-1730**
 Cañibano, V., **11-0268**
 Canivet, P., **08-0019**
 Canle, L.M., **08-0081**
 Cann, P.F., **17-0046**
 Cannizzaro, C.E., **03-0066, 15-0267**
 Cannizzo, L.F., **16-1347**
 Cannon, J.F., **15-0354, 15-1614**
 Cano, A.C., **16-2063**
 Canonne, P., **16-0517, 16-0953, 16-1935**
 Cant, P.A.E., **15-2232**
 Cantacuzène, J., **16-0285**
 Cantagalli, G., **15-1167**
 Cantello, B.C.C., **19-0438**
 Cantlin, R.J., **12-0091**
 Cantone, A., **16-2143**
 Cantow, H., **04-0290**
 Cantrill, S.J., **03-0185, 03-0186**
 Cantu, A.A., **13-0747**
 Cao, C., **15-0352, 16-1433**
 Cao, G.-Q., **16-1081**
 Cao, P., **10-0978, 15-0775**
 Cao, R., **15-1125**
 Cao, W., **16-1172**
 Cao, Y., **05-0369**
 Cao, Y.-Q., **10-0627, 10-1788**
 Capan, E., **16-1422**
 Capdevielle, P., **11-0539, 19-0279, 19-0436**
 Capitò, E., **10-1495**
 Capitosti, G.J., **05-0351**
 C? aplar, V., **04-0146, 15-0597**
 Caple, R., **15-2024**
 Capobianco, A.M., **17-0092**
 Capon, B., **02-0393, 02-0402, 10-0102, 10-0420, 10-0534, 12-0097, 16-0027, 16-0032**
 Caporusso, A.M., **15-0363**
 Capozzi, F., **15-1607**
 Capozzi, G., **15-0021, 15-1607, 15-1845, 19-0791, 19-0849**
 Cappelli, F.P., **06-0086**
 Capperucci, A., **15-1068, 16-0217**
 Capponi, M., **02-0381, 02-0412, 15-0215**
 Capraro, D., **15-1526**

- Caprentier, J.-F., **13-0626**
 Capretta, **13-0491**
 Capson, T.L., **18-0280**
 Caputo, J.A., **19-0410**
 Caputo, R., **10-1151, 16-0147, 17-0199**
 Caputo, T.D., **16-0785**
 Capwell, R.J., **04-0378**
 Caramella, P., **15-0080, 15-1946, 18-0590**
 Carballares, S., **16-1239**
 Carballeira, J.D., **19-1022**
 Carboni, B., **12-0518, 16-0703**
 Carda, M., **16-0996**
 Cardamone, R., **12-0261**
 Cardellicchio, C., **16-1929**
 Cardellina, J.H.I., **18-0204**
 Cardenas, R., **10-0232**
 Cárdenas, D.J., **12-0276, 15-0818**
 Cardi, N., **19-1419**
 Cardillo, G., **15-1099, 15-1317, 15-1584, 19-0010, 19-0071, 19-0090, 19-0098, 19-0259, 19-0387, 19-0417, 19-0455, 19-0695, 19-0732**
 Cardin, D.J., **18-0837**
 Cardinale, G., **19-0057, 19-0352**
 Cardomone, R., **13-0471**
 Cardona, F., **17-0449, 19-0767, 19-1231**
 Cardona, L., **16-1528**
 Cardona, R., **15-2117**
 Cardoso, S.P., **11-0119**
 Carducci, M., **15-1889**
 Careni, D., **13-0228**
 Caress, E.A., **17-0090**
 Carey, E., **17-0052**
 Carey, F.A., **04-0131, 10-0060, 17-0342, 19-1345**
 Carey, J.G., **13-0712**
 Cargill, R.L., **15-2242, 18-0467**
 Cargioli, J.D., **08-0023**
 Cargle, V.H., **18-0590**
 Carhart, R.E., **04-0129**
 Cariou, K., **15-0834**
 Carles, J., **19-0379**
 Carless, H.A., **07-0044**
 Carless, H.A.J., **15-1721, 16-2083, 16-2083, 16-2084**
 Carlier, P.R., **04-0193, 05-0195, 08-0210, 15-1826**
 Carlin, R.B., **18-0744**
 Carlone, A., **10-0931**
 Carloni, S., **19-0532**
 Carlqvist, P., **18-0352**
 Carlsen, P., **10-0766**
 Carlsen, P.H.J., **11-0280, 14-0441, 19-0590**
 Carlsmith, L.A., **13-0038, 13-0079**
 Carlson, B.A., **18-0426**
 Carlson, R., **15-0499, 15-2039, 16-0289, 16-0290, 19-1791**
 Carlson, R.G., **15-1585, 15-2080**
 Carlson, R.M., **17-0361**
 Carlson, S.C., **10-1482, 19-1531, 19-1531**
 Carlson, T.A., **01-0013**
 Carlsson, D.J., **14-0164**
 Carman, R.M., **10-1054**
 Carmeli, M., **10-1003**
 Carmichael, A.J., **13-0415**
 Carmichael, G., **17-0504**
 Carmody, M.J., **02-0172, 15-2232**
 Carnahan Jr., J.C., **05-0067, 17-0334**
 Carnahan, E., **07-0040**
 Carneiro, J.W., **10-0206**
 Carneiro, J.W. de M., **10-0208**
 Carnell, A.J., **04-0199, 15-1771**
 Carninji, J.J., **15-0807**
 Caro, B., **19-0951, 19-1060**
 Caron H., **16-0517**
 Caron M., **10-0496, 15-1564**
 Caron, S., **13-0591**
 Caronna, T., **14-0344, 14-0347**
 Caroon, J.M., **16-1709**
 Carothers, W.H., **19-1174**
 Carpenter, B.K., **02-0217, 02-0218, 06-0030, 15-2402, 18-0502, 18-0562, 18-0669**
 Carpenter, G.B., **05-0191, 10-0342**
 Carpenter, J.G.D., **01-0087**
 Carpenter, T.C., **10-1191**
 Carpentiere, J.-F., **13-0627**
 Carpino, L.A., **17-0357**
 Carpita, A., **10-0790, 13-0473, 13-0536**
 Carr, C.S., **13-0782**
 Carr, D.B., **15-1150**
 Carr, G., **18-0359**
 Carr, M.D., **12-0072**
 Carr, R.V.C., **15-1997**
 Carrasco, M.C., **19-1438**
 Carrasco, N., **08-0083**
 Carrasquillo, A., **18-0346**
 Carrea, G., **15-1758, 19-0759, 19-0824**
 Carreaux, F., **16-0703**
 Carrée, F., **10-0925**
 Carreira, E.M., **15-0345, 15-0591, 15-1939, 16-0551, 16-0552, 16-0758, 16-0760, 16-0888, 16-0928, 19-1056**
 Carreira, L.A., **04-0385**
 Carreño, M.C., **11-0268, 19-1497**
 Carretero, J.C., **10-0487, 10-1454, 12-0262, 13-0358, 15-1070, 15-1129, 15-1418, 15-2063, 15-2148, 16-0687, 16-0688**
 Carreyre, H., **11-0536**
 Carrick, P.G., **05-0399**
 Carrié, D., **15-2305**
 Carrié, R., **12-0518**
 Carrigan, D., **16-1671**
 Carrigan, M.D., **16-0172**
 Carrillo, J.R., **07-0121**
 Carrillo, J.R., **10-0973**
 Carrington, M.D., **10-0544**
 Carrington, A., **15-0543**
 Carrión, A.E., **18-0123**
 Carriuolo, J., **16-1846**
 Carroll, A.R., **19-1713**
 Carroll, F.I., **11-0488**
 Carroll, F.I., **15-0552**
 Carroll, M.A., **13-0407, 13-0492**
 Carroll, M.F., **18-0673**
 Carroll, P., **16-0646**
 Carroll, P.J., **10-1454, 15-2061, 19-0823**
 Carroll, T.X., **02-0056, 08-0171**
 Carrupt, P., **15-2238**
 Carruthers, W., **04-0494, 10-1575, 15-0401, 15-0961, 15-1932, 15-1980, 15-2166, 18-0864**
 Čársky, P., **08-0170**
 Carson, A.S., **04-0234**
 Carson, F.W., **18-0737**
 Carson, K.G., **16-0362**
 Carson, M.W., **15-0878**
 Carson, M.W., **15-1226**
 Carson, R.J., **11-0332**
 Carswell, E.L., **16-1107**
 Cartaya-Marin, C.P., **16-1483**
 Carter Jr., T.P., **19-0361**
 Carter, C., **16-1021**
 Carter, C.A.G., **12-0533, 13-0628**
 Carter, D.S., **12-0352, 13-0652**
 Carter, E.A., **18-0091**
 Carter, G.E., **10-0434, 10-0437, 10-0438, 16-1512**
 Carter, J.C., **17-0247**
 Carter, J.V., **10-0077**
 Carter, P., **10-0123, 10-0134**
 Carter, P.L., **16-2113**
 Carter, R.E., **06-0074**
 Carter, R.L., **04-0186, 15-0004**
 Carter, T.L., **15-0033**
 Carter, W.L., **18-0170**

- Carter, W.P.L., **19-0385, 19-0386**
 Carter, L.G., **10-1730**
 Cartledge, F.K., **12-0001**
 Caruso, A.J., **13-0134**
 Caruso, T.C., **03-0102, 10-1649**
 Carvalho, E., **12-0709**
 Carver, D.R., **13-0052**
 Carver, J.R., **19-0470**
 Casaarini, D., **04-0416**
 Casadei, M.A., **12-0752**
 Casadevall, A., **10-0083**
 Casadevall, E., **10-0083**
 Casado, A.L., **12-0280**
 Casado, F., **13-0066**
 Casado, J., **12-0703**
 Casagrande, B., **16-1177, 18-0193**
 Casanova Jr., J., **14-0417**
 Casanova, J., **04-0169, 04-0387, 04-0436, 16-1571, 17-0272, 17-0450, 19-0442**
 Casapieri, P., **10-0084**
 Casares, A., **15-1176**
 Casarini, D., **04-0059, 04-0060, 04-0087, 04-0315**
 Casarrubios, L., **15-1430, 15-1436, 15-1438, 15-1441, 15-1900**
 Casas, J., **16-0414, 16-1036, 19-0384**
 Casati, S., **16-1687**
 Case, R., **18-0502**
 Caselli, A., **16-0573**
 Časenský, B., **19-0010**
 Caserio, M.C., **10-0635, 15-0106, 15-0112, 15-1853, 15-1914, 15-2222**
 Casewit, C.J., **04-0397**
 Casey, C.J., **18-0778**
 Casey, C.P., **07-0049, 10-1436, 12-0076, 14-0377, 14-0378, 15-1170, 18-0836**
 Casey, M., **10-1487, 16-0687**
 Casi, G., **10-0883**
 Casini, G., **11-0334**
 Casiraghi, G., **11-0385, 11-0388, 11-0491, 16-0984**
 Caskey, D.C., **08-0079**
 Casnati, G., **11-0385, 11-0388, 11-0491, 11-0497, 12-0118**
 Cason, J., **10-1072, 16-0836, 16-0956, 16-1901, 16-1929**
 Caspar, M.L., **18-0053**
 Caspi, E., **19-0408**
 Cassar, L., **10-1841, 13-0281, 13-0387, 13-0598, 15-1381, 15-2201, 18-0839**
 Casselman, A.A., **18-0250**
 Cassidy, J., **15-0656**
 Cassimatis, D., **11-0453**
 Cassis, F.A., **11-0367**
 Casson, A., **04-0240**
 Cast, J., **18-0412**
 Castagnetti, E., **11-0040**
 Castaldi, G., **18-0193, 19-0963**
 Castañer, J., **05-0256, 16-1384**
 Castanet, A.-S., **11-0295, 13-0554**
 Castanet, Y., **13-0626, 13-0627, 15-1381, 15-1454**
 Castaño, A.M., **10-1472**
 Castedo, L., **14-0310, 15-0827, 15-2389, 18-0782, 18-0791**
 Castejon, H., **04-0321**
 Castellano, G., **19-0515**
 Castellano, R.K., **03-0071**
 Castellino, S., **16-0492, 16-0743**
 Castellnou, D., **16-0689**
 Castello, C., **16-1036**
 Castells, J., **16-1496**
 Castillon, S., **18-0278, 10-1459, 15-1481**
 Castle, G.H., **10-0604**
 Castle, K., **15-0275**
 Castle, L., **14-0204**
 Castro, A., **12-0700, 12-0703**
 Castro, A.M.M., **10-1800, 15-1334, 15-2150, 16-0803, 18-0653**
 Castro, B., **10-0908, 12-0590, 12-0590**
 Castro, B.R., **10-1097**
 Castro, C., **02-0339**
 Castro, C.E., **13-0534, 16-1898**
 Castro, E.A., **13-0110, 16-0104**
 Castro, I., **19-0120**
 Castro, I.G., **15-0331, 15-0351**
 Castro, J.C., **07-0118**
 Casu, A., **19-0845**
 Casy, G., **15-0606, 19-1022**
 Catak, S., **18-0568**
 Catalan, J., **08-0228, 10-0282**
 Catalán, J., **08-0125, 08-0131**
 Catalane, D.B., **10-0995**
 Cate, L.A., **10-0589, 16-2171**
 Catelani, G., **15-0125**
 Catellani, M., **13-0228, 13-0508**
 Cathcart, R.C., **18-0250**
 Catheline, A., **16-1999**
 Catino, A.J., **19-0578**
 Cativiela, C., **15-2038, 15-2063**
 Cattania, M.G., **10-0242**
 Catteau, J.-P., **10-0555**
 Catto, B.A., **18-0391**
 Caubere, P., **10-0262, 10-1243, 13-0080, 13-0462, 13-0573, 13-0613, 14-0401, 19-0010, 19-1580**
 Cauble, D.F., **16-0701, 16-0704, 16-0720**
 Cauci, S., **16-1712**
 Caughlan, C.N., **16-1302**
 Caulier, T., **07-0082**
 Caulton, K.G., **15-1904, 15-2406**
 Cava, M.P., **02-0208, 16-0213, 17-0517, 18-0513**
 Cavaleiro, J.A.S., **07-0121**
 Cavallo, L., **15-1832, 18-0833**
 Cavazza, M., **04-0063, 04-0155, 17-0116**
 Cavazzini, M., **19-0185, 19-1776**
 Cave G.W.V., **09-0084, 09-0120**
 Cavé, A., **10-1051, 16-0402**
 Cavicchioni, G., **10-0502**
 Cawley, J.J., **10-0526**
 Cawse, J.N., **10-1813**
 Cayen, C., **12-0325**
 Cayón, E., **13-0064**
 Cazaux, M., **12-0303**
 Cazeau, P., **12-0316, 12-0320**
 Cazes, B., **15-1445, 15-1612**
 Cazes, J., **13-0734, 14-0105**
 Cazianis, C.T., **18-0192, 19-0974**
 Cazin, B., **14-0231**
 Cazin, C.S.J., **13-0473**
 Ceasar, G.P., **02-0228**
 Ceccacci, F., **04-0052**
 Ceccarelli, C., **03-0025**
 Ceccherelli, P., **10-0563, 19-0668**
 Cecchetto, A., **19-0181, 19-1047**
 Cecon, A., **10-0084, 17-0077**
 Cee, V.J., **04-0140**
 Cefalo, D.R., **18-0822**
 Čeković, Z., **14-0206, 14-0210, 14-0211, 14-0212, 19-0006, 19-0064**
 Celani, P., **18-0847**
 Celewicz, L., **18-0482**
 Cella, J.A., **10-1510**
 Cellura, R.P., **15-2282**
 Cenini, S., **12-0748, 19-1748**
 Cense, J.M., **18-0118**
 Ceppi, E., **01-0044**
 Ceré, V., **04-0470, 18-0727, 16-0926**
 Cereda, E., **16-1258**
 Cerero, S. de la M., **11-0471**
 Cereti, A., **15-0899**
 Cerezo, A. de F., **10-0791**
 Cerezo, A.d.F., **10-1400**
 Cerfontain, H., **08-0028, 08-0029, 11-0199, 11-0203, 11-0204, 11-0205, 11-0206,**

- 11-0207, 11-0208, 11-0210,
 11-0626, 11-0627, 11-0631,
 13-0774
 Cerichelli, G., 11-0654,
 13-0480, 16-0163
 Cerioni, G., 03-0125
 Cermola, F., 15-1941
 Černý, M., 19-0880, 19-1066,
 19-1507
 Cerreta, F., 16-0217
 Cerritelli, S., 12-0083
 Cerreti, A., 14-0071
 Ceruti, M., 16-1284
 Cerveau, G., 12-0593
 Červený, L., 15-0401, 19-0956
 Cervera, M., 13-0066
 Červinka, O., 10-1674
 Cesa, M.C., 15-1170
 César, V., 19-1046
 Cesare, V., 11-0253
 Cesati III, R.R., 15-0868
 Ceschi, M.A., 16-0233
 Cessac, J., 02-0210
 Cessna, A.J., 18-0024
 Cesta, M.C., 16-1865
 Cesti, P., 04-0196
 Cetinkaya, B., 18-0837
 Cevasco, G., 16-1571
 Cevidalli, G., 18-0493
 Cha, D.Y., 15-1660
 Cha, H.T., 14-0356
 Cha, J.H., 10-1549
 Cha, J.K., 11-0060, 15-1688
 Cha, J.S., 19-0992, 19-1096,
 19-1104, 19-1105, 19-1107,
 19-1109, 19-1113, 19-1114,
 19-1183, 19-1642
 Cha, K.L., 12-0356
 Cha, Y., 05-0335
 Chaabouni, R., 12-0223
 Chabardes, P., 12-0082
 Chabaud, B., 10-0789, 19-0473,
 19-0474
 Chaboche, C., 10-1343
 Chadha, P., 04-0304
 Chadwick, D., 11-0423
 Chadwick, D.J., 03-0059
 Chadwick, S.T., 13-0642,
 13-0643
 Chafetz, H., 12-0303
 Chahal, N., 15-0164
 Chahboun, R., 15-0578,
 16-1618, 17-0155, 19-0316,
 19-0355, 19-0940
 Chai, Y., 18-0680
 Chaiez, G., 12-0499
 Chaigne, F., 15-1975
 Chaiken, I.N., 16-1823
 Chaikin, S.W., 19-0931
 Chaikovskii, V.K., 11-0294
 Chaisupakitsin, M., 11-0506
 Chakrabarti, D., 15-1217
 Chakrabarti, P., 04-0295
 Chakrabartty, S.K., 12-0671
 Chakraborti, A.K., 10-0720,
 10-0923, 10-0926, 16-0324,
 16-1529, 16-1618, 19-0411
 Chakraborty, A., 16-1606,
 16-1750
 Chakraborty, R., 15-0191,
 19-0937
 Chakraborty, U.R., 18-0838
 Chakrapani, H., 15-0818,
 15-0820
 Chalais, S., 18-0183
 Chalfont, G.R., 14-0329
 Chalk, A.J., 13-0423, 15-1477
 Challis, B.C., 10-0972, 11-0110,
 11-0162, 11-0163, 12-0699,
 12-0702, 12-0704, 13-0687,
 13-0696, 16-0385, 16-1588,
 16-1868, 18-0879, 19-0748,
 19-1486
 Challis, J.A., 10-0972, 12-0699,
 16-0385, 16-1868, 19-1486
 Challis, J.C., 16-1588
 Challis, M.S., 16-1744
 Chaloner, P.A., 15-0427,
 15-0972
 Chaly, T., 16-0147
 Chamberlain, N.C., 19-1410
 Chamberlain, P., 15-0187
 Chamberlain, P.H., 15-0016
 Chamberlin, A.R., 17-0275,
 17-0276
 Chamberlin, R.M., 15-0584
 Chambers, D.J., 19-1569
 Chambers, E.J., 04-0345
 Chambers, M.R.I., 13-0282
 Chambers, R., 16-2108
 Chambers, R.A., 10-1185
 Chambers, R.D., 11-0314,
 12-0135, 13-0075, 15-0070,
 15-0072, 15-0248, 15-0317,
 16-0454
 Chambers, V.C., 10-0316
 Chambers, W.T., 10-0191
 Chambers-Asman, D.M.,
 12-0362
 Chambron, J.-C., 03-0181,
 03-0201
 Chamness, J.T., 18-0742
 Chamorro, E., 15-1545
 Chamot, E., 02-0173
 Champagne, P., 19-0654
 Chan, A.S.C., 10-1453,
 10-1454, 15-0413, 15-0519,
 15-0604, 15-0613, 15-1125,
 15-1133, 15-1136, 15-1138,
 15-1147, 15-1480, 15-1509,
 15-1844, 15-1902, 16-0549,
 16-0680, 16-0687, 16-0691,
 18-0154, 19-1028, 19-1031,
 19-1035, 19-1042
 Chan, C., 16-1621
 Chan, D.M.T., 10-0977
 Chan, E.D., 18-0272
 Chan, H., 04-0494
 Chan, H.-L., 19-0534
 Chan, K.-Y., 15-1903
 Chan, K.S., 13-0242, 15-1885
 Chan, M.C.W., 19-0618
 Chan, P.-M., 19-0746
 Chan, R.P.K., 19-1131
 Chan, T., 02-0243, 16-1232,
 18-0394
 Chan, T.-H., 10-1225, 16-0591,
 16-1906
 Chan, T.-L., 04-0081
 Chan, T.C., 16-0648
 Chan, T.H., 10-0505, 10-0805,
 10-0818, 12-0477, 15-1762,
 15-1803, 16-0147, 16-0591,
 16-0594, 16-0602, 16-0639,
 16-0648, 16-0655, 16-0660,
 16-0874, 16-0880, 16-0881,
 16-1195, 16-1235, 16-1667,
 19-0502, 19-1598
 Chan, T.Y., 15-2082
 Chan, W.-K., 15-1746,
 15-1773
 Chan, W.H., 11-0092, 16-1811,
 17-0234
 Chan, W.L., 15-1147, 16-0549
 Chan, W.Y., 16-1240
 Chanan, H., 10-1256
 Chance, J.M., 02-0072
 Chand, P.K., 16-0065, 16-0749,
 16-1531
 Chanda, B.M., 15-1898
 Chandake, S.I., 16-1701
 Chandler, M., 08-0147
 Chandler, W.D., 08-0036,
 19-0740
 Chandra, A.K., 03-0033
 Chandra, K.L., 11-0341,
 16-0171
 Chandra, P.P., 04-0454
 Chandra, S., 01-0077
 Chandraiah, L., 19-1237
 Chandrakumar, K.R.S., 18-0212
 Chandrasakar, R., 13-0770
 Chandrasekar, S., 19-1453
 Chandrasekaran, S., 10-0834,
 11-0322, 15-0192, 15-0193,
 15-0665, 15-1844, 16-0267,
 16-1668, 16-1719, 16-1741,
 19-0560, 19-0576, 19-0731,
 19-0735, 19-0938, 19-0948,
 19-1658

- Chandrasekhar, J., **05-0101**,
05-0124, **10-0017**, **10-0021**,
10-0184, **16-0007**, **18-0002**
- Chandrasekhar, M., **10-0962**,
19-0167
- Chandrasekhar, S., **10-0683**,
10-0958, **10-1123**, **13-0405**,
15-0403, **15-0438**, **16-0093**,
16-0355, **16-0744**, **16-0780**,
16-0784, **16-1181**, **16-1404**,
16-1618, **18-0289**, **18-0319**,
18-0333, **19-0692**, **19-1117**,
19-1237, **19-1521**, **19-1555**
- Chandrasekharan, J., **15-0653**,
19-1059
- Chandrashekar, G., **15-0403**
- Chandrashekar, G., **15-0438**
- Chandrashekar, V., **19-1032**,
19-1035
- Chandrassekhar, S., **18-0326**
- Chaney, M.O., **12-0224**
- Chang, C., **19-0452**
- Chang, C.-L., **18-0152**
- Chang, C.-W., **16-1438**
- Chang, C.J., **08-0064**
- Chang, C.T., **13-0465**
- Chang, D., **19-0544**, **19-0545**,
19-0546
- Chang, D.-H., **15-0930**
- Chang, D.C.K., **10-0305**
- Chang, D.W.L., **07-0054**
- Chang, F.-R., **16-1671**
- Chang, F.C., **16-2151**
- Chang, G., **10-1099**
- Chang, H.-M., **13-0383**,
13-0432, **15-0933**, **16-0732**
- Chang, H.-T., **15-1864**
- Chang, H.S., **19-0231**
- Chang, H.W., **02-0155**,
02-0198, **02-0236**
- Chang, J., **11-0092**
- Chang, J.C., **18-0495**
- Chang, J.S., **16-2108**
- Chang, K., **12-0717**
- Chang, K.Y., **16-1994**
- Chang, L.-B., **15-1270**
- Chang, L.W., **11-0111**
- Chang, L.Y., **15-1679**
- Chang, M.H., **10-1516**, **10-1549**
- Chang, S., **10-0063**, **10-0178**,
10-1471, **13-0567**, **15-1152**,
15-1177, **15-1374**, **15-1406**,
16-0599, **17-0436**, **18-0788**,
18-0789, **19-0120**
- Chang, S.-Y., **15-1218**
- Chang, T.C.T., **10-1634**
- Chang, V.H., **15-1198**
- Chang, V.S., **19-0388**, **19-0403**
- Chang, Y., **01-0011**, **15-0422**,
16-1155
- Chang, Y.M., **16-0352**
- Chang, Y.W., **19-0250**
- Chanon, F., **05-0313**
- Chanon, M., **05-0313**, **10-0090**,
10-0092, **10-0443**, **13-0052**
- Chanson, E., **16-2004**
- Chanumathi, N., **10-0927**
- Chanysheva, I.R., **10-0278**
- Chao, B., **17-0365**
- Chao, C.S., **13-0465**
- Chao, D.-Y., **15-1507**
- Chao, I., **10-0275**
- Chao, L., **16-0524**, **16-0963**
- Chao, L.C.F., **19-0583**
- Chao, W., **18-0817**
- Chao, Y.L., **10-1179**
- Chaouchi, M., **13-0109**
- Chaouk, H., **15-1493**
- Chapaneri, K., **16-0138**
- Chapelaine, M.J., **15-1090**
- Chapleo, C.B., **10-0228**
- Chapleur, Y., **15-1225**
- Chaplinski, V., **05-0320**
- Chapman, C.J., **11-0423**,
15-1024, **15-1132**, **19-1155**
- Chapman, D., **15-1176**
- Chapman, K.T., **10-1640**,
15-2063, **16-1144**, **19-0132**,
19-0241, **19-1056**
- Chapman, N.B., **08-0136**,
08-0149, **09-0016**, **09-0019**,
09-0020, **09-0038**, **09-0058**,
09-0061, **09-0078**, **10-0350**,
10-0443, **10-0495**
- Chapman, O.L., **02-0212**,
04-0320, **04-0477**, **04-0479**,
05-0388, **07-0044**, **13-0047**,
15-2235, **16-2083**, **18-0227**,
18-0467
- Chapman, R.D., **12-0709**
- Chapman, R.G., **03-0173**
- Chapman, R.W., **12-0469**
- Chappell, I.P., **15-0970**
- Chapuis, C., **10-1640**
- Chaquin, P., **11-0226**, **15-2102**
- Chardon, C., **15-2406**
- Charette, A.B., **10-0705**,
15-0489, **15-2337**, **15-2339**,
15-2340, **15-2342**, **15-2345**,
16-0222, **16-0223**, **16-1704**
- Charewicz, W.A., **03-0107**
- Charkraborti, A.K., **10-0925**
- Charles, G., **10-1524**, **16-0356**
- Charles, K.R., **08-0118**
- Charles, N.R., **15-2438**
- Charles, R., **04-0209**
- Charleson, D.A., **19-0479**
- Charlton, J.L., **07-0054**,
15-2002, **15-2061**
- Charman, H.B., **12-0017**
- Charnsangavej, C., **15-2298**
- Charonnat, J.A., **15-1069**
- Charpentier, P., **10-0952**
- CharpentierMorize, M.,
10-0295, **10-0296**, **10-0485**,
11-0391, **18-0208**
- Charpiot, B., **13-0581**, **10-0920**
- Charruault, L., **15-0977**
- Charton, B., **14-0107**
- Charton, M., **04-0421**, **05-0068**,
09-0016, **09-0031**, **09-0032**,
09-0038, **09-0039**, **09-0041**,
09-0047, **09-0051**, **09-0056**,
09-0060, **09-0064**, **09-0068**,
09-0070, **09-0071**, **09-0078**,
09-0080, **10-0282**, **13-0027**,
14-0107, **15-0128**, **15-0628**,
17-0088
- Charushin, V.N., **13-0638**
- Chary, K.P., **10-1140**, **19-1208**,
19-1257, **19-1259**, **19-1547**,
19-1640
- Chase, C.R., **10-0232**
- Chase, E., **15-1268**
- Chassaing, C., **16-1774**
- Chassaing, G., **05-0138**
- Chassin, C., **19-1338**
- Chastrette, M., **10-0443**,
10-1134, **16-0516**, **16-0954**
- Chataigner, I., **16-1417**
- Chatani, N., **10-1196**, **10-1862**,
11-0332, **11-0414**, **11-0463**,
12-0543, **13-0532**, **15-0755**,
15-0777, **15-0830**, **15-0831**,
15-0920, **15-1473**, **15-2443**,
16-1977, **16-1978**, **19-1508**
- Chateaufneuf, J., **05-0297**
- Chatgililoglu, C., **05-0310**,
10-1209, **14-0018**, **14-0019**,
14-0081, **15-0067**, **15-0752**,
15-1196, **15-1219**, **17-0138**,
19-1403, **19-1419**
- Chattaraj, P.K., **08-0155**,
15-2104
- Chattaway, F.D., **14-0010**
- Chatterjee, A., **19-1672**
- Chatterjee, A.K., **10-0554**,
16-1528, **18-0778**, **18-0781**
- Chatterjee, B.G., **10-1599**
- Chatterjee, S.K., **19-1491**
- Chatterton, C., **10-1457**
- Chattopadhyay, A., **16-0825**
- Chattopadhyay, S., **19-1022**,
19-1708, **19-1716**
- Chattopadhyaya, J.B., **16-0249**,
18-0330
- Chatziiosifidis, I., **10-1797**
- Chatzopoulos, M., **16-1573**
- Chauder, B., **10-1284**, **13-0641**
- Chaudhari, B.A., **19-0155**

- Chaudhari, R.V., **13-0203, 15-1378, 19-1186**
 Chaudhari, S.S., **10-1067, 17-0430**
 Chaudhary, K., **16-0567**
 Chaudhary, S., **10-1624**
 Chaudhary, S.S., **10-0964**
 Chaudhuri, N., **05-0377**
 Chaudhuri, P., **03-0115, 14-0321**
 Chaudhuri, S.K., **10-1587**
 Chaudhuri, S.K., **19-0683**
 Chaudret, B., **10-1459**
 Chauhan, K., **18-0642**
 Chauhan, K.K., **15-2131**
 Chauhan, P.M.S., **10-0861, 11-0225**
 Chauhan, S., **17-0368, 19-0924**
 Chauhan, S.M.S., **13-0105, 15-1763, 19-0072**
 Chaumeil, H., **13-0521**
 Chauncy, B., **13-0741**
 Chauret, D.C., **10-1541**
 Chavan, S.P., **10-0569, 15-2007, 16-0051, 16-0243, 16-1679, 16-1701, 18-0212, 19-0703**
 Chavant, P., **16-0817**
 Chavant, P.Y., **16-0907, 16-0928, 16-1456**
 Chavarot, M., **16-1456**
 Chavasiri, W., **19-0612**
 Chavez, D.E., **15-2149**
 Chawla, H.P.S., **15-0436**
 Chawla, R., **14-0171**
 Chayangkoon, P., **04-0088**
 Chaykovsky, M., **16-1273, 16-1377, 16-1403**
 Che, B.-H., **10-1788**
 Che, C.-M., **15-1746, 15-1773, 15-1903, 15-2295, 19-0549, 19-0550, 19-0618, 19-0746**
 Che, D., **04-0161**
 Chebolu, V., **14-0118**
 Cheboub-Benchaba, K., **15-2003**
 Chechik, V.O., **10-0493**
 Cheema, Z.K., **18-0100**
 Cheeseman, J.R., **04-0015, 04-0118**
 Cheeseman, J.R., **04-0278**
 Cheikh, R.B., **12-0223**
 Chekhuta, V.G., **09-0048**
 Chekulaeva, I.A., **15-0047, 15-0348**
 Chelius, E.C., **05-0057, 15-0139**
 Chellamani, A., **19-0831**
 Chellé-Regnaut, I., **19-0122, 19-0123**
 Chemat, F., **16-0122, 16-1577**
 Chemla, F., **05-0139, 16-0389, 19-0508**
 Chen, A., **05-0103, 08-0062, 15-1394**
 Chen, B., **13-0413, 19-0501, 19-1633**
 Chen, B.-L., **07-0051**
 Chen, C., **11-0073, 13-0012, 13-0326, 13-0430, 16-0549, 16-0552, 16-0811, 19-1020**
 Chen, C.-T., **03-0200, 08-0169**
 Chen, C.-y., **13-0236, 13-0272**
 Chen, C.H.-T., **13-0475**
 Chen, D., **15-1896, 16-0798**
 Chen, D.-J., **16-0082**
 Chen, E.N., **19-0444**
 Chen, F., **19-0402**
 Chen, F.-E., **16-0095, 16-0323, 16-0342, 18-0798, 19-1627**
 Chen, F.-X., **16-1433, 16-1438**
 Chen, F.M.F., **18-0722**
 Chen, G., **05-0260, 10-1453, 10-1454, 16-0549, 18-0362**
 Chen, G.-F., **05-0326**
 Chen, H., **10-1421, 10-1453, 13-0528, 15-0428, 15-0604, 15-0834, 15-1445, 15-1691, 15-1885, 15-2301, 19-1028**
 Chen, H.E., **16-0318**
 Chen, H.G., **16-2056**
 Chen, H.K., **15-1080**
 Chen, H.Y., **18-0758, 18-0762**
 Chen, J., **03-0001, 04-0269, 10-0801, 10-1608, 13-0365, 15-0578, 15-1405, 15-1456, 15-1773, 16-1995, 19-0688, 19-0767, 19-1533**
 Chen, J.S., **15-0967**
 Chen, J.-P., **16-0631**
 Chen, J.-X., **13-0628**
 Chen, J.-x., **12-0533**
 Chen, J.C., **15-0649**
 Chen, K., **04-0400, 15-1666, 16-0777, 16-0788**
 Chen, K.S., **05-0281, 14-0044, 18-0081**
 Chen, K.X., **15-1826**
 Chen, L., **04-0178, 07-0118, 13-0206, 15-0789, 15-1153, 15-1271, 16-0297**
 Chen, M., **10-1857, 15-2409**
 Chen, M.-F., **16-0094**
 Chen, M.C., **16-1511, 16-1558**
 Chen, M.H., **19-1077**
 Chen, M.S., **19-0539**
 Chen, N., **15-0164**
 Chen, N.Y., **11-0052**
 Chen, P., **10-0864, 15-1223, 18-0833**
 Chen, Q., **10-1309, 13-0362, 16-0908, 19-1374**
 Chen, R., **02-0120, 15-1741, 16-0397, 16-1612, 19-1263**
 Chen, R.H.K., **16-1251**
 Chen, R.S., **02-0272**
 Chen, S., **15-0604, 16-1862**
 Chen, S.-F., **16-1784**
 Chen, S.-L., **02-0281, 16-1111**
 Chen, S.M., **15-1480**
 Chen, T., **05-0216, 05-0350, 15-1679, 19-0831**
 Chen, T.-H., **03-0005**
 Chen, W., **10-1457, 13-0496, 13-0571, 15-1488, 15-1843**
 Chen, W.M., **18-0134**
 Chen, X., **08-0100, 08-0214, 14-0239, 19-0538, 19-1032**
 Chen, X.-M., **16-0691, 16-1012**
 Chen, Y., **02-0367, 12-0087, 13-0272, 15-1331, 15-1759, 16-1371, 16-1626, 16-1627, 16-1947, 19-0576**
 Chen, Y.-C., **13-0401, 15-0519, 15-0575, 19-1042**
 Chen, Y.-J., **16-1092, 19-0346, 19-0804**
 Chen, Y.-Y., **03-0123**
 Chen, Y.J., **16-0875, 18-0362**
 Chen, Z., **02-0354, 16-0552, 16-0552, 16-1644**
 Chen, Z.-C., **10-0701, 10-0869, 10-1425, 10-1475, 11-0188, 11-0241, 11-0499, 13-0145, 13-0320, 13-0356, 16-0082, 16-1170, 16-1279, 16-1773, 19-0209, 19-0528**
 Chen, Z.-N., **04-0191**
 Chen, Z.-R., **18-0820**
 Chen, Z.C., **13-0437**
 Chen, M., **15-1403**
 Chen, Y., **11-0358**
 Chen, M.-F., **16-0063**
 Chendke, P.K., **07-0067**
 Chênevert, R., **11-0052, 11-0594**
 Chênevert, R., **19-0922**
 Cheng, A.K., **18-0642**
 Cheng, C., **16-0278**
 Cheng, C.-c., **08-0109**
 Cheng, C.-H., **13-0383, 13-0432, 13-0553, 15-0283, 15-0761, 15-0933, 15-1145, 15-2373, 15-2381, 15-2387, 16-0577, 16-0732**
 Cheng, C.H., **13-0259, 13-0465**
 Cheng, D., **15-0840, 15-0979**
 Cheng, D.-P., **16-0082**
 Cheng, G., **16-1371**
 Cheng, H.-S., **16-0610**
 Cheng, H.N., **15-0969**

- Cheng, J., **10-0219, 13-0179, 13-0558, 13-0571, 14-0372**
 Cheng, J.-P., **01-0102, 14-0060, 16-0767, 16-0774, 16-0777, 16-1036**
 Cheng, J.P., **05-0246**
 Cheng, K.-F., **16-1074**
 Cheng, K.-m., **10-0219**
 Cheng, K.-W., **19-0618**
 Cheng, L., **10-0285**
 Cheng, P., **08-0108**
 Cheng, T., **15-0654**
 Cheng, W., **13-0471**
 Cheng, W.-C., **19-0746**
 Cheng, X., **15-0339**
 Cheng, Y., **16-0323, 18-0120**
 Cheng, Y.-H., **01-0109**
 Cheng, Y.M., **12-0354, 12-0376**
 Chenier, J.H.B., **14-0045, 14-0218**
 Chenier, P.J., **10-0151, 18-0194**
 Chens, H., **15-1691**
 Cheong, P.H.-Y., **16-1029**
 Cheprakov, A.V., **11-0287, 11-0297**
 Cheramie, J., **16-1021**
 Cherednichenko, L.V., **12-0710**
 Cherepanov, I.A., **10-1087**
 Chérest, M., **04-0139**
 Cherkaoui, H., **19-0222**
 Cherkasov, R.A., **16-0213**
 Cherkasova, E.M., **16-0031**
 Cherkinski, M., **15-2023**
 Cherluck, R.M., **16-0966**
 Chermprapai, A., **10-1184**
 Chern, C., **10-0743, 19-0098**
 Chern, M.-S., **11-0397**
 Cherng, C.-D., **15-1218**
 Chernick, E.T., **17-0325**
 Chernov, A.N., **15-0280**
 Cherry, W., **07-0019, 07-0021**
 Chervin, I.L., **04-0036, 04-0039, 04-0042**
 Chervin, I.T., **11-0180**
 Cheskis, B.A., **19-0091**
 Chesney, A., **15-1285**
 Chesnokov, A.A., **16-1391**
 Chesnokova, A.E., **16-2066**
 Chesnut, D.B., **02-0255**
 Chetri, A.B., **19-0697**
 Chettle, S.J., **19-1097**
 Chetverikov, V.P., **10-1583**
 Cheung, A.W.-H., **19-1403**
 Cheung, C.K., **16-0006**
 Cheung, H.K.Y., **14-0097**
 Cheung, K.-K., **15-0867, 15-1768, 15-1773**
 Cheung, M.F., **16-1556**
 Cheung, Y., **14-0194**
 Chevalier, P., **18-0761**
 Chevallier, F., **19-0905**
 Chevli, D.M., **10-0114**
 Chevrier, B., **11-0424, 11-0454**
 Chhabra, B.R., **19-0469, 19-0471**
 Chhatriwalla, A., **16-0591**
 Chhibber, M., **19-0096**
 Chi, D.Y., **10-0411, 10-0501, 10-1117, 11-0640, 15-1834, 19-0260**
 Chi, Y., **16-0344**
 Chi, Z., **16-0649**
 Chia, L.H.L., **04-0292**
 Chiacchiera, S.M., **13-0013**
 Chiacchio, U., **16-0049**
 Chianelli, D., **10-1306, 13-0103, 13-0132, 13-0132**
 Chiang, C., **18-0231, 19-0354, 19-0371**
 Chiang, C.C., **02-0258, 02-0274**
 Chiang, G.C.H., **13-0204**
 Chiang, J.P., **15-1753**
 Chiang, S., **15-0674**
 Chiang, Y., **02-0383, 02-0386, 02-0388, 02-0389, 08-0057, 08-0118, 10-0530, 10-0536, 10-0571, 11-0110, 12-0084, 12-0097, 12-0100, 12-0101, 15-0025, 15-0079, 15-0215**
 Chiao, W., **17-0027**
 Chiappe, C., **10-0411, 11-0242, 15-0012, 15-0014, 15-0022, 15-1515, 15-1522, 15-1524, 15-1526**
 Chiara, J.L., **19-1680**
 Chiarelli, R., **05-0258**
 Chiarini, M., **11-0654, 13-0480, 16-0163, 16-0279**
 Chiarotto, I., **16-0436**
 Chiba, K., **10-0716, 11-0328, 15-0241, 15-1061, 15-1508, 19-1375**
 Chiba, N., **10-0584**
 Chiba, T., **10-1558, 16-1459**
 Chichilla, R., **16-1786**
 Chick, J.E., **16-0886**
 Chickos, J.S., **04-0462**
 Chidambaram, N., **15-0192, 19-0576**
 Chidara, S., **16-0616**
 Chiechi, R.C., **02-0289**
 Chieffi, A., **10-1635, 13-0583, 13-0587**
 Chieffi, G., **15-2244**
 Chien, C.-T., **16-1359, 16-1360**
 Chien, Y.-Y., **12-0459**
 Chiericato Jr., G., **19-0579**
 Chiesa, A., **11-0505**
 Chiev, K.P., **16-0868**
 Chihal, D.M., **18-0859**
 Chihara, T., **10-0627, 10-0636, 15-0265, 16-0260**
 Chikamatsu, H., **02-0070**
 Chikami, Y., **15-0174**
 Chikinev, A.V., **11-0013**
 Childers Jr., W.E., **19-0699**
 Childs, R.F., **02-0348, 02-0350, 02-0351, 05-0050, 07-0044, 15-2257, 18-0540**
 Chilingaren, A.C.R., **18-0178**
 Chimishkyan, A.L., **16-1855**
 Chimni, S.S., **16-0590, 16-0592**
 Chin, C.-P., **10-0440**
 Chin, C.S., **02-0403**
 Chin, J., **16-0018**
 Chinchilla, R., **16-1784**
 Ching, C.B., **11-0396**
 Ching, W., **16-1445**
 Ching-Yun, C., **16-0041**
 Chini, M., **10-0663, 10-0814, 10-0954, 10-1150**
 Chinn Jr., J.W., **05-0152**
 Chinn, L.J., **14-0214, 19-0011, 19-0693**
 Chinn, L.J.S., **19-0453**
 Chinn, M.S., **12-0352**
 Chioconci, A.A., **10-0868**
 Chiola, V., **10-0291**
 Chiou, B.L., **18-0440**
 Chirik, P.J., **15-0629**
 Chirinko Jr., J.M., **10-1690**
 Chirskaya, M.V., **15-1574**
 Chisholm, J.D., **15-1154, 16-1652**
 Chisholm, M.H., **19-1718, 19-1725**
 Chistyakov, A., **14-0139**
 Chitnavis, A., **19-0112**
 Chittari, P., **15-1694**
 Chittattu, G., **14-0406, 19-1589**
 Chitwood, J.L., **10-0202, 16-2113**
 Chiu, P., **16-1074, 19-1386**
 Chiu, R.-T., **15-1246**
 Chiu, S.-H., **03-0185, 03-0187, 03-0189**
 Chirudoglu, G., **04-0350, 03-0180, 03-0192, 04-0261, 05-0076**
 Chiusoli, G.P., **15-1381**
 Chiusoli, G.P., **10-1841**
 Chivers, T., **05-0103, 08-0062**
 Chivers, T., **12-0586**
 Chizhov, B.A., **19-0091**
 Chizhova, N.V., **16-0258**
 Chloupek, F.J., **16-0033**
 Chmurny, G.N., **12-0013**
 Chmurzyński, L., **08-0082, 19-1021**
 Chng, S.-S., **16-0610**

- Cho, B.P., 13-0153
 Cho, B.R., 17-0093, 17-0094
 Cho, B.T., 16-0359, 16-0693,
 19-1016, 19-1031, 19-1078
 Cho, C.-C., 16-1359
 Cho, C.-G., 11-0171, 12-0295,
 16-1743
 Cho, C.-H., 10-1489
 Cho, C.-W., 16-1975
 Cho, C.H., 16-1998
 Cho, C.S., 10-1500, 10-1626,
 13-0328, 13-0599, 15-1159,
 16-2120
 Cho, D.H., 15-1203, 16-1749,
 19-1403, 19-1404, 19-1470,
 19-1474
 Cho, H.-N., 18-0768
 Cho, I.H., 19-0137
 Cho, I.S., 10-1016
 Cho, J.H., 10-0858, 18-0777
 Cho, M.H., 11-0613
 Cho, M.S., 10-1156, 16-0554
 Cho, S., 17-0166
 Cho, S.-D., 10-0795, 19-0523
 Cho, S.H., 10-0588, 10-0694
 Cho, Y., 18-0274
 Cho, Y.J., 16-0351, 19-1324,
 19-1751
 Cho, Y.S., 10-1194, 10-1516,
 10-1549, 16-0605, 19-1188,
 19-1222, 19-1512
 Chobe, P., 18-0402
 Chodkiewicz, W., 14-0301,
 14-0311, 14-0314
 Chodowska-Palicka, J., 11-0618
 Chodroff, S.D., 05-0279
 Choe, J., 19-0376, 19-0378
 Choghamarani, A.G., 12-0705
 Choguill, H.S., 11-0639
 Choi, B.Y., 19-0574
 Choi, D.S., 15-1436, 15-1439
 Choi, E., 15-1152, 19-0120
 Choi, E.B., 17-0528
 Choi, H., 11-0640, 15-1138,
 19-0800
 Choi, H.K.J., 05-0358
 Choi, H.Y., 19-0260
 Choi, J., 15-0495, 15-0503,
 16-0360, 16-1535, 19-1209,
 19-1299
 Choi, J.-H., 19-0332, 19-0496
 Choi, J.-K., 10-1166, 15-1247
 Choi, J.H., 11-0325
 Choi, J.S., 10-1453
 Choi, J.Y., 15-1136
 Choi, K.H., 16-1994, 19-1550,
 19-1611, 19-1612
 Choi, K.I., 10-1549, 16-0605,
 19-1188, 19-1222, 19-1549,
 19-1550, 19-1611
 Choi, M., 15-1438
 Choi, M.C.K., 10-1454,
 15-0519, 16-0687, 19-1042
 Choi, M.J., 13-0480
 Choi, M.K.W.C., 19-0178
 Choi, N., 18-0519
 Choi, S., 15-1834, 16-1143,
 16-1147, 16-1228, 18-0175,
 18-0176, 19-0800
 Choi, S.-B., 15-0586
 Choi, S.-C., 10-1408, 13-0340,
 13-0623, 18-0246
 Choi, S.-Y., 05-0306, 05-0308,
 05-0310, 14-0068, 14-0070
 Choi, S.U., 11-0374
 Choi, S.Y., 05-0308
 Choi, S.Y., 14-0026
 Choi, T.-L., 18-0778, 18-0781,
 18-0785, 18-0795
 Choi, W., 16-1024
 Choi, W.-K., 13-0190
 Choi, W.-W., 19-0534
 Choi, Y., 10-0694, 19-0459,
 19-0524
 Choi, Y.H., 15-1136
 Choi, Y.J., 16-2167
 Choi, Y.K., 15-1439, 19-1160
 Choi, Y.M., 19-1086, 19-1167,
 19-1490, 19-1086, 19-1091
 Chong, A.O., 15-1859, 15-1876
 Chong, J.A., 04-0496, 10-0044
 Chong, J.M., 10-0496, 10-1062,
 10-1276, 10-1461, 10-1473,
 10-1541, 10-1542, 15-1124,
 16-0467, 16-0699
 Chong, Y.H., 15-1371
 Chono, M., 12-0745
 Chono, N., 15-1254
 Choo, D.J., 10-0940
 Choo, J., 04-0352
 Choony, N., 15-0962
 Chopade, P.R., 19-0989
 Choppin, S., 13-0647
 Chorbadjiev, S., 10-0833
 Chordia, M.D., 15-1535,
 15-2074
 Chorev, M., 03-0203
 Chortyk, O.T., 18-0337
 Chotii, K.Yu., 09-0048
 Chou, C.S., 19-0109
 Chou, F.E., 02-0413
 Chou, M.-C., 16-1784
 Chou, M.-Y., 12-0459
 Chou, P.K., 05-0135
 Chou, S., 10-1290, 10-1291
 Chou, S.-S.P., 15-2120
 Chou, S.P., 12-0498
 Chou, T., 10-0504, 12-0572,
 15-2087
 Chou, T.-C., 16-0336
 Chou, W., 15-0502
 Chou, W.-C., 16-1784
 Choucair, B., 16-0878
 Choudary, B.M., 10-0752,
 10-0943, 11-0214, 11-0644,
 15-0270, 15-1001, 15-1669,
 16-0383, 16-0616, 19-0219,
 19-0781
 Choudhary, M.I., 10-0860,
 10-1081
 Choudhary, V.R., 11-0423,
 13-0410, 15-1887
 Chouhan, G., 16-0233
 Chouhan, Y., 10-0234
 Chouragui, G., 15-2386
 Chow, A., 04-0312, 05-0155,
 05-0185
 Chow, D., 16-2059
 Chow, H.-F., 13-0478
 Chow, J., 12-0228
 Chow, L., 18-0160
 Chow, W.Y., 02-0080
 Chow, Y., 16-0033
 Chow, Y.L., 11-0184, 14-0187,
 14-0188, 15-1610
 Chowdari, N.S., 10-0752,
 11-0214, 15-1669, 16-0877,
 16-0917
 Chowdhury, C., 16-1915
 Chowdhury, S., 14-0425
 Choy, N., 18-0487
 Choy, W., 04-0148, 16-1014,
 16-1018, 16-1050
 Chrétien, J.R., 15-0097
 Chrisman, W., 16-0057,
 19-0026, 19-0161, 19-1045
 Christ, W.J., 15-1688
 Christen, D., 04-0467
 Christensen, C., 16-1160
 Christensen, J.J., 03-0101,
 03-0105, 03-0108, 04-0163
 Christensen, L.W., 12-0208,
 15-1598
 Christenson, B., 15-1094,
 15-1170, 15-1170
 Christiaens, L., 10-0798
 Christian, B., 10-0481
 Christanson, D.W., 04-0454
 Christl, M., 02-0084, 10-0379,
 18-0651
 Christman, D.R., 16-2142
 Christmann, K., 16-1329
 Christmann, K.-F., 16-1330
 Christmann, K.F., 16-1297
 Christmann, M., 16-1112
 Christoffers, J., 10-1576,
 15-1021, 15-1040, 19-0489,
 19-0490
 Christol, H., 10-0179, 10-0789,
 15-1376

- Christophy, E., **07-0046**
 Christy, M.E., **04-0206**
 Christy, P.F., **11-0029**
 Chrzanowska, M., **16-0858**
 Chu, C., **12-0560**
 Chu, C.-M., **13-0753**
 Chu, C.C.C., **10-1685**
 Chu, F., **10-0610, 10-0730, 16-0199**
 Chu, K., **18-0458**
 Chu, K.C., **12-0031**
 Chu, M., **16-0543**
 Chu, S., **15-2107, 18-0478**
 Chu, W.K.C., **08-0059**
 Chua, P., **16-0222, 16-1704**
 Chuah, G., **19-0971**
 Chuang, C., **15-0105**
 Chuang, L., **14-0095**
 Chuang, T., **19-0452**
 Chuang, T.-H., **10-0866**
 Chuaqui, C., **10-0372**
 Chuard, R., **15-0664**
 Chuchani, G., **11-0037, 11-0367, 17-0131, 17-0145**
 Chucho, J., **15-0247**
 Chudek, J.A., **16-0262**
 Chuit, C., **10-0208, 12-0499, 12-0593, 15-0954, 15-1062**
 Chukovskaya, E.C., **15-1640**
 Chukovskaya, E.Ts., **10-1233**
 Chumakov, L.V., **15-0021**
 Chun, Y.S., **19-1031**
 Chung, B.C., **10-1096, 13-0252**
 Chung, B.Y., **10-1016, 10-1516, 16-0634, 19-1222, 19-1655**
 Chung, C.-M., **15-1203, 19-1470**
 Chung, D.S., **10-0019**
 Chung, E.-A., **16-1975**
 Chung, F., **11-0648**
 Chung, H.-A., **16-1866**
 Chung, K.-G., **13-0513**
 Chung, K.H., **17-0426**
 Chung, M., **15-1852**
 Chung, R.P., **16-1570**
 Chung, S., **11-0648, 15-0571, 19-0137, 19-1339, 19-1340, 19-1765**
 Chung, S.K., **15-1106**
 Chung, S.Y., **09-0021, 10-0304**
 Chung, Y.K., **15-1411, 15-1423, 15-1431, 15-1432, 15-1436, 15-1438, 15-1439, 15-1993, 19-1042, 19-1044**
 Chupakhin, O.N., **13-0220, 13-0638**
 Chupp, J.P., **16-0274**
 Chuprakov, S., **15-0843**
 Church, D.F., **14-0093, 19-0353, 19-0356**
 Churchill, M.R., **03-0083, 12-0359, 15-2302, 18-0829**
 Churchill, R.M., **15-2432**
 Chuvatkin, N.N., **10-0759, 14-0135, 15-1544, 16-0449**
 Chwang, A.K., **05-0087**
 Chwang, W.K., **10-0572**
 Chylińska, J.B., **19-0365**
 Ciabattoni, J., **02-0202, 02-0203, 15-1786**
 Ciaccio, J.A., **10-1150, 10-1792**
 Ciamician, G., **15-2243**
 Ciappenelli, D.J., **12-0392**
 Ciattini, P.G., **10-0226, 13-0608, 19-1374**
 Ciavarrì, J.P., **16-0665**
 Cicchi, S., **17-0449, 19-0307, 19-0774, 19-1231**
 Cid, J.M., **10-0856**
 Cieplak, A.S., **15-0120, 15-0121**
 Cieplak, P., **04-0357**
 Ciganek, E., **15-1986, 15-2075, 15-2282, 15-2321, 15-2322, 16-0958, 17-0259, 18-0469, 18-0470, 18-0643**
 Cilento, G., **14-0229, 15-2157, 15-2159**
 Ciliberti, L., **16-1091**
 Ciminale, F., **15-1167, 15-1170**
 Cimiraglia, R., **11-0172**
 Cingolani, G.M., **11-0334**
 Cinquini, M., **04-0029, 04-0047, 05-0138, 10-0305, 12-0185, 15-1697, 16-1118**
 Cintas, P., **03-0210, 04-0004, 04-0300, 04-0303, 15-2004, 15-2097, 16-0586**
 Cintrat, J.-C., **12-0272**
 Cioffari, A., **12-0436**
 Cioffi, C.L., **13-0522**
 Cioffi, N., **13-0399**
 Ciorba, V., **02-0093**
 Ciorba, V., **02-0288**
 Ciro, S.M., **05-0028**
 Cisneros, A., **19-0317**
 Cistone, F., **15-0638, 19-1295, 19-1522**
 Ciszewski, J.T., **15-0352**
 Citterio, A., **11-0185, 11-0508, 13-0582, 14-0340, 14-0344, 14-0348, 14-0363, 15-1199**
 Ciuffarin, E., **08-0058, 16-2138, 16-2144, 16-2145**
 Ciuffreda, P., **16-1687**
 Ciufolini, M.A., **02-0355, 15-1065, 16-2082, 16-2088, 16-2132**
 Ciula, R.P., **04-0435**
 Cividino, P., **15-1009**
 Clabo Jr., D.A., **02-0062**
 Claesson, A., **10-1529, 19-1321**
 Claisen, L., **16-1131, 18-0664**
 Clapham, B., **12-0271**
 Clar, E., **02-0119, 02-0136**
 Claramunt, R.M., **02-0423**
 Clardy, J., **02-0353, 12-0678**
 Clardy, J.C., **15-1712**
 Clarebeau, M., **10-0826**
 Claremon, D.A., **17-0462**
 Clarendon, N.B., **09-0016**
 Claridge, R.P., **11-0123**
 Claridge, T.D.W., **13-0427**
 Clark J.H., **09-0084**
 Clark Jr., B.C., **02-0350, 10-0129, 10-0131**
 Clark, A.J., **14-0071, 15-1232, 15-1278, 16-2107**
 Clark, B.C., **18-0105**
 Clark, B.M., **16-1340**
 Clark, C.G., **13-0209, 13-0231**
 Clark, C.T., **14-0202, 15-1322, 16-1944**
 Clark, D.H., **12-0258**
 Clark, D.L., **15-0502**
 Clark, D.R., **10-1814, 16-0456**
 Clark, D.T., **02-0231, 10-0181**
 Clark, D.T., **10-0206**
 Clark, F.R.S., **13-0462**
 Clark, G.M., **16-0043, 18-0201**
 Clark, G.R., **02-0201**
 Clark, G.W., **04-0435**
 Clark, I.D., **12-0040**
 Clark, J.D., **18-0565, 18-0667**
 Clark, J.H., **10-0697, 10-0713, 10-1047, 13-0147, 13-0256, 13-0257, 13-0752, 18-0359**
 Clark, J.S., **12-0370**
 Clark, K.B., **01-0101**
 Clark, L.W., **12-0638**
 Clark, M., **04-0398**
 Clark, M.T., **11-0593**
 Clark, R.D., **17-0361**
 Clark, R.F., **16-0446**
 Clark, R.G., **01-0003**
 Clark, T., **01-0001, 02-0007, 02-0014, 02-0020, 05-0326, 14-0076**
 Clarke, C.T., **10-0992**
 Clarke, E.D., **08-0101**
 Clarke, E.M., **02-0390**
 Clarke, G.M., **18-0039**
 Clarke, H.L., **03-0083**
 Clarke, J.K.A., **15-0451**
 Clarke, M., **18-0370**
 Clarke, M.J., **12-0643**
 Çizmeciyani, D., **08-0213**
 Clarke, M.L., **10-1463, 15-1397**
 Clarke, M.T., **05-0151, 05-0196**
 Clarke, P.A., **16-1621**
 Clarke, R.L., **04-0320**

- Clarke, T.C., **10-0254, 10-0257**
 Clarkson, D., **02-0004, 02-0007**
 Clary, D.C., **10-0345**
 Clary, D.W., **11-0215**
 Clase, J.A., **10-0604**
 Classon, B., **10-1089**
 Claus, P., **11-0518**
 Claus, R.E., **19-0352**
 Clausen, K., **16-0212, 16-0220**
 Clausen, T.P., **10-0182**
 Claudius, K., **18-0725**
 Claver, C., **10-1454, 10-1459, 15-1136, 15-1136, 15-1491, 15-1492, 18-0278**
 Clavier, H., **18-0771**
 Clawson, L., **10-0108, 16-1348**
 Clayden, J., **13-0289, 13-0316**
 Clayman, L., **10-0418**
 Clayton Jr., T.W., **15-0707**
 Clayton, J.W., **10-0210**
 Clayton, T.L., **15-1057**
 Cleary, D.G., **10-0794, 10-1557**
 Cleator, E., **15-1316**
 Clegg, W., **15-1791**
 Clemens, A.H., **10-0219, 11-0107**
 Clemens, I., **10-1790**
 Clement, A., **15-1785, 18-0222**
 Clément, G., **19-1421**
 Clément, J., **10-1820**
 Clemente, F.R., **04-0303, 15-2097, 15-2150, 16-1029**
 Clementi, S., **11-0279**
 Clementi, S., **17-0033**
 Clennan, E.L., **14-0239, 15-0149, 15-1766, 15-2151, 15-2159**
 Clerici, A., **14-0094, 16-0009, 16-0141, 19-0255, 19-0991, 19-1657, 19-1658, 19-1663, 19-1665**
 Clerici, L., **19-1665**
 Cléry, P., **12-0314**
 Cleve, N.J., **16-1557**
 Clifford, A.A., **09-0107, 13-0407, 13-0426, 14-0319, 15-2036**
 Clifford, P.R., **10-0383**
 Clifford, R.P., **18-0169**
 Clift, S.M., **16-1348, 16-1367**
 Klikeman, R.R., **04-0349**
 Cline Jr., R.E., **07-0071**
 Clinet, J.C., **15-1236**
 Clippinger, E., **10-0055, 10-0066, 10-0174**
 Clive, D.L.J., **10-0049, 12-0245, 14-0406, 17-0293, 19-1589**
 Cloarec, J.-M., **15-0489**
 Cloke, G.N., **13-0480**
 Cloonan, M.O., **15-1277**
 Clos, N., **04-0146, 15-0597**
 Closs, G.L., **02-0196, 04-0464, 05-0219, 05-0219, 05-0327, 05-0328, 05-0330, 05-0379, 10-1314, 12-0385, 15-2308, 15-2317, 17-0507, 17-0509, 18-0388**
 Closs, L.E., **12-0385**
 Closson, A., **15-1670**
 Closson, W.D., **10-0133, 10-0134, 10-0136, 17-0334, 19-1277**
 Clough, R.L., **04-0510**
 Clouse, A.O., **10-0262**
 Clowes, G.A., **11-0411**
 Clunie, J.C., **16-0037**
 Coates, G.E., **02-0171, 05-0145, 12-0001**
 Coates, G.W., **10-1552**
 Coates, R.M., **10-0148, 10-1653, 15-1091, 18-0107, 18-0111, 18-0506**
 Coates, W.M., **19-0081**
 Coble, H.D., **16-0193**
 Cobley, C.J., **16-0431**
 Coche, L., **19-0955**
 Cochran, J.C., **11-0481**
 Cocivera, M., **16-0318, 17-0035, 17-0116**
 Cockerill, A.F., **10-0393, 10-0520, 16-0315, 16-1293, 17-0003, 17-0007, 17-0037, 17-0039, 17-0057, 17-0063, 17-0065, 17-0084, 17-0101, 17-0103, 17-0174, 17-0245, 17-0387, 19-0252, 19-0835**
 Cocks, A.T., **15-2232, 17-0122**
 Coe, D.E., **15-1917**
 Coe, G.R., **12-0569**
 Coe, P.L., **19-1725**
 Coelho, F., **16-0776**
 Coenen, J.W.E., **06-0037**
 Coetzee, J.F., **06-0087, 08-0116, 08-0126**
 Coffey, D.S., **12-0406**
 Coffey, P.E., **15-1817**
 Coffi-Nketsia, S., **10-0733**
 Coffinet, D., **16-1328**
 Cofré, P., **19-0609**
 Cogdell, T.J., **10-0134**
 Cogen, J.M., **05-0322**
 Coggins, P., **12-0105**
 Cogolli, P., **13-0135**
 Cohen, G.M., **15-2209**
 Cohen, H., **19-0440**
 Cohen, J.F., **10-1636**
 Cohen, L.A., **19-1087**
 Cohen, M., **19-0248**
 Cohen, M.D., **09-0012**
 Cohen, M.H., **18-0697**
 Cohen, N., **01-0090**
 Cohen, R.J., **10-0826**
 Cohen, S., **03-0124, 14-0079**
 Cohen, S.G., **07-0032, 07-0033, 14-0454, 19-1688**
 Cohen, T., **10-0212, 10-0395, 10-1242, 11-0615, 11-0616, 12-0386, 13-0114, 13-0459, 13-0703, 13-0749, 14-0410, 14-0412, 14-0413, 14-0414, 15-0840, 15-0979, 15-1109, 15-2044, 16-0645, 16-1410, 16-1729, 16-1955, 17-0186, 18-0235, 18-0576, 19-0644**
 Cohen, Y., **02-0332, 10-0457**
 Cohen, Z., **19-0454**
 Cohn, G., **12-0463**
 Cohn, M., **16-0038**
 Cohrs, C., **02-0084**
 Coisne, J.M., **12-0416**
 Coke, J.L., **10-0162, 17-0007, 17-0015, 17-0017, 17-0020, 17-0022, 17-0023**
 Colacot, T.J., **13-0502**
 Colagioia, S., **16-1865**
 Colapret, J.A., **16-1195**
 Colard, N., **15-1856**
 Colasson, B., **19-1028**
 Colaun-Castillo, C., **15-1708**
 Colb, A.L., **13-0286**
 Colborn, R.E., **15-2402, 15-2403**
 Colbry, N.L., **16-0349**
 Colby, D.A., **03-0134**
 Colcha, W., **04-0477**
 Colclough, T., **12-0466**
 Coldham, I., **15-0887, 18-0398, 18-0399, 18-0419**
 Cole, C.M., **15-0548**
 Cole, E.R., **14-0260**
 Cole, L.L., **10-0417, 10-1066**
 Cole, S.J., **19-1301**
 Cole, S.M., **15-0307**
 Cole, T., **05-0273**
 Cole, T.E., **12-0516, 15-0642, 15-0643, 15-0645, 18-0422, 18-0453**
 Coleman III, D.T., **19-1762**
 Coleman, D., **10-1319**
 Coleman, K.S., **19-0120**
 Coleman, M.J., **17-0343**
 Coleman, R.A., **15-0692, 18-0438, 18-0439**
 Colens, A., **16-1879**
 Coles, C.J., **10-0083**
 Coles, J.A., **05-0135**
 Colibouef, M., **16-0863**
 Colins, C.C., **06-0045**
 Coll, J., **10-0602**
 Collazo, L.R., **10-1182**

- Collet, A., **03-0141, 04-0009, 04-0156, 04-0156, 04-0182**
 Collet, S., **13-0352**
 Colley, A.M., **13-0134**
 Collier, T.L., **04-0136**
 Collier, T.R., **19-1617**
 Collin, J., **10-0925, 10-1015, 10-1867, 15-2119, 16-1082, 16-2002, 19-0967**
 Collings, B.A., **06-0013**
 Collington, E.W., **10-1734**
 Collingwood, S.P., **10-1089**
 Collins, C., **18-0041, 18-0746**
 Collins, C.H., **15-0032, 17-0140**
 Collins, C.J., **06-0038, 06-0069, 10-0079, 10-0389, 10-0395, 10-0395, 15-0137, 17-0326, 18-0001, 18-0016, 18-0022, 18-0040, 18-0056, 18-0100, 18-0124, 18-0177, 18-0179, 19-1172, 19-1499**
 Collins, G.R., **14-0268**
 Collins, J.A., **18-0040**
 Collins, J.C., **19-0079**
 Collins, J.J., **18-0617, 18-0695**
 Collins, S., **16-1087, 16-1972**
 Collins, S.K., **04-0082, 14-0324**
 Collis, M.P., **18-0826**
 Collins, C.J., **19-1498**
 Collman, J.C., **18-0835**
 Collman, J.P., **03-0083, 10-1251, 10-1332, 10-1810, 10-1812, 10-1813, 10-1814, 10-1841, 10-1843, 10-1844, 13-0394, 14-0443, 15-0406, 15-1477, 15-1479, 15-2292, 15-2403, 15-2405, 19-0460**
 Collum, D.B., **05-0182, 05-0188, 05-0195, 08-0199, 08-0201, 08-0202, 08-0203, 08-0204, 08-0205, 08-0206, 08-0207, 10-0867, 12-0090, 12-0268, 12-0335, 12-0422, 13-0642, 13-0643, 16-0977, 16-1862**
 Collumeau, A., **08-0018**
 Colmegna, A., **15-1758**
 Colobert, F., **11-0295, 13-0554**
 Colombo, L., **12-0230, 16-1077**
 Colon, C., **13-0157**
 Colon, I., **13-0462**
 Colonge, J., **12-0081**
 Colonna, S., **04-0029, 04-0048, 05-0138, 10-0305, 12-0185, 15-1758, 15-1814, 19-0759, 19-0799, 19-0824**
 Colpa, J.P., **15-0515**
 Colquhoun, H.M., **10-1832, 12-0074, 15-0401**
 Colter, A.K., **05-0088**
 Colussi, A.J., **07-0073, 07-0074**
 Colvin, E.W., **12-0311, 12-0509, 16-1232, 16-1233, 16-1238**
 Comassetto, J.V., **10-0785, 12-0290, 12-0291, 15-1077, 16-0582, 19-1425**
 Combellas, C., **13-0058, 13-0089, 13-0127, 13-0343**
 Combs, A.P., **13-0209**
 Comelles, J., **15-1022**
 Comely, A.C., **15-1440**
 Comes-Franchini, M., **10-1495**
 Comesse, S., **15-1029**
 Comfort, D.R., **16-0401**
 Comins, D.L., **11-0068, 12-0330, 12-0419, 12-0534, 13-0653, 15-0583, 16-1956**
 Comisarow, M., **16-1567**
 Comisarow, M.B., **05-0083, 10-0165, 10-0166**
 Comisso, G., **04-0146, 15-0597**
 Commercon, A., **10-1529, 10-1530**
 Commerçon-Bourgain, M., **15-1062**
 Commeyras, A., **05-0077, 10-0205, 12-0599, 16-0123, 18-0108**
 Compagnon, P.L., **16-0120, 16-0196**
 Compain, P., **15-0221**
 Company, M.D., **15-1224, 15-1718**
 Conant, J.B., **10-0303**
 Conaway, R., **11-0298**
 Concellón, C., **10-1167**
 Concellón, J.M., **10-1167, 15-2346, 16-0500, 16-0501, 17-0163, 17-0167, 17-0214, 17-0398, 17-0400, 19-0906**
 Concepcion, A.B., **12-0368, 19-0965**
 Concepción, J.I., **14-0208**
 Concolino, T., **16-0154**
 Condo, A., **16-0977**
 Condon, F.E., **08-0221, 11-0023, 11-0347**
 Condon, S., **13-0342, 15-1163**
 Condon-Gueugnot, S., **15-0838, 15-2273**
 Condroski, K.R., **15-1737**
 Confalone, P.N., **13-0272, 15-1932**
 Congui, Y., **10-0592**
 Conia, J.M., **10-0540, 12-0155, 15-0961, 15-2329, 15-2350, 16-1938, 18-0159, 18-0209, 18-0553, 18-0671**
 Coniglio, S., **16-1865**
 Conlan, D.A., **18-0587**
 Conley, R.A., **15-0549, 19-1798**
 Conley, R.T., **17-0450, 17-0451, 17-0454, 18-0256, 18-0337**
 Conlon, E.H., **16-0099**
 Conlon, L.E., **10-0661**
 Connell, R., **12-0216**
 Connell, R.D., **15-1693**
 Connolly, D.J., **13-0424**
 Connolly, J.P., **15-1314**
 Connolly, J.W., **03-0159**
 Connon, S.J., **16-0770, 16-0778, 18-0781, 18-0792**
 Connor, D.S., **04-0435, 10-1240**
 Connor, J.A., **13-0269, 13-0280**
 Connor, J.K., **10-0395**
 Connor, T.M., **01-0032**
 Connors, K.A., **06-0043, 06-0052, 06-0053, 09-0016**
 Conon, S.J., **18-0800**
 Conover, W.W., **15-1804**
 Conrad, N.D., **18-0656**
 Conroy, H., **18-0659**
 Consani, K.A., **09-0096**
 Considine, W.J., **12-0591**
 Consiglio, G., **04-0149, 10-1455, 10-1511, 15-1489, 15-1491**
 Consolandi, E., **16-1118**
 Consoli, G.M.L., **03-0127, 03-0128, 04-0066**
 Consorti, C.S., **09-0110, 13-0401**
 Constabel, F., **16-2131**
 Constantieux, T., **15-1137**
 Constantinou-Kokotou, V., **16-1620**
 Conte, V., **15-1526**
 Contento, M., **15-1667, 19-0391**
 Conticello, V.P., **15-1871**
 Continetti, R.E., **08-0216**
 Contreras, R., **10-0031, 10-0032, 15-1999, 15-2099, 15-2104**
 Convers, E., **16-1654**
 Conway, B.E., **14-0415**
 Cook Jr., J.A., **10-0165, 10-0166**
 Cook, A.G., **10-1674, 10-1682, 12-0086, 14-0255, 15-2188, 16-0103, 16-0287, 16-0942, 19-0047, 19-1140**
 Cook, D., **11-0453, 17-0072**
 Cook, F., **17-0269**
 Cook, F.B., **17-0280**
 Cook, F.L., **03-0102**
 Cook, G.K., **17-0333**
 Cook, G.R., **18-0608**
 Cook, J.M., **11-0400**
 Cook, M.J., **04-0333**
 Cook, R.S., **11-0083**
 Cook, W.J., **19-0104**

- Cooke Jr., M.P., **10-1809**,
10-1816, **15-0882**, **15-1110**,
15-1117, **16-0966**, **16-1927**,
17-0015, **17-0017**, **19-1529**
- Cooke, D.W., **15-0409**, **15-0574**
- Cooke, F., **16-1241**
- Cooke, G., **13-0504**
- Cooke, G.A., **16-1563**
- Cooke, T.W., **17-0092**
- Cookson, P.G., **10-0741**
- Cookson, R.C., **02-0211**,
15-1393, **15-2116**, **17-0015**,
17-0495, **18-0204**, **18-0564**,
18-0855
- Cookson, R.F., **08-0006**
- Cooksy, A.L., **05-0306**, **14-0084**
- Cooley, J.H., **10-1186**, **10-1189**
- Cooley, N.A., **12-0276**
- Coombes, R.G., **11-0029**,
11-0083, **11-0094**, **11-0096**,
11-0204
- Coombs, R.V., **10-1653**
- Coon, C.L., **11-0139**, **19-0769**
- Cooney, B.T., **02-0372**
- Cooney, J.J.A., **13-0316**
- Cooney, J.V., **07-0080**, **16-1541**
- Cooney, M.J., **02-0353**
- Cooper, A., **18-0743**
- Cooper, A.I., **09-0101**
- Cooper, A.J.L., **16-2136**
- Cooper, C.F., **13-0693**
- Cooper, C.N., **18-0022**, **18-0102**
- Cooper, D.L., **02-0006**, **02-0014**, **02-0121**, **15-1953**,
15-1954
- Cooper, G.D., **12-0554**, **19-1570**
- Cooper, J., **14-0044**
- Cooper, J.S., **10-0418**
- Cooper, K.A., **10-0330**,
17-0034, **17-0118**, **17-0121**
- Cooper, M.A., **02-0127**
- Cooper, M.S., **15-1730**
- Cooper, N.J., **18-0597**
- Cooper, P.J., **15-0089**, **15-0653**
- Cooper, R.A., **05-0218**,
05-0221, **10-1314**, **12-0627**
- Cooper, R.M., **13-0748**
- Cooper, T.A., **10-1227**
- Coote, M.L., **01-0112**
- Cooté, S.J., **15-0778**, **16-0472**
- Cope, A.C., **04-0074**, **04-0167**,
04-0223, **04-0457**, **10-0013**,
14-0040, **14-0212**, **17-0243**,
17-0248, **17-0249**, **17-0250**,
17-0258, **17-0259**, **18-0050**,
18-0053, **18-0085**, **18-0596**,
18-0674, **19-1733**
- Copéret, C., **15-1753**
- Copley, S.D., **18-0658**
- Coppe, M., **19-0120**
- Coppola, G.M., **04-0135**,
04-0481, **10-0231**, **10-0541**,
15-0106, **15-0443**, **15-2183**,
16-2091, **17-0378**, **18-0171**,
18-0695
- Coppolino, A., **16-1065**
- Coratti, A., **18-0356**
- Corbally, R.P., **04-0234**
- Corbiau, J.L., **14-0121**
- Corbin, V.L., **15-1080**
- Corcoran, J.W., **16-1651**
- Corcoran, R.J., **19-0065**
- Cordes, E.H., **10-0520**, **10-0525**,
16-0100, **16-1445**
- Córdoba, R., **16-1429**
- Córdova, A., **16-0413**, **16-0414**,
16-0917, **16-1036**, **16-16**,
19-0506
- Corella, J.A., **19-1031**
- Corelli, F., **07-0119**
- Corey, D.E., **04-0175**
- Corey, E.J., **04-0169**, **05-0138**,
10-0227, **10-0229**, **10-0233**,
10-0559, **10-0613**, **10-0743**,
10-1104, **10-1144**, **10-1252**,
10-1253, **10-1255**, **10-1288**,
10-1334, **10-1338**, **10-1364**,
10-1369, **10-1594**, **10-1652**,
10-1693, **10-1697**, **10-1699**,
10-1701, **10-1707**, **10-1708**,
10-1842, **12-0313**, **14-0417**,
15-0486, **15-1042**, **15-1066**,
15-1071, **15-1080**, **15-1092**,
15-1118, **15-1170**, **15-1173**,
15-1342, **15-1585**, **15-1665**,
15-1684, **15-1693**, **15-1693**,
15-1696, **15-1741**, **15-1807**,
15-1826, **15-1921**, **15-2012**,
15-2058, **15-2064**, **15-2065**,
15-2158, **15-2185**, **15-2294**,
16-0224, **16-0232**, **16-0246**,
16-0248, **16-0254**, **16-0498**,
16-0706, **16-1025**, **16-1048**,
16-1051, **16-1057**, **16-1123**,
16-1143, **16-1147**, **16-1194**,
16-1228, **16-1251**, **16-1273**,
16-1285, **16-1289**, **16-1316**,
16-1316, **16-1317**, **16-1328**,
16-1328, **16-1329**, **16-1377**,
16-1378, **16-1403**, **16-1436**,
16-1452, **16-1458**, **16-1490**,
16-1652, **16-1655**, **16-2035**,
17-0239, **17-0240**, **17-0324**,
17-0338, **17-0339**, **17-0341**,
17-0342, **17-0419**, **18-0109**,
18-0450, **18-0551**, **18-0684**,
19-0080, **19-0081**, **19-0442**,
19-0577, **19-0599**, **19-0650**,
19-0659, **19-0754**, **19-0775**,
19-1031, **19-1366**, **19-1658**
- Corey, P.E., **15-1768**
- Corley, R.C., **05-0304**
- Corma, A., **16-1440**, **19-0969**
- Cormier, R.A., **19-1459**
- Cornejo, J.J., **19-0281**
- Cornélias, A., **11-0141**, **11-0142**
- Cornelisse, J., **13-0057**, **19-1219**
- Cornforth, J.W., **04-0253**,
15-1558
- Cornils, B., **10-1837**, **13-0394**,
15-1381, **15-1477**
- Cornwell, M.J., **13-0130**
- Corral, J., **19-0515**
- Correa, M., **13-0480**
- Correa, P.E., **19-0801**
- Correi, V.R., **19-1425**
- Correia, C.F., **01-0098**
- Correia, C.R.D., **13-0425**,
15-2177
- Correia, J.S., **10-1072**
- Correia, R., **10-0703**, **13-0637**
- Corrette, C.P., **15-0746**, **15-0976**
- Corrigan, J.R., **19-0081**
- Corriu, R., **11-0422**, **11-0451**,
15-0024, **15-0290**
- Corriu, R.J.P., **04-0026**, **10-1303**, **11-0029**, **12-0270**,
12-0593, **19-1099**
- Corsaro, A., **16-0049**, **16-0242**
- Corset, J., **05-0138**, **15-1001**
- Corsi, M., **17-0449**, **19-0307**
- Corson, F.P., **10-0262**
- Cortés, D.A., **02-0234**, **19-0109**
- Cortez, C.N., **15-0544**
- Cortez, G.S., **16-2075**
- Cory, R.M., **15-2210**
- Coryn, M., **16-1469**
- Cosa, J.J., **11-0594**
- Cosgrove Jr., W.R., **03-0159**
- Coşkun, N., **16-0334**
- Cosmo, R., **04-0510**
- Cosp, A., **18-0363**, **16-1015**
- Cossar, J., **08-0054**, **08-0057**,
12-0672, **12-0676**, **16-0993**
- Cossé-Barbi, A., **04-0295**
- Cossey, K.N., **16-1707**
- Cossio, F.P., **16-0832**, **10-1141**,
15-1944, **15-1947**, **15-1947**,
15-2055, **15-2109**
- Cossu, S., **15-0324**
- Cossy, J., **05-0299**, **10-0562**,
10-0925, **10-0960**, **12-0249**,
13-0323, **13-0586**, **15-0318**,
15-0633, **15-0638**, **15-0664**,
15-0965, **15-0971**, **15-2238**,
16-0009, **16-0646**, **16-0747**,
16-1475, **16-1492**, **16-1655**,
16-1806, **16-1961**, **18-0318**,
18-0781, **18-0786**, **18-0812**,
19-0014, **19-0265**, **19-1042**

- Costa, A., **13-0021, 16-1686, 18-0308**
 Costa, A.L., **16-0750**
 Costa, A.M., **15-0302, 19-1272**
 Costa, I.M., **16-0293**
 Costa, M., **12-0734**
 Costa, P.R.R., **16-1120**
 Costain, C.C., **01-0071**
 Costanza, A., **10-0148**
 Costas, M., **15-1666**
 Coste, J., **10-0179**
 Costello, A.M., **16-1869**
 Costentin, C., **05-0303, 13-0052**
 Costero, A.M., **13-0046, 16-1289**
 Costisella, B., **16-1002, 19-1771**
 Costopanagiotis, A., **16-1579**
 Cosyns, J., **15-0424**
 Cota, D.J., **16-2053**
 Cote, P.N., **18-0056**
 Cotellet, P., **10-0555, 18-0382**
 Cott, P., **15-1905**
 Cottard, F., **05-0301**
 Cotterrell, G., **15-1080**
 Cottier, L., **10-1100**
 Cotton, F.A., **01-0008, 03-0084, 04-0377**
 Cottrell, C.E., **02-0241, 04-0193, 05-0171, 18-0621**
 Cottrell, F.D., **04-0436**
 Couderet, G., **19-1627**
 Coudert, G., **10-0911**
 Couffignal, R., **16-2015**
 Coughlan, N., **15-1529**
 Coulson, C.A., **02-0004, 02-0007, 02-0008, 02-0026, 02-0033, 02-0115, 04-0419**
 Coulson, J., **11-0589**
 Coulston, K.J., **18-0519, 18-0520**
 Coulter, J.M., **19-1526**
 Coumbarides, G., **12-0108**
 Councler, C., **12-0461, 12-0462**
 Courgeon, T., **12-0518**
 Courmarcel, J., **19-1045**
 Court, J., **14-0105, 19-1037**
 Court, J.J., **16-1967**
 Courtieu, J., **19-0699**
 Courtneidge, J.L., **05-0300, 05-0318, 13-0658**
 Courtney, J.L., **19-0010**
 Courtois, G., **12-0033**
 Cousins, K.R., **18-0692**
 Cousins, R.P.C., **12-0108**
 Cousseau, J., **15-0174**
 Coussement, F., **15-0024, 16-0346, 16-1464, 16-1467, 16-1469, 16-1470**
 Couto, A., **08-0125, 08-0131**
 Coutts, I.G.C., **12-0362, 18-0272**
 Couture, A., **16-1321**
 Couture, C., **13-0269**
 Couture, P., **05-0384**
 Couture, Y., **15-1611**
 Couturier, D., **13-0735, 18-0382**
 Couturier, M., **15-0497**
 Couty, F., **10-1493, 16-0486**
 Couve-Bonnaire, S., **13-0626, 13-0627**
 Couvillon, T.M., **18-0085**
 Covell, J., **18-0855**
 Coverdale, A.K., **10-0424**
 Covey, W.D., **11-0028**
 Cowan, D., **12-0575**
 Cowan, D.O., **07-0005**
 Cowan, P.J., **16-2006**
 Cowdrey, W.A., **10-0003, 16-1562**
 Cowell, G.W., **17-0496**
 Cowen, K.A., **16-0361**
 Cowley, A.H., **01-0009**
 Cox, B.G., **06-0064**
 Cox, D., **05-0020**
 Cox, D.P., **15-2312, 18-0126**
 Cox, E.D., **11-0400**
 Cox, G.R., **15-1080**
 Cox, G.S., **07-0039**
 Cox, J.D., **01-0093, 01-0094, 01-0099**
 Cox, J.L., **14-0260**
 Cox, J.M., **18-0816**
 Cox, R.A., **08-0038, 08-0116, 08-0119, 08-0129, 16-1059, 18-0739, 18-0881, 18-0886, 18-0887, 18-0889**
 Cox, R.H., **10-1317**
 Cox, P.J., **10-1639**
 Coxon, J.M., **07-0001, 08-0071, 15-0123, 15-0134, 15-0138, 15-2232, 16-0495, 16-0645, 17-0035**
 Coyle, J.D., **07-0001, 07-0013, 07-0041, 07-0044, 15-2235, 16-2083**
 Coyle, J.J., **05-0379**
 Coyne, E.J., **16-1271**
 Cozens, F.L., **05-0011**
 Cozzi, F., **04-0047, 05-0138, 15-1697, 16-1118**
 Cozzi, P., **16-1032**
 Cozzi, P.G., **15-0425, 16-1118, 16-1434**
 Crabb, T.A., **04-0354**
 Crabbé, P., **04-0268, 10-1429, 10-1434, 16-0580, 16-0580**
 Crabtree, R.H., **02-0042, 14-0296, 14-0297, 15-0418, 15-0462, 15-0847, 17-0301, 18-0834, 19-0061, 19-0970**
 Craft, J., **02-0364**
 Cragg, G.M.L., **10-1749, 15-0636, 15-0646, 18-0420, 19-0882, 19-0889, 19-0896, 19-0992**
 Craig, D., **15-1980, 15-2083, 16-1236, 16-1239**
 Craig, D.P., **04-0007**
 Craig, J.C., **18-0195, 19-0674, 19-1128, 19-1131**
 Craig, N.C., **15-0488**
 Craig, R.A., **04-0412**
 Craig, S.L., **10-0413, 15-0167**
 Crain, D.L., **18-0825**
 Cram, D.G., **17-0099**
 Cram, D.J., **02-0061, 02-0212, 03-0101, 03-0117, 03-0121, 03-0142, 03-0154, 03-0171, 03-0172, 04-0137, 04-0163, 04-0164, 04-0177, 05-0099, 05-0135, 05-0137, 05-0138, 08-0013, 08-0047, 08-0062, 08-0074, 10-0006, 10-0127, 10-0153, 10-0155, 10-0156, 10-0161, 10-1307, 12-0028, 12-0029, 12-0030, 12-0031, 12-0057, 12-0063, 12-0064, 12-0682, 15-0437, 16-0490, 16-2141, 17-0081, 17-0099, 17-0261, 18-0012, 18-0028, 18-0031, 18-0035, 18-0094, 18-0258, 18-0258, 19-1432, 19-1616, 19-1734, 19-1735**
 Cram, J.M., **02-0061, 03-0101, 04-0177, 10-0006, 12-0029**
 Cramer III, R.D., **04-0398**
 Cramer, C.J., **04-0367, 05-0410, 10-0337**
 Cramer, J., **19-0436**
 Cramer, P., **15-0222**
 Cramer, R., **12-0075, 15-0794**
 Cramer, Y., **15-0598**
 Cramp, S.M., **16-1312**
 Crampton, M.R., **03-0049, 08-0043, 13-0009, 13-0019**
 Crandall, J.K., **02-0204, 10-1842, 15-1804, 15-1805, 17-0206, 18-0205, 19-1321**
 Crane, L.J., **04-0150, 04-0171**
 Crank, G., **14-0260**
 Crans, D.C., **04-0208**
 Cravero, R.M., **02-0404**
 Craw, J.S., **18-0667**
 Crawford, J.T., **11-0363, 19-0206**
 Crawford, K.R., **13-0233**
 Crawford, M., **16-1211**
 Crawford, R.J., **10-0122**

- Crawford, T.D., **02-0252**
 Crawley, M.L., **10-1446**
 Craze, G., **10-0533, 16-1936**
 Creary, X., **05-0245, 05-0338, 05-0353, 10-0038, 10-0148, 10-0178, 10-0296, 10-0297, 10-0299, 10-0306, 10-0436, 13-0141, 13-0597, 14-0089**
 Credi, A., **03-0184**
 Creed, D., **15-2252**
 Creedon, S.M., **17-0478**
 Creese, M.W., **17-0125**
 Cregar, P.L., **10-1690, 10-1692**
 Cregge, R.J., **10-1614**
 Crelier, A.M., **10-0262**
 Cremer, D., **02-0207, 04-0395, 04-0402, 04-0416, 04-0420, 16-1022**
 Cremers, J.G.O., **16-0687**
 Cresp, T.M., **02-0093, 02-0298**
 Crespo, R., **02-0185**
 Creswell, C.J., **03-0067**
 Crettaz, R., **10-1847**
 Cretton, A., **02-0402**
 Crévisy, C., **19-0120**
 Crews, A.D., **13-0157**
 Crews, P.O., **02-0163**
 Crich, D., **10-0894, 12-0655, 15-1241, 15-1249, 15-1284, 17-0293, 18-0059, 18-0061, 19-0177, 19-0436, 19-1413**
 Cridland, A., **17-0211**
 Criegee, R., **15-1656, 15-2255, 18-0372, 18-0471, 18-0472, 18-0494, 19-0325, 19-0326, 19-0359, 19-0361, 19-0372**
 Crimmin, M.J., **18-0761**
 Crimmins, M.T., **15-2241, 16-0567, 16-1146, 16-1143**
 Crimmins, T.F., **10-1605, 18-0120**
 Cripe, T.A., **05-0378**
 Cripe, T.H., **05-0246**
 Crisp, C.T., **18-0826**
 Crisp, G.T., **12-0256, 13-0418**
 Crispino, G.A., **15-1658, 15-1693, 15-1693, 15-1704**
 Crist, D.R., **11-0274**
 Cristau, H.J., **10-0789, 13-0578**
 Cristol, S.J., **10-0066, 10-1089, 14-0428, 15-0115, 15-0136, 15-2242, 17-0011, 17-0016, 17-0395, 18-0066**
 Crivello, J.V., **15-0148**
 Croatt, M.P., **15-1421**
 Crocker, M.J., **07-0069**
 Croft, A.P., **03-0174, 17-0031**
 Croizy, J.F., **15-0797**
 Crombie, L., **16-1246**
 Cromer, F., **02-0364**
 Cromer, R.A., **18-0676**
 Cromwell, N.H., **04-0422**
 Cron S., **19-1509**
 Cronin, M.F., **06-0045**
 Crookes, M.J., **12-0198**
 Crooks III, W.J., **19-1360**
 Crooks, J.E., **08-0096**
 Crosby, D., **19-1533**
 Crosby, J., **04-0134**
 Crosignani, S., **10-1105, 16-1642, 16-1643, 16-1786**
 Cross, G.A., **10-1304**
 Cross, M.J., **15-0249**
 Cross, R.J., **02-0365, 15-2070**
 Cross, R.M., **17-0234**
 Cross, R.T., **19-0438**
 Crossland, I., **16-0532**
 Crossland, R.K., **10-0382**
 Crotti, C., **12-0748**
 Crotti, P., **10-0663, 10-0814, 10-0953, 10-0954, 10-1150, 10-1564**
 Crounse, N.N., **11-0479**
 Crouse, B., **16-0901**
 Crouse, G.D., **15-1997**
 Crousse, B., **10-0929, 15-1770, 16-0863**
 Crout, D.H.G., **11-0083**
 Crowe, D.F., **17-0418**
 Crowe, W.E., **18-0759, 19-1133**
 Crowley, H.K., **17-0478**
 Crowley, J.I., **16-1817, 16-1823, 16-2024**
 Crowley, K.J., **15-2235, 18-0471**
 Crowley, P.B., **16-1271**
 Crowley, P.J., **01-0087**
 Crozet, M.P., **10-1227**
 Crozier, R.F., **15-1932**
 Crudden, C.M., **15-1773, 15-0421, 15-1394**
 Crudden, C.M., **15-1672**
 Cruickshank, D.W.J., **02-0122**
 Crum, L.A., **07-0075, 07-0069**
 Crumbliss, A.L., **12-0621**
 Crumine, D.S., **18-0862**
 Crump, R.A.N.C., **04-0079**
 Crumrine, D.S., **16-0999**
 Cruse, R.W., **14-0200**
 Cruse, R.W., **14-0200**
 Crutchfield, M.M., **19-0255**
 Cruz, G., **15-0652**
 Cruz, R., **04-0333**
 Cruz, R.P.A., **11-0437, 11-0438**
 Cruz, S.G., **16-1348**
 Cruz-Almanza, R., **15-1244, 18-0232**
 Cryberg, R.L., **05-0412**
 Csáky, A.G., **16-1429, 18-0781**
 Cserr, R., **12-0457**
 Csizmadia, I.G., **02-0089, 04-0047, 04-0285, 05-0119, 05-0121, 10-0771, 12-0087, 15-0021, 16-1402, 18-0226**
 Csjernyik, G., **19-0221**
 Cshui, E., **19-0612, 19-0613, 19-0614**
 Csuk, R., **15-0520, 16-0813, 19-1645**
 Cuadro, A.M., **12-0271, 13-0544**
 Cabbage, J.W., **17-0284**
 Cubero, E., **03-0075, 03-0076, 03-0079**
 Cuerva, J.M., **15-1233, 19-0355**
 Cuervo, H., **16-0501**
 Cueto, O., **12-0435**
 Cuevas, G., **04-0359, 04-0364, 04-0372**
 Cui, C., **11-0557**
 Cui, D.-M., **11-0418, 11-0442, 15-1135**
 Cui, M., **15-1826**
 Cui, P., **16-0150**
 Cui, W., **13-0180, 16-1713, 19-1660**
 Cui, X., **10-0768, 10-1199, 10-1453, 10-1454, 15-0425, 15-0519, 15-0575, 15-2127, 16-0865, 16-1037**
 Cui, Y., **15-1904, 19-0174**
 Culkin, D.A., **13-0583**
 Cullen, E., **13-0758**
 Cullen, W.R., **02-0241**
 Cullis, C.F., **19-0069**
 Cullis, P.M., **04-0031, 18-0370**
 Culmann, J., **12-0049**
 Culvenor, C.J., **17-0225**
 Cummerson, D.A., **15-1730**
 Cummings, D.L., **03-0067**
 Cummings, T.F., **16-0400**
 Cummins, J.M., **12-0382**
 Cundall, R.B., **15-2239, 16-0119**
 Cundari, T.R., **08-0219**
 Cunico, R.F., **12-0069, 16-0477, 16-1995**
 Cunningham Jr., A.F., **04-0443**
 Cunningham, A., **16-0632**
 Cunningham, I.D., **15-0981, 16-2126**
 Cunningham, I.M., **12-0034**
 Cunningham, M., **18-0338**
 Cunsolo, F., **03-0128, 04-0066, 04-0162**
 Cunsolo, G., **15-1136**
 Cuny, G.D., **15-1482**
 Cuong, N.K., **19-0279**
 Cupone, G., **10-1123**
 Cuppen, T.J.H.M., **18-0515**

- Curci, R., **15-1743, 15-1766, 15-1766, 15-1768, 15-2164, 19-0010, 19-0255, 19-0301, 19-0514, 19-0615, 19-0760, 19-0834, 19-0235**
 Curerva, J.M., **16-0646**
 Curillon, C., **10-1277**
 Curini, M., **10-0563, 10-0925, 12-0723, 15-1365, 15-1625, 16-0149, 16-1842, 19-0668, 19-1726**
 Curl, R.F., **02-0355**
 Curphey, T.J., **10-0380, 10-1685, 15-1785, 16-0215, 16-1675**
 Curran, A.C.W., **15-1046**
 Curran, D.P., **10-0095, 10-0703, 10-0704, 10-0975, 10-1209, 12-0263, 12-0264, 12-0276, 14-0001, 14-0035, 14-0100, 15-0065, 15-0078, 15-1197, 15-1201, 15-1218, 15-1245, 16-2161, 19-1333, 19-1686**
 Curran, E.L., **10-0114**
 Currie Jr., J.O., **16-0233, 18-0395**
 Curriev Jr., Y.O., **10-1693**
 Curry, M.J., **10-0659**
 Curti, R., **16-1865**
 Curtin, D.Y., **04-0182, 04-0187, 05-0135, 17-0127, 18-0056**
 Curtis, E.A., **16-0966**
 Curtis, M.D., **15-1116**
 Curtis, R.F., **14-0316**
 Curtis, V.A., **10-0384, 10-0385, 10-0724**
 Curtiss, L.A., **01-0052, 03-0007**
 Cusack, K.P., **16-2172**
 Cusack, N.J., **19-1436**
 Cushnyr, B., **19-0529**
 Cussans, N.J., **10-0558**
 Cuvigny, T., **10-1656, 12-0693, 16-2152, 17-0448, 19-0478**
 Cuyekeng, M.A., **04-0508**
 Cuzens, j.R., **19-1172**
 Cvetanović, R.J., **05-0333, 15-2236, 15-2247, 15-2247, 19-0357**
 Cvetković, M., **19-0064**
 Cybulski, M., **19-1553**
 Cynkowski, T., **02-0352**
 Cyr, C.R., **12-0076**
 Cyr, D.R., **10-1542**
 Cyr, J.S., **16-1021**
 Cyranski, M.K., **02-0068, 02-0092, 02-0188, 02-0092**
 Cyrański, M.K., **02-0137**
 Cyvin, B.N., **02-0120, 02-0272**
 Cyvin, S.J., **02-0119, 02-0120, 02-0272**
 Cywin, C.L., **16-1048**
 Cywinski, N.F., **15-1358**
 Czaja, R.F., **15-0054, 15-0126**
 Czarnik, A.W., **16-1702, 16-1823**
 Czarnocki, Z., **02-0092**
 Czech, B.P., **03-0107, 10-0470**
 Czekay, G., **19-0064**
 Czekelius, C., **15-0591**
 Czernecki, S., **10-0229, 12-0605, 19-0081**
 Czira, G., **17-0209**
 Czopp, M., **16-0950**
 Czuba, L.J., **12-0328**
 Czugler, M., **03-0156, 15-1001**
 D'Accolti, L., **19-0235, 19-0301, 19-0514, 19-0615**
 D'Achille, R., **10-1172**
 D'Agostino, J., **07-0054**
 D'Alessandro, F., **16-1865**
 D'Alliessi, D.G., **15-2065**
 D'Ambrosi, A., **15-1822**
 d'Angelo, J., **10-1647, 10-1662, 12-1013, 15-1044, 15-1045, 15-1301, 15-2234, 16-1120**
 D'Annibale, A., **14-0071, 15-0899, 15-1258, 15-1855, 15-1922, 15-1924**
 D'anniballe, G., **16-1865**
 D'Ascoli, R., **19-0732**
 D'Auria, M., **11-0285, 15-1558, 19-0080, 19-0732, 19-0735**
 D'az-Ortis, A., **07-0121**
 D'Elia, V., **16-1865**
 D'Ettole, A., **16-1929**
 d'Incan, E., **10-0217**
 D'Rozario, P., **16-2143**
 D'Silva, R.M., **17-0139**
 D'Souza, M.J., **10-0154**
 D'Souza, V.T., **15-1852**
 D'Souza, C.J.E., **04-0313**
 D'yachenko, A.I., **05-0370, 13-0037**
 D'yakonov, I.A., **02-0196, 02-0205, 18-0634**
 da Costa, J.C.S., **19-1088**
 da Costa, R.C., **19-1221**
 da Rocha, S.R.P., **09-0097**
 da Rosa, R.G., **13-0481**
 da Silva, F.C., **16-0831**
 da Silva, M.F., **19-1221**
 da silva, F.M., **15-0997**
 Da, C. **16-0687**
 Da, C.-s., **16-0549, 16-0687**
 Daasbjerg, K., **08-0072, 10-0091**
 Daasvatn, K., **03-0106**
 Dabbagh, G., **10-1319, 10-1357, 12-0560, 16-0848**
 Dabdoub, M.J., **15-0313, 15-1551, 16-0583**
 Dabdoub, V.B., **15-1551, 16-0583**
 Dabin, G., **10-0700**
 Dabkowska, I., **08-0087**
 Dabora, S.L., **15-0409, 15-2022**
 Dadali, V.A., **16-2170**
 Dadjour, D.F., **12-0040**
 Daeuble, J.F., **15-2032**
 Dafaye, J., **17-0335**
 Dafforn, G.A., **10-0283, 10-0420**
 Dagani, D., **15-2269**
 Dagani, R., **07-0112**
 Dagonneau, M., **16-0528**
 Dahan, A., **15-1433**
 Dahiya, R., **16-0271, 16-0375, 19-0089, 19-0207, 19-1112**
 Dahl, A.R., **15-0136**
 Dahl, M., **12-0419**
 Dahlberg, D.B., **17-0056**
 Dahlen, A., **10-1123, 15-0478, 15-0924, 19-0985, 19-1704**
 Dahlgren Jr., G., **03-0067**
 Dahlgren, L., **06-0074**
 Dahlman, O., **19-1332**
 Dahmen, A., **18-0497**
 Dahmen, S., **10-0753, 10-1488, 16-0549**
 Dahn, H., **10-0519, 18-0126**
 Dai, C., **13-0435, 13-0480**
 Dai, G., **15-0919, 15-2396**
 Dai, H., **10-1453**
 Dai, H.-F., **16-0342, 18-0798**
 Dai, J., **13-0491, 19-1024**
 Dai, L., **15-0657, 16-0991**
 Dai, L., **19-1090**
 Dai, L.-X., **10-0674, 10-0675, 10-0924, 10-1173, 10-1468, 10-1571, 16-0851, 16-0871, 16-0911, 16-1326**
 Dai, M., **13-0365, 15-1405**
 Dai, P., **19-1423**
 Dai, R., **16-1768**
 Dai, S., **15-2219**
 Dai, W.-M., **16-1258**
 Dai, Z., **19-0823**
 Daibuzono, K., **15-1238**
 Daignault, R.A., **19-1475**
 Daikai, K., **15-1300**
 Daikawa, N., **16-0661**
 Dailey, B.P., **01-0057, 02-0127, 02-0228**
 Dailey, W.P., **04-0428, 04-0431, 05-0365**
 Daily, J.W., **07-0066**
 Dainty, R.F., **11-0548**
 Dairokuno, T., **10-0154**
 Dais, P., **09-0052**

- Dakamin, M.G., **11-0566**
 Dakarapu, R., **11-0438**
 Dake, G.R., **15-0396, 15-0822, 18-0134**
 Dakin, L.A., **10-0564**
 Dakka, G., **10-1073**
 Dakka, J., **10-0699**
 Dakternieks, D., **12-0614**
 Dal Pozzo, R., **15-1170**
 Dalcanale, E., **19-0699**
 Dale, J., **01-0007, 03-0106, 03-0107, 04-0261, 04-0350, 04-0387, 04-0392, 04-0502, 16-0540**
 Dale, J.A., **04-0105, 04-0206**
 Dale, J.W., **15-2426**
 Dalessandro, J., **19-1295**
 Dalgaard, L., **16-1252**
 Dalili, S., **13-0208, 15-0021**
 Dalko, P.I., **15-0638, 15-0664, 19-1042**
 Dall'Acqua, F., **09-0104**
 Dalla Croce, P., **10-0992**
 Dallavalle, S., **19-0824**
 Dallemmer, F., **16-2002**
 Dalley, N.K., **04-0163, 04-0177**
 Dallinger, D., **07-0121**
 Dalman, G.W., **13-0091**
 Dalmolen, J., **16-0864**
 Dalpozzo, R., **10-0545, 10-1123, 15-0875, 15-1167, 16-1618**
 Dalrymple D.L., **18-0654**
 Dalton, A.M., **12-0373**
 Dalton, D.M., **19-1055**
 Dalton, D.R., **15-0016, 15-1562**
 Dalton, D.R., **15-1562**
 Dalton, J.C., **07-0025, 07-0044, 07-0046, 15-2235**
 Dalvi, P.V., **15-2018**
 Daly, A.M., **15-1773, 15-1835**
 Daly, W.H., **16-0289**
 Dalzell, H.C., **14-0378**
 Damavandi, J.A., **19-0034**
 Damayanthi, Y., **19-1268**
 Dämbkes, G., **16-1498**
 Dambrin, V., **10-1688**
 Damiano, J., **07-0080**
 Damin, B., **15-1566**
 Damm, L., **12-0035**
 Damm, W., **05-0242, 14-0057, 14-0092, 15-0066**
 Dammel, R., **16-0263**
 Damodharan, L., **03-0003**
 Damrauer, R., **05-0106, 05-0380, 08-0079**
 Dams, R., **19-1714, 19-1718, 19-1727**
 Dan'kov, Yu.V., **15-0010**
 Danca, D.M., **15-1272**
 Dance, I., **03-0209**
 Dance, I.G., **03-0155**
 Danda, H., **16-1025**
 Danda, Y., **13-0450**
 Dandapani, S., **10-0703, 10-0704**
 Danehy, J.P., **19-1639**
 Danen, W.C., **05-0279, 10-0089, 14-0048, 14-0099, 15-1610**
 Daney, M., **10-1794**
 Danforth, R.H., **13-0099**
 Dang, H.-S., **15-0754, 15-1353, 15-1367**
 Dangat, V.T., **11-0273**
 Danheiser, R.L., **10-1232, 12-0220, 12-0373, 12-0525, 15-2036, 18-0488, 18-0585, 18-0586, 19-1658, 15-2125**
 Danhui, Y., **16-0840**
 Daniel, C., **15-0463**
 Daniel, H., **17-0254**
 Daniel, K.L., **12-0370**
 Daniel, T., **11-0231, 11-0234, 11-0237, 11-0426**
 Danieli, B., **16-0687**
 Danielmeier, K., **14-0415**
 Daniels, R., **15-0080**
 Daniewski, A.R., **10-0395**
 Danikiewicz, W., **13-0672**
 Danilova, N.A., **14-0383**
 Danilova, T.I., **16-0687**
 Danion, D., **13-0352**
 Danion-Bougout, R., **13-0352**
 Danishefsky, S., **15-0144, 15-2003, 15-2045, 15-2126**
 Danishefsky, S.J., **19-0756**
 Danjo, H., **15-1335**
 Danks, T.N., **15-0619, 16-0282**
 Dankwardt, J.W., **13-0312**
 Dannenberg, J.J., **05-0240, 10-0209, 14-0007, 18-0083**
 Danno, S., **13-0420**
 Danova, B.V., **16-0198**
 Danovich, D., **05-0263**
 Dantale, S.W., **16-1679, 19-0703**
 Dao, L.H., **10-0301**
 Daplozzo, R., **19-0997**
 Dapurkar, S.E., **19-1074**
 Darba, P., **04-0514, 10-0276**
 Darbre, T., **16-1036**
 Darby, A.C., **11-0307**
 Darby, N., **02-0248, 18-0487**
 Darcel, C., **19-0789**
 Darchen, A., **12-0716**
 Darcy, M.G., **19-0751**
 Dardis, R.E., **16-0405**
 Dardoize, F., **10-1689**
 Dargel, T.K., **15-2335**
 Darling, S.D., **17-0391**
 Darowska, M., **08-0087**
 Darrin, M., **19-0620**
 Darses, S., **10-1424, 12-0334, 13-0727, 13-0728, 13-0729, 15-1132**
 Darville, K., **19-0939**
 Darwish, D., **17-0069**
 Das Gupta, T.K., **15-1927**
 Das, A., **10-0812, 17-0212, 17-0374**
 Das, A.R., **16-0578, 19-0895, 19-0944**
 Das, B., **15-0565, 15-1141, 16-0322, 16-0333, 16-1526, 16-1527, 16-1532, 16-1638, 16-1647, 16-1700, 17-0442**
 Das, B.C., **15-1123**
 Das, D., **16-1951**
 Das, G., **16-1010**
 Das, J., **15-1023, 15-1684, 16-1043, 19-0731**
 Das, J.P., **14-0285, 14-0426**
 Das, K.K., **16-1768**
 Das, N.B., **10-1013**
 Das, P., **13-0489, 15-0618**
 Das, P.J., **19-0697**
 Das, S., **15-1123, 15-1295, 16-1055, 16-1741, 19-0652, 19-0681**
 Das, U., **10-0929**
 Dasent, W.E., **15-0083**
 Dasgupta, S.K., **13-0387**
 Daşkapan, T., **13-0188**
 Daskapan, T., **15-0878**
 Datar, R., **16-0860**
 Date, S.K., **18-0212**
 Datta Gupta, A., **15-2297, 19-0535**
 Datta, A.P., **11-0459**
 Datta, D., **09-0074**
 Datta, I., **12-0215**
 Datta, M., **16-0241**
 Daub, G.H., **16-1139**
 Daub, G.W., **18-0676**
 Daub, J., **18-0643**
 Dauban, P., **15-1903, 15-1904**
 Dauben Jr., H.J., **02-0100, 02-0155, 02-0173, 14-0178, 14-0181, 19-0446**
 Dauben, P., **15-1902**
 Dauben, W.G., **04-0422, 04-0443, 05-0322, 07-0039, 10-0202, 15-0988, 15-2242, 16-0148, 16-1281, 17-0271, 18-0463, 18-0464, 18-0467, 18-0485, 18-0486, 18-0535, 18-0537, 18-0842, 18-0, 18-0856**
 Daunis, J., **11-0464**
 Dauphin, G., **15-1578**

- Daus, K.A., 15-0167
 Dauvergne, J., 15-1435
 Davankov, V.A., 04-0173
 Dave, B., 13-0170
 Dave, H.R., 16-1770
 Dave, P.R., 15-2068, 16-1768
 Dave, V., 15-2264, 18-0241
 Davenport, D., 04-0282
 Daverio, P., 19-1036
 Daves Jr., G.D., 13-0372, 13-0374
 Davey, P.N., 15-0974, 15-0986
 Daviaud, G., 15-1086
 Davico, G.E., 02-0024
 David, D.E., 05-0269
 David, M., 15-1029
 Davidov, P., 19-0362
 Davidovich, Yu.A., 10-0522, 16-1816
 Davids, K.L., 04-0393
 Davidson, D., 16-1869
 Davidson, E.R., 02-0216, 05-0121, 05-0285, 05-0288, 05-0332 18-0627
 Davidson, E.W., 15-0548
 Davidson, F., 12-0365
 Davidson, M., 16-1470, 16-1464, 16-1467, 16-1469
 Davidson, M.H., 15-0246
 Davidson, M.M., 18-0709
 Davidson, N., 05-0273
 Davidson, R.B., 04-0163, 04-0298, 04-0419
 Davidson, R.S., 12-0658, 14-0062, 15-2253
 Davidson, W.R., 08-0191
 Davidsson, Ö., 08-0208, 16-0490, 16-0979, 03-0057
 Davie, C.P., 12-0373
 Davies, 04-0164
 Davies, A.G., 04-0358, 04-0375, 05-0209, 05-0316, 05-0318, 10-0688, 10-0741, 11-0077, 12-0436, 12-0436, 12-0447, 13-0658, 14-0244, 15-0975
 Davies, A.P., 10-1089, 12-0654
 Davies, D.G., 12-0681
 Davies, D.I., 10-1320, 14-0001, 14-0010, 14-0012, 14-0106, 14-0108, 15-1232, 15-1584, 19-0434, 19-0438
 Davies, D.T., 15-1929
 Davies, H.M., 12-0359, 15-2303
 Davies, H.M.L., 12-0218, 12-0359, 12-0360, 12-0361, 12-0371, 15-2296, 15-2297, 15-2298, 15-2302, 15-2303, 15-2432, 16-1390
 Davies, I.W., 09-0105, 13-0385, 15-0364, 15-0755, 19-1148
 Davies, J.A., 10-1841, 15-1375, 15-1477
 Davies, J.E., 03-0101, 03-0105, 03-0119, 03-0141 03-0155, 03-0157, 03-0162, 03-0164, 03-0166, 03-0167, 03-0174, 03-0175, 03-0177
 Davies, J.E.D., 03-0210
 Davies, J.W., 18-0344
 Davies, M., 15-0268
 Davies, M.H., 08-0141
 Davies, M.W., 15-2411
 Davies, N.R., 12-0074
 Davies, R.V., 16-0434, 16-1954
 Davies, S.G., 02-0044, 10-1511, 10-1640, 19-1515, 19-1625
 Davies, T.M., 10-0285
 Davies, W., 17-0225
 Davis Jr., J.C., 03-0040
 Davis Jr., J.H., 16-1069, 16-1170
 Davis, A.B., 13-0019
 Davis, A.P., 16-0746
 Davis, B.A., 16-0367
 Davis, B.H., 17-0158
 Davis, B.R., 19-1427, 19-1436
 Davis, C.B., 16-1870
 Davis, D.D., 04-0127, 04-0146, 12-0007, 12-0012, 15-0597
 Davis, F.A., 04-0028, 12-0130, 12-0138, 12-0440, 16-0853, 19-0480, 19-0498, 19-0500, 19-0501, 19-0736, 19-0823, 19-0827, 19-0830
 Davis, G.A., 16-2084
 Davis, G.T., 16-1845, 16-1846, 16-1850, 17-0069
 Davis, H.A., 19-1390
 Davis, J.H., 18-0650
 Davis, M., 04-0317
 Davis, M.E., 15-1478
 Davis, P., 04-0197
 Davis, P.D., 10-1824
 Davis, R., 10-1798
 Davis, R., 15-1641
 Davis, R.C., 19-0662
 Davis, R.E., 17-0221
 Davis, R.F., 18-0638
 Davis, R.M., 15-0016
 Davis, S., 14-0146, 19-0109
 Davis, T.A., 19-0989
 Davis, T.C., 15-2063
 Davis, T.J., 16-0646
 Davis, T.P., 16-0213
 Davis, V.C., 15-1932
 Davis, W.M., 18-0836
 Davister, M., 11-0348
 Davoli, P., 16-2122
 Davoust, D., 17-0315
 Davy, H., 16-0227
 Dawes, H.M., 03-0028
 Dawes, K., 07-0044
 Dawson, B.T., 12-0601, 16-1899
 Dawson, I.M., 11-0544, 11-0552
 Dawson, L.R., 08-0231
 Dawson, M.I., 10-1289
 Day, A., 03-0210
 Day, A.C., 15-2105, 16-0300, 16-2074
 Day, A.I., 03-0209
 Day, A.R., 19-0977
 Day, J.C., 14-0185, 14-0188
 Dayagi, S., 16-0266, 19-0280
 Daynard, T.S., 19-1729
 Dayrit, F.M., 15-1150, 15-1151
 Dayton, D.C., 05-0269
 De Angelis, F., 10-0901, 10-0916
 De Bakker, C., 16-1918
 De Bernardinis, S., 19-1374
 De Boer, C.D., 18-0628
 De Boos, G.A., 19-0996
 De Borggrave, W., 07-0121
 De Cock, C., 15-2182, 15-2222
 De Felippis, J., 04-0469
 De Giovanni, W.F., 19-0579
 De Jong, F., 03-0101
 De Kimpe, N., 10-0293, 10-0873, 10-1233, 12-0110, 15-2261, 16-1224, 16-1354, 19-0041, 19-1328
 De Lombart, S., 16-0486
 De Luca, L., 10-1091
 De Lucchi, O., 15-1998, 17-0502, 18-0853, 19-0443, 19-1778
 De Lue, N.R., 12-0487, 12-0488, 12-0489
 De Maria, P., 10-0264, 12-0083
 De Meese, J., 16-1390
 De Meio, G.V., 13-0264
 De Micheli, C., 15-1932, 15-1943
 De Mico, A., 15-1558
 De Munary, S., 10-1179
 De Nino, A., 10-0545, 10-1123, 15-0875, 16-1618
 De Poorter, B., 19-0456
 De Rose, V.T., 15-1741
 De Santis, A., 08-0129
 De Shazo, M., 11-0041
 De Tar, D.F., 06-0010, 09-0066, 14-0033, 14-0105, 16-0015
 De Valois, P.J., 11-0636
 de Alaniz, J.R., 15-1370, 19-0704

- de Armas, J., 15-0864, 15-0868
 de Boer, H.J.R., 02-0063, 12-0613
 de Boer, T.J., 10-0317, 13-0074, 16-0043, 17-0497, 19-1755
 de Bruin, T.J.M., 15-1418, 15-1453
 de Cremiers, V.A., 13-0504
 de Diego, C., 19-1350
 de Dios, A., 10-1246
 de Echagüen, C.O., 15-2100
 de Faria, A.R., 15-2177
 de Fays, L., 08-0189, 15-2004
 de Filippis, A., 13-0323, 13-0586
 de França, K.W.R., 13-0304
 de Frutos, Ó., 13-0378, 15-2392
 de Groot, A., 17-0296
 de Gunst, G.P.
 de Haan, J.W., 10-0152, 18-0566
 de Heer, M.I., 01-0104
 de Jeso, B., 02-0421
 de Jonge, A.P., 16-1650
 de Jonge, C.R.J., 19-0010
 de Julien de Zélicourt, Y., 02-0294
 de K. Haynes, A.K., 19-1171
 de Kanter, F.J.J., 02-0062
 de Klein, W.J., 15-1356
 de Koning, A.J., 11-0655
 de Koning, C.D., 18-0786
 de la Cruz, P., 07-0112, 16-1174, 18-0322
 de la Hoz, A., 07-0112, 07-0121, 15-2022
 de la Mare, P.B.D., 02-0367, 09-0027, 10-0001, 10-0222, 11-0005, 11-0064, 11-0119, 11-0224, 11-0227, 11-0271, 15-0001, 15-0068, 15-0073, 15-1511, 15-1581, 17-0069, 17-0080
 de la Pradilla, R.F., 10-1246, 18-0488
 de la Rosa, J.C., 13-0358
 de la Vega, F., 11-0260
 de Lange, B., 07-0061, 16-0864
 de Leon, S., 11-0327, 15-2398
 de Lera, A.R., 13-0518
 de Ligny, C.L., 09-0057
 de los Santos, J.M., 16-0304
 De Luca, L., 07-0042, 12-0730, 16-1703, 16-1790, 16-1948, 19-0171, 19-0186, 19-0677
 de M. Carneiro, J.W., 05-0078, 11-0119
 de Manderola, O.B., 16-2064
 de Mattos, M.C.S., 15-0178, 15-1576
 de Mayo, P., 02-0181, 05-0125, 05-0383, 07-0046, 07-0054, 11-0594, 14-0229, 15-1224, 15-2157, 16-0218, 18-0001, 18-0002, 18-0054, 18-0094, 18-0104, 18-0168, 18-0194, 18-0263, 18-0284, 18-0335, 18-0338, 18-0373, 18-0420, 18-0464, 18-0573, 18-0628, 18-0745, 18-0849, 18-0856, 18-0860, 18-0863, 18-0898, 19-1001
 de Meijere, A., 04-0339, 04-0416, 05-0086, 05-0315, 05-0320, 05-0351, 12-0274, 12-0744, 13-0380, 13-0418, 15-2413, 18-0087, 18-0528, 18-0571, 18-0590, 18-0630, 19-1400
 de Mendoza, J., 19-1173
 de Meyer-van Duyse, A., 09-0047
 de Nooy, A.E.J., 19-0195
 de O. Jardim, A.H., 16-0831
 de O. Viera, T., 15-1770
 de Oliveira, P.S.M., 19-1088
 de Oliveira-Neto, J., 16-1324
 de Parrodi, C.A., 10-1162, 16-0688
 de Petris, G., 11-0098
 de Rossi, R.H., 11-0558, 11-0594, 13-0014, 13-0052, 13-0589
 de Rosso, C.R.S., 19-0367
 de Ryck, P.H., 12-0506
 de S. Santos, E., 16-0831
 de Sá, A.C.P.F., 10-0828
 de Sanabria, J.A., 18-0123
 de Savignac, A., 10-1006
 de Sousa, S.E., 17-0218
 de Souza Barboza, J.C., 15-1142
 de Souza, R.F., 09-0110, 15-0798
 de Souza-Barboza, J.C., 12-0609, 16-0479
 de V.F. Neder, A., 11-0437
 de Vincente, J., 16-1371
 de Vires, J.G., 15-1131
 de Visser, S.P., 14-0079
 de Vos, M.J., 16-0486
 de Vries, A.H.M., 13-0369, 15-1131, 15-1136, 16-0787
 de Vries, E.F.J., 04-0092
 de Vries, J.G., 13-0369, 15-0604, 15-1741, 16-0431
 de Waard, E.R., 12-0189
 de Wit, P., 11-0199
 de Wolf, W.E., 02-0062, 02-0063, 10-0317, 15-2282, 18-0649
 De, A., 16-0097, 16-1174, 16-1192
 De, N.C., 15-0195
 De, P., 16-0061, 16-0062
 De, S., 16-0061, 16-0062
 De, S.K., 03-0054, 16-0056, 16-0070, 16-0142, 16-0234, 16-1441, 18-0310, 18-0311
 De-xiang, W., 15-2105
 Deacon, G.B., 12-0045, 12-0279, 12-0659
 Deacon, G.B., 15-1685
 Deady, L.W., 10-0854, 10-0890, 10-1188
 Deady, L.W., 16-1517
 Deak, H.L., 18-0584
 Deakynne, C.A., 03-0001
 Dean, C.L., 15-0021
 Dean, D.K., 16-0777
 Dean, F.H., 15-1544
 Deans, R.B., 11-0085
 Dear, R.E.A., 11-0636
 Deardorff, D.R., 10-0734
 Deardorff, J.D., 19-1313
 Deaton-Rewoliwski, M.V., 19-1626
 Deb, A.C., 18-0668
 Deb, K.K., 03-0040
 Debenham, S.D., 10-1453
 Deberly, A., 16-0493, 16-0683, 19-0954
 DeBoef, B., 15-0727, 15-2445
 DeBoer, A., 15-0054, 15-0126
 DeBoer, C.D., 14-0183
 DeBoer, C.D., 15-2239
 DeBoos, G.A., 11-0136, 11-0231
 DeBruin, K.E., 15-0196
 DeBruin, K.R., 15-0133
 DeBruyn, D.J., 16-0181
 Deb, F., 18-0225
 DeBuyck, L., 12-0123, 12-0152
 DeCamp, M.R., 18-0621
 DeCarlo, V.J., 16-2071
 Dechoux, L., 12-0107
 Dechoux, L., 17-0207
 Decken, A., 19-1609
 Declerq, J., 16-1224
 Declerzq, J.-P., 18-0156
 Decock-Le Révérend, B., 18-0634
 Decodts, G., 17-0307
 DeCorso, A.R., 15-1569
 Decorzant, R., 10-1653
 Decouzou, M., 08-0087, 19-1245
 Dedeoglu, E., 11-0096

- Dedov, A.G., **14-0198**
 Dedov, A.G., **15-0521**
 Deeth, R.J., **13-0427**
 Deets, G.L., **19-0440**
 Deetz, M.J., **04-0311**
 Defay, N., **04-0068**
 DeFrees, D.J., **06-0072**,
08-0235, **10-0185**, **10-0186**,
10-0201
 Deganello, G., **15-0439**
 Degani, I., **10-1866**
 Degani, I., **16-1284**, **19-1509**
 Degani, Y., **16-0266**, **19-0280**
 Degen, H.-G., **15-1791**,
15-1807, **15-1812**
 Degen, P., **15-1172**
 Degenhardt, C.R., **10-0077**
 Degenkolb, P., **12-0264**
 Deger, H.M., **02-0333**
 Degering, E.F., **19-1249**
 Deghenghi, R., **16-1697**
 Degl'Innocenti, A., **15-1068**,
16-0217, **16-1148**, **17-0209**
 Deglise, X., **12-0725**
 Degnan, A.P., **15-2138**
 DeGonia, D.J., **13-0742**
 Degorre, F., **10-0368**
 DeHaan, F.P., **11-0028**, **11-0092**
 Dehaen, W., **07-0118**, **07-0119**,
07-0121, **15-2022**
 Dehaen, W., **13-0547**
 Dehghani, A., **12-0330**
 Dehmlow, E.V., **10-0453**,
10-0458, **10-0466**, **10-0716**,
12-0654
 Dehmlow, E.V., **15-2172**,
15-2213, **15-2278**, **19-0337**
 Dehmlow, S.S., **10-0453**
 Dehn, R.L., **17-0418**
 Dehnicke, K., **04-0437**, **15-1624**
 DeHoff, B., **10-1345**
 Deitch, J., **16-2015**
 Deiter, S.A., **18-0802**
 DeJong, F., **04-0164**
 Dejroongruang, K., **02-0353**
 Deka, N., **16-0233**
 Dekerckheer, C., **07-0076**
 Dekker, J., **16-0833**
 Dekkers, H.P.J.M., **04-0216**
 Del Bene, J.E., **03-0042**
 Del Re, G., **02-0013**
 Del Valle, L., **10-1439**
 del Campo., C., **18-0141**
 del Villar, A., **10-1438**
 DeLaat, A.M., **03-0047**
 DeLacierva, C.O., **15-0806**
 Delacroix, A., **15-0346**
 Delacroix, T., **16-1907**
 Delahunty, C., **09-0066**
 Delair, P., **19-1663**
 Delaney, E., **16-1828**
 Delapierre, G., **15-1137**
 Delas, C.
 Delaude, L., **11-0142**
 Delaumeny, M., **10-1529**
 Delavarenne, S.Y., **12-0483**
 Delay, F., **10-0226**, **19-1292**
 DeLeon, E.L., **04-0321**
 Deleuze, M.S., **03-0196**
 Deleuze, M.S., **10-0854**
 Delfly, M., **11-0550**
 Delgado, A., **12-0678**
 Delgado, A., **15-0827**, **15-0916**,
16-0672, **16-1759**, **18-0791**
 Delgado, F., **16-2063**, **19-0089**
 Delgado, M., **18-0820**
 Delgass, W.N., **06-0037**
 Delguzzo, L., **10-0109**
 Delker, G.L., **11-0028**
 Dell'Anna, G., **16-0861**
 Dell'Erba, C., **08-0168**, **17-0056**
 Dell, C.P., **18-0680**
 Dell, S., **10-0721**
 Della, E.W., **04-0433**, **05-0080**,
05-0082, **10-0045**, **10-0368**
 Della, E.W., **12-0655**, **14-0434**
 Della Sala, G., **15-0232**,
15-1741
 Dellacoletta, B.A., **14-0452**
 Dellaria Jr., F.F., **16-1728**,
19-1567
 Dellaria Jr., J.F., **13-0733**,
14-0354
 Dellaria, J.F., **12-0230**
 Delmas, M., **10-0819**, **11-0481**
 Delmas, M., **16-1324**
 Delmon, B., **17-0176**
 Delogu, G., **11-0376**
 DeLong, G.T., **05-0196**
 Delong, M.N., **15-1029**
 deLong, M., **15-2439**
 Delorme, D., **10-0614**
 Delorme, D., **16-1326**
 Delplancke, J.-L., **16-0578**
 DeLucca, J.P., **12-0377**
 DeLucchi, O., **15-0324**
 DeLue, N.R., **18-0436**
 DelZotto, A., **17-0267**
 Dem'yanov, N.Ya., **04-0465**
 Dem'yanov, P.I., **10-0490**
 Demange, L., **15-0153**
 DeMarco, A.M., **18-0302**
 DeMaria, P., **08-0168**
 DeMario, D.R., **14-0312**
 Demay, S., **15-0682**
 Dembech, P., **12-0045**
 Dembinski, R., **10-0703**
 Dembitsky, V.M., **15-1758**
 Dembofsky, B.T., **04-0110**
 Demchuk, D.V., **04-0360**
 Demchuk, K.J., **08-0036**
 Demchuk, O.M., **18-0811**
 DeMello, N.C., **15-1737**
 DeMember, J.R., **05-0023**,
05-0077, **10-0187**, **10-0205**,
12-0342, **18-0108**
 Demers, J.P., **12-0013**, **15-1939**
 Demerseman, B., **10-1463**
 Demerseman, P., **11-0550**,
13-0098
 Demicheli, G., **16-1151**
 DeMico, A., **19-0204**, **19-1770**
 Deming, P.H., **15-1776**
 Demir, A.S., **13-0349**, **14-0258**,
15-1042, **16-0986**, **16-1500**,
16-2065, **17-0215**, **19-0494**,
19-0511
 DeMira, M., **18-0370**
 Demirtas, I., **08-0081**
 Demisch, W.H., **10-0150**
 Demko, Z.P., **15-1865**
 Demonceau, A., **10-0638**,
15-1643, **15-1959**
 Demoute, J.-P., **10-1424**,
13-0727, **13-0728**
 Dempsey, B., **08-0018**, **08-0160**
 Demuth, M., **15-2235**, **18-0857**,
18-0860, **18-0863**
 Demuyne, M., **16-0206**
 den Hertog, H.J., **13-0049**
 Denekamp, C., **15-2219**
 Denes, A.S., **16-1468**
 DeNet, R.W., **10-1582**
 Deng, G., **03-0123**
 Deng, G.-J., **15-0604**, **15-0613**,
16-0691, **16-1012**
 Deng, H., **16-1439**
 Deng, J.-G., **15-0519**, **15-0575**,
19-1042, **19-1043**
 Deng, L., **15-1004**, **15-1331**,
15-1827, **16-1443**, **16-1626**,
16-1627
 Deng, L.X., **15-1202**
 Deng, M.-Z., **10-1421**, **12-0282**,
13-0347, **13-0528**
 Deng, M.-z., **10-1419**, **12-0281**,
13-0500
 Deng, Q., **15-0963**, **15-2017**
 Deng, W., **13-0138**
 Deng, X.-M., **16-1394**, **16-1852**
 Deng, Y., **13-0482**, **15-0719**,
16-0067, **16-0152**, **18-0317**
 Deniau, E., **16-1321**
 Denis, G., **11-0481**
 Denis, G.I., **17-0104**
 Denis, J., **02-0412**, **05-0039**
 Denis, J.M., **15-2329**, **16-0263**,
12-0724, **17-0199**, **17-0200**,
17-0222, **19-1620**
 Denis, P., **15-0797**

- Denis, R.C., **15-0053**
Denise, B., **12-0583, 16-0540**
Denisenko, S.N., **04-0039**
Denisov, E.T., **14-0023**
Denk, M.K., **05-0348**
Denmark, S.E., **10-1155, 10-1642, 13-0341, 13-0390, 13-0448, 13-0504, 13-0567, 13-0634, 15-0917, 15-1178, 15-1766, 15-1768, 15-1773, 15-2334, 15-2337, 16-0494, 16-0585, 16-0643, 16-0743, 16-0858, 16-0924, 16-1022, 16-1046, 16-1080, 16-1097, 16-1110, 16-1126, 16-2129, 18-0681, 19-1154**
Denney, D.B., **12-0438, 14-0263, 14-0264**
Denney, D.Z., **12-0438, 14-0263, 14-0264**
Dennis, N., **04-0362, 15-2122, 15-2139**
Denniston, A.D., **05-0121**
Denny, R.W., **14-0227, 14-0236, 15-2151**
Deno, N.C., **05-0034, 05-0035, 05-0038, 05-0043, 05-0048, 05-0049, 05-0050, 05-0061, 05-0062, 05-0071, 05-0075, 08-0022, 08-0035, 08-0121, 09-0047, 09-0050, 10-0803, 12-0148, 12-0303, 12-0724, 14-0065, 14-0149, 14-0151, 14-0152, 14-0153, 14-0154, 14-0158, 18-0367, 18-0865, 19-0411, 19-0462, 19-0663, 19-0691**
Denson, D.D., **17-0524, 19-0379**
Dent III, W.H., **15-1733**
Dent, A.L., **15-0405**
Denyer, C.V., **10-0049**
Denzel, T., **16-1344**
DePalma, V.M., **05-0130**
Depew, M.C., **05-0314**
Depew, R.E., **03-0208**
Depezay, J., **16-1057**
Depezay, J.C., **10-1662**
DePomar, J.C.J., **12-0563**
Déprele, S., **15-0378, 15-0379**
Depriest, R.N., **10-0618**
DeProft, F., **13-0048**
DePue, J.S., **10-0867**
DePuy, C.H., **02-0024, 05-0106, 10-0267, 10-0318, 10-0368, 12-0219, 15-0131, 15-0133, 15-0135, 17-0008, 17-0015, 17-0066, 17-0099, 17-0140, 17-0141, 17-0183, 17-0229, 17-0235, 17-0258, 17-0280, 18-0504, 18-0507**
Derdour, A., **16-1832**
Dere, R.T., **15-1016**
Derenberg, M., **12-0681**
Derendyaev, B.G., **18-0035**
Derevitskaya, V.A., **16-1673**
Derfer, J.M., **04-0412**
Derguini-Boumechal, F., **10-1294, 10-1536**
Dérien, S., **15-0813, 15-1388**
Dermer, O.C., **10-0494, 10-0673, 10-0872, 10-0955, 14-0127, 15-1883, 17-0360, 18-0580**
Dernell, W., **16-1956**
Derome, A.E., **19-1558**
Derrien, N., **19-1034**
Dershem, S.M., **14-0089**
DeRussy, D.T., **04-0193, 18-0621**
Dervan, P.B., **15-2096, 17-0199, 18-0589, 18-0629**
Des Roches, D., **18-0143**
des Abbayes, H., **10-1820, 10-1845**
Desai, B., **15-0619, 18-0773**
Desai, D.G., **17-0429, 19-0979, 19-0988**
Desai, L., **19-0513**
Desai, M.C., **18-0443**
Desai, N.B., **16-1262, 16-1289**
Desai, P., **18-0297**
Desai, U.V., **11-0249, 16-1157**
Desai, V.R., **18-0068**
Desbène, P., **11-0226**
Deschamps, N.M., **15-1421, 15-1422**
Descotes, G., **18-0761**
Deselnicu, M.I., **10-1331**
Deshayes, H., **19-1412**
Deshayes, K., **03-0172**
Deshayes, S., **10-0468**
Deshmukh, A.R.A.S., **10-1027, 19-1273**
Deshmukh, R.R., **13-0415, 16-1153**
DeShong, P., **10-0703, 10-1212, 13-0510, 13-0520, 13-0631, 13-0632, 13-0635, 13-0637, 15-1932**
Deshpande, A.K., **05-0361, 19-1339**
Deshpande, M.S., **16-1864**
Deshpande, R.M., **19-1186**
Deshpande, V.H., **10-0660, 15-1294, 16-1152, 16-1153, 16-1683, 19-0960**
DeSimone, J., **10-0412**
Desimoni, G., **15-0961, 15-1043, 15-2122, 15-2179, 18-0708**
Desio, P.J., **16-0562**
Desiraju, G.R., **03-0070, 08-0011**
Deskus, J., **10-0864, 16-1932**
Deslongchamps, P., **04-0363, 10-0538, 10-1600, 15-1980, 16-0030**
Desmaële, D., **10-0873, 15-1045, 15-1301, 16-1120**
Desmarets, C., **13-0199**
Desmaris, L., **10-1100**
DesMarteau, D.D., **11-0314**
Desmond, K.M., **14-0183**
Desmond, R., **19-0673**
Desmurs, J.-R., **10-0925, 10-0960, 11-0220, 18-0812**
DeSouza, D.J., **14-0352**
DeSouza, M.V.N., **19-1088**
Despres, L., **16-1813**
Dess, D.B., **19-0198**
Dessanti, F., **19-1537, 15-1921, 19-0436**
Dessole, G., **10-1495**
Dessy, R.E., **05-0103, 08-0062, 12-0002, 12-0040, 12-0569**
DeStephano, J.P., **16-0516**
Destro, R., **02-0260, 02-0277, 02-0285, 02-0319, 13-0010**
Desvard, O.E., **10-0284**
DeTar, D.F., **04-0514, 09-0060, 09-0073, 10-0276, 14-0033, 14-0328, 19-1569**
Detomaso, A., **19-0301, 19-0760**
Detoni, S., **03-0008**
Detre, G., **17-0418**
Detsina, A.N., **11-0029, 11-0088**
Dettwiler, J.E., **16-1965**
Detty, M.R., **17-0208**
Deubel, D.V., **15-1738, 19-0233**
Deuchert, K., **19-0004**
Deudon, S., **13-0231**
Deussen, R., **15-1485**
Deutch, J.E., **12-0611**
Deutsch, M., **19-0823**
Deutsch, P.P., **05-0222**
Dev, S., **15-0436, 16-0235, 19-0348, 19-0463**
Dev, V., **04-0475, 17-0507, 17-0509**
Devaiah, V., **19-1195**
Devant, R.M., **16-1189**
Devaprabhakara, D., **14-0395, 15-0510, 15-0512, 15-0665**
Devasagayaraj, A., **10-1384, 10-1828**

- DeVasher, R.B., **13-0502**
 Devi, G., **16-0882**
 Deville, C.G., **15-1946**
 Devin, P., **15-1273**
 DeVincendis, D., **10-0508**
 Devine, P.N., **13-0266**
 Devlin, F.J., **04-0114, 04-0118**
 DeVos, D.E., **19-0120**
 Devos, A., **10-1089**
 Devos, A., **16-1879**
 Devrout, E., **02-0260**
 Devynck, J., **10-1854**
 Devynck, J., **12-0341**
 Dewald, R.R., **19-0962**
 Dewar, M.J.S., **02-0190**
 Dewar, M.J.S., **01-0001, 01-0042, 02-0005, 02-0009, 02-0013, 02-0018, 02-0019, 02-0036, 02-0115, 02-0189, 02-0218, 02-0367, 03-0082, 03-0087, 05-0332, 06-0079, 08-0171, 10-0170, 10-0179, 10-0222, 11-0017, 15-0004, 15-0033, 15-0169, 15-2090, 15-2096, 15-2098, 15-2108, 18-0477, 18-0630, 18-0669, 18-0745**
 Dewey, R.S., **15-0485**
 Dewhurst, B.B., **12-0668**
 DeWitt, S.H., **16-1823**
 Dewkar, G.K., **19-0752**
 DeWolfe, R.H., **10-0213, 10-0214, 10-0289, 10-0520, 10-0609, 10-0658, 10-1477, 10-1519, 12-0057, 16-0160, 16-1589, 18-0471, 18-0526, 18-0569, 18-0594**
 Dey, K., **13-0616**
 Dey, S., **19-0711**
 Deyà, P.M., **13-0021**
 Deycard, S., **05-0282**
 Deyeri, H.-J., **08-0216**
 DeYoung, D.J., **01-0011**
 DeYoung, S., **15-0080**
 Deyrup, A.J., **05-0075, 05-0062, 08-0115**
 Deyrup, C.L., **10-0146, 10-0149**
 Deyrup, J.A., **07-0057, 16-1231**
 Dhal, P.K., **15-1694**
 Dhanabalasingam, B., **15-1283**
 Dhanak, D., **16-1835**
 Dhanoa, D., **10-0179**
 Dhanoa, D.S., **16-1895**
 Dhar, D.N., **15-0071**
 Dhar, M.L., **17-0105, 17-0106, 17-0118**
 Dhar, P., **10-0834**
 Dhar, R.K., **16-0997**
 Dhas, N.A., **15-2023**
 Dhawan, S.N., **07-0048**
 Dhillon, R.S., **15-0620, 15-0636, 15-0694, 15-0694, 18-0441**
 Dhimane, H., **15-1029**
 Dhokte, U.P., **15-0675**
 Dhuru, S.P., **19-1323**
 Di Bari, L., **04-0120**
 Di Blasio, B., **08-0024**
 Di Deo, M., **10-1064**
 Di Fabio, R., **19-0898**
 Di Furia, F., **19-0834**
 Di Giorgio, V.E., **07-0015**
 Di Giuseppe, S., **15-2423, 16-0163, 16-0279**
 Di Silvestro, G.D., **04-0038**
 Di Valentini, C., **15-1944**
 Di Vona, M.L., **10-0378, 19-1465**
 di Cosmo, A., **13-0415**
 di Maio, G., **02-0272**
 Diab, Y., **19-1245**
 Dial, C., **11-0298**
 Dial, J.L., **11-0271**
 Diamanti, J., **12-0325**
 Diamond, C.J., **03-0146**
 Diaper, D.G.M., **19-0350, 19-0351**
 Dias, A.K.B., **11-0437**
 Dias, E.L., **15-2356**
 Dias, H.V.R., **12-0365, 12-0367**
 Dias, J.R., **02-0022, 02-0116, 02-0119, 19-1467**
 Dias, S., **10-0848**
 Diaz, A., **10-0132, 10-0152, 10-0158**
 Diaz, A.F., **10-0062**
 Diaz, C., **10-0282**
 Díaz, D.D., **13-0494**
 Díaz, M.J., **10-0777**
 Díaz, M.R., **10-1167**
 Díaz, N., **13-0358**
 Díaz-Ortiz, A., **15-2022**
 Díaz-Ortiz, Á., **13-0413**
 Díaz-Ortiz, A., **07-0112**
 Díaz-Requejo, M.M., **12-0366, 15-2293, 15-2299, 19-0548**
 DiChenna, P.H., **15-1903**
 Dick, A.R., **19-0527**
 Dick, K., **03-0152**
 Dick, K.F., **19-0076**
 Dickason, W.C., **10-0076, 10-0078, 15-0685, 18-0424**
 Dicken, C.M., **15-1932**
 Dickens, M.J., **10-0473**
 Dickenson, G., **09-0114**
 Dicker, I.B., **16-1084**
 Dickerhoof, D.W., **05-0152**
 Dickerman, S.C., **13-0734, 14-0105, 14-0352**
 Dickerson, T.J., **16-1045**
 Dickhaut, J., **14-0057**
 Dickinson, C.L., **15-0073**
 Dickinson, M.G., **11-0335**
 Dickstein, J.I., **10-0286, 15-0079, 15-1215**
 DiCosimo, R., **14-0271**
 Didelot, M., **13-0709**
 Didenko, Y.T., **07-0070, 07-0072**
 Didillon, B., **05-0383, 19-0042**
 Didiuk, M.T., **15-0870, 17-0187, 18-0814**
 Dieck, H.A., **13-0387**
 Diederich, F., **02-0308, 02-0356, 03-0071, 03-0112, 03-0150, 03-0152, 03-0206, 13-0536, 14-0300, 16-1496**
 Dieffenbacher, A., **15-2213**
 Diego-Castro, M.J., **15-2025**
 Diéguez, M., **10-1454, 15-1491**
 Diéguez, M. Ruiz, A., **15-1136**
 Diehl, W., **16-0329**
 Diehm, M., **04-0073**
 Diels, G., **13-0187**
 Diercks, R., **15-2402**
 Diesen, J.S., **19-1155**
 Dieter, J.W., **10-1273**
 Dieter, R.K., **10-0519, 10-1273, 10-1279, 10-1717, 15-0322, 15-1084, 16-0860, 16-0961**
 Dietl, H.K., **10-1621, 12-0116**
 Dietrich, B., **03-0119, 04-0242, 04-0244**
 Dietrich, C.O., **12-0223**
 Dietrich, H., **05-0153**
 Dietrich-Buchecker, C.O., **03-0200, 03-0206, 03-0207, 19-1743**
 Dietsche, M., **16-1655**
 Dietsche, T.J., **02-0045, 02-0046, 10-1448, 10-1450**
 Dietz Jr., A.G., **13-0114, 13-0703**
 Dietz, F., **02-0245**
 Dietze, P., **10-0356**
 Dietze, P.E., **10-0065, 10-0083, 10-0279**
 Dietzel, P., **13-0641**
 Diez, C., **18-0487**
 Díez, B.R., **10-1362**
 Díez-Barra, E., **07-0112, 10-0973, 16-1174, 18-0322**
 DiFate, V.G., **10-0198**
 Differding, E., **12-0134**
 DiGiuseppe, S., **15-0245**
 Dijkman, A., **19-0181, 19-0225**
 Dijkstra, G., **10-0695**
 DiLabio, G.A., **02-0024**
 Dill, K., **10-0209, 18-0083**
 Dillard, D.E., **10-0114**

- Dilley, G.J., **04-0124**
 Dilling, W.L., **15-2166**,
15-2237, **15-2241**, **19-0921**
 Dillinger, S., **12-0293**
 Dillon, R.L., **08-0041**, **10-0026**
 Dilworth, B.M., **19-1780**
 DiMarino, J.-L., **18-0324**
 Dimas, L., **16-0962**
 DiMauro, E.F., **16-0692**
 Dimbacher, T., **08-0084**
 Dimitriadis, E., **19-1395**
 Dimitrov, V., **16-0487**
 Dimock, S.H., **10-1375**,
15-1067
 Dimonie, M., **18-0756**
 Dimroth, K., **05-0052**, **10-0430**,
10-0443, **10-0445**, **10-0446**,
10-0447, **19-0290**
 Dinadayalane, T.C., **02-0360**,
02-0361
 Dinan, F.J., **11-0586**, **17-0458**
 Dinçtürk, S., **14-0089**
 Diner, U.E., **19-1390**
 Dinér, P., **08-0208**
 Ding, J., **15-0134**
 Ding, K., **10-1453**, **10-1460**,
13-0237, **15-2129**, **15-2148**
 Ding, Q.-P., **16-1036**
 Ding, R., **16-0875**
 Ding, S., **07-0118**, **18-0767**
 Ding, Y., **05-0287**, **19-1199**
 Ding, Z., **12-0454**, **13-0108**
 Ding, Z.-d., **10-1387**, **19-1035**
 Dingerdissen, U., **16-0344**,
16-0373
 Dingle, T.W., **02-0280**
 Dinizo, S.E., **15-0134**, **19-0662**
 Dinjus, E., **16-0850**
 Dinner, A., **18-0195**
 Dinnocenzo, J.P., **01-0101**,
18-0587
 Dinoi, A., **15-1766**, **19-0301**
 Dinoi, A., **19-0615**
 Diogo, H.P., **02-0331**
 DiPietro, J., **15-1358**
 DiProfoio, P., **10-0407**
 Dirk, S.M., **19-0753**
 Dirx, I.P., **13-0074**
 Dirlam, J., **10-0170**
 Discordia, R.P., **04-0193**,
16-1833
 Dishong, D.M., **03-0101**,
03-0146
 Distaso, M., **16-1842**
 Distler, H., **10-0836**
 Ditchfield, R., **02-0028**
 Diter, P., **19-0823**
 DiTommaso, D., **16-0750**
 Ditrich, K., **13-0094**, **16-1019**,
16-1022
 Dittman Jr., W.R., **19-1450**
 Dittmer, B., **05-0138**
 Dittmer, D.C., **04-0193**,
15-0021, **17-0365**
 Dittmer, D.L., **16-0656**
 Dittmer, H., **10-0212**
 DiValentin, C., **15-1944**,
19-0114
 Diver, S.T., **15-0805**, **15-0815**,
18-0788, **18-0789**
 Diversi, P., **04-0064**, **18-0825**
 Diwakar, M.M., **19-1186**
 Dix, D.T., **05-0171**
 Dix, L.R., **11-0125**
 Dixneuf, P.H., **15-0279**,
15-0281, **15-0372**, **15-0813**,
15-0835, **16-0436**, **18-0814**
 Dixon, D.A., **04-0233**, **08-0223**
 Dixon, J.A., **10-1318**, **13-0650**
 Dixon, J.E., **10-0371**
 Dixon, J.M., **04-0367**
 Dixon, N.J., **10-1532**
 Dixon, T.A., **03-0072**
 Diyabalanage, H.V.K., **12-0367**
 Djakovitch, L., **13-0400**,
13-0541
 Djerassi, C., **04-0021**, **04-0129**,
15-0574, **17-0125**, **17-0224**,
19-0075, **19-0155**, **19-0708**,
19-1462
 Dmitrenko, O., **04-0414**,
04-0415
 Dmitrienko, G.I., **02-0054**
 Dmitriev, D.E., **04-0360**,
16-0153
 Dmitriev, L.B., **15-0867**
 Dmitrieva, L.G., **12-0710**
 Dneprovskaia, E., **15-1000**
 Dneprovskii, A.N., **14-0065**
 Dneprovskii, A.S., **06-0029**,
14-0097, **14-0128**, **14-0158**
 do Amaral, A.T., **16-1566**
 do Amaral, L., **16-0308**,
16-0315, **16-1445**
 Do, J.Y., **18-0063**
 Do, Y., **18-0789**
 Do, Y.-K., **15-1472**
 Doad, G.J.S., **16-1284**
 Doan, P.E., **10-0448**
 Dobaeva, N.M., **11-0101**
 Dobashi, S., **15-2152**
 Dobashi, Y., **04-0175**
 Dobbs, A.P., **15-1248**, **16-1479**
 Dobi, P., **10-0430**, **10-0444**
 Dobinson, F., **19-0358**
 Dobkowski, J., **12-0087**
 Dobler, M., **02-0268**, **04-0041**
 Döbler, C., **15-1764**, **19-0238**
 Dobronravov, P.N., **18-0250**
 Dobrovolny, M., **02-0204**
 Dobrynin, V.N., **10-0494**
 Dobson, B., **10-0060**, **17-0064**
 Dobson, H.K., **18-0609**
 Doca, N., **16-2071**
 Dockendorff, C., **15-0557**
 Dockery, K.P., **18-0061**
 Dockx, J., **10-0453**
 Doctorovich, F., **05-0361**,
12-0532, **13-0618**, **16-0843**,
19-1339
 Doda, K., **10-0713**, **16-1503**
 Dodd, R.H., **15-1902**, **15-1903**,
15-1904
 Dodderel, D., **04-0329**
 Dodge, R.P., **02-0228**
 Dodonov, V.A., **12-0438**,
13-0224
 Dodson, R.M., **18-0855**
 Dodsworth, D.J., **16-1784**,
16-1786
 Dodziuk, H., **04-0101**
 Doecke, C.W., **04-0442**,
10-0152
 Doering, W. von E., **02-0157**,
05-0377, **05-0380**, **05-0386**,
10-0012, **12-0063**, **12-0219**,
12-0349, **12-0351**, **12-0375**,
15-2096, **15-2222**, **15-2232**,
15-2311, **15-2319**, **18-0191**,
18-0373, **18-0590**, **18-0613**,
18-0621, **18-0630**, **18-0633**,
18-0640, **19-0164**
 Dogadina, A.V., **15-1315**,
16-1309
 Dogan, O., **10-0876**
 Doherty, A.M., **19-0068**
 Doherty, M.M., **10-0132**
 Doherty, R.M., **03-0015**,
10-0429, **10-0432**, **10-0443**,
10-0448
 Dohi, M., **10-0074**
 Dohle, W., **10-1329**
 Dohmaru, T., **19-1468**, **19-1492**
 Dohner, B.R., **17-0028**
 Döhnert, D., **05-0285**
 Doi, H., **15-1140**, **15-1297**
 Doi, J.T., **10-1089**, **19-0850**
 Doi, M., **19-1591**
 Dokawa, S., **16-1496**
 DokTycz, S.J., **07-0066**
 Dolak, T.M., **10-1711**
 Dolan, S., **16-1239**
 Dolata, D.P., **15-2026**
 Dolbier Jr., W.R., **04-0062**,
05-0306, **12-0171**, **14-0072**,
15-0001, **15-1212**, **15-2170**,
15-2219, **16-0572**, **16-0809**,
18-0159, **18-0461**, **18-0482**,
18-0509, **18-0589**, **18-0628**
 Dolbier, D.W., **15-2219**

- Dolbier, W.B., **18-0563**
 Dolbier, W.R., **18-0471**
 Dolby, L.J., **16-1466, 19-1410**
 Dolby-Glover, L., **13-0254**
 Doldouras, G.A., **19-1516**
 Dolenc, D., **12-0126**
 Dolenko, A., **18-0880, 18-0889**
 Doleschall, G., **16-1660, 19-0440, 19-0662, 19-1128**
 Dolfini, J.E., **15-0048**
 Dolhem, E., **10-1811, 10-1818**
 Doll, K.M., **09-0103**
 Doll, R.J., **19-0065**
 Dollat, J., **10-1434**
 Dolle, R.E., **11-0462, 15-1958**
 Doller, D., **19-0612, 19-0614**
 Dollinger, H., **10-1492, 10-1716**
 Dollinger, L.M., **16-1352**
 Dollinger, M., **18-0630**
 Dolliver, D.D., **04-0221**
 Dolman, S.J., **18-0808**
 Dolphin, J.M., **16-1208**
 Domae, T., **16-1426**
 Domaille, P.J., **15-1504**
 Domain, R., **08-0219**
 Domalski, E.S., **01-0093**
 Domalski, M.S., **15-0860**
 Domareva-Mandel'shtam, T.V., **18-0634**
 Dombrovskii, A.V., **13-0732, 16-1306**
 Dombrovskii, V.A., **16-1306**
 Dombrowski, G.W., **01-0101**
 Domeier, L.A., **04-0164**
 Domen, K., **05-0069**
 Domenick, R.L., **10-0178**
 Domine, M.E., **19-0969**
 Domingo, L., **16-1496**
 Domingo, L.R., **15-1984, 15-1999, 15-2057, 15-2099, 15-2120**
 Domingo, V.M., **16-1384**
 Dominguez, R.M., **17-0131, 17-0145**
 Domínguez, E., **15-1070, 16-0372**
 Domínguez, G., **15-1430, 15-1436, 15-1438, 15-1441, 15-1443**
 Dominguez-Fernandez, B., **15-1770, 15-1773**
 DoMinh, T., **15-2213**
 Dommissie, R., **13-0196**
 Dommissie, R.A., **13-0174, 13-0178**
 Donahue, N.M., **06-0007**
 Donald, D.S., **18-0039**
 Donaruma, L.G., **18-0335**
 Donath, W.E., **04-0382**
 Donati, D., **16-2102**
 Donato, A., **19-0960**
 Donde, Y., **18-0689**
 Done, J.N., **10-1320**
 Donetti, A., **19-0450**
 Dong, C., **15-1463, 19-0180**
 Dong, D.C., **10-0450**
 Dong, G., **10-1497, 15-1405, 16-0556**
 Dong, L., **15-1128**
 Dong, M., **14-0188**
 Dong, Q., **10-0948**
 Dong, T.-W., **15-0508, 15-0566, 16-0663**
 Dong, X., **19-1028**
 Dong, Y.-W., **15-1034**
 Dong, Z.-M., **19-0402**
 Dongare, M.K., **18-0309**
 Dönges, R., **02-0181**
 Donnelly, D.M.X., **12-0520**
 Donnelly, S.J., **19-1450**
 Donnoli, M.I., **04-0114, 19-0823**
 Donohoe, G., **16-0191**
 Donohoe, T.J., **15-0534, 15-0536, 15-1680**
 Donohue, J.A., **16-1593**
 Donovan, D.J., **05-0021, 05-0090, 10-0200**
 Donovan, T.A., **10-1222**
 Donovan, W.H., **05-0200**
 Donow, F., **04-0174**
 Doomes, E., **17-0346**
 Doorakian, G.A., **18-0462**
 Döpp, D., **18-0862**
 Doraiswamy, L.K., **07-0085**
 Dorange, I., **15-0832**
 Dordick, J.S., **19-0232**
 Dore, M., **11-0451**
 Dorff, P., **16-1322**
 Dorfman, E., **18-0373**
 Dorfman, L.M., **05-0109**
 Doria, G., **15-0469**
 Dorigo, A.E., **04-0295**
 Doris, E., **10-0887, 12-0107, 13-0584, 15-0581, 17-0207, 19-0905**
 Dormer, P.G., **09-0105, 13-0504, 13-0541, 13-0606**
 Dorn, C.R., **11-0381**
 Dorn, H.C., **02-0364**
 Dornow, R., **15-0101**
 Dorofeenko, G.N., **16-0281**
 Dorofeev, A.S., **16-0153, 19-1691**
 Doron'kin, V.N., **13-0676**
 Dorow, R.L., **12-0230, 19-0501**
 Dorr, H., **19-0416**
 Dörr, M., **18-0853**
 Dorrell, F.J., **12-0021**
 Dorsch, H., **04-0484**
 Dorsey, G.F., **16-1556**
 Dorta, R., **19-0432**
 Dorta, R.L., **17-0154**
 Dorwin, E., **13-0019**
 Dory, Y.L., **15-1983**
 dos Santos, C., **19-0367**
 dos Santos, L.M.F., **13-0402**
 dos Santos, R.M.B., **01-0098**
 Dossena, A., **12-0118**
 Dostal, J.M., **17-0052**
 Dostrovsky, I., **18-0005**
 Dosunmu, M.I., **16-0027**
 Doty, J.C., **15-2252**
 Dötz, K.H., **15-2417**
 Dou, H.-N., **19-0082**
 Dou, H.J., **13-0736, 13-0743, 14-0326**
 Doubleday Jr., C., **05-0285, 10-1370**
 Doubleday, W., **16-0645**
 Doucet, H., **10-0886, 10-1420, 13-0367, 13-0399, 13-0401, 13-0445, 13-0539, 13-0541, 13-0560, 16-0642, 16-1798**
 Doucet, R.J., **19-0121**
 Douek, M., **02-0233**
 Dougharty, K.W., **15-0004, 15-0033**
 Dougherty, D.A., **03-0075, 11-0019**
 Dougherty, T.J., **07-0049**
 Dougherty, R.C., **01-0001**
 Douglas, A.W., **18-0723**
 Douglas, C.J., **10-0997**
 Douglas, D.E., **06-0039, 16-2073**
 Douglas, J., **11-0245**
 Douglas, J.E., **16-1561**
 Douglas, K.T., **16-1569, 16-1571, 16-1861**
 Douglas, T.A., **06-0026**
 Douglass, D.C., **10-0131**
 Douglass, J.E., **11-0599**
 Douglass, M.R., **15-1871**
 Doumaux Jr., A.R., **14-0249, 19-0588**
 Dounay, A.B., **13-0378**
 Douraghi-Zadeh, K., **16-2067**
 Doussot, J., **10-1019, 12-0340**
 Dow, R.L., **19-0135**
 Dowd, P., **10-1801, 15-0963, 15-1251, 18-0175, 18-0176, 18-0246**
 Dowd, S.R., **10-1683**
 Dowd, W., **10-0430, 17-0092**
 Dowden, **08-0149**
 Dowdy, E.D., **15-0335, 15-0767, 16-1828**
 Doweyko, A.M., **12-0187**

- Dowle, M.D., **15-1584**
Dowling, J.P., **12-0089, 12-0417**
Downey, C.W., **16-1053, 16-1145, 16-1161**
Downie, I.M., **19-1305**
Downing, J.W., **04-0497, 04-0498**
Downing, S., **16-0130**
Dows, D.A., **04-0378**
DoxK.M., **03-0121, 10-1307**
Doyarenko, M.N., **04-0465**
Doye, S., **13-0117, 15-0326, 15-0348, 15-0355**
Doyle, D.L., **12-0254**
Doyle, G., **18-0796**
Doyle, M.J., **15-2201, 18-0837**
Doyle, M.P., **10-0756, 10-1183, 11-0265, 12-0348, 12-0352, 12-0358, 12-0368, 12-0370, 13-0716, 13-0733, 14-0209, 14-0354, 15-0471, 15-0707, 15-1480, 15-2065, 15-2266, 15-2286, 15-2292, 15-2298, 15-2302, 15-2306, 15-2355, 16-0181, 18-0242, 19-0135, 19-0251, 19-0578, 19-0665, 19-1303, 19-1450, 19-1567**
Doyle, T.D., **18-0516**
Doyon, J.B., **04-0454**
Dozias, M.-J., **16-0144**
Drăgum, V., **18-0756**
Drabicky, M.J., **10-0517**
Drabowicz, J., **04-0047, 10-0841, 19-0795, 19-0822, 19-0826, 19-0853, 19-1602**
Draffehn, J., **09-0043**
Dräger, G., **16-0429**
Drăghici, C., **15-2210**
Drago, R.S., **03-0018, 03-0054, 08-0219, 10-0403, 10-0448, 19-0109**
Dragovich, P.S., **19-0894**
Drahowzal, F.A., **11-0316, 11-0352**
Drake, B.V., **15-2116**
Drake, C.A., **04-0516**
Drake, J., **12-0091**
Drake, R.A., **18-0459**
Dralants, A., **02-0244**
Dransfeld, A., **02-0104, 18-0593**
Draper, J.D., **10-0655**
Draper, R.W., **19-1186**
Draper, T.L., **13-0376**
Drauz, K., **04-0136, 10-1033, 15-0609, 19-1022, 19-1082**
Drauz, K.-H., **15-1813, 15-1817**
Drechsel-Grau, E., **15-0101**
Drechsler, K., **15-2172**
Dreher, E., **13-0704**
Dreiding, A.S., **04-0040, 12-0032, 15-2213**
Drent, E., **15-1381**
Drenth, W., **06-0043, 15-0218, 16-1776, 16-2125**
Dresely, S., **16-0493**
Dreßel, B., **02-0161**
Drew, G.M., **04-0340**
Drew, R.M., **16-0009**
Drewello, T., **19-0064**
Drewer, R.J., **07-0045**
Drewes, R., **18-0560**
Drewes, S.E., **16-0771, 16-0772**
Drexler, H.-J., **15-0608, 15-0609**
Driessen, P.B.J., **10-0152**
Driggs, R.J., **10-1377**
Driver, M.S., **13-0174, 13-0175**
Driver, T.G., **15-0736**
Drobnica, L., **16-1755**
Drommi, D., **10-1453**
Dronov, V.I., **16-0398**
Drowns, M., **10-0981**
Drozd, J.C., **19-0404**
Drozd, V.N., **10-1483, 13-0052, 13-0775, 15-0867**
Drozdova, T.I., **15-1608**
Dršina, G.J., **10-1150**
Drucker, G.E., **02-0141, 09-0060**
Druelinger, M., **10-1661**
Druelinger, M.L., **01-0060**
Druet, L.M., **08-0038, 16-1598**
Druey, J., **18-0392**
Druliner, J.D., **15-1504**
Drumright, R.E., **04-0422**
Drury III, W.J., **12-0124, 12-0167, 15-2180, 16-2103, 19-1273**
Druzchkov, O.N., **12-0620**
Druzian, J., **16-1863**
Drygina, O.V., **15-1932**
Dryuk, V.G., **15-1726, 15-1731**
Du Bois, J., **12-0228, 12-0229, 15-1903**
du Mesnil, F.-X., **15-0796, 15-2079**
du Vigneaud, V., **19-1514**
Du, C.F., **13-0310**
Du, D.-M., **19-1032**
Du, H., **10-1273, 15-2148, 15-2148**
Du, P.C., **19-0203**
Du, W., **15-0145**
Du, X., **13-0439, 15-1181, 16-1893**
Duan, C.-y., **03-0133**
Duan, H., **19-0241**
Duan, H.-F., **19-1028**
Duan, J., **12-0171**
Duan, W.-S., **04-0403**
Duan, Y.-Z., **13-0347**
Duan, Z.F., **19-0291**
Dubac, J., **07-0114, 10-1092, 11-0220, 11-0423, 15-0964, 16-1091, 16-2029, 19-1318**
Dubbaka, S.R., **13-0243, 13-0296, 16-2168**
Dubé, D., **10-0996**
Dubé, P., **15-0497**
Duboc, C., **10-0350**
DuBois, J., **19-0499**
Dubois, G., **15-1729, 15-1729**
Dubois, J.E., **02-0383, 04-0295, 09-0021, 09-0059, 09-0074, 10-0170, 10-1368, 10-1370, 10-1751, 11-0010, 12-0099, 12-0303, 12-0661, 14-0418, 15-0014, 15-0016, 15-0036, 15-0068, 15-0097, 16-0514, 16-0811, 16-1014, 16-1926, 16-1929, 16-1930, 16-2040, 17-0157, 18-0035**
Dubois, L.H., **12-0607**
Duboudin, F., **12-0316**
Duboudin, J.G., **15-0862**
Dubree, N.J.P., **13-0652**
Dubreuil, J.F., **15-1949**
Dubrova, L.N., **11-0573**
Dubuis, R., **15-0436**
Duce, P.P., **10-0034**
Ducep, J., **10-1727, 12-0388**
Ducep, J.-B., **15-2145**
Ducep, J.B., **10-1264, 10-1706, 18-0727**
Duchêne, A., **10-1419, 12-0272, 12-0297**
Duchin, L., **07-0080**
Duchin, L., **16-1541**
Duclos Jr, R.I., **13-0741**
Ducom, J., **05-0166, 12-0583, 16-0540**
Ducoux, J.-P., **10-1521**
Ducray, R., **11-0137**
Dudás, J., **19-1215**
Duddeck, H., **04-0458**
Duddu, R., **15-2068, 16-1768**
Duddy, N.W., **16-1571**
Dudek, C.M., **19-1403**
Dudfield, P., **10-1641**
Dudinskaya, A.A., **15-1987**
Dudley, G.B., **10-0690**
Dudman, C.C., **19-1130**
Dueno, E.E., **10-0610, 10-0730, 16-0199**
Duesler, E., **15-2210**
Duesler, E.N., **04-0187, 13-0784**
Duetz, W., **19-0543**
Duetz, W.A., **19-0544**
Dufaux, R., **12-0691**

- Duff, J.L., 10-0098
 Duff, K., 16-0916
 Duffey, D., 18-0888
 Duffey, D.C., 10-0212
 Duffey, M.O., 19-1776
 Duffin, H.C., 19-0632
 Duffley, R.P., 14-0378
 Duffy, J.A., 16-1600
 Dufková, L., 16-0760
 Dufresne, Y., 10-0614
 Dugave, C., 15-0153
 Duggan, M.E., 16-0192
 Duggan, P.J., 18-0060
 Dughera, S., 10-1866
 Duhaime, R.M., 12-0080
 Duhamel, L., 04-0136, 10-1269, 17-0315
 Duhamel, P., 04-0136, 16-0285, 16-0286
 Duhl-Emswiler, B.A., 16-1324
 Duijvestijn, M.J., 05-0223
 Duisberg, C., 11-0380
 Dujardin, R., 12-0567
 Duke, A.J., 15-2213, 15-2215, 17-0421, 17-0499, 17-0502, 17-0510, 17-0516
 Duke, C.V.A., 13-0147, 13-0256
 Dull, D.L., 04-0105
 Dumas, F., 15-1045, 16-1078
 Dumeunier, R., 16-1618
 Dumont, W., 15-1114, 18-0133, 18-0235
 Dumpis, Yu. Ya., 19-1279
 Dumsha, T.C., 16-1593
 Duňach, E., 15-1236, 15-1388, 16-0850, 18-0151, 19-1384, 19-1495
 Duncan Jr., S., 11-0371
 Duncan, A.P., 15-1136
 Duncan, F.J., 05-0333
 Duncan, J.A., 18-0611
 Duncan, J.H., 05-0187
 Duncan, M.P., 19-0480, 19-0844
 Duncan, P., 14-0033
 Duncan, P., 14-0328
 Duncan, S.M., 07-0102, 15-2022
 Duncan, W.G., 15-2219
 Dunetz, J.R., 12-0525
 Dunford, H.B., 02-0387
 Dunitz, J.D., 02-0228, 02-0283, 03-0045, 04-0041, 04-0295, 04-0318, 04-0387, 04-0452, 04-0453, 05-0191, 05-0192
 Dunkelblum, E., 15-0647, 15-0650
 Dunkin, I.R., 05-0203
 Dunlap, M.S., 19-1676
 Dunlap, N.K., 15-1092
 Dunlap, R.P., 06-0076, 19-1765
 Dunlop, A.K., 03-0160
 Dunn, A.D., 15-1943, 16-0200, 16-0433, 16-1250
 Dunn, G.E., 12-0638
 Dunn, J.A., 05-0384
 Dunn, K., 12-0614
 Dunne, A.M., 18-0800
 Dunne, E.C., 16-1271
 Dunne, K., 05-0061, 18-0748
 Dünnebacke, D., 05-0237
 Dunnigan, D.A., 10-1582
 Dunning, J.E., 17-0247
 Dünwald, T., 16-1500, 16-2065
 Dunogues, J., 12-0316, 12-0428, 15-1175, 16-0743
 Duong, T., 19-0604
 Dupau, P., 07-0122
 Dupont, J., 09-0110, 13-0297, 13-0397, 13-0401, 13-0475, 15-0798
 Dupont, R., 10-1454
 Duprat, F., 14-0231
 Dupré, D., 13-0342, 15-1163
 DuPriest, M.T., 10-1728
 Duprilot, J., 10-1854
 Dupuis, C., 19-1622
 Dupuis, D., 10-1640
 Dupuis, J., 19-1532
 Dupuy, C., 15-1142
 Dupuy, W.E., 10-0203, 18-0048
 Duquesne, A., 12-0465
 Duraisamy, M., 05-0356, 14-0378
 Duran, M., 02-0154
 Durand, R., 19-0247
 Durandetta, J.L., 10-1738
 Durandetti, M., 10-1397, 13-0304, 13-0344, 16-0570, 16-0716
 Durant, A., 16-0578
 Durbut, P., 15-1795
 Durden, D.A., 16-0367
 Durham, D.L., 14-0232
 Durham, L.J., 19-0361
 Durig, J.R., 04-0382
 Durr, R., 15-0324
 Dürr, H., 02-0052, 02-0243, 05-0404, 07-0045, 15-2322, 18-0469, 18-0470, 18-0643
 Durrant, J.L.A., 15-1641
 Durst, H.D., 03-0101, 10-0462, 16-0361
 Durst, T., 04-0220, 05-0099, 05-0110, 05-0119, 05-0145, 05-0198, 05-0199, 08-0014, 10-1447, 10-1656, 12-0183, 12-0390, 12-0415, 13-0161, 16-1013, 16-1194, 16-1195, 16-1376, 16-1379, 16-2033, 18-0143, 19-0638, 19-0842
 Dushenko, G.A., 18-0540
 Dusich, C.L., 12-0167
 Dusold, L.R., 17-0262
 Duspara, P.A., 04-0454
 Dussault, P., 19-0717
 Dussault, P.H., 19-1423
 Dussin, G., 10-1384
 Dust, J.M., 14-0089
 Dustman, C.K., 05-0099
 Dustman, J.A., 19-0525
 Duthaler, R.O., 16-0684
 Dutheil, G., 16-1280
 Dutler, H., 18-0111
 Dutler, R., 10-0280
 Dutly, A., 11-0096
 Dutra, G.A., 10-1344
 Dutron-Woitrin, F., 19-1795
 Dütsch, H.R., 14-0093
 Dutta, J., 15-0480, 15-0582
 Dutta, M.P., 19-1694
 Dutta, P., 10-1223, 16-1524, 16-1829
 Dutta, V.P., 15-1562
 Duursma, A., 15-1131, 15-1138
 Duval, D., 15-0038
 Duval, X., 04-0136
 DuVernet, R.B., 02-0295
 Dux III, F., 19-1295
 Dux, F.J., 10-0803
 Duygu, A.N., 16-0986
 Duynstee, E.F.J., 10-0422
 Dvolaitzky, M., 19-1295
 Dvorak, D., 16-2100
 Dvoretzky, I., 05-0377, 12-0383, 19-0418
 Dvorko, G.F., 10-0033, 10-0406
 Dvornikova, E., 11-0281
 Dvořák, D., 15-0918
 Dwyer, F.G., 11-0052
 Dwyer, J., 15-0970
 Dyadyusha, G.G., 15-0092
 Dyall, L.K., 05-0404
 Dyatkin, B.L., 15-0072
 Dyatkina, M.E., 05-0285
 Dyck, J., 13-0491
 Dyckman, A.J., 15-0775, 15-0842
 Dye, J.L., 15-0540
 Dyker, G., 13-0338
 Dykstra, R.R., 05-0181
 Dyson, P.J., 09-0109, 15-0525, 15-0531
 Dymaev, K.M., 08-0217
 Dzhemilev, U.M., 10-1438, 15-0704, 15-0706, 15-2195, 15-2429
 Dzidic, I., 08-0225
 Dzielenziak, A., 19-0138

- Dzierba, C.D., 16-1457
 Dzyuba, S.V., 09-0118
- Eaborn, C., 11-0011, 11-0032, 11-0045, 11-0073, 11-0084, 11-0085, 12-0045, 12-0279, 12-0476, 13-0616
- Eachus, S.W., 02-0258
- Eaddy, J.F., 16-1780
- Eadon, G., 19-0213
- Earl, G.W., 10-0285
- Earl, H.A., 10-0378
- Earle, M.J., 09-0109, 13-0415
- Earle, R.B., 13-0006
- Early, T.R., 13-0177, 13-0407, 13-0492
- Easdon, J.C., 15-0004, 15-0033
- Eash, K.J., 16-0075, 16-0172, 18-0140
- Eason, R.G., 02-0071
- East, S.P., 04-0237
- Eastham, J.F., 12-0392, 18-0001, 18-0124, 18-0177, 18-0188
- Eastment, P., 08-0186
- Eastmond, R., 14-0317
- Easton, C.J., 03-0186, 14-0097, 15-0104, 15-1939
- Eastwood, F.W., 17-0343, 18-0519, 18-0520, 18-0688
- Eaton, D.F., 07-0039
- Eaton, B.E., 15-2363
- Eaton, D.L., 15-2394
- Eaton, G., 12-0654
- Eaton, J.T., 16-0137, 16-1775
- Eaton, P., 15-2004
- Eaton, P.E., 04-0441, 04-0443, 04-0520, 07-0064, 10-0046, 11-0155, 13-0645, 15-2238, 18-0067, 18-0528, 18-0838, 18-0839, 19-0771
- Eaton, S.S., 04-0216
- Eatough, D.J., 03-0101
- Ebata, K., 04-0503, 04-0518
- Ebbesen, T.W., 18-0225
- Ebel, H.F., 05-0099
- Ebeling, G., 13-0401
- Eberbach, W., 15-2196
- Eberhard, J.K., 11-0448
- Eberhard, M.R., 13-0401
- Eberhardt, G.G., 12-0392, 15-0724
- Eberhardt, W.H., 16-0028
- Eberius, K.W., 02-0227
- Eberle, M.K., 16-1061, 16-1922
- Eberlein, T.H., 10-0995
- Eberlin, M.N., 11-0071, 16-1350, 18-0655
- Ebersberger, J., 11-0350
- Ebersson, L., 06-0027, 08-0178, 11-0101, 14-0415, 19-0004
- Ebert, C., 17-0152
- Ebert, G.W., 10-1222, 12-0597
- Ebert, H.M., 16-1786
- Ebine, S., 13-0218
- Ebitani, K., 15-1745, 15-1791, 16-0149, 19-0120
- Ebner, M., 16-1827
- Ebrahim, S., 15-1814
- Ebrahimi, S., 10-0809, 10-0936, 16-0175, 16-0160, 16-0166
- Eby, P., 15-0162
- Eby, P.S., 19-1729
- Echavarren, A.M., 10-1472, 12-0276, 13-0378, 13-0523, 13-0619, 15-0776, 15-0818, 15-0820, 15-2392, 19-1173
- Echegoyen, L., 05-0212
- Echevarren, E.M., 10-1361
- Echigo, Y., 10-1089
- Eck, D.L., 17-0035
- Eckart, M.D., 18-0040
- Ecker, J.R., 15-1827
- Ecker, R., appendixA-0023
- Eckert, C.A., 10-0411, 15-0614, 15-2096
- Eckert, M., 19-0238
- Eckert-Maksić, M., 02-0082, 02-0348, 02-0353, 11-0078
- Eckes, H., 15-2047
- Eckes, L., 05-0067
- Eckhardt, W., 01-0044
- Eda, T., 16-1261
- Eda, Y., 12-0656
- Edelstein, J., 04-0080
- Edens, M., 10-0232
- Eder, U., 16-1072
- Edgar, M., 04-0314
- Edge, D.J., 18-0072
- Edgecombe, K.E., 01-0029
- Edgington, D.N., 10-0398
- Edison, D.H., 17-0006
- Edman, C., 16-0317
- Edmison, M.T., 14-0127
- Edmonds, P., 07-0067
- Edmondson, P.B., 01-0097
- Edmondson, S.D., 13-0193
- Edward, J.T., 08-0123, 08-0164, 16-0119, 19-1469
- Edwards Jr., W.R., 11-0440, 16-1937
- Edwards, A., 08-0147
- Edwards, A.G., 10-0430, 10-0444
- Edwards, A.J., 16-1276
- Edwards, B.E., 16-0203, 16-0206
- Edwards, G.L., 15-1685
- Edwards, J.D., 12-0348
- Edwards, J.K., 16-1172
- Edwards, J.O., 10-0348, 10-0361, 10-0363, 15-1743, 15-1766, 15-1768, 15-1786, 19-0010, 19-0255
- Edwards, J.P., 15-2334, 15-2337, 16-0924
- Edwards, K., 15-1677
- Edwards, L.G., 15-2441
- Edwards, M.L., 10-0899
- Edwards, O.E., 10-0268
- Edwards, S.D., 18-0815
- Eeckhaut, A., 19-1328
- Eeshwaraiiah, B., 15-1340
- Effenberger, F., 10-0688, 10-1033, 11-0013, 11-0046, 11-0139, 11-0216, 11-0375, 11-0434, 11-0448, 11-0508, 11-0547, 13-0083, 13-0752
- Effio, A., 16-0318, 18-0073
- Efimova, I.V., 12-0524, 15-0372
- Efraty, A., 02-0227
- Efros, L.S., 02-0124
- Ege, G., 17-0507
- Eggensperger, H., 10-1075
- Egger, K.W., 15-0059, 15-2210, 17-0122, 17-0495
- Eggerding, D., 02-0346
- Eggers, M.D., 10-0306
- Eggestad, J., 03-0107
- Egi, M., 16-1976
- Egli, H., 19-0470
- Egli, M., 04-0164
- Egli, R.A., 11-0650, 19-1170
- Egorochkin, A.N., 03-0037, 09-0020
- Egorov, M.P., 13-0008
- Eguchi, K., 19-1354
- Eguchi, S., 10-1322
- Ehler, D.F., 19-1505
- Ehlers, A.W., 15-2072
- Ehlers, J., 04-0175
- Ehmann, W.J., 15-0467
- Eholzer, U., 17-0479
- Ehrenberg, M., 01-0066
- Ehrenkauffer, R.E., 16-0371, 19-1203
- Ehrensou, S., 09-0037, 09-0047, 09-0051, 09-0054
- Ehrentraut, A., 13-0483
- Ehrlich, P., 16-1254
- Ehrlich, S., 15-0080
- Eibach, F., 19-0027
- Eichberger, M., 15-0314, 15-0343
- Eichel, W., 15-0101
- Eichelmann, H., 10-0840
- Eichenuer, H., 04-0143, 16-1032

- Eicher, T., **02-0204, 04-0477, 16-0464**
- Eichhorn, I., **16-0140**
- Eickemeyer, D.B., **13-0779**
- Eidenschink, R., **15-1977**
- Éidus, Ya.T., **10-1833, 12-0731, 15-1375, 18-0422**
- Eierdanz, H., **15-0094**
- Eigen, M., **08-0097**
- Eigenmann, E.W., **17-0117**
- Eigenmann, H.K., **14-0058**
- Eikawa, M., **19-0593**
- Eilbracht, P., **15-0340, 15-0341, 15-1485**
- Eilers, F., **10-1527**
- Eimer, J., **15-2322, 18-0469, 18-0470**
- Einhorn, C., **10-0473, 10-1150, 15-0190, 16-0840, 19-0189**
- Einhorn, J., **10-0473, 13-0098, 15-0190, 16-0840, 16-0966, 19-0189**
- Einstein, F.W.B., **02-0241**
- Eis, M.J., **10-1563**
- Eisch, J.J., **11-0224, 12-0001, 15-0501, 15-0703, 15-0712, 15-0861, 15-0862, 15-2403, 15-2405, 16-0273, 16-0500, 18-0402, 18-0417**
- Eisele, D., **18-0784**
- Eisele, G., **10-1524**
- Eisen, M.S., **16-0968**
- Eisenberg, R., **05-0222**
- Eisenbraun, E.J., **16-0989, 19-0557, 19-0558**
- Eisenhardt, W., **16-2084**
- Eisenschmid, T.C., **05-0222**
- Eisenstein, O., **01-0048, 10-0364, 15-2406, 19-1063**
- Eisenthal, R., **19-0466, 19-0630**
- Eisler, S., **17-0325**
- Eissenstat, M.A., **10-1653**
- Eiter, K., **17-0303, 17-0305**
- Ejiri, E., **02-0296, 02-0303, 02-0304, 02-0306, 02-0328**
- Ek, F., **13-0675, 13-0725**
- Eklund, L., **15-2039**
- Eklund, R., **18-0352**
- Eksterowicz, J.E., **14-0057**
- Ekworieb, N.N., **19-1128**
- El Ali, B., **12-0748, 15-0341, 15-1385, 15-1403, 15-1466**
- El Bialy, S.A.A., **15-1254**
- El Gaided, M.M., **16-0774**
- El Gharbi, R., **16-1324**
- El Idrissi, M., **19-0371**
- El Kaim, L., **16-0396, 16-1735, 19-1255**
- El Zaizi, A., **11-0646**
- El'yanov, B., **15-0970**
- El-Alaoui, M., **02-0383, 10-0531, 15-0251**
- El-Bassiouny, F.A., **16-1141**
- El-Bouz, M., **15-1112, 15-1114**
- El-Din, A.M.N., **11-0176**
- El-Din, G.N., **16-1281**
- El-Dusouqui, O.M.E., **11-0029**
- El-Fekky, T.A., **10-1839**
- El-Ghanam, A., **15-1403**
- El-Hiti, G.A., **11-0276, 16-0661, 19-0996**
- El-Khrisy, E.A.M., **16-0220**
- El-Mowafy, A.M., **19-1523**
- El-Nasr, M.M.S., **05-0378**
- El-Newaihy, M.F., **16-1141**
- El-Quisairi, A.K., **15-1534**
- El-Saidi, M., **05-0394**
- El-Sayed, M.A., **07-0024**
- El-Telbany, F., **19-1494**
- Elad, D., **11-0594, 15-0050, 15-1353, 15-1354**
- Elam, C., **08-0147**
- Elam, E.U., **16-2080**
- Elangovan, A., **13-0544**
- Elbl, K., **03-0029**
- Eldin, S., **05-0114, 12-0060**
- Eldred, S.E., **16-1732**
- Elemes, Y., **14-0238, 14-0240**
- Eleveld, M.B., **12-0108, 16-0490**
- Elgemeie, G.H., **15-1720**
- Elgendy, S., **12-0332**
- Elguero, J., **02-0348, 02-0415, 02-0423, 08-0012, 08-0228, 19-1350**
- Elia, R.J., **10-0212**
- Elian, M., **15-2210**
- Eliason, R., **10-0571, 10-0534**
- Eliel, E.L., **01-0087, 03-0203, 04-0001, 04-0017, 04-0021, 04-0098, 04-0099, 04-0100, 04-0115, 04-0116, 04-0117, 04-0126, 04-0136, 04-0137, 04-0138, 04-0141, 04-0156, 04-0157, 04-0250, 04-0253, 04-0259, 04-0261, 04-0263, 04-0274, 04-0316, 04-0337, 04-0343, 04-0350, 04-0351, 04-0354, 04-0356, 04-0, 04-0359, 04-0361, 04-0362, 04-0376, 04-0381, 04-0387, 04-0424, 05-0130, 06-0041, 09-0014, 10-0108, 13-0744, 14-0025, 16-0005, 16-0493, 17-0069, 19-1064, 19-1389, 19-1475**
- Eliev, S., **19-1063**
- Elings, J.A., **18-0359**
- Elinson, M.N., **12-0677, 16-0153, 19-1691**
- Eliseenkov, E.V., **06-0029, 14-0128**
- Eliseev, O.L., **10-1851**
- Elix, J.A., **02-0272, 02-0326, 18-0371**
- Elizarov, A.M., **03-0189**
- Elkik, E., **16-1215**
- Ell A.H., **19-0221**
- Ellenberger, S.R., **15-1712**
- Ellencweig, A., **04-0366**
- Ellensohn, R.M., **16-0582**
- Ellern, D.A., **02-0363**
- Ellestad, K.E., **15-0879**
- Ellingboe, J.W., **16-1014**
- Ellinger, C.A., **10-0907**
- Elliott, G.I., **13-0579, 13-0580**
- Elliott, J.D., **10-0992**
- Elliott, R.C., **13-0733**
- Elliott, R.L., **02-0274**
- Elliott, S.P., **15-2209, 15-2221**
- Ellis, D.D., **04-0249**
- Ellis, D.J., **15-0525, 15-0531**
- Ellis, G.P., **13-0268**
- Ellis, J.E., **16-1065**
- Ellis, R.J., **16-1234, 16-1237**
- Ellis, W.W., **16-1473**
- Ellison, F.O., **01-0002**
- Ellison, G.B., **01-0025, 01-0088, 02-0024, 05-0132, 05-0269, 05-0273, 10-0491, 17-0120**
- Ellison, J.J., **05-0175**
- Ellman, J.A., **10-0847, 15-092, 15-2065, 16-0895, 16-0896, 16-1823, 19-0829**
- Ellsworth, E.L., **10-1355, 10-1367, 10-1375, 12-0570, 15-0708, 15-1067, 15-1082**
- Ellzey Jr., M.L., **02-0128**
- Elmasmodi, A., **18-0382**
- Elmore, S.W., **18-0598**
- Elmorsy, S.S., **10-1028**
- Elofson, R.M., **13-0689, 13-0740, 13-0747**
- Elphimoff-Felkin, I., **19-1361**
- Elpiner, I.E., **07-0077**
- Elschenbroich, C., **05-0145**
- Elsenbaumer, R.L., **16-0540**
- Elsevier, C.J., **10-1349, 10-1363**
- Elsinger, F., **10-1175**
- Elsom, L.F., **14-0370, 14-0371**
- Elson, I.H., **14-0044**
- Elson, K.E., **10-0705**
- Elvidge, J.A., **11-0113, 16-0426**
- Elving, P.J., **08-0007, 08-0039**
- Elworthy, T.R., **10-1348, 15-1344**
- Emami, R., **12-0070**
- Emanuel, C.J., **14-0070**
- Emch, J.D., **16-1352**

- Emeric, G., **18-0318**
 Emerschitz, T., **16-0476**
 Emerson, G.F., **02-0229**
 Emerson, M.T., **03-0009**
 Emerson, T.R., **16-0275**
 Emilsson, P., **13-0415**
 Emme, I., **16-0774**
 Emmerich, D.J., **12-0294**,
 15-0291
 Emmons, W.D., **15-1727**,
 16-1305, **18-0365**, **19-0766**
 Emrani, J., **18-0677**
 Emrich, D.E., **15-0960**
 Emrich, R., **04-0437**
 Emrullahoglu, M., **13-0349**
 Emsley, J., **03-0010**, **03-0028**,
 03-0043, **10-0713**, **16-0456**,
 16-1886
 Enami, H., **12-0547**
 Enayat, E.I., **16-1141**
 Encarnación, L.A.A., **15-2161**
 Encina, M.V., **07-0047**
 Endate, K., **10-1258**
 Enders, D., **04-0143**, **10-0753**,
 10-1592, **10-1660**, **10-1661**,
 10-1721, **15-0994**, **15-1042**,
 15-1347, **15-1368**, **15-1810**,
 16-0091, **16-0724**, **16-0857**,
 16-1032, **16-1057**, **16-1190**,
 18-0703, **19-0501**, **19-1281**,
 19-1683
 Endo, K., **02-0296**, **15-0893**
 Endo, M., **10-1260**, **11-0245**,
 15-1668
 Endo, R., **04-0212**
 Endo, T., **05-0084**, **19-1670**
 Endo, Y.J., **04-0276**
 Engbert, T., **10-0317**
 Engberts, J.B.F.N., **02-0406**,
 09-0092, **10-0445**, **14-0404**,
 15-2008, **15-2019**, **15-2029**,
 15-2030, **15-2035**, **19-1252**,
 19-1587
 Engdahl, C., **18-0009**
 Engel, C.R., **16-1697**
 Engel, J., **04-0271**
 Engel, P.S., **05-0292**, **05-0298**,
 05-0310, **07-0030**, **14-0002**,
 14-0067, **14-0074**, **14-0146**,
 17-0508
 Engeldinger, E., **03-0179**
 Engelking, P.C., **05-0132**,
 05-0273, **05-0399**
 Engelsma, J.W., **14-0127**
 Engenito Jr., J.S., **11-0191**
 Engesser, K.-H., **19-0546**
 England, D.C., **15-1503**,
 16-0456
 England, M.D., **18-0406**
 England, W.P., **18-0620**
- Engler, E.M., **10-0281**, **18-0118**
 English Jr., J., **17-0408**
 English, R.B., **03-0200**
 Engman, A.M., **19-1454**
 Engman, L., **15-1239**, **15-1261**,
 17-0380
 Enholm, E.J., **15-1051**, **16-0871**,
 19-1010, **19-1315**, **19-1697**
 Enikolopiyan, N.S., **10-0494**
 Enisov, E.T., **14-0195**
 Enkelmann, V., **11-0419**
 Enomoto, K., **08-0101**, **16-0209**
 Enomoto, M., **12-0069**
 Enriquez-Rios, V., **10-0893**
 Ensley, H., **12-0251**
 Entelis, S.G., **16-0190**
 Entreken, E.E., **19-1091**
 Entwistle, I.D., **15-0518**,
 19-1102, **19-1200**, **19-1223**,
 19-1232
 Epa, W.R., **12-0269**, **15-0230**,
 19-0481
 Ephritikhine, M., **16-0968**,
 19-1727
 Epifano, F., **10-0563**, **0-0925**,
 12-0723, **15-1365**, **15-1625**,
 16-0149, **16-1842**, **19-0668**,
 19-1726
 Epiotis, N.D., **05-0121**,
 15-2044, **15-2105**
 Epling, G.A., **15-0538**
 Epple, G., **11-0434**
 Epple, R., **07-0122**
 Eppley, R.L., **13-0650**
 Epsstein, L.M., **03-0014**,
 08-0217
 Epstein, O.L., **10-1496**
 Epstein, W.W., **19-0638**
 Equoy, O., **10-1550**, **15-1266**,
 17-0218
 Erashko, V.I., **10-0483**
 Erdélyi, M., **13-0547**, **13-0550**
 Erden, I., **16-0066**
 Erdik, E., **10-1292**, **12-0507**,
 12-0555, **13-0188**
 Erdman, J., **10-0481**
 Erfort, U., **15-1357**
 Erhan, S.Z., **09-0103**
 Erhardt, J.M., **10-1560**
 Erickson, A.S., **10-1481**
 Erickson, B.W., **10-0559**,
 16-0248, **16-0254**, **16-1816**
 Erickson, G.W., **10-1661**
 Erickson, J.A., **15-2238**
 Erickson, K.C., **16-1670**
 Erickson, M.S., **02-0360**
 Erickson, W.F., **15-0860**,
 18-0396
 Erickson, W.R., **13-0780**
 Ericsson, C., **15-1239**
- Eriks, K., **05-0088**
 Erikson, C.M., **08-0050**
 Eriksson, M., **10-1334**, **10-1365**
 Eriksson, S.O., **16-1592**
 Erivanskaya, L.A., **19-1373**
 Eriyama, Y., **01-0011**
 Erker, G., **16-0292**, **16-1300**
 Erker, T., **13-0272**
 Erlandsson, P., **04-0175**
 Erman, M.B., **16-0340**, **16-2055**
 Erman, W.F., **10-0269**, **18-0098**
 Ermanson, A.V., **12-0506**
 Ermer, O., **02-0216**, **02-0295**,
 04-0504
 Ermolaev, V.L., **07-0028**
 Ernst, A.B., **15-1921**
 Ernst, B., **10-1089**
 Ernst, T.D., **11-0179**
 Erra-Balsells, R., **11-0300**
 Ershadi, A., **11-0288**
 Ershov, B.A., **18-0136**
 Ershov, V.V., **02-0411**, **02-0413**,
 11-0013, **18-0187**
 Ertas, M., **16-1014**
 Ervin, K.M., **10-0016**
 Erykalov, Yu.G., **11-0637**
 Érzyutova, E.I., **14-0287**
 Esashi, Y., **19-1368**
 Esashi, Y., **19-1369**
 Escaffre, P., **15-1381**
 Escale, F., **19-1032**
 Escale, R., **02-0424**
 Eschenmoser, A., **04-0036**,
 04-0041, **10-0015**, **10-0723**,
 10-1175, **12-0035**, **15-0781**,
 15-1927, **16-0402**, **16-0404**,
 17-0411, **17-0418**, **17-0420**,
 19-0250
 Escher, I.H., **15-1136**
 Eschner, M., **10-0430**
 Escolano, C., **15-1240**
 Escribano, A., **15-1006**,
 19-1497
 Escudero-Salas, A., **19-0261**
 Escudié, J., **01-0009**
 Esfandiari, S., **19-1410**
 Eshghi, H., **11-0549**, **16-1646**,
 18-0323
 Eskandari, M.M., **10-1165**
 Eskew, N.L., **10-0900**
 Esлами, S., **16-0234**
 Esmaeili, A.A., **11-0288**
 Esmayilpour, K., **16-1740**
 Espejo de Ochoa, O., **18-0347**
 Espenson, J.H., **10-0645**,
 12-0013, **12-0015**, **16-0085**,
 17-0226, **19-0074**, **19-0299**,
 19-0509, **19-0510**, **19-0715**,
 19-0744
 Espín, M., **13-0066**

- Espinete, P., 12-0280, 13-0366
 Espino, C.G., 12-0228, 12-0229
 Esponet, P., 13-0523
 Esterbrook III, J., 12-0124
 Esteve Jr., R.M., 12-0648
 Esteves, P.M., 11-0119, 11-0236
 Estrella-Jimenez, M., 18-0792
 Esumi, S.-i., 15-2036
 Eswarakrishnan, V., 12-0402, 17-0349
 Etemad-Moghadam, G., 15-1039
 Etemadi, S., 19-0148
 Etheredge, S.J., 10-1636, 15-2126
 Etlis, V.S., 15-1966
 Eto, M., 15-0968
 Etter, J.B., 16-0823
 Etter, M.C., 03-0023, 03-0035, 04-0187
 Etzemüller, J., 15-1927
 Eudy, N.H., 19-1067
 Eulaerts, O., 07-0075, 07-0080
 Eulenberg, A., 15-2278
 Euler, K., 18-0652
 Euranto, E.K., 16-1549, 16-1557, 16-1573
 Eustace, S.J., 12-0089, 12-0417
 Eustache, F., 19-1042
 Eustathopoulos, H., 13-0748
 Evain, E.J., 10-1186, 10-1189
 Evano, G., 10-1493
 Evans Jr., E.A., 04-0253
 Evans Jr., S.A., 10-0653, 10-0900
 Evans, A.C., 02-0310
 Evans, B.J., 19-0850
 Evans, C.A., 05-0211
 Evans, C.M., 16-0030
 Evans, D.A., 04-0140, 10-1638, 10-1640, 10-1726, 12-0221, 12-0230, 12-0460, 15-0580, 15-0604, 15-0656, 15-0696, 15-0698, 15-1688, 15-2063, 15-2064, 15-2297, 16-0240, 16-0733, 16-0997, 16-1003, 16-1013, 16-1015, 16-1018, 16-1053, 16-1144, 16-1145, 16-1161, 16-2180, 18-0601, 18-0737, 19-0501, 19-0968, 19-1056
 Evans, D.F., 05-0165
 Evans, E., 10-0208
 Evans, E.A., 11-0113, 16-1944
 Evans, F.E., 04-0389
 Evans, G.L., 16-0205
 Evans, G.R., 15-2102
 Evans, J.C., 05-0015
 Evans, J.W., 10-0847
 Evans, M.A., 15-2181
 Evans, M.B., 10-0792
 Evans, P., 15-1435
 Evans, P.A., 10-0607, 10-0886, 10-0903, 10-1468, 10-1469, 18-0299, 19-0054
 Evans, R.D., 15-1543, 19-0733
 Evans, R.J., 19-0425
 Evans, S.A., 04-0362
 Evans, S.V., 04-0142
 Evans, W.D., 14-0130
 Evans, W.G., 03-0055
 Evans, W.J., 02-0254, 16-0659
 Evans, W.L., 05-0071, 08-0121
 Evanseck, J.D., 10-0020
 Everett, J.R., 04-0338
 Everly, C.R., 14-0043
 Evers, M., 10-0797, 10-0798
 Evstigneeva, R.P., 19-1801
 Evtushenko, N.Yu., 10-0406
 Ewing, D.F., 09-0019
 Ewing, G.J., 10-0543
 Ewing, M., 16-1581
 Exner, J.H., 12-0412
 Exner, O., 01-0034, 01-0035, 01-0042, 02-0058, 08-0170, 08-0171, 09-0016, 09-0020, 09-0040, 11-0087, 18-0286
 Eyer, M., 16-1149
 Eymann, W., 10-0250
 Eynde, J.J.V., 10-0610
 Eyring, H., 04-0126, 04-0268
 Ezhaya, A., 19-0450
 Ezoe, A., 16-0711
 Ezquerria, J., 19-1497
 Fabbrini, M., 19-0187
 Faber, D., 18-0087
 Faber, K., 04-0198, 10-0703, 16-1687, 19-1022
 Fabian, J., 07-0003
 Fabian, M.A., 04-0375
 Fabian, W., 02-0223
 Fabian, W.M.F., 02-0425
 Fabiano, E., 10-0898
 Fabienke, E., 16-2158
 Fabre, A., 14-0298
 Fabre, C., 12-0695
 Fabre, O., 07-0082
 Fabre, P., 12-0341
 Fabricius, D.M., 18-0613
 Fabrizi, G., 13-0149, 13-0230, 13-0407, 15-0245, 16-1983, 18-0356
 Faburada, A.L., 10-0481
 Facchetti, A., 10-1597
 Facelli, J.C., 02-0218
 Fache, F., 10-0605, 10-0884, 10-0976, 12-0165, 16-1778, 19-0533
 Fadaei, Z., 16-1629
 Fadel, A., 19-1730
 Fadel, R., 15-0562
 Fadini, L., 15-1320, 19-0221
 Fagan, J.F., 10-0060
 Fagan, M.W., 01-0087
 Fagan, P.J., 15-0820
 Fager, J.H., 19-0440
 Fagerli, A.K., 02-0431
 Faghieh, R., 04-0206
 Fagnou, K., 10-0666, 13-0441
 Fahey, R.C., 06-0083, 15-0003, 15-0005, 15-0013, 15-0019, 15-0030, 15-0031, 15-0033
 Fährdrich, B., 15-2304
 Fahrenheit, S.R., 14-0034, 17-0090
 Faid-Allah, H., 16-0433
 Faigl, F., 17-0209
 Fain, D., 12-0666
 Fain, D., 10-1070
 Fainberg, A.H., 10-0055, 10-0066, 10-0282, 10-0419, 10-0430
 Fainzil'berg, A.A., 05-0327, 10-0483
 Fairlamb, I.J.S., 13-0480
 Fairlie, D.P., 15-1361, 19-1759
 Fairlie, J.C., 19-1338
 Fairweather, N., 14-0035
 Faita, G., 15-0961, 18-0708
 Fajfer, J., 11-0313
 Fajgar, R., 19-0363, 19-0381
 Fakultatea, K., 16-0832
 Falbe, J., 10-1837, 10-1838, 15-1375, 15-1464, 15-1477, 15-1485
 Falck, J.R., 10-0795, 10-1380, 10-1420, 10-1798, 13-0346, 15-0252, 16-1181, 16-1369, 16-1381, 17-0316, 19-0523
 Falgayrac, G., 15-1163
 Falguières, A., 16-0646
 Falk, F., 17-0149
 Falkehag, I., 19-0269
 Fall, M.J., 15-2297
 Fallah, A., 15-0383
 Faller, J.W., 10-1466, 15-0431, 15-2065
 Faller, P., 19-0241
 Fallis, A.E., 14-0324
 Fallis, A.G., 04-0082, 15-1222, 15-1395, 15-1854, 15-1980, 15-2058, 15-2080, 16-2032
 Falomir, E., 16-0996
 Falorni, M., 19-1073
 Faltin, C., 16-0770
 Falvey, D.E., 05-0409, 05-0410
 Familoni, O.B., 10-1283, 13-0326
 Fan, B.-M., 19-1028

- Fan, C.-A., **13-0162, 16-0298, 19-0082, 19-1673**
 Fan, C.A., **18-0134, 18-0154, 18-0157**
 Fan, D., **16-1932**
 Fan, D.-p., **10-0864**
 Fan, H., **15-2268**
 Fan, J., **16-1037**
 Fan, K., **15-0966**
 Fan, O.-H., **16-0691**
 Fan, Q.-H., **15-0604, 16-1012**
 Fan, Q.H., **15-0613**
 Fan, R., **16-2091, 19-0535**
 Fan, R.-H., **10-0578, 10-0675, 10-0958, 10-1173, 10-1573**
 Fan, W.-Q., **11-0066**
 Fan, X., **16-0684, 16-1644**
 Fan, Y., **16-1097, 16-2129**
 Fañanas, F.J., **12-0409**
 Fancelli, D., **13-0582**
 Fang, G., **16-0949, 18-0800**
 Fang, J., **19-0452**
 Fang, J.-M., **14-0278, 16-0336, 19-1648, 19-1670**
 Fang, L., **15-1157**
 Fang, M.M., **07-0070**
 Fang, W.-H., **15-2333**
 Fang, W.-k., **18-0298**
 Fang, X., **10-0948, 16-0745, 16-0899, 16-0912, 19-0175, 19-0679**
 Fang, Y., **10-1675**
 Fanta, P.E., **13-0455, 16-2163**
 Fantin, G., **15-1791, 19-0232, 19-0872**
 Fantoni, A.C., **03-0031**
 Fanwick, P.E., **15-0973**
 Fara, D.C., **10-0215**
 Faraci, G., **11-0262**
 Farah, B.S., **16-0439**
 Farah, J.P.S., **10-0529**
 Faraone, F., **10-1453, 15-1136**
 Farcas, S., **16-1363**
 Fărcașiu, D., **05-0013, 06-0021, 10-0038, 10-0083, 11-0012, 18-0046, 18-0052, 18-0118**
 Farhadi, S., **14-0422**
 Farid, S., **01-0101, 07-0054, 15-2252**
 Farina, M., **04-0001**
 Farina, V., **12-0256, 12-0259, 12-0267, 12-0276**
 Farkas, L.V., **10-0995**
 Farkas, M.E., **11-0439**
 Farley, E.N., **02-0327**
 Farlow, R.A., **18-0220**
 Farmer, P.J., **05-0253**
 Färnegårdh, K., **15-1664**
 Farneth, W., **07-0019, 07-0021**
 Farnetti, E., **19-0960**
 Farnig, L.O., **16-2146**
 Farnham, W.B., **10-0190, 12-0629, 18-0842**
 Farnoux, C.C., **16-0425**
 Farnsworth, M.V., **15-0249, 15-2441**
 Farnum, D.G., **02-0197, 05-0089, 10-0182, 10-0188, 15-2172, 16-2080**
 Farnum, W.B., **10-0191**
 Farooq, O., **11-0487, 12-0341, 14-0169, 17-0169, 18-0117**
 Farooq, S., **10-0015**
 Farooqi, J.A., **11-0608**
 Farquhar, D., **02-0317**
 Farrall, M.J., **16-1379**
 Farrant, G.C., **15-2437**
 Farrar, A.C., **12-0436**
 Farrar, W.V., **16-0265**
 Farrell, P.G., **11-0013, 17-0064**
 Farrington, E.J., **13-0440**
 Farrington, G., **07-0044**
 Farrokhi, A., **19-0080, 19-0866**
 Farrugia, L., **16-0760**
 Farthing, C.N., **16-1276**
 Fasel, J., **18-0855**
 Fasihi, J., **10-0897**
 Fasihi, J., **16-1615**
 Fassberg, J., **10-0240**
 Fassina, V., **18-0781**
 Fässler, R., **16-0551, 16-0928**
 Fastabend, U., **15-2172**
 Fataftah, Z.A., **04-0512**
 Fathi, R., **13-0443, 13-0548**
 Fatiadi, A.J., **03-0097, 10-1577, 10-1785, 15-0071, 15-1657, 16-1628, 19-0010, 19-0311**
 Fatiadi, K., **17-0424**
 Fatland, A.W., **15-2363**
 Fato, M., **18-0847**
 Fattahi, A., **08-0134**
 Fattal, E., **18-0091**
 Fattuoni, C., **01-0104**
 Faubl, H., **04-0493**
 Faul, M.M., **10-0857, 15-2297**
 Faulconer, J.M., **12-0706**
 Faulkner, D.J., **18-0676**
 Faulks, S.J., **12-0659**
 Faunce, J.A., **16-1032**
 Fauré-Tromeur, M., **17-0237**
 Faust, R., **02-0023**
 Faustini, F., **10-1179**
 Fausto, R., **04-0297**
 Fauth, D.J., **15-0417**
 Fauvarque, J., **12-0583, 16-0531, 16-0540**
 Fava, A., **02-0089, 04-0470, 10-0084, 16-1402, 16-2138, 18-0727**
 Favero, L., **10-0953, 10-0954, 10-1564**
 Favi, G., **15-2174**
 Favini, G., **10-0242**
 Favorskii, A., **18-0178**
 Favre, A., **16-1655**
 Favreau, D., **19-1479**
 Fay, J.N., **15-2034**
 Fazakerley, V., **05-0165**
 Fazal, A.N., **10-1469**
 Fazio, A., **15-0361, 15-0919, 15-0304**
 Feast, W.J., **18-0756**
 Feaster, J.E., **19-1134**
 Featherman, S.I., **01-0087**
 Fechter, M.H., **16-1424**
 Fedder, J.H., **16-1872**
 Fede, J.-M., **05-0368, 12-0346**
 Fedenok, L.G., **14-0319**
 Fedin, V.P., **02-0166**
 Fedor, L.R., **15-0195, 16-0020, 16-0025, 17-0046, 17-0047, 17-0052**
 Fedorov, A.Yu., **13-0210**
 Fedorova, A.V., **15-0222**
 Fedorovich, A.D., **18-0526, 18-0556**
 Fedoruk, N.A., **19-1410**
 Fedoryński, M., **10-1580**
 Fedrick, J.L., **13-0071**
 Feducovich, S.K., **16-0153, 19-1691**
 Feeder, N., **02-0076, 04-0454**
 Feely, W., **17-0182**
 Feenstra, R.W., **07-0120**
 Fehner, J.R., **14-0161**
 Fehner, T.P., **15-0637**
 Fehr, C., **12-0425, 16-1928**
 Feig, G., **14-0264**
 Feigel, M., **10-0056**
 Feigl, F., **11-0633**
 Feigon, J.F., **11-0028**
 Feiler, L.A., **15-2185, 15-2186, 15-2212, 15-2216, 15-2225**
 Feit, B., **05-0135**
 Feit, I.N., **17-0083, 17-0092, 17-0092, 17-0101, 17-0116**
 Feiten, H.-J., **19-0543, 19-0544, 19-0546**
 Feitler, D., **16-1799**
 Fel'dblyum, V.Sh., **15-0790**
 Feld, D., **18-0727**
 Felder, M., **19-1149**
 Felder, P., **05-0324**
 Feldman, D., **10-0455**
 Feldman, J., **18-0836**
 Feldmann, R., **15-2437**
 Feldus, S., **08-0175**

- Felix, D., **04-0036, 12-0035, 15-1384, 15-1927, 17-0418, 17-0420**
- Felix, L.A., **12-0472**
- Felix, L.de A., **16-0233**
- Felker, D. 8, **16-1425**
- Felker, P.M., **03-0072**
- Felkin, H., **04-0139, 04-0169, 10-0208, 10-1511, 15-0861, 15-0867, 18-0413, 19-0061**
- Felkin, H., **19-1233**
- Fell, B., **12-0480, 12-0554, 15-1484, 15-1486**
- Fellenberger, K., **10-1536, 18-0510, 18-0730**
- Fellmann, J.D., **10-0916**
- Fellmann, P., **16-1014**
- Fellous, R., **09-0075**
- Fellows, C.A., **13-0621**
- Felplin, F.-X., **16-0578**
- Felt, G.R., **10-0076**
- Felt, G.R., **10-0078**
- Feltkamp, H., **04-0264**
- Feltman, T.L., **11-0371**
- Felton, S.M., **16-1847**
- Femoni, C., **04-0087, 16-0926**
- Feng, A., **15-1397**
- Feng, J.-C., **16-0054, 19-1090**
- Feng, L., **18-0492**
- Feng, L.-C., **16-1005, 16-1108**
- Feng, M.S., **06-0071**
- Feng, R.H.C., **14-0040**
- Feng, S.-Q., **10-0879**
- Feng, X., **15-2127, 16-0684, 16-1427, 16-1428, 16-1433, 16-1438, 16-1438**
- Feng, Y., **01-0111, 19-1031, 19-1039, 19-1675**
- Feng, Y.-S., **10-1864, 16-0785, 16-0789**
- Feng, Y.-Y., **16-1173**
- Fenichel, L., **15-1042**
- Fenoglio, D.J., **04-0295**
- Fenselau, A.H., **19-0160**
- Fensterbank, L., **15-0834, 15-1273**
- Fenteany, G., **13-0111**
- Fentiman Jr., A.F., **10-0140**
- Fentiman, A., **11-0576**
- Fenton, G., **19-1515, 19-1625**
- Fenton, S.W., **14-0040**
- Fenwick, A., **16-2111**
- Fenwick, D.R., **13-0261**
- Fenwick, J., **18-0224**
- Fenzl, W., **15-1183**
- Feoktistov, L.G., **19-0955, 19-1317**
- Ferappi, M., **11-0334**
- Ferber, P.H., **10-0134, 10-0170**
- Ferguson, C.P., **01-0087**
- Ferguson, D.C., **19-0935**
- Ferguson, G., **02-0060, 03-0139**
- Ferguson, J.W., **18-0036**
- Ferguson, L.N., **19-0423**
- Ferguson, R., **18-0872, 18-0873**
- Ferguson, R.R., **14-0297, 15-0847**
- Fergusson, S.B., **10-1861**
- Feringa, B.L., **04-0205, 07-0061, 10-1374, 15-0387, 15-0604, 15-1019, 15-1103, 15-1125, 15-1131, 15-1136, 15-1138, 19-0536**
- Ferland, J.M., **19-1469**
- Fernández, A., **15-1006**
- Fernamberg, K., **05-0352**
- Fernandes, E., **18-0642**
- Fernandes, M.A., **18-0786**
- Fernandes, R.A., **16-0871, 16-0911, 19-0077**
- Fernandes, S.A., **18-0655**
- Fernandex, X., **16-0225**
- Fernández-Fano, R., **16-0501**
- Fernandez, E., **18-0278**
- Fernandez, I., **19-1250**
- Fernández, E., **15-1481**
- Fernández, I., **16-0073, 19-0120**
- Fernández, J.M., **16-1422**
- Fernández, M., **10-1572**
- Fernández, R., **19-0300**
- Fernández, S., **19-0317**
- Fernández-Hernandez, J.M., **15-2384**
- Fernández-Ibáñez, M.Á., **10-1800**
- Fernández-Mateos, A., **10-0133**
- Fernandez-Picot, I., **14-0420**
- Fernández-Rivas, C., **12-0276, 15-0776**
- Fernández-Simón, J.L., **16-0500**
- Fernelius, W.C., **04-0098**
- Fernholt, L., **02-0030, 03-0050, 04-0283, 04-0317**
- Feroci, M., **10-0785, 12-0745, 12-0752, 16-0436**
- Ferraboschi, P., **15-0520, 19-1091**
- Ferraccioli, R., **13-0228**
- Ferrand, E.F., **10-0490**
- Ferrand, Y., **15-2307**
- Ferrara, D.M., **11-0092**
- Ferrara, M., **16-0947, 16-0949, 18-0800**
- Ferraris, D., **16-2105, 19-1273**
- Ferraz, H.M., **18-0210**
- Ferraz, H.M.C., **15-0277, 15-1770, 19-0581, 19-0594**
- Ferreira, A.B., **18-0855**
- Ferreira, E.M., **15-0592**
- Ferreira, J.T.B., **10-0785, 16-0583**
- Ferreira, J.T.B., **19-1425**
- Ferreira, P., **19-0192**
- Ferreira, V.F., **16-0831**
- Ferreiro, M.J., **04-0108**
- Ferrell, T.M., **19-0377**
- Ferrer, M., **19-0384**
- Ferrer, P., **16-1289**
- Ferreri, C., **10-1151, 10-1209, 14-0018, 15-0067, 15-1219, 16-0147, 19-1403**
- Ferrero, L., **19-1245**
- Ferrier, B.M., **18-0640**
- Ferrieri, R.A., **14-0051**
- Ferrini, P.G., **17-0504**
- Ferris, A.F., **17-0453, 17-0457, 19-1174**
- Ferris, D.C., **08-0219**
- Ferris, J.P., **12-0647, 16-1460**
- Ferrrou, C., **16-0646**
- Fersht, A.R., **16-0032**
- Fersht, A.R., **16-1517**
- Fershtandig, L.L., **03-0058**
- Ferwanah, A.-R.S., **13-0636**
- Fessenden, R., **16-1901**
- Fessenden, R.W., **02-0101, 05-0273, 05-0280**
- Fessner, W., **05-0085, 15-2232, 19-0068**
- Fétizon, M., **16-0251**
- Fettes, A., **16-1054**
- Fetouhi, M., **15-1403**
- Fetzer, U., **17-0479**
- Feuer, B.I., **12-0234**
- Feuer, H., **07-0053, 10-0585, 10-0640, 10-0968, 10-1001, 10-1479, 11-0119, 11-0132, 12-0207, 12-0208, 12-0713, 13-0008, 13-0074, 13-0722, 15-1004, 16-0107, 16-0397, 16-1149, 17-0113, 19-0763, 19-0776, 19-1150, 19-1227, 19-1235, 19-1532**
- Feuer, J., **15-2044, 15-2103**
- Feuerstein, M., **10-0886, 13-0367, 13-0399, 13-0401, 13-0539, 13-0560, 16-1798**
- Feuttrill, G.I., **10-0799**
- Fevig, T.L., **15-1197**
- Fey, P., **10-1661**
- Fey, T., **19-0190, 19-0191**
- Feyen, P., **18-0019**
- Feytmants-de Medicis, E., **16-0098**
- Fiandanese, V., **10-1325, 10-1770, 16-1924, 16-1929, 17-0031, 17-0056**
- Fiaschi, R., **16-0442, 17-0188**
- Fiaud, J., **10-1439**

- Fiaud, J.C., **04-0136, 04-0190**
 Fibiger, R., **10-1022, 15-0398**
 Fichter, K.C., **15-0703**
 Ficini, J., **15-2234, 18-0687**
 Fickes, G.N., **15-2078**
 Fidler, J., **04-0128**
 Fiedler, C., **15-2438**
 Fiedler, P., **01-0042**
 Fiege, M., **16-2090**
 Field, F.H., **10-0184**
 Field, J.A., **19-1022**
 Field, K.W., **10-0395**
 Field, L., **16-0229, 18-0329**
 Field, L.D., **12-0050, 12-0341, 18-0255, 19-1598**
 Fieldhouse, R., **15-2301, 16-1383**
 Fielding, M.R., **15-0197**
 Fields, D.B., **15-1521**
 Fields, E.K., **12-0354, 13-0037, 15-2075**
 Fields, J.D., **15-1730, 18-0895, 19-0758**
 Fields, K.W., **12-0398, 16-1991, 18-0229**
 Fields, R., **18-0169**
 Fields, S.C., **12-0469**
 Fields, T.R., **18-0535**
 Fierke, C.A., **04-0454**
 Fierman, M.B., **10-0847**
 Fierz, H.E., **11-0034**
 Fieser, L.F., **10-0577, 15-1531, 17-0308, 19-0071, 19-1319, 19-1428**
 Fieser, M., **10-0577, 15-1531, 17-0308, 19-0071, 19-1428**
 Fife, T.H., **10-0530, 10-0531, 10-0532, 10-0533, 10-0534, 10-0536, 10-0574, 16-1936**
 Fife, W.K., **10-0467, 16-1712, 18-0708**
 Fifolt, M., **10-1604**
 Fifolt, M.J., **10-1482**
 Figadere, B., **16-0565, 10-1051, 12-0314, 13-0308**
 Figeys, H.P., **02-0093, 02-0244, 12-0416**
 Figge, L., **15-2232**
 Figueras, F., **15-1001, 15-2038**
 Figuero, J.S., **16-1352**
 Fighuly, G.D., **12-0402**
 Fihri, A., **13-0541**
 Fiksdahl, A., **10-0766**
 Filho, A.P.O., **11-0124**
 Filho, E.P.S., **15-0625, 16-0804**
 Filimonov, V.D., **11-0294**
 Filimonov, V.D., **19-0743**
 Filipescu, N., **18-0516**
 Filipp, N., **18-0617**
 Filipp, N., **18-0695**
 Filippi, J.-J., **16-0225**
 Filippini, G., **02-0163**
 Filippini, L., **11-0508**
 Filippova, T.V., **15-1798**
 Filippova, T.Yu., **14-0198**
 Filler, R., **01-0106, 08-0163, 10-1041, 11-0313, 12-0111, 19-0110**
 Filley, J., **10-0368, 10-0491**
 Fillion, E., **11-0332**
 Fillion, H., **07-0091**
 Fillipi, G., **13-0743**
 Filmore, K.L., **11-0648**
 Filon, H., **16-1908**
 Filzen, G.F., **18-0059**
 Fina, N.J., **10-0361, 10-0363**
 Finch, A.F., **10-0495**
 Finch, H., **19-0264**
 Finch, M.A.W., **10-0228**
 Findeis, M.A., **04-0151**
 Findlay, P., **15-0218**
 Finet, J., **12-0520, 13-0223, 13-0224, 13-0580, 13-0581, 14-0286, 14-0331, 14-0332, 19-0010**
 Finet, J.-P., **13-0210**
 Finger, A., **10-0488**
 Fini, A., **07-0105**
 Fink, D.M., **10-0933, 10-1232**
 Fink, M.J., **01-0011**
 Fink, W.H., **06-0064**
 Finkbeiner, H., **15-1921**
 Finkbeiner, H.L., **12-0554, 16-1247, 16-1247**
 Finke, J., **16-1000**
 Finke, R., **10-1251**
 Finke, R.G., **03-0083, 10-1332, 10-1813, 10-1841, 13-0394, 14-0443, 15-0406, 15-1477, 15-1479, 15-2292, 15-2403, 18-0835**
 Finkelhor, R.S., **16-1408**
 Finkelstein, M., **19-0586**
 Finkenbine, J.R., **10-0818**
 Finlay, J., **10-0576**
 Finlayson, A.J., **10-0210**
 Finlayson, W.L., **10-0890, 16-1517**
 Finley, K.T., **15-0039, 15-1991, 17-0062, 19-1732**
 Finley, R.L., **10-0530**
 Finn, J., **04-0210, 04-0211**
 Finn, J., **19-0498**
 Finn, M.G., **13-0494, 15-1691, 15-1731, 15-1821, 15-1824, 15-1826**
 Finnegan, D.F., **18-0779**
 Finnegan, R.A., **11-0556, 12-0400**
 Finney, N.S., **16-0945**
 Finocchiaro, P., **03-0166, 19-1714**
 Finston, H.L., **08-0001**
 Finzi, C., **13-0582**
 Fiorani, T., **13-0582**
 Fioravanti, S., **15-1884, 15-1889, 15-1890**
 Fiorentino, M., **15-1768, 19-0301, 19-0615**
 Fiorini, D., **12-0686, 15-1005, 15-1033, 16-0113, 16-0327, 16-0808**
 Fioshin, M.Ya., **14-0418**
 Firestone, R.A., **02-0002, 09-0088, 10-0477, 15-1945, 15-1945, 15-2027, 18-0659**
 Firl, J., **15-2122**
 Firnberg, D., **14-0161**
 Firouzabadi, H., **10-0681, 10-0708, 10-0812, 10-0848, 10-1090, 10-1106, 10-1113, 10-1807, 11-0128, 11-0138, 11-0299, 16-0160, 16-0234, 16-0238, 16-1684, 17-0156, 17-0466, 19-0080, 19-0145, 19-0148, 19-0303, 19-0762, 19-0807, 19-0865**
 Firouzbakht, M.L., **14-0051**
 Firth, W.C., **14-0428**
 Fisanick, G.J., **04-0430**
 Fisch, A., **12-0416**
 Fisch, M., **18-0085**
 Fischer Jr., W.F., **10-1350, 15-1086**
 Fischer, A., **08-0030, 11-0054, 11-0058, 11-0083, 15-2242, 18-0034**
 Fischer, B., **19-1614**
 Fischer, C., **13-0611, 16-0888**
 Fischer, C.M., **19-0361**
 Fischer, E., **15-0006**
 Fischer, G., **02-0118, 04-0209, 11-0116, 15-0488**
 Fischer, H., **05-0100, 05-0208, 05-0218, 08-0014, 11-0563, 14-0093, 15-1211, 15-2168, 18-0055, 19-0191**
 Fischer, H.P., **12-0030, 17-0452, 17-0452, 17-0456**
 Fischer, J.W., **04-0442, 11-0132**
 Fischer, K., **15-0793, 16-1400**
 Fischer, M., **11-0594**
 Fischer, N.S., **16-1401**
 Fischer, P.B., **11-0105**
 Fischer, P.M., **13-0442**
 Fischer, R., **15-0799**
 Fischer, S., **16-0576**
 Fischer, S.F., **07-0022**
 Fischer, T., **15-2041**
 Fischer, W., **17-0405**

- Fish, A., **19-0069**
 Fishbein, J.C., **13-0771**
 Fishbein, R., **12-0148, 12-0724, 14-0065, 14-0154**
 Fishel, D.L., **16-0309, 19-0419**
 Fisher, A.J., **02-0364**
 Fisher, A.M., **05-0126**
 Fisher, C.L., **15-1853**
 Fisher, F.J., **16-0998**
 Fisher, G., **19-0525**
 Fisher, G.B., **19-1271**
 Fisher, J., **04-0019**
 Fisher, J.J., **02-0037**
 Fisher, K.D., **15-1445**
 Fisher, L.E., **16-1709**
 Fisher, M.J., **15-2061**
 Fisher, R.D., **06-0082, 10-0059, 10-0327, 10-0430**
 Fisher, R.P., **18-0429, 18-0436, 18-0444, 18-0446, 18-0451**
 Fisher, T.H., **14-0049, 14-0089**
 Fisher, W.F., **01-0042**
 Fishman, J., **14-0400, 19-1579**
 Fitch, R.W., **19-1194**
 Fitjer, L., **04-0322, 04-0326, 04-0369**
 Fitzgerald, B.M., **18-0722**
 Fitzgerald, P., **18-0374**
 Fitzgerald, R., **01-0041, 10-0262**
 Fitzmaurice, N.J., **15-1486**
 Fitzpatrick, J.D., **02-0211, 02-0229**
 Fitzroy, M.D., **15-1685**
 Fix, S.R., **15-0334**
 Fizet, C., **16-0326**
 Flack, H.D., **02-0402**
 Flack, K., **18-0793**
 Flack, S.S., **10-0732**
 Flaherty, A., **18-0687**
 Flamarique, A.C.R., **10-1800**
 Flamm-ter Meer, **04-0294**
 Flammang, R., **04-0486**
 Flanders, V.L., **10-0973**
 Flaniken, J.M., **19-1499**
 Flann, C.J., **18-0665**
 Flautt, T.J., **12-0400**
 Fleet, G.W.J., **19-0934**
 Flego, M., **16-1426**
 Fleischer, F., **04-0437**
 Fleischer, R., **05-0185**
 Fleischhauer, J., **15-2001**
 Fleming, E.M., **16-0770**
 Fleming, F.F., **10-1669, 10-1802, 12-0548, 15-1000, 15-1101, 17-0164, 17-0165, 17-0181**
 Fleming, I., **06-0001, 10-0688, 10-1431, 10-1650, 12-0004, 12-0035, 12-0428, 13-0418, 13-0536, 15-1175, 15-1980, 15-2103, 16-0743, 16-1601, 18-0654**
 Fleming, J.J., **02-0281**
 Fleming, M.J., **17-0210**
 Fleming, M.P., **10-1503, 14-0428, 19-1709, 19-1714, 19-1716, 19-1719, 19-1725, 19-1727**
 Fleming, N.B., **11-0488**
 Fleming, R.H., **15-2183**
 Fleming, S.A., **16-2088, 18-0590**
 Flemming, S., **15-0616, 15-1058**
 Fletcher, B., **14-0128**
 Fletcher, R.S., **09-0006**
 Fletschinger, M., **08-0084**
 Flippen, L.A., **10-1522, 13-0652, 16-1033, 19-0350**
 Fliszár, S., **05-0092, 19-0357, 19-0365, 19-0379**
 Flitsch, W., **02-0282, 02-0424, 16-1342**
 Flo, C., **05-0053, 10-0520**
 Flogaus, R., **16-1922**
 Flood, R.W., **15-1813**
 Flood, S.H., **11-0025, 11-0026, 11-0027, 11-0347**
 Flood, T.C., **12-0007, 17-0329, 19-1718**
 Florence, G.J., **19-0688**
 Flores-López, L.-Z., **16-1438**
 Flores-Santos, L., **10-1454**
 Florez, J., **16-1189**
 Florio, E., **15-0538**
 Florio, S., **10-1281, 16-0473**
 Floris, B., **15-0280**
 Florkin, M., **04-0253**
 Floss, H.G., **04-0021**
 Flosser, D.A., **10-1085**
 Flowers II, R.A., **16-0980, 19-0984, 19-0989, 19-1145, 19-1302, 19-1671, 19-1704**
 Floyd, D., **15-1071**
 Floyd, D.M., **10-1356**
 Floyd, R.J., **13-0477**
 Flügge, J., **16-1214**
 Flury, P., **10-0175**
 Flygare, J.A., **16-1243**
 Flynn Jr., J., **10-0261**
 Flynn, B.L., **15-2413**
 Flynn, D.L., **16-1583, 16-2072**
 Flynn, K.E., **04-0470**
 Flynn, R., **13-0574**
 Flynt, M.S., **16-0301**
 Foá, M., **04-0196, 13-0281, 13-0598, 13-0613**
 Fobare, W.F., **11-0265**
 Fobker, R., **12-0625**
 Foces-Foces, C., **02-0423**
 Fochi, M., **10-1495**
 Fochi, R., **10-1866, 16-1284, 19-1509**
 Fodor, G., **09-0013, 10-1191, 11-0395, 11-0399**
 Fogagnolo, M., **15-1791, 19-0232**
 Fogler, H.S., **07-0067**
 Foglia, T.A., **10-0698**
 Föhlisch, B., **16-1922**
 Fok, C.C.M., **17-0192**
 Fokin, A.A., **14-0003, 14-0142, 14-0150**
 Fokin, A.V., **10-0494, 10-0817**
 Fokin, V.V., **07-0122, 15-1860**
 Foldi, V.S., **16-2068**
 Folest, J., **10-1308, 10-1854**
 Folest, J.C., **10-1228, 10-1811**
 Foley, K.M., **19-1504**
 Follet, M., **15-0678**
 Folli, U., **02-0058**
 Folliard, J.T., **16-0106**
 Folsom, H.E., **02-0360**
 Folsom, T.K., **16-1670**
 Foltong, K., **15-2406**
 Fomina, L., **14-0322**
 Fomina, V.I., **03-0164**
 Fomine, S., **15-0678**
 Fonck, G., **19-0041**
 Fong, C.W., **12-0479**
 Fong, F.K., **10-0182**
 Fong, G.D., **19-0382**
 Fong, W.M., **19-0583**
 Fonguerna, S.J., **16-1383**
 Fonken, G.J., **15-2235, 18-0462, 18-0486**
 Fono, A., **15-0285**
 Fonseca, M.T.H., **15-0993**
 Font-Sanchis, E., **14-0216**
 Fontaine, C., **04-0206**
 Fontaine, E., **19-1243**
 Fontaine, G., **12-0242**
 Fontana, A., **08-0168, 12-0083**
 Fontana, F., **11-0262, 14-0120, 14-0337, 14-0338, 14-0342, 14-0343, 19-0120, 19-0181, 19-0331, 19-0588, 19-0612, 19-0614, 19-1047**
 Fontana, R., **14-0138**
 Fontenas, C., **18-0401**
 Foons, J.S., **02-0053, 19-0685**
 Foote, C.S., **04-0417, 14-0230, 14-0234, 14-0236, 14-0241, 14-0244, 15-0967, 15-2158, 15-2160**
 Foote, R.S., **16-1057**
 Forbes, C.C., **04-0311**
 Forbes, D.C., **16-1069, 16-1170, 16-1382, 19-1697**
 Forbes, E.J., **11-0611**

- Forbes, I.T., 11-0218
 Forbes, W.F., 15-0849
 Forcato, M., 19-0308
 Forch, B.E., 02-0334
 Ford, A., 19-1030, 19-1032
 Ford, F., 05-0384
 Ford, G.D., 16-1383
 Ford, G.P., 09-0039
 Ford, J.G., 15-1434, 18-0780, 18-0792
 Ford, P.C., 15-0463
 Ford, R.A., 04-0331, 14-0222
 Ford, S.H., 10-1767
 Ford, W.T., 10-0335, 12-0030, 16-1269, 17-0068, 17-0073, 17-0075, 18-0506
 Foreman, M.I., 03-0094, 15-1417
 Foresti, E., 04-0059, 15-0225, 18-0073
 Forestiere, A., 19-0674
 Forgione, P., 15-1395
 Forlani, L., 13-0019, 16-0272
 Forman, M.A., 18-0194
 Formosinho, S.J., 05-0378, 07-0044, 08-0104
 Fornarini, S., 10-0169, 10-0260
 Forni, A., 04-0038, 16-2122
 Forrest, J., 13-0458
 Forrest, T.P., 18-0722
 Forrester, A.R., 05-0226, 05-0341
 Forrester, J.L., 15-1539
 Forsén, S., 02-0379, 02-0411
 Forslund, R.E., 19-0578
 Forster, M., 19-0386
 Förster, H., 04-0271, 04-0509
 Förster, S., 10-1033
 Forsynth, C.J., 19-0688
 Forsyth, D.A., 04-0035, 10-0167, 10-0178, 10-0187, 11-0015
 Forsythe, G.D., 15-0548
 Fort Jr., R.C., 05-0079
 Fort Jr., R.C., 05-0083, 05-0239, 05-0279, 08-0233, 10-0011, 10-0041, 12-0009, 14-0101, 18-0018
 Fort, A.W., 18-0204
 Fort, Y., 10-1243, 13-0198, 13-0199, 13-0200, 13-0462, 13-0646, 13-0647, 14-0401, 19-1312, 19-1580
 Forth, M.A., 19-1225
 Fortier, S., 03-0113
 Fortunak, J.M., 19-1017, 19-1054
 Foscolos, G., 16-0517
 Foscolos, G.B., 16-0953
 Fosheé, D.O., 09-0078
 Foss, F.D., 16-0015
 Foss, R.P., 07-0023, 19-1689
 Fossel, E.T., 18-0640
 Fossey, J.S., 16-1432
 Foster, G., 19-0423
 Foster, G.P., 16-2137
 Foster, K., 12-0370
 Foster, R., 03-0080, 03-0094, 03-0096, 13-0008, 16-0262
 Foster, R.F., 05-0106, 12-0664
 Foster, T.F., 15-0409
 Fosty, R., 12-0015
 Foti, C.J., 15-1730
 Foti, F., 15-1937
 Fotuhi, L., 10-0665
 Fouad, F.M., 17-0064
 Foubelo, F., 12-0409
 Foubelo, F., 16-0854
 Foubister, A.J., 19-1286
 Fougherty, D.A., 03-0075
 Foulon, J.P., 15-1062
 Fountain, K.R., 06-0015
 Fouquet, E., 10-1410, 16-1504
 Fouquet, G., 10-1312
 Four, P., 15-1170, 19-1100
 Fournier, F., 15-1452
 Fournier, J., 16-0436
 Fournier, L., 16-0228
 Fournier, P., 10-1368
 Fournioux, X., 10-1437
 Fowler, C.B., 16-0961
 Fowler, F.W., 15-1633, 16-0543, 18-0687
 Fowler, J.S., 10-0841
 Fowler, P.W., 02-0083
 Fowler, R., 16-0405
 Fowley, L.A., 15-0418
 Fox, A.S., 19-0467
 Fox, B.G., 19-0241
 Fox, B.L., 18-0344
 Fox, D.L., 10-0826
 Fox, D.N.A., 16-1088, 16-1090
 Fox, D.P., 17-0326
 Fox, J.M., 10-1635, 13-0583
 Fox, J.P., 15-0198
 Fox, M.A., 15-1298, 15-2117
 Fox, R.C., 04-0458
 Fox, R.J., 16-0886
 Fraancoeur, S., 15-2342
 Frabboni, B., 18-0847
 Frach, R., 17-0476
 Fradera, X., 02-0154
 Fraenkel, G., 04-0312, 05-0150, 05-0155, 05-0171, 05-0185, 05-0187, 06-0056, 16-0441
 Fraenkel, R., 19-0381
 Fraga, S.A., 15-1939
 Fraile, A.G., 11-0471, 16-2057
 Fraile, J.M., 15-2305, 16-0689
 Fraisse, P.L., 10-1471
 Frajerman, C., 18-0413
 Framery, E., 10-1453
 Francalanci, F., 04-0196, 13-0613, 19-1374
 France, M.B., 15-1701
 France, S., 12-0167, 15-2180, 16-2106, 17-0318
 Francesch, C., 16-1215
 Franciò, G., 15-1136
 Francis, A.W., 11-0349, 15-0009
 Francisco, C.G., 14-0208
 Franck, X., 13-0308
 Franck-Neumann, M., 15-2096, 17-0507
 Francl, M.M., 10-0110
 Franco, D., 19-1495
 Frank, D.L., 10-0171
 Frank, F.J., 19-0079
 Frank, H., 05-0217
 Frank, R.M., 01-0043
 Franke, F.P., 14-0043
 Franke, J., 03-0101
 Franke, W., 05-0067, 17-0252, 17-0311
 Frankel, J.J., 19-1368
 Frankel, M.B., 10-0968
 Franken, E., 04-0501
 Franklin, N.C., 04-0264
 Franklin, N.C., 17-0084
 Frantz, D.E., 15-0662, 16-0551, 16-0552, 16-0928
 Franz, A.K., 15-0736
 Franz, L.H., 02-0164
 Franz, R., 05-0402
 Franz, R.A., 12-0736
 Franzen, V., 05-0380, 11-0316, 19-0653
 Franzén, R., 13-0409, 13-0485
 Franzén, R.G., 16-0465
 Fränzl, H., 19-0221
 Franzus, B., 10-1099, 18-0559
 Fraser, A.R., 15-2202
 Fraser, J.R., 03-0172
 Fraser, M.E., 03-0113
 Fraser, R.R., 04-0208, 10-1656, 11-0116, 12-0114
 Fraser-Reid, B., 10-0537, 16-0009
 Frater, G., 18-0224, 18-0705
 Frattini, S., 16-1258
 Frauenkron M., 15-2298
 Frauenrath, H., 16-1195
 Fraelvel Jr., H.G., 18-0535
 Fray, G.I., 02-0239
 Frazén, J., 15-0832
 Frazier Jr., R.H., 19-0848
 Frazier, H.W., 16-1222
 Frazier, K.A., 19-1468

- Freccero, M., **15-1731, 15-1733, 15-1736, 15-1944, 19-0519**
 Fréchet, J.M.J., **12-0534, 13-0217, 16-1379, 16-1822, 16-1822**
 Fréchette, M., **08-0191**
 Fredenhagen, H., **19-1764**
 Fredereiksen, M.U., **02-0192**
 Frederick, M.O., **10-0997**
 Fredriksen, S.B., **03-0107**
 Freed, K.F., **07-0020**
 Freedman, H.H., **02-0206, 05-0040, 05-0076, 18-0462, 19-0660**
 Freedman, L.D., **13-0166**
 Freeman, F., **10-1577, 15-0001, 15-1679, 15-1679, 19-0713, 19-0714**
 Freeman, H.S., **13-0166**
 Freeman, J.P., **09-II-0006, 19-1517**
 Freeman, N.J., **03-0028**
 Freeman, P.K., **12-0578, 15-0057, 15-2185, 15-2196**
 Freeman, R., **14-0327**
 Freeman, R.C., **15-0369**
 Freeman, W.A., **03-0210**
 Freeman, W.R., **14-0148**
 Freenor, F.J., **10-1135**
 Freerksen, R.W., **19-1422**
 Freiberg, D.A., **16-0160, 16-1671**
 Freidlin, V.I., **16-1470**
 Freidlina, R.Kh., **05-0211, 10-1233, 15-1640, 18-0054, 18-0069, 18-0080, 18-0080, 18-0084**
 Freiesleben, W., **12-0074, 14-0259, 15-0792, 19-0718**
 Freifelder, M., **15-0401, 19-1175**
 Freilich, S.C., **16-2087**
 Freire, A., **08-0081**
 Freiser, B.S., **11-0101**
 Frejd, T., **10-1381**
 Frejd, T., **13-0675, 13-0725, 15-2085**
 Frelek, J., **04-0119**
 Fremaux, B., **16-1467**
 French, M.A., **03-0052**
 Frenette, R., **10-0620, 12-0348**
 Frenkel, A.D., **18-0879**
 Frenking, G., **10-1333, 15-1696, 15-1738, 19-1727**
 Frennesson, D.B., **10-0855**
 Frensdorff, H.K., **03-0101**
 Frenz, B.A., **04-0377**
 Frère, S., **11-0382**
 Frese, E., **16-1397**
 Freskos, J., **10-1272**
 Fressigne, C., **05-0178, 08-0198, 16-0470**
 Fretwell, P., **15-0878**
 Fretz, E.R., **18-0107**
 Freudenberg, J.H., **19-1662, 19-1663**
 Frey Jr., F.W., **10-1320**
 Frey, D., **10-1124**
 Frey, E.J., **15-0714**
 Frey, H., **10-0998**
 Frey, H.M., **04-0413, 05-0332, 05-0339, 05-0366, 05-0380, 12-0378, 15-2230, 15-2232, 15-2265, 15-2309, 18-0168, 18-0551, 18-0572**
 Frey, J., **02-0399, 12-0083**
 Frey, L.F., **13-0272**
 Frey, P.A., **03-0022**
 Frey, T.G., **15-0047**
 Fricke, H., **15-2323**
 Frid, M., **10-1405**
 Friderichsen, A.V., **05-0269**
 Fridkin, M., **16-1816**
 Fridman, A.L., **10-1722, 12-0699, 16-2047, 19-1284**
 Fried, A., **19-0050**
 Fried, H.E., **02-0141, 09-0060**
 Fried, J., **10-1767**
 Fried, J.H., **15-0074**
 Friedel, R.A., **15-0549**
 Friederang, A., **15-1632**
 Friedl, T., **12-0421**
 Friedman, B.S., **11-0316**
 Friedman, L., **05-0387, 05-0389, 10-0203, 10-0393, 10-1786, 12-0349, 15-2075, 17-0269, 17-0280, 19-0419**
 Friedman, M., **15-0076**
 Friedman, N., **05-0035, 05-0050**
 Friedrich, A., **18-0554, 18-0559**
 Friedrich, E., **16-1032**
 Friedrich, E.C., **10-0315, 15-2332, 15-2341**
 Friedrich, H.B., **19-0143**
 Friedrich, K., **10-1785, 15-1499, 15-1499, 16-1421, 17-0148, 17-0424, 17-0458**
 Friedstad, G.K., **16-0932**
 Friege, H., **15-2096**
 Friend, C.L., **15-0311**
 Friend, C.M., **14-0408, 19-0015, 19-1592**
 Friesen, D., **04-0283**
 Friestad, G.K., **16-0936**
 Frigerio, M., **19-0198, 19-0199**
 Friguelli, F., **10-0672**
 Frim, R., **04-0071**
 Primer, A.A., **14-0227, 14-0228, 14-0241, 15-2156, 15-2159**
 Frings, M., **03-0124**
 Fringuelli, F., **02-0149, 10-0672, 10-0944, 10-1167, 15-1681, 15-1819, 15-1985, 15-2003, 15-2006, 19-1258, 10-1152**
 Frisbee, A.R., **16-1820**
 Frisch, A.C., **10-1297**
 Frisch, H.L., **03-0199**
 Frisch, M.A., **04-0320**
 Frisch, M.J., **04-0118**
 Frisell, C., **12-0438**
 Frison J.-C., **18-0361**
 Frisque-Hesbain, A., **10-1089, 16-1879**
 Fristad, W.E., **14-0421, 15-1715, 15-1882, 15-1921, 19-0436, 19-0852**
 Fritch, P.C., **10-0235**
 Fritsch, P., **17-0326**
 Fritz, H., **03-0194, 04-0294, 08-0084, 11-0469, 16-0326**
 Fritz, H.L., **12-0015**
 Fritz-Langhals, E., **05-0253**
 Fritzsche, A.R., **18-0205**
 Fritzen, E., **10-1291**
 Fritzsche, G., **18-0631**
 Fröch, S., **16-1019**
 Frochi, M., **10-0716**
 Froech, S., **16-1022**
 Froehner, S., **10-0529**
 Froemsdorf, D.H., **17-0066, 17-0092, 17-0140, 17-0280**
 Frøhaug, Az., **19-0590**
 Fröhlich, H., **11-0642**
 Fröhlich, R., **02-0161, 16-1300**
 Frohn, M., **15-1767, 15-1768**
 Frohning, C.D., **15-1381**
 Frölich, R., **16-2083**
 Frolov, A.N., **14-0358**
 Froment, F., **05-0138, 15-1001**
 Frommeld, H.D., **16-1056, 19-1557**
 Fronczek, F.R., **19-0952**
 Frontera, A., **12-0389, 13-0021**
 Frontier, A.J., **15-0850**
 Frost II, K.A., **04-0475, 10-0262**
 Frost, C.G., **11-0200, 11-0217, 11-0423, 13-0194, 15-1024, 15-1132, 15-2131, 16-1982**
 Frost, H.N., **13-0177, 16-1581**
 Frost, L.N., **16-1570**
 Frost, R.M., **10-1296**
 Froudakis, G., **15-1219**
 Frøyen, P., **16-1338, 16-1339**
 Fruchart, J.-S., **12-0103**
 Fruchey, O.S., **10-0226**
 Fruit Jr., R.E., **05-0049, 19-0663**
 Fruit, C., **12-0239**
 Frullanti, B., **19-0532**
 Fry Jr., F.S., **02-0416**

- Fry, A., **06-0040, 10-0224, 15-0018, 15-0653, 17-0003, 17-0006, 17-0058, 17-0058, 17-0128, 18-0177, 18-0179, 18-0182, 18-0374, 19-1334**
- Fry, A.J., **07-0080, 10-0190, 11-0659, 14-0415, 16-2059, 17-0371, 18-0125, 19-0446, 19-1228, 19-1317, 19-1334, 19-1449, 19-1691**
- Fry, D.F., **16-0961, 19-1502**
- Fry, J.L., **10-0057, 10-0279, 10-0280, 10-0281, 18-0023, 18-0026, 18-0045, 18-0048, 19-0910, 19-1450, 19-1742**
- Fry, K., **11-0142**
- Fry, M.A., **19-0436**
- Frydrych-Houge, C.S.V., **19-1717**
- Frye, L.L., **16-2172**
- Fryhle, C.B., **10-0798**
- Fryzuk, M.D., **04-0150, 04-0151**
- Fu, C.-G., **10-0553**
- Fu, C.C., **19-1128**
- Fu, D.-K., **16-1357**
- Fu, F., **10-1453**
- Fu, G.C., **10-1155, 10-1384, 10-1406, 10-1422, 12-0270, 12-0299, 12-0363, 13-0294, 13-0299, 13-0350, 13-0351, 13-0364, 13-0367, 13-0435, 13-0480, 13-0539, 13-0635, 15-0368, 15-0580, 15-0656, 15-0689, 15-0696, 15-1274, 15-1369, 16-0793, 16-1502, 16-1941, 16-2104, 18-0759, 18-0796, 19-0220, 19-1261, 19-1407, 19-1681**
- Fu, H., **16-0095, 16-0323**
- Fu, I.-P., **16-1438**
- Fu, J., **16-0585**
- Fu, P.-F., **15-1870**
- Fu, P.P., **19-0012**
- Fu, S.S., **15-0046**
- Fu, X., **05-0367, 12-0285**
- Fu, X.Y., **15-0463**
- Fu, Y., **10-1386, 15-0604, 15-1136, 16-1920, 19-1028**
- Fu, Z., **12-0275, 13-0424**
- Fu, G.C., **19-1682**
- Fuchibe, K., **11-0649, 15-2377**
- Fuchicello, A., **02-0359**
- Fuchigami, T., **11-0328, 14-0143, 10-1783, 10-1854, 19-1177, 19-1493**
- Fuchs, B., **04-0366, 04-0380**
- Fuchs, H., **04-0046**
- Fuchs, J.R., **19-1671**
- Fuchs, P.L., **10-1773, 13-0378, 15-0040, 16-0092, 16-0221, 16-0246, 16-0247, 16-1289, 16-1820, 17-0195**
- Fuchs, R., **10-0333, 10-0417, 10-1066, 19-0410**
- Fudesaka, M., **19-0161, 19-0176**
- Fueno, T., **04-0011, 10-0571, 15-0107, 15-1600, 15-2117**
- Fuentealba, P., **15-2104**
- Fuentes, A., **19-1762**
- Fuest, M., **10-1324**
- Fugami, K., **13-0439**
- Fuhlendorff, R., **10-0092**
- Fuhrman, G., **10-1285**
- Fuji, K., **03-0130, 10-0798, 10-0800, 10-1463, 15-1448**
- Fuji, Z., **02-0120**
- Fujibayashi, T., **16-0609**
- Fujieda, Y., **17-0241**
- Fujihara, H., **10-0464**
- Fujihara, H., **16-0866, 16-0894**
- Fujii, A., **16-0408, 16-1444, 16-1657, 19-1005**
- Fujii, J., **10-0886**
- Fujii, K., **16-1282, 16-1314**
- Fujii, N., **10-0234, 15-0394, 15-0922**
- Fujii, S., **15-2351**
- Fujii, T., **05-0206, 10-0905, 10-1214, 14-0191, 16-0751**
- Fujikura, R., **16-1708**
- Fujikura, Y., **19-0461**
- Fujimatsu, H., **16-0711**
- Fujimori, C., **19-1781, 19-1783**
- Fujimori, M., **10-1306, 12-0278**
- Fujimoto, E., **03-0051**
- Fujimoto, E.K., **10-0350, 10-0425**
- Fujimoto, H., **15-1206, 15-2049, 15-2103, 15-2107, 18-0478, 18-0622**
- Fujimoto, K., **11-0542, 16-0737, 16-2092, 18-0732**
- Fujimoto, S., **12-0547**
- Fujimoto, T., **03-0149, 15-2383, 19-1699**
- Fujimura, T., **10-1358, 13-0595**
- Fujimura, Y., **15-1387**
- Fujinami, T., **16-0434, 17-0487, 19-0922**
- Fujino, T., **15-0056**
- Fujio, M., **08-0223, 10-0063, 10-0154, 10-0169, 10-0170, 10-0273, 10-0274, 10-0311, 10-0403, 10-0440, 10-0441, 10-0442, 11-0172**
- Fujioka, H., **18-0139**
- Fujioka, S., **15-1001, 15-1004, 16-1036, 18-0363**
- Fujioka, T., **15-1267**
- Fujisaki, S., **10-0796, 11-0244, 12-0120, 12-0721, 12-0722**
- Fujisawa, T., **10-1154, 10-1511, 15-1607, 15-2298, 16-0923, 16-1929, 19-1021, 19-1072, 19-1108**
- Fujisawa, Y., **15-2304**
- Fujise, Y., **15-2116**
- Fujishima, A., **16-1245**
- Fujishima, H., **15-1191**
- Fujita, A., **15-0585, 15-0589**
- Fujita, E., **04-0136, 10-0798, 10-0800, 16-0232**
- Fujita, H., **10-0874, 15-0321**
- Fujita, K., **10-1625, 15-0558, 15-1265, 15-1420, 16-1116, 18-0011**
- Fujita, K.-i., **10-0882, 10-0905, 11-0357, 13-0663, 19-0690**
- Fujita, M., **03-0193, 03-0197, 05-0111, 07-0083, 07-0098, 10-0730, 12-0484, 12-0695, 14-0071, 15-0056, 15-0839**
- Fujita, N., **16-0086**
- Fujita, R., **10-1454**
- Fujita, S., **02-0303, 02-0304, 02-0306, 02-0328, 04-0257, 04-0258, 09-II-0001**
- Fujita, S., **19-1781**
- Fujita, T., **08-0169, 09-0078, 10-0827, 10-1453, 13-0482, 16-0687, 17-0373**
- Fujita, Y., **19-0653**
- Fujitsuka, H., **15-2197**
- Fujiwara, F.Y., **03-0052**
- Fujiwara, I., **10-0796**
- Fujiwara, K., **15-2069, 16-1167**
- Fujiwara, M., **10-0074, 10-1014, 11-0476, 12-0317, 15-0820, 15-1379**
- Fujiwara, N., **15-0938**
- Fujiwara, S.-i., **14-0013, 16-0437**
- Fujiwara, T., **10-1205, 10-1215, 15-0885, 15-0914, 16-0452, 16-1357, 16-1358**
- Fujiwara, Y., **03-0078, 10-0712, 10-1169, 11-0331, 11-0493, 11-0505, 12-0605, 13-0040, 13-0360, 13-0420, 13-0447, 15-1165, 15-1330, 18-0363, 19-1649, 19-16, 19-1707, 19-1718**
- Fujiwara, H., **15-0839**
- Fujiyama, R., **10-0207, 10-0311, 16-1435**
- Fukamachi, S., **10-0716**
- Fukata, G., **11-0595**
- Fukazawa, Y., **04-0270, 13-0781**

- Fukazawa, Y., 16-2025
 Fuks, R., 10-1681, 15-1964,
 15-1992, 15-2233, 15-2308,
 15-2362, 16-0198
 Fukuda, E.K., 16-1568
 Fukuda, K., 10-0788, 19-0650
 Fukuda, M., 11-0328
 Fukuda, T., 10-1454, 13-0648,
 15-2298, 16-2127
 Fukuhara, H., 16-0892
 Fukuhara, J., 10-1044
 Fukuhara, T., 10-1084, 10-1148,
 10-1836, 11-0358, 13-0705,
 13-0718, 15-0168, 15-1520,
 15-1548
 Fukui, K., 12-0087, 15-2103,
 15-2107, 18-0476, 18-0478,
 18-0622
 Fukui, S., 19-1781, 19-1783
 Fukuma, T., 16-0664, 16-0765,
 16-1426
 Fukumoto, K., 15-0785,
 19-0667
 Fukumoto, T., 12-0718,
 16-1667, 16-2142, 18-0884
 Fukumoto, Y., 10-1862,
 15-2443
 Fukunaga, J.Y., 15-2209,
 18-0537
 Fukunaga, K., 17-0369
 Fukunaga, R., 02-0052
 Fukunaga, T., 02-0113
 Fukuoka, K., 13-0441
 Fukuoka, S., 12-0745
 Fukushima, A., 16-1289
 Fukushima, D., 19-0871
 Fukushima, H., 04-0177,
 10-1827
 Fukuta, Y., 15-1474, 19-0881
 Fukutani, Y., 15-2344
 Fukuto, J.M., 12-0012, 12-0022
 Fukuyama, T., 11-0463,
 13-0202, 13-0557, 16-1990,
 18-0678
 Fukuyama, T., 19-1116
 Fukuyo, E., 10-0691
 Fukuzawa, S., 04-0459,
 15-0912, 15-1716, 15-2065,
 18-0245, 19-0471,
 19-0922
 Fukuzawa, S.-i., 15-2036,
 16-0829, 19-0985, 19-0986
 Fukuzumi, K., 18-0761
 Fukuzumi, S., 12-0025,
 15-0022, 16-1415
 Fulford, S.Y., 16-0774
 Fuller, C.E., 10-1361
 Fuller, D.J., 05-0188, 08-0205,
 14-0027, 14-0062
 Fuller, G., 15-1518
 Fuller, J.C., 19-0939, 19-0953,
 19-1154
 Fuller, S.E., 04-0512, 14-0153
 Fullerton, T.J., 02-0045,
 02-0046, 10-1448, 10-1450
 Fulop, F., 02-0429, 02-0430
 Fulton, J.R., 16-1371
 Fulton, R.P., 19-1417
 Funabashi, Y., 15-1092,
 16-0522
 Funabiki, K., 15-1545
 Funabiki, T., 14-0201, 15-0417,
 15-1504
 Funabashi, K., 16-0687
 Funaki, T., 02-0069
 Funakoshi, K., 15-0985
 Funakoshi, S., 16-1134,
 16-2018
 Funaro, J.M., 16-2172
 Funato, M., 10-1206
 Funatsu, M., 15-0778
 Funderburk, L.H., 06-0062
 Fünfschilling, P.C., 15-0135
 Fung, A.P., 10-0649, 18-0325,
 19-0691
 Fung, N.Y.M., 19-1001
 Fung, S., 11-0391
 Fung, S.H.C., 19-0583
 Funhoff, D.J.H., 02-0308
 Funk, B., 05-0321
 Funk, R.L., 10-1710, 10-1726,
 15-0879, 17-0170
 Furber, M., 15-0952
 Furet, N., 12-0249, 15-0633
 Furin, G.G., 11-0339, 18-0883
 Furkawa, I., 10-1453
 Furlani, T.R., 15-2029
 Furmanova, N.G., 02-0410
 Furness, K., 18-0296, 18-0297
 Furrow, S.D., 15-1558
 Furst, A., 19-1752
 Furst, G.T., 16-0849
 Fürstner, A., 10-1299, 10-1330,
 11-0427, 13-0311, 13-0472,
 15-0475, 15-0776, 15-0818,
 15-0965, 16-0809, 16-0813,
 18-0772, 18-0797, 18-0814,
 18-0828, 19-1645, 19-1715,
 19-1722, 19-1723, 19-1724
 Furstoss, R., 10-0582,
 18-0842
 Furubayashi, T., 15-1184
 Furuhashi, K., 10-1203
 Furuhashi, K., 04-0390
 Furuhashi, T., 10-0785
 Furukawa, A., 18-0139
 Furukawa, I., 10-0886, 19-1093
 Furukawa, J., 04-0011, 10-0571,
 15-2117, 15-2198, 15-2327,
 15-2341, 16-0562
 Furukawa, N., 10-0464,
 10-1098, 13-0082, 13-0101,
 15-1892, 17-0135, 18-0261,
 19-0852, 19-1618
 Furukawa, S., 15-0558
 Furumai, S., 19-1604
 Furuno, H., 15-1300, 16-0630
 Furusaki, A., 13-0010
 Furusawa, O., 13-0752
 Furusho, Y., 03-0182
 Furuta, H., 11-0172
 Furuta, K., 10-1637, 14-0208,
 14-0213, 15-2063, 16-0645,
 16-1047, 16-1051, 16-1418
 Furuta, T., 15-0608
 Furutani, H., 19-1021
 Furuya, T., 19-0541
 Furuyama, S., 15-0059
 Furxhi, E., 15-1222
 Fusco, C., 19-0235, 19-0301,
 19-0514, 19-0615
 Fusco, R., 18-0714
 Fuso, F., 10-0175
 Fuson, R.C., 02-0398, 12-0094,
 15-1166, 19-1095, 19-1122
 Fustero, S., 16-1413
 Futamura, M., 10-0881
 Futamura, J., 18-0139
 Fwu, S.-L., 15-0941
 Fyfe, C.A., 11-0016, 13-0008,
 13-0090, 16-0318
 Fyfe, M.C.T., 03-0186

 Gaasbeek, C.J., 05-0031,
 10-0184
 Gabb, C., 19-0828
 Gabe, E.J., 04-0502
 Gabhe, S.Y., 13-0094
 Gable, C.M., 03-0160
 Gable, K.P., 15-1656, 15-1696,
 15-2402
 Gable, K.P., 17-0203
 Gabriel, A.O., 16-1419
 Gabriel, C., 07-0108
 Gabriel, S., 07-0108
 Gabriele, B., 12-0734, 15-0243,
 15-0304, 15-0361
 Gabrielsen, B., 10-0081
 Gacem, B., 16-1636
 Gacon, A., 19-1255
 Gadallah, F.F., 13-0740,
 13-0747
 Gadamasetti, G., 10-1674
 Gadamasetti, K.G., 15-2282
 Gadberrry, J.F., 15-0005
 Gade, L.H., 19-1046
 Gademann, K., 15-2149
 Gadgil, V.R., 18-0642
 Gadhwal, S., 10-0591, 16-0395,
 19-1433

- Gadras, A., 13-0578
 Gadre, S.R., 15-0099
 Gadru, K., 10-0101
 Gadzikwa, T.L., 13-0543
 Gaemi, E., 11-0134
 Gaetano, K., 11-0298
 Gaffney, A., 17-0074
 Gaffney, A.H., 17-0031
 Gaffney, P.R.J., 04-0348
 Gage, J.R., 10-0888
 Gaggero, N., 15-1758, 19-0799, 19-0824
 Gagné, M.R., 15-0419, 15-1868, 15-1869, 15-1871, 16-1680, 19-0968
 Gagnier, R.P., 10-1239
 Gagnier, S.V., 15-1408
 Gagnon, J.L., 19-0321
 Gagosian, R.B., 18-0202, 18-0205, 18-0236
 Gai, F., 12-0087
 Gai, Y., 13-0315, 15-2008, 17-0287
 Gailbreath, B.D., 10-0022
 Gais, H., 05-0143
 Gais, H.-J., 04-0181, 10-0840
 Gaisberger, R.P., 16-1424
 Gajare, A.S., 10-0660, 11-0255, 13-0177, 16-1683
 Gajek, K., 18-0614
 Gajewski, J.J., 02-0232, 15-2090, 15-2094, 16-0584, 18-0070, 18-0471, 18-0526, 18-0567, 18-0589, 18-0591, 18-0601, 18-0621, 18-0623, 18-0630, 18-0634, 18-0656, 18-0669, 18-0677, 18-0708, 18-0709, 18-0710
 Gakh, A.A., 10-0323
 Gal, C., 14-0134, 14-0136
 Gal, G., 11-0399
 Gal, J., 01-0051, 03-0016, 08-0076, 08-0146
 Gal, J.-F., 08-0087
 Gal, V.M.S., 08-0104
 Galabi, S., 16-2178
 Galabov, B., 04-0307, 16-1844
 Galaeu, I.U., 04-0151
 Galán, A., 19-1173
 Gale, L.H., 04-0328, 12-0505
 Galema, S.A., 07-0107
 Galili, N., 15-2298
 Galindo, F., 14-0069, 16-2081
 Galindo, J., 16-1928
 Gall, J.S., 10-0070, 10-0334
 Gall, M., 10-1649, 10-1652, 12-0328, 12-0420, 16-2011
 Gallagher, D.W., 19-0350
 Gallagher, M.E., 02-0323
 Gallagher, M.J., 04-0044, 12-0579
 Gallagher, S.P., 18-0255
 Gallagher, S.S., 18-0473
 Gallagher, T., 15-0364
 Gallagher, W.P., 12-0258, 12-0266, 13-0563
 Galland, B., 15-0012
 Galland, J.-C., 15-0774, 15-0977, 18-0812
 Gallardo, I., 11-0192, 13-0007, 13-0064, 13-0066, 13-0158
 Galle, D., 16-1013
 Galle, J.E., 15-2405
 Gallego, A.M., 12-0280
 Gallego, C.H., 16-1348
 Gallego, S., 16-0073
 Galletti, P., 15-2056, 16-0976
 Galley, M.W., 11-0107
 Galli, C., 04-0386, 05-0241, 06-0012, 10-0266, 10-0709, 11-0308, 13-0060, 13-0063, 13-0590, 14-0350, 14-0352, 19-0187
 Galli, E., 15-1758
 Galli, R., 14-0153, 14-0347, 15-1882
 Gallina, C., 10-0226, 10-1438
 Gallivan Jr., R.M., 15-0669
 Gallivan, J.P., 11-0019
 Gallo, E.A., 03-0068
 Gallo, R., 09-0065, 09-0068
 Gallopo, A.R., 15-1768
 Gallucci, J.C., 12-0348, 15-0105
 Gallucci, R.R., 12-0139
 Gallulo, V., 16-0962
 Galluzzo, D.J., 16-1352
 Galonić, D., 10-1562
 Galpin, J.D., 18-0608
 Galton, S.A., 19-1436
 Galvagno, S., 19-0960
 Gálvez, J., 17-0485
 Gama, A., 16-1438
 Gamasa, M.P., 19-1762
 Gamba, A., 18-0708
 Gambaro, M., 15-1662
 Gambaryan, N.P., 16-0041
 Gamber, G.G., 15-1422, 15-2435
 Gambill, C.R., 16-2162
 Gamboni, R., 19-0475
 Gamez, P., 10-0925, 19-0183
 Gammill, R.B., 15-0561
 Gammon, J., 12-0465, 12-0467
 Gamsey, S., 13-0172
 Ganapathy, S., 18-0061
 Ganboa, I., 16-0339
 GancheGui, B., 12-0329, 19-0218
 Gancher, E., 19-0349
 Gande, M.E., 18-0669
 Gandler, J.R., 13-0012, 17-0003, 17-0052
 Gandolfi, C.A., 10-1179
 Gandolfi, R., 15-1731, 15-1733, 15-1736, 15-1932, 15-1943, 15-1944, 15-1951, 19-0114, 19-0232, 19-0519
 Gandon, V., 15-0881, 15-2400, 16-0856, 16-1115, 16-1411
 Gandour, R.D., 15-1840
 Gandour, R.W., 02-0352, 15-1946
 Ganellin, C.R., 04-0074, 04-0167
 Ganem, B., 10-0497, 10-0624, 10-0731, 10-0988, 10-1563, 15-0404, 15-0571, 16-1862, 17-0282, 18-0669, 19-0170, 19-0757, 19-1168, 19-1206
 Ganesan, K., 16-0997
 Ganesan, R., 16-0191
 Ganesh, K.N., 19-0584
 Ganesh, Y.S.S., 11-0394, 19-1214
 Ganguli, S., 10-0368
 Ganguly, B., 16-0007
 Ganguly, N.C., 16-0061, 16-0062, 16-0241
 Ganguly, R.N., 18-0344
 Ganguly, S., 15-0084
 Gani, V., 16-1593, 16-1594
 Ganin, E., 19-0622
 Ganis, P., 02-0283
 Gano, J., 04-0479
 Gansäuer, A., 16-0646, 19-1665
 Ganter, C., 18-0118
 Gantzel, P., 03-0200
 Gantzel, P.K., 02-0271
 Ganushchak, N.I., 13-0731
 Ganz, C., 15-0187
 Ganzer, D., 13-0119
 Ganzer, G.A., 04-0497
 Gao, D., 15-2013, 15-2015
 Gao, F., 16-0397
 Gao, G., 15-0740, 15-0841, 16-0549, 19-0174
 Gao, G.-Y., 15-1898
 Gao, H., 15-0422, 15-1843, 16-1155
 Gao, J., 10-0018, 15-2029, 18-0667
 Gao, J.J., 16-0785, 16-2088
 Gao, L., 10-0833, 16-1155
 Gao, L.X., 15-0272
 Gao, Q., 15-0891, 16-1047, 16-1418
 Gao, S., 15-1137, 19-0277
 Gao, W., 15-0237, 15-0395

- Gao, W.-Z., **15-0244**
 Gao, X., **19-0334**
 Gao, Y., **10-0498, 10-0819, 10-1018, 15-1822, 19-0902, 19-1032**
 Gaoni, Y., **02-0272, 02-0273, 02-0287, 02-0291, 02-0324**
 Gapinski, R.E., **16-1729**
 Garapon, J., **15-1566**
 Garau, C., **13-0021**
 Garavelas, A., **15-0264**
 Garavelli, M., **18-0847**
 Garay, R.O., **17-0052**
 Garbarino, G., **17-0056**
 Garbarino, J.A., **16-2058**
 Garber, S.B., **18-0800, 18-0823**
 Garbisch Jr., E.W., **12-0141, 13-0012, 13-0086, 19-1368**
 Garbuzova, I.A., **02-0254**
 Garcia, A., **15-0454, 15-0574**
 Garcia, B., **16-1528**
 Garcia, B.A., **10-1048**
 Garcia, C.F., **15-2298**
 Garcia, E., **10-1694, 14-0390**
 Garcia, H., **16-1440**
 Garcia, I.F., **16-0632**
 Garcia, J., **16-0708, 16-1857**
 Garcia, L.A., **15-1945**
 García, B., **08-0118, 12-0486**
 García, C., **16-0687, 16-0688**
 García, D., **13-0544**
 García, G.V., **15-0873**
 García, J.I., **15-2038, 15-2054, 15-2059, 15-2305**
 García, J.M., **15-1310**
 García, M.C., **15-1334**
 García, O., **19-0089**
 García, T., **16-1664**
 Garcia-Blanco, F., **10-0282**
 García-Expósito, E., **15-2244**
 Garcia-Garibay, M., **04-0142**
 García-Gómez, G., **15-0998**
 García-Granda, S., **10-1167, 15-2289**
 Garcia-Ochoa, S., **10-1530**
 García-Raso, A., **13-0299**
 García-Ruano, J.L., **11-0268**
 Garcia Ruano, J.L., **15-2063, 10-0487**
 García Ruano, J.L.G., **19-1497**
 García-Slanga, B.J., **13-0737**
 García-Yebra, C., **10-1463**
 Garcías, X., **13-0237**
 Gardano, A., **13-0613**
 Gardelli, C., **10-0663, 10-1150, 10-1564, 10-1640**
 Gardette, M., **15-0949**
 Gardiner Jr., W.C., **06-0043**
 Gardini, G.P., **14-0155, 14-0341, 14-0344**
 Gardlik, J.M., **04-0086**
 Gardner, H.C., **15-0859**
 Gardner, J.N., **19-1615**
 Gardner, P.D., **04-0483, 15-0510**
 Gardossi, L., **17-0152**
 Gareau, Y., **10-0816**
 Gareau, Y., **15-0301**
 Gareev, G.A., **10-0661**
 Garegg, P.J., **10-1096**
 Garg, C.P., **15-0665**
 Garg, P., **18-0146**
 Gargalak Jr., J., **12-0290**
 Gargo, J.V.S., **19-0232**
 Gariano Jr., P., **10-0727**
 Gariano, A., **10-0727**
 Garibina, V.A., **16-1309**
 Garigipati, R.S., **16-0428**
 Garkusha, O.G., **02-0254**
 Garley, M., **10-0750**
 Garner, A.Y., **15-2311**
 Garner, C.M., **15-0674, 16-1422**
 Garner, C.S., **12-0008**
 Garner, L.A., **18-0874**
 Garner, P., **10-0876, 15-2029**
 Garnett, L., **15-1782**
 Garnett, J.L., **11-0116, 11-0117, 11-0118**
 Garnier, B., **18-0209**
 Garnier, L., **10-1821**
 Garmovskii, A.D., **08-0149, 15-1932**
 Garratt, D.G., **15-0001, 15-0021, 15-0026, 15-0087**
 Garratt, P.G., **02-0272**
 Garratt, P.J., **02-0093, 02-0103, 02-0248, 02-0255, 02-0272, 02-0274, 02-0288, 02-0305, 02-0326, 02-0350, 04-0516**
 Garrell, R.L., **03-0185**
 Garrett, C.E., **15-0689**
 Garrido, F., **13-0608**
 Garrigues, B., **15-2022**
 Garrison, B.J., **07-0015**
 Garrone, A., **19-0116**
 Garrou, P.E., **10-0916**
 Garsky, V., **15-0969**
 Garst, J.F., **10-1317, 12-0436, 12-0611, 15-0515, 15-1497, 16-0536, 16-2027, 18-0415, 18-0416**
 Garst, M.E., **15-2433, 19-1410**
 Garver, L.C., **12-0212**
 Garvey, D.S., **10-0948, 19-0175, 04-0133, 19-0679**
 Garwood, D.C., **10-0006**
 Garwood, R.F., **11-0589**
 Gary, T., **11-0120**
 Garza, T., **15-2170**
 Garzya, V., **11-0218**
 Gasanov, R.G., **05-0211**
 Gasc, M.B., **15-0314, 15-0327**
 Gasch, C., **19-0300**
 Gaset, A., **10-0819, 11-0481, 16-1324**
 Gash, D.M., **04-0213**
 Gasol, V., **10-1089, 10-1798, 15-1545**
 Gaspar, P.P., **05-0327, 12-0051, 12-0063, 15-2316**
 Gaspard-Iloughmane, H., **10-1092**
 Gasparrini, F., **04-0059, 13-0407, 19-1510**
 Gassman, P.G., **04-0233, 04-0246, 05-0411, 05-0412, 10-0132, 10-0138, 10-0140, 10-0143, 10-0148, 10-0151, 10-0281, 10-0294, 10-0300, 10-0969, 10-1589, 11-0275, 11-0519, 11-0520, 12-0241, 12-0679, 15-0307, 15-2092, 15-2203, 15-2204, 15-2206, 16-1537, 16-1586, 17-0189, 18-0344, 18-0346, 18-0840, 18-0, 18-0844, 18-0846, 19-1319, 19-1320**
 Gastaldi, S., **17-0138, 19-1306**
 Gastaminza, A., **11-0041**
 Gasteiger, J., **01-0094, 02-0057, 15-0547**
 Gastner, T., **16-0871**
 Gaston, L.K., **19-1734**
 Gatehouse, B.M., **12-0279**
 Gates, M., **10-0171**
 Gathergood, N., **16-0899, 16-0912**
 Gati, A., **04-0504, 15-2365**
 Gati, E., **04-0188**
 Gatri, R., **16-0774**
 Gatto, V.J., **03-0101, 03-0146**
 Gattuso, M.J., **02-0101**
 Gau, G., **08-0014**
 Gau, H.-M., **16-0674, 16-0687**
 Gaudemar, M., **10-1643, 10-1689, 16-0809, 16-0836**
 Gauder, S., **19-1241**
 Gaudry, M., **16-0403**
 Gaugler, R.W., **08-0022**
 Gaul, J.M., **19-1504**
 Gaul, M.D., **15-2032**
 Gault, Y., **04-0169**
 Gäumann, T., **15-0450**
 Gaunt, M.J., **15-0163, 15-1007, 15-1305, 18-0905**
 Gaur, S., **12-0105**
 Gautam, V.K., **15-0694**
 Gauthier Jr., D.R., **13-0266, 13-0504, 16-0758, 16-0760**
 Gauthier, J.Y., **16-1730**
 Gauthier, R., **16-0954**

- Gauthier, S., 13-0217
 Gautier, A., 10-0549, 19-0122
 Gautier, E.C.L., 10-0542
 Gautier, J., 16-0425
 Gavard, J., 11-0550
 Gavaskar, K.V., 15-0884
 Gavazza, F., 16-1983
 Gavenonis, J., 16-0632
 Gavezzotti, A., 01-0007, 01-0072
 Gaviña, F., 13-0046, 16-1289
 Gavrilenko, V.V., 12-0481, 19-1115
 Gavuzzo, E., 04-0066
 Gawienowski, J.J., 07-0081
 Gawinecki, R., 12-0085
 Gawley, R.E., 09-0082, 10-1725, 12-0003, 13-0291, 16-1064, 17-0450, 18-0306
 Gawronska, K., 05-0356
 Gawronski, J., 05-0356
 Gawro(O(n,)ski, J., 04-0113
 Gayathri, K.U., 14-0308
 Gaylord, N.G., 19-1070, 19-1083, 19-1486
 Gayton-Garcia, R., 12-0406
 Gázquez, J.L., 08-0158
 Gazit, A., 10-0244, 10-0245
 Gazzolo, F.H., 13-0006
 Ge, C.-S., 15-2268
 Gebicki, J., 03-0165
 Gebicki, J.M., 05-0210
 Gebreyes, K., 17-0349
 Gebrian, J.H., 02-0256, 02-0258
 Gedanken, A., 15-2023, 19-0158
 Gedye R., 07-0101, 15-0012
 Gedye, R.N., 07-0101
 Gee, K.R., 18-0601, 18-0708
 Geels, E.J., 12-0717
 Geer, R.P., 17-0139
 Geerlings, P., 13-0048
 Geetha, V., 15-1035
 Gehret, J.-C.E., 15-2282
 Geib, A.D., 15-1445
 Geib, G.D., 16-1348
 Geib, S.J., 15-1444
 Geiger, C.C., 10-0178
 Geiger, M., 04-0119
 Geis, O., 13-0182
 Geise, B., 19-1532
 Geise, H.J., 04-0283, 04-0317, 19-1714, 19-1718
 Geise, H.Y., 19-1727
 Geisel, M., 14-0433
 Geisel, M., 17-0406
 Geisler, V.J., 11-0120
 Geiss, W., 05-0322
 Geissler, M., 05-0131
 Geissman, T.A., 19-1754
 Geke, J., 11-0139
 Gelalcha, F.G., 19-0211
 Gelas-Mialhe, Y., 10-1216, 16-0329
 Geletii, Y.V., 19-0614
 Geller, B.A., 10-0915, 11-0573
 Geller, L.E., 18-0870
 Geller, T., 15-1813, 15-1816
 Gellert, E., 13-0741
 Gellibert, F., 10-1110
 Gellman, S.H., 16-1732
 Gelman, D., 11-0360, 13-0322, 16-0891, 16-1311
 Gelman, S.H., 03-0068
 Gelo Pujic, M., 18-0362
 Gelpke, A.E.S., 13-0237
 Geltz, Z., 08-0119
 Gemal, A.L., 19-0922, 19-0941
 Gendreau, Y., 10-1530
 Geneste, J., 15-1578
 Geneste, P., 10-0148, 19-0247
 Genêt, J.-P., 10-0226, 10-1424, 12-0334, 12-0508, 13-0727, 13-0728, 13-0729, 15-0774, 15-0932, 15-0977, 15-1125, 15-1132, 19-1028, 19-1622
 Geng, B., 12-0270, 16-0697
 Geng, F., 16-1904, 18-0407, 18-0409
 Geng, Z., 16-1074
 Genin, E., 15-0932
 Gennari, C., 12-0230, 16-1032, 16-1051, 16-1077, 16-1417
 Gennaro, A., 10-1854
 Gennet, D., 16-1290
 Genov, D.G., 18-0764
 Genski, T., 15-1791
 Gensler, W.J., 15-0501
 Gent, B.B., 17-0084
 Gentile, A., 11-0185, 14-0340
 Gentili, P., 10-0266, 13-0060, 13-0063, 19-0187
 Gentilucci, L., 06-0032, 15-1317
 Gentric, E., 03-0015
 Geoffroy, M., 19-0964
 Geoffroy, O.J., 19-1538
 Geoghegan Jr., P.J., 15-0187
 Georg, G.I., 16-1784, 18-0777, 11-0433
 George, A.V., 15-2027
 George, M.V., 07-0062, 07-0063, 15-1295, 18-0471, 19-0010
 George, P., 02-0028, 15-2145
 George, R.S., 16-0513
 George, T.G., 15-1532, 15-1599, 15-1624
 Georghiou, P.E., 19-1294
 Georgiadis, G.M., 18-0901
 Georgiadis, R., 08-0238
 Georgoulis, C., 10-0224, 10-0229, 12-0605, 19-0081
 Geraci, C., 03-0123, 03-0128, 03-0139, 04-0066, 04-0092
 Geraghty, N.W.A., 15-0720
 Gérard, L., 18-0014
 Gerasimova, E.S., 18-0293
 Gerber, G.E., 16-1669
 Gerdes, J.M., 16-0148
 Gerdes, P., 15-1347
 Gerdil, R., 03-0155
 Gerecs, A., 11-0546
 Gerhardt, G., 06-0015
 Gerhardt, H., 16-1820
 Geri, R., 15-0363
 Géribaldi, S., 15-0038
 Gerisch, M., 16-0947
 Gerlach, A., 15-1694
 Gerlach, H., 03-0203, 16-1652
 Germain, A., 05-0060, 11-0455
 Germain, G., 04-0460
 German, A.L., 16-1698
 German, L., 11-0310, 12-0111, 14-0131
 German, L.S., 15-0072, 15-1622
 Germani, R., 10-0407, 10-0701, 15-1681, 15-1819
 Germon, C., 10-1525
 Germon, M., 12-0402
 Gero, A., 02-0385
 Gerrard, W., 08-0078, 08-0238, 12-0466, 17-0230
 Gerratt, J., 02-0006, 02-0121, 15-1953
 Gerrits, P.J., 16-1423
 Gersch, B., 03-0116
 Gershtein, N.A., 11-0637
 Gersmann, H.R., 12-0310, 14-0226
 Gerson, F., 05-0313, 05-0315, 05-0319, 05-0320, 05-0324
 Gerstenberger, M.R.C., 14-0129
 Gerstmans, A., 11-0142
 Gerth, D.B., 17-0508
 Gesche, P., 18-0480
 Gesenberg, K.D., 12-0151
 Geske, D.H., 05-0208
 Geslin, M., 19-1243
 Gessler, S., 18-0774
 Gesson, J., 11-0533
 Gesson, J.-P., 15-0718
 Gestmann, D., 04-0434
 Getman, D., 18-0574
 Gettwert, V.J., 11-0147
 Getzler, Y.D.Y.L., 10-1552
 Geuss, R., 05-0171
 Gevergyan, V., 15-0803
 Gevorgyan, G.A., 16-0392, 16-0393

- Gevorgyan, V., **10-1432**,
10-1432, **10-1784**, **13-0309**,
15-0244, **15-0356**, **15-0738**,
15-0771, **15-0843**, **15-0854**,
15-2357, **15-2363**, **15-2372**,
15-2379, **19-1451**
 Gewald, K., **16-1413**
 Geyer, E., **04-0193**
 Ghadir, K.D.F., **01-0042**
 Ghaemi, E., **11-0127**, **11-0134**,
12-0698
 Ghaffarzadeh, M., **19-1147**
 Ghanbarpour, A., **06-0082**,
17-0062
 Ghannam, A., **18-0900**
 Ghasemzadeh, Z., **19-0092**
 Ghassemzadeh, M., **16-0063**,
16-0145, **19-0101**, **19-0147**,
19-0150, **19-0153**
 Ghatak, A., **16-2097**, **19-0119**,
19-1648
 Ghatak, U.R., **19-0411**,
19-1467
 Ghattas, A.A.G., **16-0220**
 Ghazi, I., **10-1164**
 Ghelfenstein, M., **18-0416**
 Ghelfi, F., **12-0114**, **12-0115**,
12-0119, **12-0123**, **12-0152**,
15-1527, **15-1602**, **19-0828**
 Ghenciulescu, A., **19-0631**
 Gheorghiu, M.D., **15-2210**
 Ghiaci, M., **10-1131**, **11-0238**,
16-0078, **18-0321**
 Ghirardelli, R.G., **17-0042**
 Ghio, E., **15-0053**
 Ghodrati, K., **16-0053**,
16-0245
 Gholizadeh, M., **19-0080**,
19-0866
 Ghoneim, N., **07-0032**
 Ghorai, M.K., **15-1217**
 Ghorbani, M., **15-1755**
 Ghoroku, K., **13-0448**
 Ghorpade, S.R., **16-1737**
 Ghosal, S., **14-0385**
 Ghose, B.N., **14-0317**
 Ghosez, L., **08-0189**, **10-1089**,
15-2004, **15-2011**, **15-2032**,
15-2146, **15-2147**, **15-2183**,
15-2184, **15-2212**, **15-2213**,
16-1879, **18-0509**
 Ghosh, A.C., **16-1176**
 Ghosh, A.K., **16-0027**,
18-0797
 Ghosh, K., **11-0418**
 Ghosh, K., **13-0531**, **16-0841**,
16-1983, **19-1110**
 Ghosh, M., **18-0698**
 Ghosh, P.K., **11-0296**
 Ghosh, R., **16-1606**, **16-1750**
 Ghosh, S., **11-0389**, **12-0215**,
17-0450, **17-0451**, **18-02**,
18-0698
 Ghosh, S.K., **16-1126**
 Ghribi, A., **10-1520**
 Giacobbe, T.J., **14-0257**
 Giacomelli, G., **07-0042**,
10-1091, **12-0730**, **16-1703**,
16-1790, **16-1948**, **19-0171**,
19-0186, **19-0677**
 Giacomello, P., **11-0311**
 Giacomini, D., **15-2056**,
16-0976
 Giam, C., **13-0617**
 Giamalva, D., **19-0353**
 Giamalva, D.H., **12-0348**
 Giambastiani, G., **10-1449**
 Gianeti, T.R., **15-0313**
 Giang, Y.F., **17-0168**, **17-0170**
 Giangiordano, M.A., **16-0853**
 Gianni, M.H., **04-0261**,
04-0350, **04-0354**
 Giannotti, C., **14-0332**
 Giannotti, M., **15-1317**
 Giansiracusa, J.J., **10-0182**
 Giardello, M.A., **15-1871**
 Giarlo, G., **10-1002**
 Gibbard, H.C., **02-0267**
 Gibbons, C.S., **04-0450**
 Gibbons, T., **11-0123**
 Gibbs, D.E., **19-1240**
 Gibbs, H.W., **11-0055**
 Gibbs, R.A., **16-0142**, **16-1441**
 Gibby, J.E., **15-2441**
 Gibe, R., **12-0364**
 Giberson, C.B., **02-0270**
 Gibian, M.J., **05-0304**
 Giblin, G.M.P., **19-0685**
 Giboreau, P., **15-2022**
 Gibson, C.P., **14-0377**
 Gibson, D., **13-0280**
 Gibson, D.T., **15-1721**, **15-1722**,
15-1723, **15-1724**
 Gibson, L.L., **18-0676**
 Gibson, M.S., **10-0852**,
10-0982, **15-0314**
 Gibson, S.E., **13-0364**, **15-1417**,
15-1440
 Gibson, T.L., **11-0378**
 Gibson, V.C., **18-0756**
 Gidasopov, B.V., **10-1035**,
11-0138, **12-0710**, **12-0711**,
18-0291, **18-0305**, **19-0786**
 Gidley, G.C., **14-0138**, **17-0084**
 Giebel, D., **11-0427**
 Gielen M., **04-0027**, **12-0015**,
12-0040
 Gielen, M., **15-2407**
 Gieren, A., **04-0467**
 Giersch, W., **19-0314**
 Giese, B., **05-0242**, **05-0273**,
05-0294, **05-0378**, **14-0001**,
14-0056, **14-0057**, **14-0092**,
14-0123, **14-0286**, **15-0050**,
15-0052, **15-0066**, **15-0091**,
15-0100, **15-0127**, **15-0752**,
15-1193, **15-1196**, **15-1197**,
15-1214, **15-1353**, **15-1357**,
15-2314, **18-0077**
 Giese, C.M., **15-2318**
 Giese, R.W., **19-0337**
 Giese, S., **15-0852**, **15-0853**,
15-1412
 Giesen, F.L.L., **11-0351**
 Gieson, V., **10-1324**
 Giessert, A.J., **15-0815**,
18-0788, **18-0789**
 Giessner-Prettre, C., **05-0178**,
08-0198, **16-0470**
 Giffney, J.C., **11-0125**
 Gigante, B., **16-1440**
 Giger, U., **15-2331**
 Giglio, E., **03-0167**
 Giguere, R.J., **07-0102**,
07-0105, **10-0471**, **12-0634**,
15-2022
 Giguère, P.A., **04-0282**
 Gil, G.S., **15-0878**
 Gil, P., **13-0046**
 Gil, R., **10-0925**, **15-1161**,
15-2033
 Gil, S., **12-0004**, **19-0840**
 Gil-Av, E., **04-0169**, **04-0170**,
04-0175, **04-0209**, **18-0462**
 Gilabert, D.M., **19-0282**
 Gilardi, R., **15-2068**
 Gilardi, R.D., **16-1768**
 Gilbert, A., **15-2439**, **18-0493**
 Gilbert, B., **08-0113**
 Gilbert, B.A., **10-1192**
 Gilbert, B.C., **05-0208**, **05-0345**,
10-1225, **14-0146**, **14-0352**,
15-1254
 Gilbert, D.P., **15-0307**
 Gilbert, E.E., **11-0198**, **11-0209**,
11-0631, **12-0255**, **13-0093**,
14-0272, **14-0360**, **16-0385**,
16-0439, **19-0791**, **19-0794**
 Gilbert, H.F., **16-0010**
 Gilbert, J.C., **04-0478**, **12-0348**,
15-2200, **15-2208**, **18-0092**,
18-0590, **18-0692**
 Gilbert, K.E., **18-0629**,
19-0766
 Gilbert, L., **19-1056**
 Gilbert, R.P., **10-0253**
 Gilbertson, R.D., **05-0064**
 Gilbertson, S.R., **15-2445**,
12-0275, **13-0424**, **15-0425**,
18-0764, **18-0831**

- Gilchrist, J.H., **08-0203**,
08-0205, **12-0422**
- Gilchrist, M., **10-0357**, **16-0019**
- Gilchrist, T.L., **02-0267**,
05-0327, **13-0037**, **15-1894**,
15-2103, **15-2133**, **15-2166**,
18-0471
- Gilday, J.P., **12-0403**, **12-0665**,
12-0683, **12-0684**
- Gilde, H., **14-0415**, **14-0419**
- Giles, P.R., **16-0799**, **19-0122**,
19-0123
- Giles, W.B., **15-2103**
- Gilheany, D.C., **15-1691**
- Gilheany, D.G., **15-1773**,
15-1835, **16-0488**, **16-1271**
- Gilkerson, T., **19-1223**
- Gill, G.B., **15-0789**, **15-1271**,
15-2103, **16-1486**
- Gill, N.S., **15-1046**
- Gille, B., **16-1475**
- Gilles, J., **02-0291**, **02-0298**,
02-0324, **18-0637**
- Gillespie, K.M., **15-1885**,
15-1905
- Gillespie, R.J., **05-0021**,
05-0023, **08-0015**, **08-0016**,
11-0153
- Gilley, C.B., **19-0686**
- Gillie, A., **12-0278**
- Gillies, C.W., **19-0345**,
19-0354, **19-0361**, **19-0379**
- Gillies, J.Z., **19-0361**
- Gillingham, D.G., **18-0823**
- Gillis, D.J., **15-0515**
- Gillmore, A.T., **10-0621**
- Gilman, H., **04-0013**, **10-1285**,
12-0001, **13-0042**, **16-1893**
- Gilman, N.W., **14-0276**,
18-0621, **18-0688**
- Gilmor, W.F., **18-0196**
- Gilmore, N.J., **19-1031**
- Gilow, H.M., **11-0041**, **11-0273**
- Gimbert, Y., **15-1418**, **15-1437**,
15-1452, **15-1453**
- Gimbert, Y., **16-1321**
- Gimeno, J., **15-0194**
- Gimisis, T., **19-1403**
- Gimisis, Z.T., **15-1219**
- Gimzewski, J.K., **08-0234**
- Ginah, F.O., **10-1222**
- Ginak, A.I., **15-0001**
- Gingras, M., **10-0505**, **10-0745**,
10-0776, **10-0805**
- Ginj, M., **16-0687**
- Ginodman, L.G., **13-0154**
- Ginos, J.Z., **16-2136**
- Ginsburg, D., **04-0431**, **15-0992**,
15-2115
- Ginsburg, G.S., **07-0080**
- Ginzburg, B.M., **13-0067**
- Giordano, C., **11-0607**,
14-0120, **14-0348**, **18-0193**,
19-0963
- Giordano, F., **15-1941**
- Giordano, L., **15-1741**
- Giorgio, E., **16-0687**
- Giovani, E., **10-0814**
- Giovannini, P.P., **19-0232**
- Giovannini, R., **10-1384**,
19-1586
- Gipe, B.T., **15-0004**, **15-0033**
- Gipson, J.D., **16-0704**
- Giralt, E., **13-0504**
- Girard, C., **15-2329**, **18-0708**,
19-1056
- Girard, J.-P., **18-0156**
- Girard, J.P., **15-1685**
- Girard, P., **17-0202**
- Girdhar, R., **10-0294**
- Giri, V.S., **19-1431**, **19-1487**
- Giridhar, D., **16-0149**
- Girotti, R., **16-0601**
- Giroux, A., **10-1858**
- Girreser, U., **02-0312**
- Gisdakis, P., **15-1734**, **15-1738**,
15-1934, **19-0114**
- Gissot, A., **13-0290**, **13-0639**,
15-1939, **16-0115**
- Gitlin, L.F., **17-0092**
- Gitlitz, M.H., **12-0591**
- Gittos, M.W., **16-0434**
- Giudicelli, M.B., **10-1044**
- Giuffrida, D., **02-0312**
- Giuliani, A., **16-0615**
- Giuliano, C., **10-1153**
- Giumanini, A.G., **10-1716**,
12-0701, **13-0759**, **16-1712**,
18-0380, **18-0387**
- Giunta, N., **15-1685**
- Givens, R.S., **07-0050**, **17-0499**,
17-0515, **18-0641**
- Gjuranović, Ž., **10-0142**
- Gladfelter, E.J., **14-0153**
- Gladfelter, W.L., **12-0742**
- Gladiali, S., **15-1492**, **16-1225**
- Gladys, J.A., **19-0909**, **19-1055**
- Gladysheva, F.N., **15-1966**
- Gladysz, J.A., **12-0352**,
16-1422, **17-0190**, **19-1055**
- Glänzer, B.I., **15-0520**
- Glapski, C., **15-1049**
- Glaser, P.B., **15-0729**
- Glaser, R., **05-0068**, **13-0005**,
13-0023, **13-0027**
- Glasfeld, A., **04-0252**
- Glasovac, Z., **02-0082**
- Glass, L.E., **10-0176**, **16-1570**
- Glass, R.S., **04-0354**, **04-0387**,
16-0432
- Glass, T., **02-0364**
- Glasson, W.A., **10-0357**
- Glatzhofer, D.T., **16-1707**
- Glave, W.R., **17-0052**
- Glaze, W.H., **12-0013**
- Glazer, E.A., **18-0347**
- Glazunova, E.M., **16-1186**
- Gleason, J.D., **16-1457**
- Gleason, J.G., **12-0174**,
19-0871, **19-1425**
- Gleason, J.L., **15-0809**, **15-0835**
- Gleave, D.M., **16-1026**
- Glebova, E.V., **16-0422**
- Gledhill, A.P., **19-1566**
- Gleich, A., **04-0243**
- Gleicher, G.J., **02-0036**,
14-0104, **14-0121**, **15-0101**,
18-0116
- Gleiter, R., **02-0052**, **02-0180**,
02-0353, **03-0060**, **04-0249**,
04-0427, **04-0490**, **05-0050**,
11-0508, **14-0244**, **15-1447**,
15-2115, **18-0631**
- Gleiter, R.J., **16-1918**
- Glendening, E.D., **02-0023**
- Glenn, A.G., **14-0078**, **18-0075**
- Glenn, R., **16-0030**
- Glick, A.H., **16-2085**
- Glick, H.C., **05-0363**
- Glick, M.D., **15-0280**
- Glick, R., **09-0047**
- Glick, R.E., **09-0054**
- Glidewell, C., **02-0133**
- Glineur, M., **18-0509**
- Glink, P.T., **03-0186**
- Glöckner, R., **02-0236**
- Gloe, K., **03-0139**
- Gloor, B.F., **13-0588**
- Glorius, F., **10-1471**, **15-2435**
- Glover, B., **13-0305**, **13-0649**
- Glover, C., **16-0138**
- Glover, I.T., **18-0040**
- Glover, S.A., **15-1259**, **15-1575**
- Glowinski, R., **14-0384**
- Glukhovtsev, M.N., **02-0092**,
02-0209, **02-0231**, **02-0288**,
05-0327
- Glushkov, R.G., **10-0380**
- Glushkov, R.G.I., **10-0686**
- Glyde, E., **02-0371**
- Gmouth, S., **11-0431**
- Gnanadesikan, V., **15-1741**
- Gnanapragasam, N.S., **11-0305**
- Gnanasekaran, C., **19-0831**
- Gnedin, B.G., **16-2143**
- Gnonlonfoun, N., **15-0782**
- Goacolou, K., **15-1782**
- Goble, M.P., **16-1578**
- Goblyos, A., **02-0429**
- Goda, K., **10-1207**, **15-0735**

- Godat, M., **10-0465**
 Goddard II, W.A., **15-2300**
 Goddard III, W.A., **02-0216, 05-0332, 15-2105**
 Goddard, J.-P., **15-0701**
 Goddard, J.D., **15-2089**
 Godefroi, E.F., **19-1397**
 Godel, T., **10-1641**
 Godet, T., **16-2132**
 Godfrey, A.G., **17-0282, 19-0170**
 Godfrey, C.R.A., **19-0058, 19-1410**
 Godfrey, I.M., **18-0371**
 Godfrey, M., **05-0378, 08-0171, 11-0083**
 Godfrey, P.D., **13-0047**
 Godjoian, G., **19-1126**
 Godleski, S., **04-0206**
 Godleski, S.A., **18-0115**
 Godovikova, T.I., **13-0687**
 Godschalx, J., **10-1260**
 Godschalx, J.P., **10-1824**
 Godt, A., **03-0198**
 Goedecke, E., **02-0181**
 Goedicke, C., **04-0068**
 Goedken, V., **05-0356, 18-0019**
 Goel, A.B., **10-0089, 10-0772, 15-0948, 15-0948, 17-0177**
 Goel, O.P., **16-2056**
 Goel, S.C., **18-0121**
 Goem G.L., **15-0253**
 Goering, H.L., **170, 05-0138, 10-0063, 10-0064, 10-0068, 10-0069, 10-0134, 10-0216, 10-0217, 10-1429, 10-1430, 10-1437, 10-1509, 10-1656, 14-0263, 15-0054, 15-0057, 15-0124, 18-0708**
 Goerlich, J.R., **12-0365**
 Goerner Jr., R.N., **18-0056**
 Goetschel, C.T., **18-0056**
 Goggiamani, A., **13-0149, 13-0230, 13-0609, 16-1983, 18-0356**
 Gogia, A., **19-0813**
 Gogoi, B.J., **16-0882**
 Gogoi, P., **19-0230**
 Gogoll, A., **13-0550, 13-0547**
 Gogonea, V., **02-0338**
 Goh, S.-H., **16-0590**
 Goh, S.H., **11-0648**
 Gohain, M., **09-0107**
 Goicoechea-Pappas, M., **10-1725**
 Going, R., **12-0139**
 Goj, L.A., **15-0764**
 Gojo, T., **10-0811**
 Gokcek, D.Y., **16-1652**
 Gokel, G.W., **03-0088, 03-0101, 03-0104, 03-0117, 03-0146, 04-0164, 10-0453, 10-0610, 10-0696, 10-0784, 10-0967, 10-1047, 10-1619, 10-1787, 13-0691, 13-0737, 15-2274, 16-1255, 16-2128, 16-2133, 17-0479, 19-1564**
 Gokhale, A.S., **19-0538**
 Göksu, S., **10-0939, 19-0392**
 Gol'dberg, Yu.Sh., **15-2274**
 Gol'dfarb, Ya.L., **04-0451, 04-0456**
 Gol'ding, I.R., **13-0534**
 Gol'dshtein, I.P., **03-0001**
 Golan, O., **04-0326, 04-0344**
 Golborn, P., **11-0073**
 Gold, H., **10-0519, 13-0413**
 Gold, M.R., **10-0897**
 Gold, P.M., **15-0561**
 Gold, V., **05-0002, 05-0006, 05-0070, 06-0047, 06-0087, 10-0119, 11-0110, 12-0412, 13-0009, 15-0024, 16-1517, 16-1886, 19-1063, 08-0019**
 Goldacre, R.J., **05-0043**
 Goldberg, B.J., **10-0209**
 Goldberg, G.M., **12-0431**
 Goldberg, I., **01-0067, 03-0156**
 Goldberg, N.L., **10-0711**
 Goldberg, S.I., **04-0136, 17-0126**
 Goldberg, S.Z., **02-0254**
 Goldblum, A., **04-0071, 16-2160**
 Golden, D.M., **05-0265, 15-0059**
 Golden, J.T., **11-0574**
 Golden, R., **01-0042**
 Goldenberg, W.S., **05-0177, 05-0181**
 Goldfinger, P., **14-0182**
 Goldfuss, B., **15-0702**
 Goldhamer, D.M., **15-0048**
 Golding, B.T., **10-0898, 10-1089, 12-0657, 18-0615**
 Golding, G.M., **13-0484**
 Golding, P., **10-0764**
 Golding, P.D., **11-0587**
 Goldman, A.S., **19-0050, 19-0061**
 Goldman, B.E., **16-1484**
 Goldman, E.W., **15-2297**
 Goldman, G., **11-0214, 11-0416**
 Goldman, G.K., **02-0377**
 Goldman, I.M., **15-2243**
 Goldman, L., **19-0160, 19-0163**
 Goldman, M., **04-0170**
 Goldman, N., **10-1653**
 Goldmann, A., **04-0437**
 Goldring, W.P.D., **18-0797**
 Goldsmith, B., **19-1295, 19-1522**
 Goldsmith, E.A., **18-0048**
 Goldsmith, M.D., **12-0370**
 Goldstein, M.J., **02-0254, 18-0621, 18-0623**
 Goldwhite, H., **11-0593, 15-0074**
 Goliński, J., **13-0670, 19-0778**
 Goll, J.M., **11-0332**
 Goller, E.J., **04-0138, 16-0005**
 Gollnick, K., **14-0227, 14-0235, 14-0241, 14-0241, 15-2151**
 Golobish, T.D., **04-0428**
 Golobov, Y.G., **19-1273**
 Golod, E.L., **11-0029, 11-0138, 12-0711**
 Gololobov, Yu.G., **16-1403**
 Golovina, Z.P., **16-0031**
 Golse, R., **10-1524**
 Golubeva, I.A., **16-0422**
 Golubkin, L.N., **11-0044**
 Gözl, H.-J., **02-0261**
 Gomaa, M.A.-M., **11-0176**
 Gomberg, M., **05-0003, 05-0229**
 Gomes de Mesquita, A.H., **05-0088**
 Gomes, A.K., **15-0997**
 Gomes, P., **10-1442, 13-0337, 15-1162**
 Gómez Aranda, V., **15-1875**
 Gomez, J., **08-0131, 10-1110**
 Gómez, A.M., **10-1530, 15-1224**
 Gómez, A.M., **15-1718**
 Gómez, B., **15-2104**
 Gómez, C., **15-2346**
 Gómez, J., **08-0125**
 Gómez, J.L., **17-0485**
 Gómez, M., **10-1454, 10-1459**
 Gomez-Bengoa, E., **15-0870, 13-0131, 15-1310**
 Gómez-Escalonilla, M.J., **13-0516**
 Gómez-Lara, J., **19-0261**
 Gómez-López, M., **03-0191**
 Gómez-Lor, B., **13-0378**
 Gómez-Parra, V., **10-0729**
 Gommermann, N., **16-0889**
 Gopper, R., **02-0221, 02-0222, 02-0224, 02-0236, 10-0484, 15-2224, 18-0632**
 Gomtshyan, A., **16-1965, 16-1966**
 Goncharov, A.N., **16-0015**
 Gondai, T., **15-0626**
 Gong, H., **16-0094**
 Gong, L., **10-1453, 10-1454, 13-0482, 19-1265**

- Gong, L.-Z., **15-1128, 16-0865, 16-1037**
 Gong, W.H., **13-0378, 13-0389, 13-0421**
 Gong, Y., **07-0118, 07-0119, 13-0503**
 Gonikberg, E.M., **15-0970, 19-1019**
 Gonsalves, A.M. d'A.R., **15-2133**
 Gonthier, E., **13-0548, 18-0777**
 Gonzalez, D., **15-1724, 15-2231**
 Gonzalez, J., **16-1786**
 Gonzalez, M.A., **10-1725**
 Gonzalez, T., **10-0462**
 González, E., **16-1192**
 González, C., **11-0268**
 González, J., **16-2112**
 González, J.J., **13-0378**
 González, J.M., **10-0669, 14-0141, 15-0357, 15-1546, 15-1547**
 González, R., **15-1006**
 González, R.R., **10-0133, 19-0336**
 González-Bobes, F., **14-0141**
 González-Nilo, F., **08-0083**
 González-Nuñez, M.E., **19-0515, 15-1199, 19-0799**
 Gonzalez-Outeirino, J., **04-0348**
 González-Sierra, M., **02-0404**
 González-Zamora, E., **15-0415**
 Gonzálwz, G., **11-0268**
 Gonzalez, A.M., **15-0584**
 Gonçalves, S.M.C., **10-0828, 12-0142**
 Goo, Y.M., **16-0136**
 Gooch, E.E., **12-0492**
 Good, G.M., **15-1475**
 Goodacre, P.R., **14-0351**
 Goodale, J.W., **07-0079, 07-0088**
 Goodall, K., **15-1254**
 Goodarzi, M., **19-0084**
 Goodby, J.W., **10-1296**
 Goode, E.V., **01-0036**
 Goode, N.C., **04-0240**
 Goodenough, K.M., **19-1395**
 Goodenough-Lashua, D.M., **04-0313**
 Gooding, O.W., **16-0363, 16-1746**
 Goodlett, V.W., **15-2185, 15-2189, 15-2212**
 Goodman, J.L., **01-0101, 05-0374, 05-0386, 15-2324**
 Goodman, J.M., **16-0783, 16-1018, 16-1032, 16-1051, 16-1384**
 Goodman, L., **10-1119, 17-0220**
 Goodman, M., **03-0203**
 Goodman, R.M., **16-0186**
 Goodman, S.N., **07-0123**
 Goodwin, T.H., **02-0004, 02-0007**
 Goodwin, T.H., **04-0419**
 Goon, D.J.W., **17-0035, 18-0891**
 Goon, S., **11-0466**
 Goosen, A., **14-0214, 15-1575, 18-0868**
 Goossen, L.J., **15-0278**
 Goößen, L.J., **13-0454, 13-0531, 13-0636, 16-0841, 16-1983, 17-0228, 19-1110**
 Gopal, D., **15-1117**
 Gopal, H., **19-0434**
 Gopalaiah, K., **18-0319, 18-0326**
 Gopalakrishnan, G., **16-0102**
 Gopalan, A.D., **09-0098**
 Gopalan, A.S., **15-0788**
 Gopalan, R., **12-0147**
 Gopinath, R., **16-0149, 19-0702**
 Gopius, E.D., **18-0044, 18-0250**
 Goralski, C.T., **10-0923, 15-0670, 15-0671, 15-1598, 19-0953, 19-1154, 19-1172, 19-1527**
 Gorb, L., **12-0087, 17-0206**
 Görbitz, C.H., **03-0035**
 Gorczyca, A.M., **04-0221**
 Gordeichuk, S.S., **12-0709**
 Gordi, Z., **18-0323**
 Gordillo, B., **04-0361**
 Gordillo, R., **15-2097, 15-2150, 16-1029**
 Gordin, M.B., **18-0028**
 Gordon, A.J., **14-0222, 15-0129**
 Gordon, C.M., **16-0629**
 Gordon, G., **18-0672**
 Gordon, I.M., **16-2140**
 Gordon, J.E., **10-0335**
 Gordon, J.W., **15-0022**
 Gordon, K.M., **17-0290, 19-0600**
 Gordon, M., **14-0212, 17-0388**
 Gordon, M.D., **15-2044**
 Gordon, M.S., **01-0009, 01-0010**
 Gordon, P.E., **19-1449**
 Gordon, P.F., **07-0003, 11-0166**
 Gordon, R.J., **18-0499**
 Gordon, R.S., **13-0407, 13-0492**
 Gordon, S., **02-0127**
 Gore, J., **10-1435**
 Gore, P.H., **11-0073, 11-0416, 11-0452, 11-0607, 11-0608**
 Goré, J., **10-0547, 10-1349, 15-0221, 15-0511, 15-1612, 15-2212**
 Gorelik, M.V., **02-0093, 11-0582**
 Goren, Z., **04-0344**
 Gorenstein, D.G., **13-0030, 16-0030**
 Gori, D., **16-0779**
 Gorkom, M., **04-0256**
 Gorlier, J., **15-1074**
 Görlitz, M., **18-0643**
 Gorman, A.A., **14-0228, 15-2156**
 Gorman, D.B., **15-2092, 15-2141**
 Gorman, J.A., **04-0309**
 Görner, H., **07-0054**
 Gorsane, M., **15-1862, 19-1056**
 Gorsuch, S., **10-1274**
 Gorton, P.J., **15-0181**
 Gortva, A.M., **18-0567**
 Gosain, R., **15-1253**
 Gosavi, R.K., **18-0224, 18-0226**
 Gosberg, A., **15-1125, 15-1134**
 Goshaev, M., **13-0455**
 Gosmini, C., **10-1442, 13-0337, 15-1162, 16-1908**
 Gosney, A.P., **11-0164**
 Gosney, I., **02-0090, 15-0016, 15-2322, 16-1323, 18-0469, 18-0470**
 Gosselain, P.A., **14-0182**
 Gosselck, J., **10-1599**
 Gosselin, P., **10-0366**
 Gosser, L., **12-0030**
 Gössler, W., **07-0103**
 Gotanda, K., **12-0252, 14-0008**
 Gotebowski, A., **04-0135**
 Gothelf, A.S., **11-0387**
 Gothelf, K.V., **15-1960, 16-0920, 16-1164**
 Goti, A., **17-0449, 19-0307, 19-0767, 19-0774, 19-1231**
 Goto, D., **10-1854**
 Goto, H., **19-1667**
 Goto, K., **03-0135, 08-0187, 16-0670**
 Goto, M., **10-0154, 10-0170, 10-0441**
 Goto, N., **10-0154, 10-0440**
 Goto, T., **15-1092, 16-0329**
 Gotor, V., **16-1413, 19-1022**
 Gotou, H., **02-0317**
 Gotou, T., **15-0933, 17-0381**
 Gott, P.G., **15-2185, 15-2190**
 Gotta, M.F., **10-0355**
 Gottardi, W., **11-0251**
 Gottarelli, G., **04-0187**
 Gotteland, J., **15-1975**
 Göttker-Schnetmann, I., **19-0043**
 Göttlich, R., **15-0323, 15-1568**

- Gottlieb, H., **19-0158**
 Gottschalk, T., **16-1416**
 Gotō, H., **04-0275**
 Goubitz, K., **11-0615**
 Goud, P.R., **16-0328, 17-0483**
 Goudgaon, N.M., **12-0444, 12-0514, 12-0517**
 Goudmand, P., **18-0634**
 Gough, R.G., **10-1318**
 Gouin, L., **15-0174**
 Gould, A.E., **18-0488**
 Gould, E.S., **15-1795**
 Gould, E.S., **19-0787**
 Gould, F.E., **17-0457, 19-1174**
 Gould, I.R., **01-0101, 05-0335, 15-2312, 17-0515**
 Gould, K.J., **18-0457**
 Goumont, R., **08-0172**
 Goumont, T., **13-0005**
 Goure, W.F., **10-1824**
 Gourevitch, D.N., **15-1959**
 Gouverneur, V., **15-0229, 15-1563, 18-0818**
 Goux, C., **10-0802**
 Goux-Henry, C., **10-1453**
 Govande, C.A., **19-0703**
 Gover, T.A., **14-0137**
 Govind, N., **18-0091**
 Govindachari, T.R., **11-0400**
 Govindan, C.K., **19-0356**
 Gowda, A.S.P., **19-1201**
 Gowda, D.C., **19-1153, 19-1201, 19-1205, 19-1216, 19-1749**
 Gowda, S., **19-1153, 19-1201, 19-1216**
 Gowenlock, B.G., **12-0706, 15-1616**
 Gowland, F.W., **19-1063**
 Gozzi, C., **13-0301, 16-1778**
 Gozzo, A., **19-1791**
 Gozzo, F., **18-0493**
 Gozzo, F.C., **11-0071, 18-0655**
 Grabacia, S., **18-0773**
 Grabner, G., **05-0354**
 Graboski, G.G., **16-1149**
 Grabowski, E.J.J., **04-0197, 15-0615, 15-1038, 18-0302, 19-0673, 19-0678**
 Grabowski, J., **10-0312**
 Grabowski, J.J., **10-0368, 17-0120, 18-0601**
 Grabowski, S., **07-0048**
 Grachev, M.A., **15-1652**
 Gracheva, E.P., **15-0049, 15-0295**
 Gracheva, R.A., **04-0144**
 Gracias, V., **18-0297**
 Graczyk, D.G., **10-0078**
 Gradl, S.N., **15-0850, 16-0688**
 Graefe, J., **15-0222**
 Graf, E., **03-0118**
 Graf, N.A., **15-2210**
 Graf, R., **16-2110, 16-2111**
 Gragerov, I.P., **10-1317, 13-0746, 19-0630, 19-0755, 19-1570**
 Graham, A., **12-0198**
 Graham, A.E., **10-0542, 16-0234**
 Graham, G.R., **15-2431**
 Graham, J., **11-0153**
 Graham, S.H., **19-1244**
 Graham, W.D., **15-2282**
 Grahn, W., **15-0094**
 Graiver, D., **03-0194**
 Grajewski, J., **04-0113**
 Grakauskas, V., **11-0310, 11-0311, 12-0212, 12-0728, 14-0436**
 Gramaccioli, C.M., **02-0285, 13-0010**
 Gramain, J.-C., **10-1216**
 Gramstad, T., **11-0337**
 Gran-Masse, H., **12-0103**
 Graña, P., **05-0186**
 Grananderr, J., **16-0470**
 Grand, A., **05-0262**
 Grand, E., **15-2143**
 Grandander, J., **08-0208**
 Grandberg, I.I., **17-0446, 18-0691, 18-0714**
 Grandbois, E.R., **19-1014**
 Grandclaudon, P., **16-1321**
 Grandi, M., **11-0409**
 Grandi, R., **12-0114, 12-0119, 19-0828**
 Grandolini, G., **02-0149**
 Granger, M.-C., **16-0471**
 Granger, M.R., **08-0025**
 Granger, R., **15-1685**
 Granik, V.G., **04-0461, 10-0380, 10-0686, 10-1674, 16-0425**
 Granito, C., **16-2050**
 Granoth, I., **15-0498**
 Grant, A.A., **18-0125**
 Grant, D.M., **02-0218, 03-0077, 04-0163**
 Grant, E.H., **07-0108**
 Grant, H.M., **08-0038**
 Grant, J.L., **08-0075**
 Grant, R.W., **18-0397**
 Gras, J., **10-0613, 15-2187**
 Gras, J.L., **15-2212**
 Grasa, G.A., **13-0192, 13-0300, 13-0480, 16-1682, 16-1695**
 Grashley, R., **15-1932, 15-1980, 15-2166, 15-2261**
 Grass, F., **12-0670**
 Grasselli, P., **12-0585, 16-0499, 16-0500**
 Grassi, G., **15-1937**
 Grätz, W., **10-1536**
 Grau, G., **14-0320**
 Graul, S.T., **05-0101, 05-0107, 12-0641**
 Gravaatt, E.C., **18-0893**
 Gravel, D., **15-0053, 16-1834**
 Gravel, M., **16-0699, 16-0705**
 Gravestock, M.B., **15-0784**
 Gray, B.L., **18-0800**
 Gray, D., **11-0298**
 Gray, D.L.F., **17-0297**
 Gray, P., **14-0110**
 Gray, T.A., **18-0482**
 Gray, W.K., **09-0106**
 Graybill, B.M., **11-0215**
 Grayshan, R., **10-1701, 10-1702**
 Grayson, J.I., **15-2003**
 Grayston, M.W., **10-1503, 18-0169**
 Graziani, M., **11-0478, 19-0960**
 Graziano, M.L., **15-1941**
 Grazini, M.V.A., **12-0371**
 Grdina, M.J., **14-0237, 14-0241**
 Grdinic, M., **15-0095**
 Gream, G.E., **10-0134, 10-0170, 10-0173, 19-0438, 19-1738**
 Greasley, P.M., **11-0011**
 Grebenik, P., **02-0171**
 Grech, E., **03-0013**
 Greck, C., **12-0508**
 Gree, R., **19-0194, 19-0120, 19-0222**
 Greeley, R.H., **02-0250**
 Green III, F.R., **16-0112**
 Green, B., **16-1438, 19-1467, 19-1469**
 Green, B.S., **04-0164, 04-0165, 09-0012**
 Green, D.L.C., **05-0099, 10-0482**
 Green, D.P., **05-0181, 12-0629**
 Green, D.T., **15-1558**
 Green, G.M., **15-2290**
 Green, J., **08-0147, 16-1876, 18-0686**
 Green, L., **10-1284, 13-0641, 13-0641**
 Green, M., **10-0357, 15-2431, 17-0457**
 Green, M.L.H., **02-0171, 03-0083, 05-0145, 12-0001**
 Green, M.M., **18-0872**
 Green, M.P., **15-0900**
 Green, N.S., **12-0092**
 Green, R., **15-1675**
 Green, R.D., **03-0045**

- Greenberg, A., **02-0204**,
04-0402, **04-0409**, **04-0424**,
18-0113, **18-0646**
- Greenblatt, J., **04-0032**
- Greene Jr., G.H., **01-0042**
- Greene Jr., J.L., **17-0139**
- Greene, A.E., **15-1418**,
15-1437, **15-1452**, **15-1453**,
19-1462
- Greene, D.J., **15-0604**
- Greene, F.D., **10-0748**, **15-1804**,
17-0099, **18-0070**, **18-0203**
- Greene, J.L., **18-0180**
- Greene, R.M.E., **18-0836**
- Greene, T.W., **10-0613**,
10-0895, **10-0895**,
16-1761
- Greenfield, H., **15-0461**
- Greenhalgh, C., **13-0019**
- Greenhall, M.P., **12-0135**
- Greenlee, K.W., **04-0412**,
15-0505
- Greenlimb, P.E., **16-1282**
- Greenman, K.L., **15-0393**
- Greenspan, N., **15-0572**,
19-0920
- Greenwald, R., **16-1273**
- Greenwood, F.L., **19-0361**,
19-0376
- Greer, A., **15-0967**
- Greer, S., **19-1053**
- Greeves, N., **10-0600**, **16-0487**,
16-0494, **16-0624**, **16-0871**,
16-1439
- Grega, K.C., **19-0333**
- Gregor, I.K., **11-0116**
- Gregoriou, G.A., **10-0079**
- Gregory, B.J., **10-0079**,
18-0332, **18-0336**
- Gregory, C.D., **10-1332**
- Gregory, M.J., **10-0372**,
11-0611
- Gregory, P., **07-0003**, **11-0166**
- Gregory, R.J., **18-0893**
- Gregory, T.A., **07-0021**
- Gregson, M., **10-1058**, **10-1259**
- Grehn, L., **10-0992**
- Greiciute, D., **15-1601**
- Greico, P.A., **18-0710**
- Greidanus, G., **12-0533**,
13-0628
- Greig, C.C., **11-0058**
- Greig, I.R., **15-2071**
- Greigger, B.A., **19-0411**
- Grejidanus, B., **15-1806**
- Greiner, A., **17-0149**, **18-0318**
- Greinert, R., **19-0366**
- Greisbeck, A.G., **16-2089**
- Greisinger, R., **18-0557**
- Grekov, A.P., **10-0361**, **10-0363**
- Grela, K., **18-0781**, **18-0800**,
18-0811, **18-0828**, **19-1740**
- Grelbig, T., **01-0096**
- Grelrier, S., **13-0077**
- Grell, E., **03-0116**
- Grellier, M., **10-0875**
- Grellier, P.L., **03-0015**, **10-0443**,
12-0002, **12-0040**, **12-0424**,
12-0431, **12-0482**, **12-0504**,
12-0551
- Gremaud, D., **15-2257**
- Gremyachinskiy, D.E., **16-0673**
- Grendze, M.P., **10-0189**
- Grenier, L., **12-0348**
- Grenon, M., **16-0223**, **06-0088**
- Gresser, M.J., **16-1848**
- Gretz, E., **14-0261**
- Greunig, H., **19-0366**
- Greuter, H., **15-2178**, **16-1393**
- Grev, R.S., **04-0279**
- Grey, R.A., **16-1903**
- Grgurina, I., **10-0916**
- Gribble, G.W., **11-0652**,
13-0504, **15-0499**, **16-0137**,
16-0356, **16-0374**, **16-1775**,
19-0935, **19-1351**, **19-1444**
- Gribchenko, E.A., **13-0720**
- Grice, P., **10-0604**, **19-1130**
- Gridnev, I.D., **15-0596**, **15-1920**, **18-0548**
- Griebe, D., **03-0152**
- Griebenow, N., **16-0580**
- Grieco, C., **10-0268**
- Grieco, P.A., **10-1058**, **10-1259**,
12-0246, **12-0350**, **13-0543**,
15-0253, **15-2029**, **15-2032**,
15-2261, **16-1408**, **16-1583**,
17-0293, **18-0364**, **18-0565**,
18-0667
- Griengl, H., **16-1424**, **16-1461**,
16-2015
- Grier, M.C., **16-0640**
- Griesbaum, K., **15-0030**,
15-0106, **15-0110**, **15-0297**,
19-0352, **19-0366**
- Griesbeck, A., **15-1841**
- Griesbeck, A.G., **12-0101**,
16-2086, **16-2087**, **16-2090**
- Griesinger, C., **05-0184**
- Grieve, D.M.A., **16-0027**
- Griffin, D., **11-0200**
- Griffin, G.W., **04-0441**,
18-0855, **18-0859**
- Griffin, J.H., **12-0352**
- Griffin, R.G., **05-0224**
- Griffin, R.N., **12-0648**
- Griffith, J.R., **16-0194**
- Griffith, R.C., **04-0286**
- Griffith, W.P., **19-0123**, **19-0394**
- Griffiths, D.V., **10-0955**
- Griffiths, D.W., **03-0174**
- Griffiths, J., **07-0003**
- Griffiths, J.G., **15-2210**
- Griffiths, P.A., **15-2239**
- Grigat, E., **10-0615**, **10-0616**
- Grigg, R., **02-0303**, **10-0900**,
10-1243, **15-0806**, **15-0878**,
15-1476, **15-1942**, **19-0708**
- Grigina, I.N., **16-1186**
- Grignon-Dubois, M.,
12-0303
- Grigor, B.A., **08-0030**
- Grizzen, Y., **06-0032**
- Griller, D., **01-0089**, **05-0202**,
05-0208, **05-0308**, **05-0345**,
14-0049, **14-0077**, **14-0097**,
14-0146, **18-0073**, **19-1533**
- Grilli, S., **04-0087**
- Grillot, G.F., **11-0590**
- Grim, S.O., **16-1282**
- Grima, P.M., **07-0099**
- Grimaud, J., **18-0033**
- Grimaud, L., **16-0396**, **16-1735**
- Grimeau, J., **12-0014**
- Grimes, K.D., **19-1313**
- Grimes, P., **12-0406**
- Grimm, B., **18-0571**
- Grimm, K.G., **16-0240**
- Grimm, R.A., **14-0408**, **19-1592**
- Grimme, W., **02-0259**, **04-0467**,
15-2219, **18-0552**
- Grimmelikhuisen, J.C.,
19-0352, **19-0368**
- Grimmond, B.J., **15-2065**
- Grinblat, J., **10-0025**
- Grinter, R., **02-0171**
- Grisdale, E.E., **10-0333**
- Grisdale, P.J., **01-0042**
- Grishin, Yu.K., **15-0280**
- Grisso, B.A., **16-1032**
- Grissom, J.W., **15-2363**,
18-0487, **18-0488**
- Griswold, A.A., **18-0467**
- Gritter, R.J., **10-0494**
- Grivas, J.C., **16-0427**
- Grob, C.A., **01-0042**, **01-0043**,
01-0044, **09-0041**, **10-0173**,
10-0175, **10-0177**, **10-0248**,
10-0251, **14-0102**, **14-0433**,
15-0034, **17-0403**, **17-0404**,
17-0405, **17-0406**, **17-0407**,
17-0452, **17-0456**, **17-0457**
- Gröbel, B., **10-0558**, **10-1666**
- Groen, M.B., **04-0186**
- Groenewege, M.P., **08-0024**
- Groenewegen, F., **10-1620**
- Grogan, M.J., **15-1665**, **16-1458**
- Gröger, H., **16-1422**, **16-1448**,
19-1022
- Groh, B.L., **12-0259**

- Grohmann, K., **02-0272, 18-0642**
 Gron, L.U., **13-0403**
 Grondin, J., **12-0599**
 Grondin, R., **15-0384**
 Gronert, S., **05-0106, 05-0150, 10-0267, 10-0307**
 Gronheid, R., **05-0065, 12-0484**
 Gronowitz, S., **12-0512**
 Gros, C., **04-0096**
 Gros, E.G., **10-0540**
 Gros, G., **15-0375**
 Gros, P., **13-0647**
 Grosjean, D., **15-0068**
 Grosjean, F., **19-1692**
 Grosjean, M., **04-0268**
 Gross, A.W., **10-1652, 12-0313, 15-1921, 19-0754**
 Gross, B., **12-0605**
 Gross, B.H., **19-1313**
 Gross, E., **16-1797, 16-1816, 16-2133**
 Gross, E.K.M., **10-1208**
 Gross, G., **04-0476, 04-0486**
 Gross, H., **10-0292, 11-0488, 11-0489**
 Gross, K.C., **08-0175**
 Gross, M.F., **15-0429**
 Gross, M.L., **11-0031**
 Gross, P.H., **16-0673**
 Gross, T., **16-0344**
 Grosse, D., **16-1889**
 Grossert, J.S., **05-0144**
 Grossi, L., **05-0215, 13-0011, 15-1167**
 Grossman, N., **18-0186**
 Grossman, R.B., **15-0773, 15-1029, 15-1041**
 Grosu, I., **02-0428, 04-0076**
 Grotemeier, G., **10-1640**
 Groth, P., **02-0346, 03-0107**
 Groth, U., **16-0576, 19-1654**
 Groth, U.M., **15-0878**
 Grotjahn, D.B., **08-0197, 15-0213**
 Groundwater, P.W., **15-1940**
 Grout, A., **17-0061**
 Groutas, W.C., **16-1425**
 Grove, D.I., **02-0362**
 Grove, D.M., **10-1438**
 Grovenstein Jr., E., **05-0145, 11-0305, 11-0620, 12-0688, 18-0094, 18-0120, 18-0121, 18-0122**
 Grover, R., **04-0304**
 Grover, V., **10-0720**
 Grover, V.K., **10-0606**
 Groves, E.E., **12-0302**
 Groves, J.K., **15-1648**
 Groves, J.T., **02-0197, 14-0082, 15-1892, 19-0464, 19-0465**
 Groves, K., **18-0503**
 Groves, L.G., **02-0368**
 Groves, P.T., **14-0288**
 Grozinger, K., **11-0398**
 Grubber, M.J., **18-0508**
 Grubbs, E.J., **01-0041**
 Grubbs, R., **02-0226**
 Grubbs, R.H., **15-2201, 16-1002, 16-1347, 16-1348, 18-0755, 18-0756, 18-0759, 18-0766, 18-0767, 18-0769, 18-0778, 18-0781, 18-0785, 18-0792, 18-0794, 18-0795, 18-0796, 18-0801, 18-0805, 18-0820, 18-0832, 18-0833, 18-0836**
 Gruber, A.S., **13-0397**
 Gruber, J.M., **19-0479**
 Gruber, W., **18-0011**
 Grubmüller, P., **12-0687**
 Gruen, L.C., **11-0110**
 Gruetzmacher, G., **11-0520**
 Grugier, J., **16-1999**
 Grünanger, P., **15-1932**
 Gründemann, E., **04-0039**
 Grundke, H., **18-0420**
 Grundmann, C., **19-1556, 19-1557**
 Grundon, M.F., **13-0773, 17-0446**
 Grundy, J., **10-0718**
 Grüner, H., **15-2255, 18-0494**
 Grunewald, G.L., **10-0993, 18-0641**
 Gruntz, U., **10-0725, 10-0850**
 Grunwald, E., **03-0009, 06-0004, 06-0043, 08-0220, 09-0016, 10-0282, 10-0422, 10-0427, 16-0156, 16-0157**
 Grunwell, J.R., **15-1171**
 Gruseck, U., **18-0582**
 Gruszecka, E., **18-0751, 18-0891**
 Grutlauria, M., **15-0224, 15-0439**
 Grutzner, J.B., **05-0126, 05-0134, 12-0102, 12-0208, 15-1512**
 Gruzdneva, V.N., **09-0034, 18-0044**
 Grynspan, F., **03-0124**
 Grzyb, J.A., **16-1803**
 Gschrei, C.J., **15-0331**
 Gschwend, H.W., **10-1284, 12-0388, 13-0641**
 Gschwind, R.M., **08-0088**
 Gstöttmayr, C.W.K., **10-1303**
 Gu, C., **19-0253**
 Gu, D., **19-0517, 19-0792**
 Gu, H., **19-1120**
 Gu, J., **19-1230**
 Gu, P.M., **19-1042**
 Gu, S., **15-0867**
 Guan, X.-P., **16-1768**
 Guanti, G., **12-0230, 16-1571, 16-2146**
 Guardoño, R., **15-0454**
 Guari, Y., **13-0177**
 Guarna, A., **10-1414, 12-0283, 16-0687, 19-1022**
 Guarnieri, A., **05-0241, 13-0060**
 Guay, D., **15-0783, 16-1372, 16-2180**
 Gubelt, C., **12-0480**
 Guchhait, S.K., **13-0386, 15-0480, 15-0582, 17-0372, 19-1336**
 Gudipati, M.S., **16-2090**
 Gudkov, B.S., **15-0447, 15-0450**
 Gudkova, A.S., **18-0250**
 Gudkova, I.P., **04-0169, 04-0209**
 Gudmundsdottir, A.D., **05-0402**
 Gudmundsson, B.O., **05-0177, 05-0181**
 Gudnason, P.I., **04-0371**
 Guella, F., **10-0242**
 Guemas, J., **16-0209, 15-0024, 15-0268, 15-0290**
 Guerin, D.J., **15-1318**
 Guérin, B., **15-1245, 15-1281**
 Guérin, C., **04-0026**
 Guerra, F.M., **14-0177, 15-0284**
 Guerra, I.M., **15-1710**
 Guerra, M., **01-0110, 15-1219**
 Guerreiro, M.C., **19-0611**
 Guerrero, A., **10-1089, 10-1798, 15-1545**
 Guerrieri, F., **10-1841, 15-1381**
 Guertin, D.L., **19-0779**
 Guertin, K.R., **19-0502, 19-0814**
 Guest, J.M., **18-0667**
 Guette, C., **11-0226**
 Guette, J., **11-0261**
 Guetté, J., **04-0209, 04-0214, 04-0214**
 Gugel, H., **04-0472**
 Guggenberger, L.J., **05-0159**
 Guggisberg, A., **16-1858**
 Guha, S., **19-0982**
 Guibe, F., **10-0340, 10-0489, 19-1100**
 Guibé, F., **18-0809**
 Guibé-Jampel, E., **18-0362, 18-0715**
 Guida, A.R., **10-0727**
 Guida, W.C., **10-0727, 19-1091**
 Guihéneuf, G., **03-0015**

- Guijarro, A., 12-0618, 16-0479
 Guijarro, D., 15-0753, 19-1028
 Guilhem, J., 03-0207, 04-0244
 Guillamet, B., 13-0312
 Guillaume, G., 10-0911, 13-0573
 Guillemin, J., 12-0724
 Guillemin, J.-C., 18-0771
 Guillemont, A., 15-0108
 Guin, C., 11-0246, 11-0247, 2-0635, 15-0255, 16-0646
 Guindon, Y., 05-0242, 10-0614, 10-0798, 15-1245, 15-1281
 Guingant, A., 15-1045
 Guinn, V.P., 18-0064
 Guinot, A., 10-0084
 Guir, C., 10-1520
 Guirado, A., 17-0485
 Guirado, G., 13-0007
 Guiry, P.J., 12-0520
 Guisnet, M., 10-0778
 Guiu, E., 10-1459
 Guixer, J., 15-1814
 Gujadhur, R., 13-0102
 Gujadhur, R.K., 13-0201
 Guk, Yu.V., 11-0029, 11-0138
 Gula, M.J., 17-0052
 Gulea, M., 10-1454
 Gulevich, Yu.V., 10-1846, 12-0526, 13-0602
 Gulhane, R., 16-1618
 Gulino, F., 12-0654
 Gultneh, Y., 14-0200
 Gulyaev, N.D., 16-1855
 Gulyás, H., 15-1491
 Gulyukina, N.S., 12-0670
 Gum, A., 07-0116
 Gumaste, V.K., 10-1027
 Gumby, W.L., 05-0128, 10-0343
 Gumienny, C., 11-0629
 Gunanathan, C., 12-0355, 12-0369, 16-0233
 Gunaratne, H.Q.N., 10-0576
 Gunasekar, D., 10-1195
 Gund, P., 04-0425
 Gund, T.M., 04-0425, 05-0083, 18-0114
 Gundersen, L.-L., 04-0392
 Gündogan, B., 16-0973, 16-1002
 Gung, B.W., 08-0196, 16-0494
 Gunn, D.M., 10-1762
 Gunning, H.E., 18-0226
 Gunnoe, T.B., 15-0925
 Gunsher, J., 15-2326
 Gunter, H.V., 14-0304
 Günthard, H., 19-0386
 Günthard, H.H., 02-0183
 Günther, B., 18-0042
 Günther, H., 02-0102, 02-0263, 02-0277, 02-0319, 02-0321, 04-0151, 05-0148, 15-2322, 18-0468, 18-0469, 18-0470, 18-0637, 18-0642, 18-0643, 18-0645
 Günther, W., 05-0183
 Günzl, W., 15-2050
 Guo, B., 02-0402, 14-0412, 16-0645
 Guo, C., 17-0173
 Guo, G., 15-0657
 Guo, H., 15-0579, 16-0957, 19-1584
 Guo, J., 16-1061
 Guo, J.X., 12-0087
 Guo, L., 11-0257, 15-1896
 Guo, M., 10-1640, 13-0558, 19-1028
 Guo, M.-P., 19-0802
 Guo, Q., 15-2380
 Guo, Q.-X., 01-0109, 13-0138, 13-0228, 01-0111, 01-0111
 Guo, R., 15-0413
 Guo, S., 16-0067, 16-0152
 Guo, W.-r., 15-0303
 Guo, X., 16-1028
 Guo, X.-X., 15-0604
 Guo, Y., 17-0284
 Guo, Z., 15-0537, 16-1828, 18-0184, 19-0645, 19-0645
 Guo, Z.-R., 13-0171
 Gupta, I., 15-0093
 Gupta, A., 15-0564, 19-0595
 Gupta, A.K., 15-0675
 Gupta, B.D., 10-0603
 Gupta, B.G.B., 10-1134, 10-1176, 16-0116, 19-0691
 Gupta, D., 19-0348
 Gupta, K.B., 15-0254
 Gupta, M., 10-0593, 11-0475, 11-0554
 Gupta, M.D., 19-0974
 Gupta, M.K., 15-1606
 Gupta, O.D., 12-0136
 Gupta, R., 11-0429, 11-0475, 12-0121, 19-0268, 19-0625
 Gupta, S., 19-0203
 Gupta, S.C., 19-0203, 19-0485
 Gupta, S.K., 12-0453, 15-0406, 15-0409, 15-0574, 15-0689, 18-0423
 Gupta, V., 12-0121, 15-0192, 15-1261
 Gupta, V.K., 13-0017
 Gupta, V.P., 04-0296
 Gupton, J.T., 13-0157, 13-0617, 19-0389
 Gur'yanova, E.N., 03-0001
 Gur'yanova, T.P., 12-0506
 Guram, A.S., 11-0182, 13-0177, 19-0218
 Gurien, H., 17-0396
 Gurjar, M.K., 18-0309, 19-1018
 Gurka, D.F., 11-0045
 Gurr, P.A., 11-0191
 Gurskii, M.E., 10-1762, 18-0548
 Gürtler, S., 15-1096
 Gurudutt, K.N., 10-0851, 17-0197
 Gurumurthy, R., 10-0101
 Gurunath, S., 19-0330
 Gurwara, S.K., 15-0195
 Guse, I., 10-0706
 Guseinova, S.N., 11-0407
 Gusef'nikov, L.E., 01-0009
 Gushchin, A.V., 13-0224
 Gust, D., 01-0087
 Gustafson, D.H., 10-0269, 18-0098
 Gustafson, G., 10-0481, 15-0046
 Gustin, D.J., 04-0124
 Gut, I., 02-0412
 Gut, I.G., 02-0381
 Gutekunst, B., 01-0011
 Gutekunst, G., 01-0011
 Guth, O., 18-0828
 Guthi Konda, K., 15-1903
 Guthrie, J.P., 02-0383, 08-0054, 08-0057, 08-0140, 12-0672, 12-0676, 16-0015, 16-0018, 16-0987, 16-0993, 16-1061, 16-1512, 16-1595, 16-1596
 Guthrie, R.D., 05-0199, 05-0231, 09-II-0004, 10-0652, 12-0104, 16-1548, 18-0004, 18-0017
 Gutierrez, E., 10-0699
 Gutiérrez, A., 04-0504
 Gutiérrez, I., 15-2289
 Gutiérrez, L.G., 15-2150
 Gutiérrez-Perez, R., 19-0261
 Gutman, A.L., 02-0274, 16-1793
 Gutman, D., 05-0271
 Gutman, I., 02-0119, 02-0120
 Gutmann, H., 15-0435
 Gutmann, R., 11-0547
 Gutnov, A.V., 16-1444
 Gutowski, F.D., 14-0375
 Gutowsky, H.S., 03-0072, 05-0233
 Gutsche, C.D., 03-0101, 03-0123, 03-0127, 03-0131, 16-1389, 17-0510, 18-0159, 18-0174, 18-0194, 18-0217, 18-0230, 18-0237, 18-0569
 Guttenplan, J.B., 07-0033

- Guttieri, M.J., **15-0436, 19-1535**
 Gutzwiller, J., **04-0203, 15-0574**
 Guy, A., **10-1019, 11-0261, 12-0340**
 Guy, R.G., **10-0849**
 Guy, R.K., **13-0143**
 Guyon, R., **10-0060**
 Guyton, C.A., **15-2222, 18-0590**
 Guzei, I.A., **05-0177**
 Guzic Jr., F.S., **10-1182, 17-0516, 17-0526, 19-0080, 19-1520, 19-1539**
 Guzik, H., **14-0400, 19-1579**
 Guzzi, U., **12-0261, 13-0471**
 Gwynn, D., **18-0708**
 Gybin, A.S., **15-2024**
 Gyoung, Y.S., **19-0877**
 Gypser, A., **15-1696**
- Ha, C., **14-0078, 15-1221**
 Ha, D., **16-2098**
 Ha, D.-C., **16-0687, 16-1988**
 Ha, D.S., **19-0732**
 Ha, H., **10-0245**
 Ha, H.-J., **15-1596, 15-1695**
 Ha, J.D., **10-1166**
 Ha, T., **02-0373**
 Ha, Y.-H., **16-0725**
 Haaf, W., **15-1376**
 Haag, R., **13-0486**
 Haag, W., **17-0193**
 Haag, W.O., **17-0140**
 Haak, E., **15-0348, 15-0355**
 Haak, J.R., **10-0445**
 Haake, M., **16-0101**
 Haaland, A., **02-0167**
 Haas, A., **14-0129**
 Haas, C.K., **15-2269**
 Haas, J., **15-1591**
 Haas, Y., **19-0360, 19-0363, 19-0381**
 Haase, K., **16-1889**
 Habashita, H., **10-0234**
 Habata, Y., **07-0058**
 Habaue, S., **16-0657**
 Haberfield, P., **07-0059, 07-0060, 10-0099, 10-0418, 10-0488, 10-0489, 11-0275, 16-0015**
 Haberl, U., **15-2093**
 Haberland, H., **11-0350**
 Haberman, J.X., **16-0587**
 Haberman, L.M., **10-0969**
 Habib, M.J., **15-1417**
 Habib, M.M., **15-0417**
 Habibi, D., **10-0642**
 Habibi, M.F., **04-0242**
 Habibi, M.H., **14-0422, 15-1829**
 Habibzadeh, S., **16-0145, 19-0150**
- Habich, A., **18-0705**
 Häbich, D., **10-0688**
 Habu, H., **10-0716**
 Haché, B., **15-0301**
 Hachiya, I., **11-0425, 11-0548, 15-2010, 16-1007, 16-1085**
 Hacker, N.P., **15-2312**
 Hackett, P., **18-0850**
 Hackfeld, L., **19-1137, 19-1138**
 Hackler, R.E., **18-0396, 18-0727**
 Hackler, U.E., **18-0631**
 Hackman, B.M., **16-0762**
 Hadad, C.M., **01-0108, 02-0024, 15-2318, 18-0220**
 Haddach, A.A., **19-1626**
 Haddach, M., **13-0527**
 Haddad, N., **15-2219, 15-2241, 15-2249, 15-2298**
 Haddon, H.A., **18-0401**
 Haddon, R.C., **02-0100, 02-0113, 02-0269, 02-0272, 02-0348, 02-0366, 05-0024, 05-0332, 10-0179**
 Haddon, V.R., **02-0100, 02-0272**
 Haddon, V.R., **10-0171**
 Hadida, S., **12-0263, 12-0264**
 Hadji Ali Salem, M., **12-0695**
 Hadjiarapoglou, L., **15-1768**
 Hadjiva, B., **04-0307**
 Hadjigeorgiou, P., **11-0204**
 Hadju, E., **02-0364, 15-0139**
 Hadži, D., **03-0008**
 Haelg, P., **15-1489**
 Haese, W., **15-1346, 15-1368**
 Häfelfinger, G., **02-0092**
 Hafez, A.M., **12-0124, 12-0167, 15-2180, 16-2103, 16-2105, 17-0318**
 Haffner, C.D., **18-0620**
 Häfflinger, O., **08-0018, 08-0040**
 Hafner, A., **16-0684**
 Hafner, H., **11-0063**
 Hafner, K., **02-0176, 02-0178, 02-0179, 02-0180, 02-0181, 02-0320, 15-1911**
 Haga, M.-a., **19-0823**
 Haga, T., **16-1016**
 Hagaman, E., **15-0867**
 Hagan, S., **02-0360**
 Hage, A., **19-1022**
 Hagege, A., **03-0136**
 Hagel, R., **04-0175**
 Hageman, H.A., **10-1190**
 Hageman, H.J., **04-0333, 11-0594**
 Hagemann, H., **19-0028**
 Hagen, E.L., **05-0020, 18-0008, 18-0022**
 Hager, L.P., **15-1758**
 Hagihara, N., **13-0536, 15-2405**
- Hagihara, T., **15-2304**
 Hagitani, A., **16-1625**
 Hagiwara, E., **16-0408**
 Hagiwara, H., **10-0636, 10-0676, 13-0415, 13-0481, 15-0993, 16-1017, 16-1685, 18-0359**
 Hagiwara, I., **10-1634**
 Hagiwara, K., **16-0545**
 Hagiwara, N., **13-0439**
 Hagler, A.T., **04-0302**
 Hagopian, R.A., **12-0508**
 Hague, D.N., **06-0052**
 Hahn, C.S., **18-0886, 18-0888, 19-0137**
 Hahn, F.E., **12-0614**
 Hahn, G., **19-0900, 19-1302**
 Hahn, J.-T., **19-1213**
 Hahn, P., **19-0055**
 Hahn, R.C., **11-0107**
 Hahn, S., **03-0030**
 Hahn, W., **11-0350, 11-0351**
 Hahn, Y.P., **18-0034**
 Hahnfeld, J.L., **05-0346**
 Hähnle, R., **10-1075**
 Hai, A.K.M.A., **16-2118**
 Haider, S.Z., **12-0465, 12-0467**
 Haidour, A., **17-0155**
 Haiduc, I., **03-0083, 12-0001**
 Haidukewych, D., **17-0356**
 Haight, A.R., **10-0606**
 Haijun Jiao, H., **02-0354**
 Hailes, H.C., **15-2025**
 Haines, A.H., **11-0533, 14-0267, 15-1655, 15-1726, 16-0105, 19-0011, 19-0012, 19-0258, 19-0311, 19-0633, 19-0638, 19-0656, 19-0672, 19-0693, 19-0694, 19-0738**
 Haines, A.J., **19-0045**
 Haines, A.M., **19-0069**
 Haines, R.J., **18-0756**
 Hair, C.M., **13-0489, 13-0495**
 Haire, D.L., **05-0211**
 Hajdu, C., **12-0322**
 Hájek, M., **15-1355**
 Hajipour, A.R., **11-0201, 11-0292, 11-0302, 16-0057, 16-0060, 16-0063, 16-0081, 16-0083, 16-0096, 16-0313, 16-1752, 19-0072, 19-0083, 19-0086, 19-0144, 19-0152, 19-0335, 19-0803, 19-0916**
 Hájíček, J., **16-1858**
 Hajos, A., **19-0913**
 Hajos, Z.G., **15-1048, 16-0972, 16-1072**
 Hájós, A., **19-0010, 19-0874, 19-0877, 19-1291, 16-0597, 17-0374**

- Hajra, S., 15-1217, 19-0205
Hakamata, W., 16-0151
Håkansson, M., 15-1094
Håkansson, R., 04-0268
Hakata, T., 10-0900
Hakoda, K., 15-0993
Hakushi, T., 15-0158, 15-2161
Haky, J.E., 15-0022, 15-0063
Halberstadt, M.L., 05-0377, 12-0379
Halbes, U., 12-0293
Halcomb, R.L., 19-0756
Halcour, K., 19-1801
Halder, R., 15-1310
Halek, G.W., 15-2338
Hales J.L., 11-0500
Hales, N.J., 15-1440
Hales, R.H., 13-0133
Halevi, E.A., 06-0069, 06-0075, 06-0077, 06-0078, 15-2105, 18-0630
Haley, M.M., 02-0081, 02-0289, 02-0290, 02-0302, 04-0491, 05-0064
Halgren, T.A., 04-0401, 05-0307
Hall Jr., H.K., 08-0219, 15-2100, 15-2229
Hall, C., 15-0352
Hall, C.D., 16-1993, 17-0056
Hall, D.G., 16-0699, 16-0705
Hall, D.M., 04-0051
Hall, G.E., 04-0256
Hall, G.G., 02-0077, 02-0010
Hall, J.A., 15-1946, 18-0895
Hall, J.B., 10-0143
Hall, K.J., 16-0424
Hall, L.H., 15-2044
Hall, M.K., 13-0023
Hall, N.D., 16-1563
Hall, R.E., 06-0080, 10-0057, 10-0079, 10-0279
Hall, R.J., 18-0709
Hall, S.S., 16-0542, 16-0952, 19-1454
Hall, T.N., 13-0008
Hall, W.L., 17-0116, 17-0127
Halland, N., 12-0124, 15-0996, 15-1001, 16-0941
Hallberg, A., 07-0116, 07-0117, 10-0754, 10-1275, 12-0263, 12-0264, 12-0286, 12-0305, 13-0174, 13-0361, 13-0373, 13-0374, 13-0385, 13-0392, 13-0413, 13-0415, 13-0602
Hallé, J.-C., 13-0005, 15-2102
Haller, G.L., 06-0037
Haller, I., 04-0429, 15-1320, 18-0493
Haller, K.J., 01-0011
Halley, F., 14-0332
Hallissey, J., 19-1011
Hallman, P.S., 15-0416
Halloran, D.J., 17-0240
Hallouis, S., 16-1933
Halpern, B., 04-0169, 04-0209
Halpern, J., 04-0146, 12-0013, 15-0515, 15-0597, 15-0598, 15-2201, 18-0837, 18-0839
Halpern, M., 10-0457, 17-0307
Halpern, Y., 05-0017, 10-0596
Halsall, T.G., 19-0074
Halstead, B.S.J., 07-0108
Halstenberg, M., 10-1099
Halterman, R.I., 10-1759
Halterman, R.L., 15-0430, 15-1827, 16-0493, 16-0706
Haltiwanger, R.C., 04-0090
Halton, B., 02-0079, 02-0082, 04-0464, 04-0466, 07-0001
Halupka, M., 05-0207
Halvorsen, A., 10-0302
Ham, G.E., 10-0494, 10-0673, 10-0872, 10-0955, 15-1883, 17-0360, 18-0580
Ham, J., 13-0150
Hamachi, K., 19-0520
Hamada, F., 03-0059
Hamada, H., 15-0626, 19-0541, 19-1022
Hamada, N., 15-2063
Hamada, T., 12-0476, 13-0587, 15-1829, 15-1836, 16-0416, 16-0753, 16-0918, 16-0934, 16-1117, 16-1121, 19-0520
Hamada, Y., 10-1465, 10-1798, 19-0475
Hamaguchi, H., 03-0109
Hamaguchi, S., 16-1314
Hamai, K., 09-0122
Hamamoto, H., 18-0139
Hamamoto, I., 19-1530
Hamamoto, K., 13-0770
Hamamura, H., 18-0836
Hamanaka, K., 11-0101
Hamanaka, S., 11-0013
Hamann, B.C., 13-0175
Hamann, L.G., 13-0187, 19-0941
Hamaoka, S., 16-1764
Hamaoka, T., 12-0492, 12-0494
Hamasaki, R., 16-1095, 16-2018
Hamashima, Y., 16-1426, 16-1438, 16-1439
Hamatani, T., 16-0645, 17-0310
Hamblin, M.C., 11-0379
Hambling, J.K., 14-0113
Hamby, A.N., 08-0078, 08-0239
Hamdani, M., 13-0077
Hamdouchi, C., 05-0197, 12-0426
Hamel, N., 10-1859, 10-1860, 15-1383
Hamelin, J., 07-0111, 15-1964, 16-0144, 16-0294, 16-0411, 16-1832, 18-0324
Hamelin, R., 05-0158
Hamelink, E., 07-0118
Hamer, J., 15-1883, 15-2122, 15-2151, 16-1395, 16-2076, 16-2083, 16-2094
Hamereton, I., 15-0981
Hamersma, J.W., 10-0147
Hamill, H., 04-0050
Hamilton Jr., E.J., 18-0055
Hamilton, A.D., 03-0150
Hamilton, G.A., 19-0255
Hamilton, G.S., 16-1538
Hamilton, J.A., 04-0178, 15-0417
Hamilton, R., 18-0618
Hamilton, T.P., 15-0011
Hamilton, W.C., 03-0001
Hamlet, Z., 09-0090
Hammadi, M., 19-0639
Hammarström, L., 04-0332
Hammer, J.D., 04-0321
Hammerich, O., 05-0318
Hammerschmidt, E., 10-0808
Hammerton, D.A., 07-0071
Hammerum, S., 16-0047
Hammett, L.P., 05-0062, 05-0075, 06-0043, 06-0055, 08-0111, 08-0115, 08-0124, 08-0135, 11-0007, 16-1558
Hammit, F.G., 07-0066
Hammond, G.S., 04-0230, 05-0289, 05-0333, 06-0021, 07-0011, 07-0023, 07-0024, 07-0037, 07-0044, 07-0049, 11-0062, 11-0561, 15-0005, 15-0031, 15-0032, 15-2239, 15-2242, 15-2251, 17-0140, 18-0628, 18-0743, 19-1689
Hammond, M.E.W., 11-0276
Hammond, R.C., 14-0351
Hammond, W.B., 15-2283, 16-0043
Hammons, J.H., 05-0099, 08-0013, 08-0058, 15-0135, 18-0100
Hamoir, C., 10-0925
Hamon, L., 15-1074
Hamor, T.A., 02-0163
Hampel, F., 05-0175, 08-0110
Hampel, M., 15-0024
Hampel, N., 10-0009, 10-1673, 11-0354
Hampton, D.C., 13-0783

- Hamrick Jr., P.J., **10-1581, 19-1764**
- Hamsen, A., **16-0565**
- Hamura, T., **13-0050**
- Han, B., **01-0011, 10-0582, 15-0422, 16-0814, 16-1155**
- Han, B.-H., **07-0080, 15-0175**
- Han, B.H., **07-0086, 07-0090, 10-1226, 11-0648, 16-2003**
- Han, G.R., **19-0576**
- Han, J., **13-0413, 15-0463**
- Han, J.-S., **10-1194**
- Han, J.H., **19-1549**
- Han, J.K., **19-1449**
- Han, J.L., **19-1213**
- Han, J.W., **07-0118, 12-0078, 15-0835, 11-1154, 15-1719**
- Han, K.-J., **16-1787**
- Han, L.-B., **15-0376, 15-0380, 15-0381**
- Han, M., **15-0820**
- Han, R., **16-0872, 19-1189**
- Han, S.-Y., **17-0166**
- Han, W., **12-0138, 19-0823**
- Han, X., **10-1472, 15-0226, 15-0233, 15-0765, 15-0890**
- Han, X.-W., **15-0527**
- Han, Y., **10-1858, 15-1098, 15-1157, 16-0649**
- Han, Z., **16-0992, 19-0127**
- Hanack, H., **10-0248, 10-0249, 04-0387**
- Hanack, M., **04-0261, 04-0350, 05-0067, 05-0068, 10-0136, 10-0150, 10-0192, 10-0248, 10-0250, 10-0252, 10-0254, 10-0256, 10-0259, 10-0381, 10-1075, 11-0471, 13-0027, 15-0035, 15-0106, 16-2057, 17-0078**
- Hanafı, N., **15-1001**
- Hanafusa, T., **06-0067, 10-0971, 10-1149, 10-1789, 15-1545, 16-0530, 16-0535, 16-0538, 16-1294, 16-2045, 19-0974**
- Hanamoto, T., **13-0448, 14-0295**
- Hanamura, M., **10-0202**
- Hanano, T., **12-0179**
- Hanaoka, M., **15-0239, 15-1442, 16-0069**
- Hanaoka, T.-a., **13-0599**
- Hancock, J.E.H., **appendixA-0001**
- Hancock, J.W., **10-0239**
- Hancock, M.T., **12-0757**
- Hancock, R.A., **11-0216, 15-2090**
- Hand, E.S., **16-0020**
- Handa, S., **19-1679**
- Handa, Y., **19-1658**
- Handel, H., **16-0539, 19-1062**
- Handy, C.J., **13-0632, 13-0637**
- Handy, N.C., **04-0168, 04-0287**
- Handy, S.T., **09-0114, 13-0415, 13-0416, 15-2032, 16-0950**
- Hane, J.T., **18-0640**
- Haneda, A., **19-1332**
- Hanesian, D., **07-0080**
- Hanessian, S., **04-0135, 10-0614, 10-0798, 10-1089, 10-1345, 16-1316, 16-1326, 16-1655, 17-0343, 19-1680**
- Haney, W.A., **11-0101**
- Hanfusa, T., **19-0106**
- Hang, C., **15-0967, 15-2088**
- Hang, J.-F., **19-1031**
- Haning, H., **10-1613, 16-0647**
- Hanissian, S.H., **09-0078**
- Hanley, J.A., **04-0035**
- Hanna, I., **10-1540**
- Hanna, J., **19-1713**
- Hanna, R., **17-0309**
- Hanna, S.B., **19-0836**
- Hanna, S.Y., **18-0400**
- Hannan, J.J., **15-0720**
- Hannan, W., **11-0116**
- Hannedouche, J., **19-1042**
- Hannick, S.M., **16-0836**
- Hannon, F.J., **15-1092, 15-1173**
- Hanold, N., **04-0471**
- Hanquet, G., **15-1780**
- Hansch, C., **09-0020, 09-0063, 09-0065, 09-0068**
- Hansell, D.P., **10-0367**
- Hansell, G., **10-0110**
- Hansen, B., **16-1262, 16-1848**
- Hansen, D.E., **06-0048**
- Hansen, E.C., **18-0781**
- Hansen, H., **15-2112, 18-0526, 18-0621, 18-0654, 18-0658, 18-0686, 18-0691, 18-0704, 18-0855**
- Hansen, H.-J., **05-0319, 18-0577, 18-0578, 19-0556, 18-0073**
- Hansen, J., **13-0682**
- Hansen, J.F., **14-0335**
- Hansen, K.B., **10-0677, 16-0945**
- Hansen, K.C., **19-0389**
- Hansen, M.C., **19-1163, 19-1472**
- Hansen, M.M., **16-1025**
- Hansen, R.T., **15-1150**
- Hansen, T., **11-0387, 12-0359, 15-2302, 15-2302**
- Hansen, T.M., **19-0688**
- Hansford, K.A., **16-1965**
- Hanson, A.W., **02-0279**
- Hanson, B.E., **15-1478**
- Hanson, G.C., **10-0212**
- Hanson, J., **10-0322**
- Hanson, J.R., **19-1251**
- Hanson, K.R., **04-0254**
- Hanson, M.P., **10-0490**
- Hanson, M.V., **16-1908**
- Hanson, P., **09-0059, 14-0351, 14-0352, 19-0823**
- Hanson, P.R., **16-2072, 18-0813**
- Hanson, R.M., **15-1822**
- Hansske, F., **19-1402**
- Hansson, C., **16-1958**
- Hansson, L., **04-0175**
- Hansson, S., **14-0252**
- Hanus, V., **13-0237**
- Hanyu, N., **16-0687**
- Hanzawa, Y., **08-0200, 10-1819, 15-1164, 15-1341, 16-0651**
- Hanzlik, R.P., **10-1502, 15-1732**
- Hao, C., **16-1644**
- Hao, J., **16-0571, 16-0730**
- Hao, Q.-S., **10-0879**
- Hao, X., **16-0908**
- Hapala, J., **10-0208, 17-0030**
- Hapiot, P., **13-0052**
- Happer, D.A.R., **02-0372, 09-0030, 15-0564**
- Haque, M.S., **15-1945, 16-1991, 16-1992, 18-0229, 19-0501**
- Haque, Sk.J., **16-0149**
- Hara, H., **10-1137**
- Hara, M., **14-0365**
- Hara, N., **12-0753**
- Hara, O., **10-1465, 19-0475**
- Hara, R., **10-1779, 15-0957, 15-2380**
- Hara, S., **04-0175, 10-1044, 10-1045, 12-0538, 15-1187, 15-1191, 15-1520, 15-1548, 16-0696, 17-0410, 18-0441, 18-0447**
- Hara, T., **19-0120**
- Hara, Y., **19-1476**
- Harada, A., **03-0186**
- Harada, K., **04-0146, 15-0597, 16-0851, 16-0931, 16-1451, 19-1136**
- Harada, M., **12-0490, 15-1586**
- Harada, R., **16-1851**
- Harada, S., **02-0070, 15-0994, 16-1272, 19-1677**
- Harada, T., **02-0070, 03-0126, 11-0507, 12-0386, 12-0433, 15-0885, 15-1014, 16-0687, 16-1116, 18-0123, 19-0848, 19-1022, 19-1023**
- Harada, Y., **04-0390, 15-0608, 17-0161**
- Haraguchi, H., **18-0904**
- Harano, K., **15-0968, 18-0613**

- Harano, Y., 15-2037
 Harayama, T., 11-0328
 Harbison, K.G., 13-0028,
 13-0030, 13-0719
 Harbusch-Görnert, E., 10-0446
 Harch, P.G., 05-0092
 Harcken, C., 16-1273
 Harcourt, R.D., 15-1945
 Hardacre, J.M., 13-0594
 Hardcastle, I.R., 11-0492
 Harder, S., 10-1538
 Hardie, B.A., 11-0025, 11-0027
 Hardies, D.E., 10-0426
 Hardin, J., 16-0768
 Hardin, J.D., 15-1898
 Harding, C.E., 10-0256
 Harding, D.R.K., 18-0699,
 19-0842
 Harding, K.E., 19-0076
 Harding, P.J.C., 19-0934
 Hardouin, C., 15-0581, 19-0905
 Hardy Jr., R.A., 13-0773
 Hardy, W.B., 12-0741
 Hare, G.J., 06-0064
 Hare, P.E., 04-0175
 Hargett, J.L., 10-0889
 Hargis, J.H., 14-0039, 14-0046
 Hargittai, I., 05-0227
 Hargreaves, M.K., 16-1770
 Hargreaves, R.T., 17-0060
 Hari, A., 19-1198
 Harich, K., 02-0364
 Harikishan, K., 10-0682
 Harirchian, B., 15-1998
 Hariri, R., 10-0083, 10-0279
 Haritha, Y., 15-1906, 19-1316
 Harjani, J.R., 11-0555, 16-1170
 Harkema, S., 03-0113
 Harland, P.A., 10-0992
 Härle, H., 15-2077
 Harlow, K.J., 09-0111
 Harlow, R.L., 03-0045,
 05-0382, 15-0816, 19-0848
 Harman, W.D., 15-0529,
 15-2074
 Harmata, M., 15-2434, 15-0855
 Harmata, M.A., 18-0681
 Harmon, C., 15-2170
 Harmon, C.A., 02-0254
 Harmon, K.H., 02-0156
 Harmon, R.E., 15-0406,
 15-0409
 Harmon, R.E., 15-0574
 Harmony, J.A.K., 05-0295
 Harmony, M.D., 01-0052
 Harms, K., 05-0136, 05-0143,
 12-0030, 15-1368, 16-0724,
 16-1437, 18-0735
 Harms, W.M., 19-0557
 Harmsen, D., 19-0542
 Harned, H.S., 08-0052
 Harnett, J.J., 16-1381
 Harney, D.W., 10-1506
 Harnying, W., 10-1592
 Harper, D.J., 19-0202
 Harper, J.J., 10-0164, 18-0018
 Harper, R.W., 19-0063
 Harpold, M.A., 19-0798
 Harpp, D.N., 10-0745, 10-0776,
 10-0805, 12-0174, 12-0477,
 19-0792, 19-0871, 19-1425,
 19-1598
 Harrack, Y., 10-0923
 Harre, M., 19-0067
 Harrelson Jr., J.A., 05-0246,
 08-0192, 10-1602
 Harring, L.S., 15-2347
 Harrington, C.K., 10-0294
 Harris Jr., G.D., 10-0899,
 15-0387
 Harris Jr., J.F., 15-0297,
 16-0207, 18-0612
 Harris, B.D., 16-0362
 Harris, B.R., 10-0049
 Harris, C.E., 16-0057, 19-0026,
 19-0416
 Harris, C.J., 04-0249
 Harris, C.L., 10-0981
 Harris, C.M., 10-0482
 Harris, D.O., 02-0035
 Harris, E.E., 05-0135
 Harris, H.C., 16-1512
 Harris, H.P., 10-0462
 Harris, J.C., 10-0079
 Harris, J.M., 06-0080, 10-0038,
 10-0053, 10-0057, 10-0060,
 10-0162, 10-0170, 10-0279,
 10-0280, 10-0308, 10-0328,
 10-0429, 10-0432, 10-0448,
 18-0061
 Harris, K.D.M., 03-0069
 Harris, M.C., 13-0176, 13-0182,
 13-0184
 Harris, M.M., 10-0719
 Harris, N.J., 02-0419
 Harris, P.A., 02-0415, 16-0407
 Harris, R.F., 16-1185
 Harris, S.H., 14-0455, 14-0458
 Harris, T.M., 10-0482, 16-2036
 Harris, W., 15-0904
 Harrison, A.T., 05-0188,
 08-0205
 Harrison, C.L., 15-1117
 Harrison, C.R., 17-0459,
 18-0457
 Harrison, D.J., 19-1533,
 19-1609
 Harrison, I.T., 03-0194,
 10-1136, 15-2330, 19-0597
 Harrison, J., 19-0953
 Harrison, J.M., 15-2213,
 15-2215
 Harrison, J.R., 10-1211,
 15-0554, 19-1242
 Harrison, K.N., 15-0699
 Harrison, L.J., 05-0252
 Harrison, P.H.M., 04-0454
 Harrison, R.G., 10-0520,
 16-0315, 16-1293, 17-0003,
 17-0037, 17-0039, 17-0057,
 17-0103, 19-0252
 Harrison, S., 03-0194, 19-0597
 Harrison, S.T., 17-0297
 Harrison, T.J., 15-0822
 Harrity, J.P.A., 15-1928,
 15-1973, 15-2411, 18-0770,
 19-1395
 Harrod, J.F., 15-1477, 19-1703
 Harrowfield, JMc B., 03-0124
 Harrowen, D.C., 11-0548
 Harrowen, D.C., 13-0261
 Hart, A.J., 05-0130
 Hart, C.R., 13-0018
 Hart, D.J., 14-0020, 15-0105,
 15-0768, 15-1247, 16-2098
 Hart, E.J., 07-0074
 Hart, G., 10-1725
 Hart, H., 02-0394, 07-0052,
 10-0212, 11-0367, 11-0534,
 11-0592, 13-0310, 15-1787,
 15-2113, 19-0722
 Hart, L.S., 11-0544, 11-0552
 Hart, P., 02-0216
 Hart, P.A., 19-0075
 Hart, P.W., 10-1317
 Hartan, H., 02-0164
 Hartemink, M.A., 16-0198
 Hartenstein, J.H., 18-0640
 Hartford, W.H., 19-0620
 Hartgerink, R.L., 13-0622
 Hartke, K., 02-0178
 Hartley, F.R., 03-0083, 03-0086,
 04-0146, 04-0149, 05-0145,
 05-0296, 10-1250, 10-1321,
 10-1445, 10-1545, 10-1841,
 12-0001, 12-0002, 12-0074,
 12-0311, 12-0388, 12-0424,
 12-0431, 12-0432, 12-0442,
 12-0474, 12-0482, 12-0504,
 12-0551, 12-0564, 12-0574,
 12-0582, 12-0594, 13-0263,
 13-0660, 15-0401, 15-0462,
 15-0597, 15-0636, 15-0760,
 15-0857, 15-0947, 15-0972,
 15-1375, 15-1477, 15-1478,
 15-1714, 15-2362, 16-0003,
 16-0460, 16-1233, 18-0420,
 18-0756, 19-0956
 Hartley, J.P., 11-0200, 11-0217,
 11-0423

- Hartley, R.C., **18-0602**
Hartley, W.M., **10-1630**
Hartman, A., **15-1534**
Hartman, A.F., **10-0724**
Hartman, B., **15-2302**
Hartman, B.C., **10-1542**
Hartman, G.D., **17-0345**
Hartman, J.W., **15-0242**
Hartman, M.E., **18-0239**
Hartman, R.D., **17-0345**
Hartmann, J., **12-0394**, **12-0395**
Hartmann, M., **15-2121**
Hartmann-Schreier, J., **19-0547**
Hartmanns, J., **15-0715**
Hartner Jr., F.W., **16-1367**
Hartog, F.A., **12-0583**, **16-0478**
Hartshorn, M.P., **09-0030**,
11-0057, **11-0107**, **15-0562**,
15-2232
Hartshorn, S.R., **10-0001**,
10-0070, **10-0430**, **11-0042**
Hartter, D.R., **08-0118**
Hartung, C.G., **15-0314**,
15-0320, **15-0331**, **15-0343**,
15-0348, **15-0351**
Hartung, J., **14-0056**, **15-1283**,
15-1691, **15-1693**, **15-1704**
Hartung, W.H., **19-1513**
Hartwig, J., **16-0885**
Hartwig, J.F., **10-1469**, **12-0333**,
13-0125, **13-0173**, **13-0174**,
13-0175, **13-0179**, **13-0318**,
13-0482, **13-0583**, **15-0327**,
15-0329, **15-0333**, **15-0389**,
15-0894
Hartwig, W., **19-1409**
Hartzell, G.E., **17-0227**
Hartzell, S.L., **16-1235**
Harusawa, S., **16-1425**
Harusawa, S., **16-1459**
Harutyanyan, S.R., **15-1103**
Harvery, J.N., **16-1386**
Harvey, D.F., **10-0548**
Harvey, G.R., **15-0397**, **15-2190**
Harvey, J.N., **17-0289**, **18-0524**
Harvey, K.A., **13-0305**
Harvey, M.C., **15-1513**
Harvey, R.G., **11-0022**,
15-0533, **15-0544**, **19-0012**,
19-0561
Harvey, S., **12-0579**
Harwood, H.J., **12-0166**
Has-Becker, S., **16-1308**
Hasan, S.K., **10-0989**, **19-0408**,
19-1620
Hasan, T., **17-0058**
Hase, E., **16-0921**
Hase, T.A., **10-0810**, **10-1666**,
10-1667, **10-1693**, **10-1700**
Hase, W.L., **10-0002**
Hasebe, M., **12-0658**, **14-0435**
Hasegawa, A., **15-1561**,
16-0150
Hasegawa, E., **10-0584**,
14-0100, **18-0244**
Hasegawa, H., **16-1737**
Hasegawa, J., **19-1022**
Hasegawa, K., **11-0101**,
15-1679
Hasegawa, M., **10-1829**
Hasegawa, M., **14-0143**,
18-0129, **18-0158**
Hasegawa, Y., **12-0755**,
16-1454
Hasek, R.H., **15-2185**, **15-2190**
Haselbach, E., **05-0320**,
07-0032
Hasenfratz, Ch., **08-0084**
Hasenfratz, H., **16-2034**
Hasha, D.L., **15-0670**, **15-0671**
Hashem, Md.A., **15-1919**
Hashemi, M.M., **02-0358**,
13-0092, **16-0074**, **19-0263**
Hashemsadeh, M., **16-0503**,
16-1352
Hashida, Y., **11-0169**
Hashidzume, H., **18-0890**
Hashiguchi, S., **15-0607**
Hashim, S.R., **19-1031**
Hashimoto, H., **10-1703**,
13-0121, **13-0362**, **15-2341**,
16-1282
Hashimoto, I., **15-1343**
Hashimoto, K., **19-0637**
Hashimoto, M., **12-0656**
Hashimoto, N., **16-0402**,
16-0404
Hashimoto, S., **12-0368**,
16-1039, **16-1826**, **16-1830**,
19-0421
Hashimoto, Y., **02-0390**,
02-0408, **13-0424**, **15-1439**,
16-0650, **16-0824**, **16-0828**,
16-0859, **18-0129**, **19-1659**
Hashish, Z.M., **19-0023**
Hashtroudi, H., **15-0195**
Hasiak, B., **18-0382**
Hasimoto, T., **12-0535**
Haskins, C.M., **15-0389**
Haslam, E., **16-1630**
Haslinger, U., **16-0687**
Hass, H.B., **12-0204**, **14-0063**,
16-1150
Hassan, H.A., **16-0512**
Hassan, J., **13-0301**
Hassan, M., **12-0060**
Hassanali, A., **18-0271**
Hassdenteufel, J.R., **10-0252**
Hassel, O., **04-0317**, **04-0332**
Hassel, T., **19-1281**
Hasselmann, D., **15-2096**,
18-0560
Hassenrück, K., **18-0642**,
18-0647
Hassib, L., **16-0867**
Hassine, B.B., **15-1862**,
19-1056
Hassner, A., **10-0480**, **10-1022**,
12-0155, **12-0199**, **12-0512**,
15-0020, **15-0398**, **15-1624**,
15-1627, **15-1629**, **15-1630**,
15-1631, **15-1632**, **15-1633**,
15-2178, **15-2210**, **16-1058**,
16-1665, **16-2110**, **17-0455**,
19-0479
Hassouna, F., **13-0627**
Hasvold, L.A., **15-0387**,
15-1363
Haswell, S.J., **07-0106**, **07-0105**
Haszeldine, R.N., **11-0337**,
18-0169, **18-0493**
Hata, E., **15-1838**
Hata, G., **02-0047**
Hata, K., **18-0517**
Hata, N., **04-0006**
Hata, S., **14-0204**, **16-0418**
Hata, T., **14-0080**, **15-0880**,
17-1716
Hatada, K., **04-0087**, **04-0175**,
04-0177
Hatayama, T., **16-0518**
Hatakeda, K., **18-0127**, **18-0316**
Hatakeyama, S., **16-0251**,
16-0636, **16-0637**
Hatamoto, Y., **15-0763**
Hatanaka, A., **10-0060**, **10-0074**
Hatanaka, K., **13-0378**,
16-0855, **17-0343**
Hatanaka, N., **18-0574**
Hatanaka, T., **16-0493**
Hatanaka, Y., **10-1194**, **10-1198**,
10-1207, **12-0529**, **13-0619**,
15-0735
Hatano, B., **11-0357**, **19-1461**,
19-1653, **19-1695**
Hatano, K., **05-0348**, **10-1465**
Hatano, M., **15-0824**, **16-0571**,
16-0730
Hatayama, A., **15-1829**
Hatayama, Y., **19-0060**
Hatch, L.F., **10-0291**, **15-2087**
Hatch, M.J., **16-1378**, **18-0258**
Hatch, R.P., **16-1729**
Hatcher, B.G., **15-2210**
Hatem, J., **19-1339**, **19-1341**
Hatfield, G.L., **10-1089**
Hathaway, S.J., **15-2158**
Hatlevik, O., **11-0233**
Hatta, G., **15-1757**, **15-1842**
Hatta, T., **15-1932**

- Hattori, A., 10-1854
Hattori, H., 19-1766, 19-1773
Hattori, K., 05-0287, 11-0644, 15-0411, 15-1029, 18-0340, 18-0341
Hattori, R., 19-1679
Hattori, T., 19-1028
Hatz, E., 10-0723
Hatzakis, N.S., 19-0234
Hau, C.-S., 15-0275
Haubenstock, H., 05-0059, 19-1014, 19-1064
Haubrich, J.E., 18-0463
Hauck, B.J., 15-0586
Hauck, S.I., 15-0386
Hauer, B., 18-0155
Haufe, G., 04-0070, 15-0115, 15-1545
Haumann, T., 02-0055, 18-0087
Haupt, F.C., 10-0118
Hauptman, E., 13-0231
Hauptmann, H., 14-0398, 19-1576
Hauri, R.J., 10-0335
Hause, N.L., 17-0011, 17-0016
Hauser, C.R., 10-0482, 10-1284, 10-1581, 10-1605, 12-0398, 13-0760, 13-0761, 13-0764, 13-0765, 16-0102, 16-1057, 16-2014, 16-2036, 16-2037, 17-0043, 17-0444, 18-0120, 18-0412, 19-0836, 19-1764
Hauser, F.M., 15-1712
Hauske, J.R., 04-0170, 16-1322
Hausman, M., 13-0773
Hausser, J.W., 10-0318, 18-0507, 18-0508
Haut, S.A., 19-1468
Hautala, R., 07-0044
Hautala, R.T., 07-0040
Hautefaye, P., 10-0952
Havel, J.J., 12-0596
Havel, M., 17-0389
Havelka, F., 16-1720
Havenith, R.W.A., 02-0083
Havinga, E., 04-0333, 04-0354, 04-0365, 13-0057, 19-1219
Havlas, Z., 10-0344
Havlin, R., 16-1898
Havránek, M., 15-0918
Haw, J.F., 05-0095
Hawari, J.A., 14-0146
Hawkins, C.M., 18-0621
Hawkins, E.G.E., 14-0290
Hawkins, J.M., 02-0356, 15-1042, 15-2064, 15-2066
Hawkinson, D.C., 10-0439
Hawks III, G.H., 16-2008
Hawley, D.M., 04-0041
Hawryluk, N.A., 15-2294
Hawthorne, M.F., 13-0094, 11-0062, 16-0106
Hay, A.S., 14-0306
Hay, B.P., 16-0009
Hay, D.R., 13-0644
Hay, J.M., 05-0202, 05-0226
Hay, J.V., 13-0589, 17-0388
Hay, P.J., 05-0332
Hayakawa, K., 15-0048
Hayakawa, R., 16-0819, 16-1114, 16-1384, 19-0990, 19-1021, 19-1143, 19-1610, 19-1667
Hayakawa, S., 16-1422, 16-2015
Hayakawa, Y., 15-1979, 19-1322
Hayama, N., 10-1039, 13-0279, 13-0466
Hayami, J., 06-0081, 10-0313, 13-0019, 17-0069
Hayami, K., 10-0790
Hayasaka, S., 19-0825
Hayasaka, T., 16-0686
Hayase, S., 18-0543
Hayashi, C., 19-1041
Hayashi, E., 15-0993
Hayashi, H., 07-0033, 19-1021
Hayashi, J., 15-1175
Hayashi, K., 16-0782, 16-0995
Hayashi, M., 04-0193, 10-0552, 10-1706, 10-1771, 10-1797, 13-0424, 15-0374, 15-0625, 15-0627, 15-1439, 19-1434
Hayashi, N., 04-0121, 04-0123, 15-2198, 16-0661, 18-0222, 19-1308
Hayashi, R., 12-0469, 16-2028
Hayashi, S., 10-1464, 15-0849, 16-0373
Hayashi, T., 10-0691, 10-1298, 10-1302, 10-1304, 10-1323, 10-1460, 10-1533, 10-1549, 10-1698, 11-0418, 11-0506, 12-0035, 12-0078, 15-0201, 15-0209, 15-0353, 15-0598, 15-0657, 15-0700, 15-0932, 15-1024, 15-1121, 15-1125, 15-1130, 15-1140, 15-1154, 15-1190, 15-1217, 15-1719, 16-0893, 16-1049, 16-1190, 16-1491, 16-2010, 18-0692, 19-1041, 19-1161
Hayashi, Y., 10-0221, 11-0518, 12-0340, 15-2139, 16-0878, 19-0505, 19-0507
Hayashida, M., 10-1137
Hayasi, Y., 12-0245
Hayat, S., 10-0860, 10-1081
Hayday, K., 14-0097
Hayden, W., 16-2015
Hayen, A., 15-1194
Hayer, M.F., 15-1898
Hayes, B.L., 07-0106, 07-0116
Hayes, C.J., 15-0900, 19-1335
Hayes, D., 16-1107
Hayes, J.-F., 10-0246
Hayes, J.C., 14-0200
Hayes, J.M., 12-0609, 18-0303
Hayes, P.D., 16-0071, 16-0174
Hayes, R., 18-0482
Hayes, R.A., 18-0227
Hayes, R.L., 18-0091
Hayes, S., 05-0158
Hayes, W., 03-0191
Hayes, W., 19-0192
Haymore, B.L., 03-0108
Haynes, L.W., 03-0083, 16-0287, 19-0047
Haynes, P., 18-0539
Häyri, L., 10-0810
Hays, D.S., 15-1274, 16-1502, 19-1261, 19-1407, 19-1681, 19-1682
Hayshi, T., 16-1089
Hayter, B.R., 15-1773
Hayward, R.C., 12-0161, 14-0431, 15-1626, 15-1686
Haywood-Farmer, J., 10-0145, 10-0146, 10-0148, 10-0149, 10-0150, 10-0151, 10-0420
Hazarkhami, H., 10-0812, 10-1113, 17-0156
Hazato, A., 18-0601
Hazel, R.G., 15-1001, 15-1097, 15-2146, 16-0912, 16-0948, 16-1160
Hazen, G.G., 12-0216
Hazra, B.G., 15-1535
Hazzard, G., 16-0192
He, B., 16-1427, 16-1433, 16-1438
He, C., 15-1904
He, G., 13-0362
He, H., 07-0120, 13-0138, 13-0213, 13-0345
He, H.-Y., 10-1199
He, L., 19-0082, 19-0342
He, M., 15-0820, 15-0821, 19-1028
He, M.-Y., 16-0150
He, S.-L., 05-0310, 14-0067, 14-0074
He, W., 07-0118, 07-0119, 15-0850
He, X., 12-0581, 14-0083, 18-0058
He, Y., 10-0608, 19-1206, 19-1374
He, Y.-P., 19-1627

- He, Z., **15-2029, 19-1265**
Head, A.J., **17-0124, 17-0144**
Head, N.J., **05-0082**
Headley, A., **15-0354, 16-0768**
Headley, A.D., **08-0165, 08-0223, 08-0235, 15-1614**
Healy, E.F., **02-0018, 06-0079, 19-0892**
Heaney, H., **03-0137, 12-0582, 13-0037, 13-0160, 15-1730, 16-0407, 18-0381**
Heard, G.L., **18-0383**
Hearn, M.J., **18-0347**
Hearn, R.A., **10-0920**
Heasley, G.E., **15-0004, 15-0033**
Heasley, V.L., **15-0004, 15-0016, 15-0033**
Heath, J.R., **02-0355**
Heath, M.J., **17-0269**
Heath, N.S., **17-0225**
Heath, R.R., **16-1144**
Heathcock, C.H., **04-0153, 04-0422, 10-1118, 10-1522, 15-0399, 15-0465, 15-1010, 15-1013, 15-1031, 15-1032, 15-1060, 16-1013, 16-1014, 16-1018, 16-1025, 16-1033, 16-1034, 16-1065, 18-0695**
Heatom, N.J., **03-0161**
Hebbe, V., **16-0389**
Hebel, A., **13-0486**
Hebel, D., **11-0312, 11-0537, 15-1582**
Héberger, K., **15-0051**
Hebert, E., **18-0413, 18-0416**
Hebrard, P., **10-0991**
Hecht, R., **18-0074**
Hecht, S.S., **16-1694, 19-0634**
Heck, H. d'A., **16-0024**
Heck, M.-P., **10-1208, 17-0470**
Heck, R., **10-0055, 10-0066, 10-0171**
Heck, R.F., **02-0047, 10-1399, 10-1447, 10-1841, 10-1846, 10-1849, 10-1852, 12-0074, 12-0304, 13-0360, 13-0361, 13-0363, 13-0381, 13-0387, 13-0388, 13-0389, 13-0394, 13-0417, 13-0418, 13-0420, 13-0423, 13-0603, 14-0259, 15-0406, 15-0792, 15-1378, 15-1477, 15-1494, 15-2292, 15-2429, 17-0232, 19-0056, 19-0718, 19-0957, 19-1200**
Heckrodt, T., **19-0067**
Heckroth, H., **12-0101**
Hedaya, E., **11-0560**
Hedayatullah, M., **19-0748**
Hedberg, C., **15-2119**
Hedberg, K., **04-0282, 02-0240, 03-0050, 04-0283, 04-0441**
Hedberg, L., **02-0240, 04-0441**
Hedegaard, B., **18-0696**
Hederich, V., **10-0739**
Hedgecock Jr., H.C., **12-0446**
Hedhli, A., **10-0920**
Hedley, S.J., **15-1973**
Heemstra Jr., J.R., **16-1046, 16-1110**
Heemstra, J.M., **08-0217**
Heep, U., **15-2322, 18-0469, 18-0470**
Heeren, J.K., **16-1282**
Heermann, D., **16-1652**
Heesing, A., **18-0750, 19-0023**
Hegarty, A.F., **02-0397, 05-0238, 10-0390, 10-0492, 11-0165, 12-0089, 12-0417, 13-0687, 16-0030, 16-1570**
Hegbom, I., **11-0145**
Hegde, S.G., **12-0164**
Hegde, V., **12-0087**
Hegde, V.R., **15-0298**
Hegedus, L., **10-1251**
Hegedus, L.S., **03-0083, 10-1254, 10-1255, 10-1332, 10-1439, 10-1447, 10-1841, 10-1842, 13-0394, 14-0443, 15-0328, 15-0406, 15-1342, 15-1477, 15-1479, 15-2292, 15-2403, 16-2010, 16-2099, 16-2100, 18-0835**
Hegedüs, C., **15-1491**
Hegeman, A.D., **18-0685**
Hegenberg, P., **02-0347**
Hehre, W.J., **01-0052, 02-0014, 02-0028, 04-0285, 04-0396, 05-0076, 05-0092, 06-0069, 06-0072, 06-0076, 08-0235, 10-0200, 15-2044, 15-2061, 02-0371**
Hei, S., **12-0072**
Heiba, E.I., **15-1921, 19-0436**
Heibel, G.E., **15-2254**
Heiber, M., **18-0631**
Heicklen, J., **19-0361**
Heider, L., **11-0508**
Heidke, R.L., **18-0035**
Heiermann, J., **13-0338**
Heigl, U.W., **15-2282**
Heikens, D., **16-1698**
Heil, B., **15-0598**
Heilbron I.M., **19-0074**
Heilbronner, E., **02-0216, 02-0335, 04-0240, 04-0241, 04-0416**
Heiliger, L., **05-0058**
Heilmann, S.M., **10-1662, 16-1425**
Heim, P., **19-0882, 19-0885, 19-0889**
Heimbach, H., **16-1204**
Heimbach, P., **10-1251, 15-2429, 15-2431**
Heimgartner, H., **04-0460, 15-2112, 18-0691**
Hein, G.E., **12-0701**
Hein, J.E., **16-1040**
Heine, H.W., **17-0363**
Heine, H.W., **18-0580**
Heinecke, U., **18-0571**
Heinich, A.M., **10-0786**
Heinisch, G., **14-0337, 14-0347**
Heinrich, N., **18-0077**
Heinrich, P., **05-0052**
Heinsohn, G., **15-1146**
Heintz, M., **13-0614**
Heinz, K.J., **14-0372**
Heinz, W., **02-0254**
Heinzman, S.W., **15-0571, 19-1168**
Heiser, B., **15-0598**
Heiss, C., **19-1022**
Heiszwolf, G.J., **10-0488**
Heitmann, P., **13-0165**
Heitz, M., **10-1100**
Hekmatshoar, R., **19-1656**
Helbert, M., **01-0051, 03-0015, 08-0090, 08-0092**
Held, G., **12-0419**
Helder, R., **15-1806**
Heldrich, F.J., **13-0463**
Heldt, W.Z., **18-0335**
Helgason, A.L., **18-0488**
Helgeson, R., **15-2112**
Helgeson, R.C., **04-0163, 04-0164**
Helgren, P.F., **16-1851**
Helgstrand, E., **11-0010**
Hélion, F., **16-0608, 16-1987, 19-1648**
Helland, I., **14-0441, 16-0372**
Heller, B., **15-0608, 15-2422**
Heller, D., **15-0608, 15-0609**
Hellgardt, K., **13-0411**
Hellin, M., **15-0024, 16-1464, 16-1467, 16-1469, 16-1470**
Helliwell, M., **15-0536, 15-1680**
Helliwell, S., **19-0403**
Hellmann, H., **15-2256, 15-2260, 16-0394**
Hellou, J., **16-2032**
Hellrung, B., **02-0381, 12-0101**
Hellwinkel, D., **05-0234**
Helmchen, G., **04-0098, 04-0170, 04-0225, 10-1463, 10-1640, 15-1022, 15-2058**
Helmick, L.S., **13-0677**

- Helmkamp, G.K., 17-0225, 17-0361
 Helms, A.M., 05-0289
 Helquist, P., 10-1252, 15-0949, 15-2287
 Helquist, P.M., 13-0462
 Hellsby, P., 11-0148
 Hembre, R.T., 19-0460
 Hembury, G.A., 03-0069
 Hemesley, P., 16-1246
 Hemgartner, H., 16-1399
 Hemingway, A., 04-0253
 Hemmer, H., 12-0074
 Hemmerling, M., 15-0323, 15-1280
 Hemminger, J.C., 19-0016
 Hems, W., 19-1028, 19-1042
 Hems, W.P., 09-0101
 Henbest, H.B., 15-0113, 19-0597, 19-0833
 Henchman, M., 10-0345
 Henderson Jr., W.A., 15-2311
 Henderson, D.A., 11-0423
 Henderson, G.N., 11-0054, 18-0034
 Henderson, J.C., 19-0753
 Henderson, J.L., 16-0584
 Henderson, J.W., 05-0076
 Henderson, K.W., 16-1107
 Henderson, M.A., 18-0695
 Henderson, R.M., 11-0616
 Henderson, S., 16-1021
 Henderson, W.G., 08-0219
 Henderson, W.W., 10-0617
 Hendley, E.C., 18-0885, 18-0888
 Hendrick, M.E., 05-0338, 15-2313
 Hendricks, R.T., 15-0988
 Hendrickson, J.B., 06-0001, 10-0653, 10-0715, 10-0907, 10-0992, 10-1712, 15-0133, 15-0136, 15-0785, 15-1562, 16-2164, 17-0204, 17-0350, 19-1566
 Hendriks, A.H.M., 19-1397
 Hendrix, J.P., 12-0400
 Hendry, D.G., 14-0058, 14-0121
 Hendry, J., 19-0671, 19-0851
 Hendry, J.B., 11-0110
 Hendy, B.N., 10-0516
 Henglein, A., 07-0074
 Hénin, F., 19-0218
 Henis, J.M.S., 12-0051
 Henke, B.R., 16-1022
 Henke, H., 19-0366
 Henkel, J.G., 18-0640
 Henkelmann, J., 16-1918
 Henley, R.L., 15-0483, 15-1657
 Henne, A.L., 15-0505
 Hennessy, A.J., 13-0424
 Hennessy, E.J., 13-0575
 Hennessy, M.J., 12-0217
 Henning, R., 10-0688
 Henning, W., 18-0630
 Hennings, D.D., 13-0332
 Hennion, G.F., 10-1290, 10-1291, 18-0390
 Hennis, R.P., 18-0480
 Henri-Rousseau, O., 10-0265, 15-1992
 Henrichs, M., 05-0150
 Henrichs, P.M., 10-0116
 Henrick, C.A., 15-1080, 16-1980
 Henriksson, U., 19-1064, 19-1065
 Henry, B.R., 01-0053
 Henry, D.J., 12-0614
 Henry, J.P., 18-0628
 Henry, J.R., 10-0899, 19-0395
 Henry, L., 16-1150
 Henry, P.M., 15-1534, 16-1699, 19-0387, 19-0718, 19-0721
 Henshilwood, J.A., 15-2438
 Hensley, M., 15-1723
 Hentchoya Hémo, J., 16-0356
 Hentges, S.G., 15-1866
 Henze, D.K., 18-0639
 Henzel, R.P., 18-0840, 18-0845
 Heo, C.K.M., 17-0053
 Heo, G.S., 03-0107
 Heo, J., 03-0185
 Hepler, L.G., 08-0160, 08-0238, 08-0239, 09-0026
 Hepp, H.J., 15-0714, 15-1358
 Heppenstall, T.J., 15-2036
 Heras, Md.R.C., 10-1400
 Heravi, M.M., 16-0059, 16-0063, 16-0145, 19-0088, 19-0101, 19-0102, 19-0147, 19-0150, 19-0153, 19-0154, 19-1656
 Herbert, J.M., 10-1403
 Herbert, M., 19-0529
 Herbert, W., 19-1130
 Herbich, J., 12-0087
 Herbst, G., 19-0408
 Herbst, M.D., 10-0727
 Herstein, F.H., 03-0166
 Hercourt, A., 19-1490
 Hercules D.M., 11-0564
 Herd, A.K., 16-1809
 Herd, O., 13-0237
 Herderich, M., 15-1828, 19-0205
 Herdle, W.B., 02-0329
 Herges, R., 02-0340, 15-1524
 Heribanová, A., 19-0567
 Hering, N., 10-0355
 Hérion, H., 17-0265
 Herlem, M., 05-0017
 Herlihy, K.P., 18-0149
 Herling, J., 18-0462
 Herman, F., 19-0601
 Hermann, W.A., 10-1303
 Hermanns, N., 16-0687
 Hermans, B., 15-1856
 Hermawan, I., 12-0132
 Hermeling, D., 15-1998
 Hermesen, P.J., 16-0687
 Hernández, A.G., 15-1231
 Hernández Jr., L., 16-2108
 Hernández, A., 17-0145
 Hernández, J.E., 19-0317
 Hernández, R., 14-0208
 Herndon, J.W., 15-0356, 15-2410, 15-2414
 Herndon, W.C., 02-0004, 02-0011, 02-0108, 02-0120, 02-0128, 02-0130, 10-0212, 15-2044, 15-2103, 15-2105, 15-2108, 15-2235, 18-0477
 Herod, A.A., 14-0110
 Herold, B.J., 05-0327
 Herold, L.R., 10-0534
 Heron N.M., 15-0870, 18-0814, 15-1928
 Herr, M.L., 02-0226
 Herr, R.J., 13-0522, 15-0387, 16-0423
 Herr, R.W., 10-1542, 10-1557
 Herradua, P.S., 13-0143
 Herranz, E., 15-1861, 15-1866
 Herrera, R.P., 12-0618
 Herreras, C.I., 15-2305
 Herrero, L.A., 08-0118
 Herrick, E.C., 15-2281, 19-1733
 Herring, A.P., 13-0480
 Herring, L.E., 15-1994
 Herrinton, P.M., 10-1630
 Herrlich, M., 11-0354
 Herrmann, A.W., 13-0394
 Herrmann, J.L., 10-1614, 10-1698, 15-1348
 Herrmann, P., 16-0757, 10-0121
 Herrmann, R., 17-0480
 Herrmann, W.A., 05-0348, 13-0538, 15-1738
 Herron D.K., 18-0551
 Herron J.T., 19-0010, 19-0386
 Herscheid, J.D.M., 11-0312
 Herschlag, D., 10-0367
 Hershberger, J., 15-1171
 Hershberger, S.S., 12-0530, 14-0389
 Hershenson, F.M., 04-0170, 15-2045
 Hershey, B., 16-1021

- Hershkowitz, R.L., **10-1096, 13-0252**
 Hertas, I., **13-0158**
 Hertel, L.W., **14-0244**
 Herterich, I., **10-0136**
 Hertwig, R.H., **02-0318**
 Hervas', M., **05-0216**
 Hervé, G., **15-0834**
 Herweh, J.E., **16-2170**
 Herz, A.H., **11-0039**
 Herzberg, D., **19-1028**
 Herzberg, G., **05-0275, 05-0343**
 Herzig, D., **19-0277**
 Herzog, K.J., **15-1988**
 Hess Jr., B.A., **02-0095, 02-0107, 02-0223, 05-0047, 10-0192, 10-0197, 13-0039, 18-0539, 18-0547**
 Hess, G.P., **16-1796**
 Hess, H., **04-0174**
 Hess, H.M., **15-0560**
 Hess, R.E., **15-2172, 16-2080**
 Hess, T.C., **18-0227**
 Hess, W.W., **19-0079**
 Hesse, D.G., **04-0462**
 Hesse, G., **04-0175**
 Hesse, M., **12-0669, 15-0152, 16-1858, 16-1859, 18-0159**
 Hesse, R.H., **12-0729, 14-0133, 14-0134, 15-1519, 18-0869, 18-0872**
 Hesse, S., **13-0497**
 Heßler, A., **13-0237**
 Hessler, D.P., **14-0161**
 Hester, N.B., **19-0714**
 Heublein, G., **15-0014**
 Heuft, M.A., **10-1062, 14-0324**
 Heuman, P., **19-1522**
 Heumann, A., **14-0252**
 Heumann, K.G., **03-0111**
 Heuring, D.L., **18-0381**
 Heus, M., **15-0502**
 Heus-Kloos, Y.A., **16-1898**
 Heuschmann, M., **18-0582**
 Heusler, K., **14-0207, 18-0085, 19-1067**
 Heutling, A., **15-0355**
 Heuzé, K., **13-0556**
 Hevesi, L., **05-0052, 10-0771, 15-1856, 19-0010, 19-0553**
 Hewitt, C.D., **11-0310**
 Hewitt, G.W., **15-0758**
 Hewitt, M., **05-0150**
 Hext, N.M., **08-0186**
 Hexter, R.M., **15-2419**
 Hey, D.H., **10-1320, 13-0736, 14-0031, 14-0106, 14-0108, 14-0325, 14-0329, 15-1355, 15-1357**
 Hey, J.P., **04-0235, 04-0246**
 Heyd, W.E., **10-0250**
 Heydar, A., **10-0928**
 Heydari, R., **11-0128**
 Heydkamp, W.R., **12-0515**
 Heyer, D., **19-0603**
 Heymer, B., **13-0322**
 Heyn, A.S., **15-0860**
 Heyn, H., **17-0507, 17-0509**
 Hiatt, R., **10-0740, 10-0746, 15-1726, 15-1742**
 Hiatt, R.R., **15-1795, 19-0769**
 Hibbert, F., **03-0043, 08-0061, 08-0096, 08-0102, 08-0180, 16-0456, 16-1587, 16-1886**
 Hibbs, D.E., **15-0323, 16-1436**
 Hibert, M., **15-2145**
 Hiberty, P.C., **01-0048, 02-0006, 02-0041, 10-0200**
 Hibino, H., **10-1490**
 Hibino, K., **19-0505, 19-0507**
 Hibino, S., **15-2122, 19-1283**
 Hickey, E.R., **15-2052**
 Hickey, M.J., **04-0296**
 Hickinbottom, W.J., **11-0367, 11-0589, 19-0423, 19-1350**
 Hickmott, P.W., **10-1674, 10-1677**
 Hicks, F.A., **15-1424, 15-1465**
 Hicks, L.D., **19-1449**
 Hicks, R., **07-0105, 11-0240, 15-1744**
 Hida, K., **15-0625**
 Hida, M., **13-0216**
 Hida, T., **10-1129**
 Hidai, M., **10-0793, 11-0333, 15-0808, 19-1241**
 Hidaka, T., **10-1306**
 Hideura, D., **15-0801, 15-1437**
 Hiebert, J.D., **19-0022**
 Hiebert, S., **10-1534, 15-0943**
 Hiegel, G.A., **10-1069, 19-0686**
 Hiel, G.P., **15-2436**
 Hiemstra, H., **12-0273, 13-0237, 15-0395, 15-0913, 16-1734, 18-0813**
 Hienuki, Y., **04-0422**
 Hierl, P.M., **10-0345**
 Hiersemann, M., **18-0405, 18-0666, 18-0702**
 Hierso, J.-C., **13-0541**
 Higa, S., **16-2023**
 Higashi, F., **16-0436**
 Higashijima, M., **15-0530**
 Higashimae, Y., **10-1849**
 Higashino, T., **19-0580**
 Higashizima, T., **15-1480**
 Higasi, K., **02-0026**
 Higginbotham, H.K., **01-0056**
 Higgins, D., **10-1431**
 Higgins, J., **13-0252**
 Higgins, R., **14-0153, 14-0204, 14-0234**
 Higgins, R.J., **11-0162, 11-0163**
 Higgins, S.D., **19-1797**
 Higgins, W., **17-0291**
 High, K.G., **15-0707**
 Highcock, R.M., **15-0016**
 Hight, R.J., **02-0413**
 Hightower, T.R., **15-0276, 15-0387, 15-1363, 19-0055**
 Higley, D.P., **18-0590, 19-0373, 19-0379**
 Higuchi, H., **02-0322**
 Higuchi, M., **14-0071**
 Higuchi, T., **10-1302, 12-0726, 16-1809, 19-0458**
 Hii, K.K., **13-0364, 13-0393, 13-0401, 13-0427, 15-0339**
 Hiiragi, M., **10-0804**
 Hilbert, J.M., **17-0047**
 Hildebrand, J.P., **16-0687, 19-0184**
 Hildebrandt, B., **16-0493**
 Hilderbrandt, R.L., **01-0062**
 Hilkenskamp, R., **12-0387**
 Hill, A.F., **02-0042, 09-0111**
 Hill, C.L., **12-0341, 12-0605, 12-0606, 14-0126, 14-0282, 19-0061, 19-0453**
 Hill, D.G., **16-2037**
 Hill, D.R., **16-1634, 19-0614**
 Hill, D.T., **15-2326**
 Hill, E.A., **12-0553, 15-0867**
 Hill, H.A.O., **13-0256**
 Hill, H.D.W., **14-0327**
 Hill, H.W., **04-0212**
 Hill, J.A., **12-0023**
 Hill, K.A., **12-0154**
 Hill, M.E., **11-0139**
 Hill, R., **02-0236**
 Hill, R.H., **19-1519**
 Hill, R.K., **02-0270, 04-0014, 10-1112, 15-0969, 17-0147, 17-0454, 18-0337, 18-0394, 18-0621, 18-0625, 18-0687, 18-0688**
 Hill, R.L., **16-1816**
 Hill, T., **16-1172**
 Hiller, G., **16-0204, 19-1456**
 Hillhouse, G.L., **19-1572**
 Hillier, A.C., **13-0480**
 Hillier, I.H., **02-0418, 15-0985, 18-0667, 18-0709**
 Hillier, M.C., **09-0105**
 Hillman, M.E.D., **16-0771, 18-0422**
 Hillmyer, M., **10-0807**
 Hills, I.D., **13-0350**
 Hilmersson, G., **08-0208, 08-0209, 10-1123, 15-0478,**

- 15-0924, 15-2025, 16-0470,
 16-0490, 19-0985, 19-0985,
 19-1704
 Hilpert, H., 04-0040
 Hilt, G., 15-0796, 15-2079,
 16-0879
 Hilty, T.K., 16-1076
 Himabindu, K., 16-1608
 Himeshima, Y., 13-0022
 Himoe, A., 11-0045, 11-0047
 Hin, Q.-H., 19-1325
 Hinakubo, Y., 19-1674
 Hinde, A.L., 15-0538
 Hindley, N.J., 16-0799
 Hine, J., 02-0383, 03-0030,
 08-0049, 08-0160, 09-0016,
 09-0022, 09-0024, 09-0025,
 10-0515, 11-0484, 12-0058,
 15-0547, 17-0042
 Hines, J.N., 17-0343
 Hines, W.G., 14-0039
 Hinkley, J.M., 10-0481
 Hinman, M.M., 15-2297
 Hinman, R.L., 16-2085
 Hino, F., 18-0342
 Hino, H., 16-1759
 Hino, T., 19-1154
 Hinsley, J., 15-0806
 Hinterding, K., 10-0738
 Hinton, J., 06-0040
 Hintze, H., 19-0023
 Hinze, J., 01-0025, 01-0028
 Hinzen, B., 19-0124
 Hioki, H., 10-0704
 Hioki, K., 16-0608, 18-0732,
 18-0732
 Hipperson, W.C.P., 19-0327
 Hirab, T., 10-0220
 Hirabayashi, K., 10-1198,
 13-0398, 13-0449, 13-0519,
 14-0323, 15-1935, 16-0914,
 10-0606, 16-2060
 Hirabayashi, Y., 16-1726
 Hirabe, T., 19-1339
 Hiraga, Y., 16-1228
 Hirai, A., 10-1803
 Hirai, C., 03-0138, 10-1655
 Hirai, H., 11-0052
 Hirai, K., 05-0337, 15-1491
 Hirai, T., 14-0174
 Hiraike, H., 12-0754
 Hiraiwa, N., 02-0322
 Hiraiwa, Y., 10-1120, 16-1096
 Hirakawa, A.Y., 07-0012
 Hirakawa, T., 12-0144
 Hiramama, M., 15-0612, 15-1037,
 15-1697, 15-1700, 16-1026,
 16-1332
 Hiramatsu, H., 16-1167
 Hiramoto, K., 16-1661
 Hirano, J., 16-1710
 Hirano, K., 10-1625, 16-0829,
 16-0909
 Hirano, M., 12-0113, 15-0146,
 15-0496, 15-1528, 19-0688,
 19-0919
 Hirano, S., 15-0946
 Hirano, T., 15-0241, 15-0608,
 19-0400
 Hirano, Y., 19-0383
 Hirao, H., 15-2049
 Hirao, I., 11-0501
 Hirao, I., 16-1968
 Hirao, K., 15-1461
 Hirao, T., 10-1214, 10-1826,
 13-0294, 13-0481, 15-0921,
 15-1139, 15-1464, 15-1477,
 19-1302, 19-1304, 19-1591,
 19-1650, 19-1653, 19-1695
 Hirao, Y., 14-0191
 Hiraoka, K., 10-0178
 Hiraoka, M., 03-0101, 12-0319
 Hiraoka, N., 11-0013
 Hiraoka, S., 16-0380
 Hiraoka, Y., 16-0687
 Hirasawa, M., 16-0553
 Hirasawa, S., 15-0595
 Hirase, K., 15-1210
 Hirase, M., 15-1445
 Hirashima, T., 15-1921
 Hirashita, T., 10-0221, 10-1549,
 16-0600, 16-0606, 16-0878
 Hirata, F., 15-2037
 Hirata, K., 16-0620, 16-1655
 Hirata, R., 16-2139
 Hirata, T., 12-0179, 15-0626,
 16-1545, 19-1022
 Hirata, Y., 19-0745, 19-1434
 Hirayama, F., 07-0021
 Hirayama, K., 15-1391, 15-2171
 Hird, A.W., 15-1136
 Hird, M., 10-1296
 Hirobe, M., 19-0458
 Hiroi, K., 12-0253, 17-0294,
 19-0156, 19-0688
 Hirooka, S., 02-0296, 02-0303,
 02-0304, 02-0306
 Hirotsawa, C., 10-1565, 15-
 1415, 15-1416, 15-1430
 Hirose, Y., 10-0657, 16-0830
 Hirota, E., 04-0276, 05-0275
 Hirota, H., 10-0404
 Hirota, K., 10-0596, 10-0919,
 10-1360, 11-0644, 12-0731,
 15-0411, 15-0576
 Hirota, M., 09-0076
 Hirota, N., 05-0208
 Hirota, T., 13-0782, 16-0086
 Hirotsu, K., 01-0068, 03-0163,
 10-1302, 15-0354
 Hirsch, J.A., 04-0339
 Hirsch, R., 05-0138
 Hirschmann, H., 04-0253,
 04-0254
 Hirschfeld, F.L., 02-0292
 Hirsl-Star(O_s)jević, S.,
 10-0208
 Hirst, D.M., 02-0002
 Hirt, U.S., 19-0197
 His, S., 18-0318
 Hisano, T., 15-1932
 Hisatsune, I.C., 19-0361
 Hiscocks, S.P., 02-0426
 Hiskey, R.G., 19-0798
 Hitchcock, P.B., 13-0480
 Hitchcock, S.R., 12-0469
 Hite, G., 18-0206
 Hites, R.A., 16-2052
 Hitii, J., 05-0279
 Hitzler, M.G., 09-0106
 Hixson, S.S., 18-0849, 18-0855
 Hiyama, R., 15-0585
 Hiyama, T., 10-1194, 10-1198,
 10-1207, 10-1341, 10-1438,
 10-1781, 10-1782, 11-0511,
 12-0287, 12-0529, 13-0398,
 13-0430, 13-0449, 13-0519,
 13-0619, 14-0323, 15-0589,
 15-0735, 15-1492, 15-1543,
 16-0565, 16-1413, 16-1546,
 17-0343, 19-1038
 Hiyama, Y., 16-1521
 Hiyashi, M., 19-0019
 Hlasta, D.J., 16-1967
 Ho, C., 06-0082
 Ho, C.-J., 18-0090
 Ho, C.-Y., 15-1779
 Ho, D.M., 02-0074, 02-0126,
 03-0200, 15-1958
 Ho, G., 05-0386
 Ho, H.C., 16-0250
 Ho, I., 17-0082
 Ho, J.J., 12-0087
 Ho, K.M., 14-0402, 19-1581
 Ho, L.-M., 15-1779
 Ho, L.L., 17-0344
 Ho, M.M., 19-1217
 Ho, P.-S., 10-1772
 Ho, P.T., 15-1696
 Ho, S., 10-0364
 Ho, S.P., 03-0121
 Ho, T., 08-0149, 10-1227,
 10-1685, 16-0064, 19-0980
 Ho, T.-I., 13-0544, 14-0334
 Ho, T.-L., 16-0250
 Ho, T.L., 19-0010, 19-1364,
 19-1365
 Hoa, K., 11-0116
 Hoang, H., 16-1351
 Hoang, L., 16-1063

- Hoang, T.H., **15-0820**
 Hoard, J.A., **18-0613**
 Hoashi, Y., **15-1004**
 Hobbs, D., **15-1269**
 Hobson, J.D., **10-1186**
 Hobza, P., **03-0072**
 Hoch, H., **10-1677**
 Hochstrasser, R., **12-0150**
 Hocker, J., **16-2165**
 Hocking, M.B., **19-0427**,
19-0429, **19-0430**
 Hocks, L., **18-0756**
 Hocquemiller, R., **13-0308**
 Hodder, A.S., **18-0797**
 Hodek, W., **17-0476**
 Hodge, C.N., **03-0061**, **04-0246**
 Hodge, J.D., **05-0035**, **05-0048**,
05-0050
 Hodge, P., **10-0992**, **12-0681**,
16-0690, **16-1817**, **16-1822**,
17-0459
 Hodges, F.W., **11-0588**
 Hodgson, B., **05-0279**
 Hodgson, D.M., **10-0934**,
10-1210, **10-1538**, **10-1538**,
16-0472, **17-0179**, **17-0210**,
18-0135
 Hodgson, P.B., **12-0370**
 Hodgson, P.K.G., **16-1586**,
18-0032
 Hodnett, E.M., **14-0045**,
17-0062
 Hodous, B.L., **15-0368**, **16-2104**
 Hodson, D., **16-2048**
 Hoefnagel, A.J., **09-0064**
 Hoefnagel, M.A., **11-0159**
 Hoefs, C.A.M., **17-0229**
 Hoeg, D.F., **12-0621**, **19-0836**
 Hoegerle, R.M., **17-0407**
 Hoegy, S.E., **15-1295**
 Hoekstra, A., **11-0312**
 Hoekstra, M.S., **16-2012**
 Hoem, A.B., **18-0685**
 Hoen, R., **15-0604**
 Hoesch, L., **04-0040**
 Hoet, P., **18-0509**
 Hofelich, T.C., **05-0002**,
05-0072, **10-0177**
 Hofer, E., **04-0215**
 Hoff, C.D., **02-0417**
 Hoff, D.J., **16-1318**
 Hoff, E.F., **15-0265**, **15-2213**
 Hoff, W.S., **19-0411**
 Hoffman Jr., J.M., **02-0235**
 Hoffman Jr., L., **16-1378**
 Hoffman, B.C., **05-0385**
 Hoffman, C., **15-0105**
 Hoffman, D.H., **04-0164**,
12-0031
 Hoffman, D.K., **18-0534**
 Hoffman, D.M., **15-1732**
 Hoffman, N.W., **10-1814**
 Hoffman, R.V., **13-0782**,
18-0344, **18-0346**
 Hoffman, T.D., **12-0028**,
12-0682
 Hoffmann, D., **05-0182**
 Hoffmann, E., appendixA-0024
 Hoffmann, F., **19-0503**
 Hoffmann, H., **16-1305**
 Hoffmann, H.M.R., **10-1168**,
12-0081, **15-0961**, **15-1979**,
15-2432, **16-1889**
 Hoffmann, K.J., **11-0280**
 Hoffmann, M.R., **07-0069**,
07-0073, **07-0074**
 Hoffmann, N., **15-1049**
 Hoffmann, P., **16-2124**,
16-2128, **16-2133**,
17-0479
 Hoffmann, R., **02-0012**,
02-0052, **02-0195**, **04-0074**,
04-0419, **05-0330**, **12-0278**,
15-1659, **15-1826**, **15-2053**,
15-2103, **15-2106**, **15-2114**,
15-2258, **17-0355**, **18-0474**,
18-0476, **18-0525**, **18-0526**,
18-0531, **18-0540**, **18-0620**,
18-0622, **18-0639**
 Hoffmann, R.T., **18-0393**
 Hoffmann, R.W., **05-0138**,
05-0139, **10-1324**, **12-0608**,
12-0614, **12-0623**, **13-0037**,
13-0049, **13-0079**, **13-0094**,
13-0164, **13-0574**, **14-0361**,
15-1996, **16-0443**, **16-0491**,
16-0493, **16-0494**, **16-0697**,
16-0706, **16-1019**, **16-1022**,
18-0728, **18-0737**, **16-0537**
 Hoffmann, S., **08-0106**
 Hoffmann, V.T., **04-0446**
 Hoffmann-Röder, A., **15-1026**
 Hofinger, A., **16-0370**
 Höfle, G., **16-1622**, **18-0233**,
18-0733
 Höfle, G.A., **12-0408**, **16-1203**
 Höfler, C., **19-0023**
 Hofman, P.S., **11-0596**
 Hofmann, A.W., **17-0251**
 Hofmann, H.-J., **11-0172**
 Hofmann, J.E., **11-0384**,
13-0667, **17-0286**, **17-0288**
 Hofmeyer, L.J.F., **07-0120**
 Hofsløkken, N.U., **11-0472**
 Hofstra, G., **16-0209**
 Hofstraat, R., **16-2081**
 Höft, E., **10-0292**
 Höft, E., **11-0488**
 Hogarth, M.J., **10-1320**
 Högberg, H., **10-1377**
 Högberg, H.-E., **15-1931**
 Högberg, T., **16-1827**
 Hoge, G., **15-0603**, **5-0604**
 Hoge, G.S., **18-0764**, **18-0831**
 Hogen-Esch, T.E., **05-0127**,
05-0130
 Höger, E., **19-0326**
 Hogeveen, H., **05-0031**,
10-0184, **12-0048**, **12-0108**,
12-0343, **15-0134**, **15-0218**,
15-1392, **15-2234**, **15-2257**,
16-0490, **16-1249**, **18-0007**,
18-0029, **18-0096**
 Hogg, H.J., **16-1596**
 Hogg, J.L., **16-0102**, **16-1556**
 Hoggett, J.G., **11-0029**,
11-0033, **11-0041**, **11-0050**,
11-0083, **11-0096**
 Hoggett, J.H., **11-0119**
 Hogrefe, F., **02-0175**
 Hohn, A., **15-1381**
 Hohner, G., **02-0061**
 Hoigné, J., **11-0560**
 Hoiness, C.M., **15-2327**
 Høj, B., **15-1338**
 Hojatti, M., **02-0386**, **08-0098**,
08-0105, **12-0097**, **15-0218**
 Hojo, K., **02-0250**, **10-1009**
 Hojo, M., **10-0070**, **15-0876**,
16-1657, **19-0934**, **19-1005**,
19-1392
 Hoke, D., **19-1295**, **19-1296**,
19-1344, **19-1396**
 Holbrey, J.D., **09-0111**, **13-0415**
 Holbrook, K.A., **18-0169**
 Holcomb, A.G., **02-0206**,
10-0141
 Holcomb, H., **19-0708**
 Holden, D.A., **14-0045**
 Holder, R.W., **15-2184**,
15-2210, **18-0561**
 Holeman, D.S., **15-1041**
 Hölemann, A., **16-0671**,
16-0735, **16-0736**
 Holland, G.W., **15-1189**
 Holland, H.L., **19-0795**,
19-0824
 Hollander, F.J., **15-2065**
 Holler, E.R., **19-1356**
 Holliday, R.E., **13-0033**
 Hollingsworth, C.A., **01-0002**
 Hollinshead, D.M., **19-1410**
 Hollis, R., **14-0075**
 Hollis, T.K., **16-1080**
 Hollis, W.M., **12-0654**
 Hollist, G.O., **19-0676**
 Hollister, K.R., **10-1713**
 Holloway, F., **19-0248**
 Holloway, R.L., **02-0210**
 Hollowell, C.D., **01-0074**

- Hollyhead W.B., **08-0064, 08-0059**
- Holm, A., **10-0479, 10-0615**
- Holm, T., **16-0483, 16-0523, 16-0530, 16-0532, 16-0533, 16-0540**
- Holman, R.W., **11-0031**
- Holmberg, B., **16-1553**
- Holme, D., **15-0445**
- Holmes, A.B., **09-0101, 13-0177, 13-0407, 13-0492, 15-1950**
- Holmes, D., **13-0097**
- Holmes, I.P., **16-1422**
- Holmes, J., **18-0412**
- Holmes, J.L., **02-0402, 05-0074, 05-0265, 10-0184**
- Holmes, R.R., **19-0749**
- Holmes, S.A., **04-0382**
- Holmgren, A., **10-0088**
- Holmquist, B., **16-1571**
- Holmquist, C.R., **12-0331**
- Holness, N.J., **17-0069, 18-0028**
- Holsboer, F., **02-0224**
- Holt, G., **16-2048**
- Holt, J., **08-0112**
- Holt, R.J., **15-2283**
- Holthausen, M.C., **02-0318**
- Holton, J., **10-1832, 12-0074, 15-0401**
- Holton, R.A., **15-1047**
- Holtz, D., **08-0219**
- Holtz, H.D., **08-0233, 10-0314**
- Holub, D.P., **19-1697**
- Holubka, J.W., **12-0209**
- Holy, A., **11-0469**
- Holy, N., **16-0405**
- Holy, N.L., **05-0313, 10-0285, 15-0542**
- Holz, J., **15-0609, 19-1158**
- Hölzer, B., **12-0614, 16-0537**
- Homer, R.B., **08-0024, 08-0055, 16-1570**
- Homma, K., **19-1441, 19-1471**
- Homma, M., **15-2372**
- Hommeltoft, S.I., **05-0222**
- Hombres, H., **10-1726**
- Hombres, N.J.R.v.E., **02-0104, 02-0105**
- Homsí, F., **15-1587**
- Hon, M., **04-0410, 15-0128, 18-0161, 18-0569, 18-0580, 18-0614**
- Hon, Y., **10-0043, 10-0322**
- Hon, Y.-S., **19-0346**
- Honaker, M.T., **10-0889**
- Honda, H., **15-0665**
- Honda, K., **03-0072, 17-0216, 18-0729**
- Honda, M., **16-1104**
- Honda, T., **10-0377, 12-0326, 16-0827, 18-0348, 18-0902, 19-1670**
- Honda, Y., **15-1260, 19-0842**
- Hondo, T., **15-0225, 15-0392**
- Hondrogiannis, G., **15-1550, 15-2040**
- Höne, M., **08-0089**
- Honegger, E., **04-0241, 04-0416**
- Hong, D.J., **10-0501**
- Hong, J.-B., **15-1364**
- Hong, J.-I., **13-0136**
- Hong, M., **15-1125**
- Hong, R.-K., **13-0190, 14-0388**
- Hong, S., **15-0335, 15-0338, 15-1868, 15-1871, 15-1872**
- Hong, S.-p., **04-0125, 18-0680**
- Hong, W.S., **19-1512**
- Hong, Y-T., **13-0568**
- Hong, Y., **16-1087, 16-1972, 19-1032**
- Hong, Y.-T., **10-1624, 13-0515, 16-0739, 16-0752**
- Hongo, H., **10-1454**
- Hongoh, Y., **04-0177**
- Hongwen, H., **10-0992**
- Hongxun, D., **18-0429**
- Honma, M., **15-2304**
- Honma, S., **15-1192**
- Honma, T., **15-1791**
- Honma, Y., **15-1158, 15-1179**
- Hontschik, I., **11-0406**
- Honwad, V.K., **16-1898**
- Honzatko, R., **04-0127, 04-0146, 15-0597**
- Hoobler, M.A., **10-1742**
- Hood, F.P., **04-0323**
- Hoodless, I.M., **19-0023**
- Hoogzand, C., **04-0502, 15-2362, 15-2407**
- Hoole, D., **11-0236**
- Hoornaert, G., **15-1652**
- Hoover, D.J., **04-0207**
- Hoover, F.W., **15-2198**
- Hooz, J., **10-0585, 10-0640, 10-1645, 10-1762, 10-1763, 10-1764, 12-0153, 12-0410, 12-0411, 15-1150, 15-1151, 16-0996, 18-0458**
- Hope, E.G., **15-1488**
- Hopf, H., **02-0049, 02-0050, 10-0064, 15-0106, 15-1994, 15-2183, 15-2277**
- Hopff, H., **04-0504, 09-0089, 15-2365, 16-1698**
- Hopkins Jr., H.P., **08-0191, 10-0333**
- Hopkins, A., **16-2146**
- Hopkins, P.B., **02-0395, 17-0341, 18-0682**
- Hopkins, T.E., **12-0719**
- Hopkinson, A.C., **03-0047, 10-0296, 10-0301**
- Hoppe, D., **16-1197, 16-1206, 16-1207**
- Hoppen, V., **04-0330, 04-0341**
- Hopper, C.R., **16-1593**
- Hopperdietzel, S., **15-1549**
- Horaguchi, T., **10-0550, 12-0117, 19-0518**
- Horak, V., **19-0659**
- Horan, C.J., **05-0068, 13-0027, 13-0023**
- Hore, P.J., **05-0220**
- Horeau, A., **04-0144, 04-0201, 04-0209, 04-0214**
- Horeis, G., **07-0103**
- Horgan, A.G., **18-0750**
- Horgan, A.J., **18-0746**
- Horgan, S.W., **19-0266**
- Hörhold, H., **11-0321**
- Hori, H., **18-0772**
- Hori, I., **10-1698**
- Hori, K., **15-1888, 15-2428, 16-1590**
- Hori, M., **15-2428**
- Hori, R., **16-0947**
- Hori, S., **15-0928**
- Hori, T., **12-0223, 12-0224, 14-0189**
- Hori, Y., **15-0280, 15-0281**
- Horibe, I., **04-0206, 11-0650**
- Horie, T., **13-0155**
- Horie, Y., **13-0424**
- Horiguchi, I., **15-1236**
- Horiguchi, Y., **15-1066, 19-0479**
- Horikawa, M., **15-2294**
- Horikawa, Y., **14-0117**
- Horino, H., **19-1769**
- Horino, Y., **10-1498**
- Horita, K., **14-0130**
- Horiuchi, C.A., **11-0297, 12-0126, 12-0162, 12-0175, 15-1559, 15-1576, 15-1685, 19-0342**
- Horiuchi, M., **16-1368**
- Horiuti, I., **15-0452**
- Horler, H., **18-0077**
- Hormi, O., **15-1823**
- Hormi, O.E.O., **15-1694, 15-1709**
- Horn, A.H.C., **14-0076**
- Horn, U., **17-0420**
- Hornaman, E.C., **17-0273**
- Hornbuckle, S.F., **02-0086**
- Horner, J.H., **05-0306, 05-0307, 05-0310, 14-0038, 14-0070, 14-0123, 15-1221, 15-1222, 15-1272**

- Horner, L., **04-0046, 04-0193, 16-1255, 16-1305, 18-0221, 19-1424, 19-1465**
 Hornfeldt, H.L., **11-0032**
 Hörnfeldt, A., **16-1971**
 Horning, D.E., **13-0702**
 Horning, E.C., **19-0674**
 Horspool, W.M., **07-0001, 15-1932, 15-2235, 15-2238, 15-2439, 16-2083, 18-0858**
 Horstmann, T.E., **15-1318**
 Horton, D., **04-0363**
 Horton, J.L., **09-0078**
 Horvath, B., **19-0470**
 Hosaka, K., **16-2024**
 Hoshi, M., **12-0497, 12-0546**
 Hoshi, T., **10-0676, 13-0415, 15-0993, 16-1685, 18-0359**
 Hoshino, E., **15-1679**
 Hoshino, M., **12-0263, 12-0264, 12-0276, 17-0369, 19-0842, 19-0900**
 Hoshino, O., **10-1137, 15-1436**
 Hoshino, T., **03-0186**
 Hoshino, Y., **15-1741, 16-1487**
 Hosie, L., **16-0029**
 Hosmane, R.S., **02-0146**
 Hosoi, K., **11-0511**
 Hosokawa, H., **15-1559, 15-1576**
 Hosokawa, S., **16-1127**
 Hosokawa, T., **19-0721**
 Hosomi, A., **10-1260, 15-0225, 15-0392, 15-0587, 15-0778, 15-0876, 15-1175, 16-0183, 16-0645, 16-1017, 16-1078, 16-1079, 16-1657, 16-1940, 16-1953, 19-1005, 19-1392**
 Hosoya, H., **02-0133**
 Hosoya, N., **15-1829, 15-1909**
 Hossain, A.M.M., **19-0408**
 Hossain, I., **15-0618**
 Hossain, K.M., **10-1406, 13-0324**
 Hossain, M.A., **12-0267**
 Hossain, M.M., **15-1898**
 Hosseini, M., **15-0472, 18-0323**
 Hosseini, M.W., **03-0153, 04-0243**
 Hosseinnia, A., **15-1296**
 Hosseinzadeh, R., **10-1082, 13-0227, 19-0861**
 Hossenlopp, J.M., **07-0046**
 Hostyn, S., **13-0187**
 Hotta, Y., **16-0500, 19-0431**
 Hou, D., **19-0996**
 Hou, D.-R., **15-0425**
 Hou, G.-H., **15-0604**
 Hou, I.-J., **10-0288**
 Hou, K., **19-0484**
 Hou, S.-J., **10-0272, 10-0958,**
 Hou, X.-L., **10-0578, 10-0674, 10-0675, 10-0924, 10-1173, 10-1454, 10-1468, 10-1571, 10-1573, 16-0851, 16-0871, 16-0911**
 Hou, Y., **12-0370**
 Hou, Z., **15-0734, 15-0804, 19-1649, 19-1663**
 Houghton, T.J., **02-0067**
 Houille, O., **16-1543**
 Houk, J., **12-0630**
 Houk, K.N., **02-0040, 02-0352, 03-0001, 03-0066, 04-0295, 05-0124, 05-0273, 06-0041, 07-0001, 07-0011, 08-0193, 11-0028, 12-0092, 12-0409, 14-0057, 15-0080, 15-0103, 15-0267, 15-0963, 15-0967, 15-0970, 15-0971, 15-0990, 15-0991, 15-1213, 15-1227, 15-1696, 15-1737, 15-1781, 15-1933, 15-1939, 15-1945, 15-1946, 15-1951, 15-1955, 15-1994, 15-2004, 15-2005, 15-2017, 15-2019, 15-2057, 15-2081, 15-2088, 15-2090, 15-2098, 15-2099, 15-2103, 15-2107, 15-2116, 15-2117, 15-2118, 15-2211, 15-2433, 16-1022, 16-1029, 16-1063, 18-0461, 18-0478, 18-0482, 18-0483, 18-0484, 18-0533, 18-0551, 18-0568, 18-0605, 18-0606, 18-0639, 18-0658, 18-0669, 18-0683, 18-0707, 18-0735, 18-0852, 18-0856, 19-0952**
 Houle, F.A., **05-0073**
 Houlihan, W.J., **16-0972, 10-0212**
 House, D., **15-0534**
 House, H.O., **10-1350, 10-1575, 10-1590, 10-1646, 10-1648, 10-1649, 10-1652, 10-1674, 12-0110, 12-0328, 12-0420, 12-0560, 15-0186, 15-0401, 15-0482, 15-0533, 15-0992, 15-1063, 15-1063, 15-1071, 15-1086, 15-1088, 15-1168, 15-1171, 15-1511, 15-1585, 15-1648, 15-1726, 16-0392, 16-0527, 16-0581, 16-0969, 16-0999, 16-1255, 16-1376, 16-1697, 16-1890, 16-2011, 16-2034, 17-0388, 17-0401, 18-0196, 18-0260, 18-0352, 19-0010, 19-0012, 19-0020, 19-0070, 19-0311, 19-0876,**
 19-0913, **19-0961, 19-0963, 19-1218**
 Houser, H.J., **05-0048**
 Houser, J.J., **05-0035, 05-0050, 17-0041**
 Houser, R.W., **12-0188**
 Houston, D., **18-0100**
 Houston, T.A., **16-1637**
 Hout, F.A.S., **07-0120**
 Hovanes, B.A., **10-0038**
 Höver, H., **02-0198**
 Hoveyda, A.H., **10-1474, 15-0656, 15-0696, 15-0706, 15-0710, 15-0864, 15-0868, 15-0870, 15-1136, 15-1138, 16-0417, 16-0865, 16-1439, 16-1457, 17-0187, 18-0755, 18-0770, 18-0775, 18-0780, 18-0792, 18-0800, 18-0808, 18-0814, 18-0822, 18-0823, 19-0670**
 Howard, A.E., **04-0357**
 Howard, J.A., **05-0297, 14-0045, 14-0058, 14-0218**
 Howard, J.A.K., **03-0011, 03-0070, 04-0339, 15-2431, 18-0893**
 Howard, S.I., **19-1014**
 Howard, S.T., **08-0185**
 Howard, W.G., **14-0214**
 Howarth, J., **13-0491, 19-1024**
 Howe, C.A., **13-0734, 14-0105**
 Howe, G.R., **19-0769**
 Howe, R., **10-0174**
 Howe, R.S., **10-0995**
 Howell, A.R., **16-0503, 16-1352, 16-1354, 16-2091, 19-0239, 19-0535**
 Howell, B.A., **10-0317**
 Howell, C.F., **17-0259**
 Howell, H.G., **19-1164**
 Howell, R., **18-0370**
 Howell, R.G., **15-1513**
 Howells, R.D., **10-0381**
 Howk, B.W., **15-0315**
 Howlett, K.E., **17-0136**
 Howley, P.M., **15-2313**
 Howlin, B.J., **15-0981**
 Hoy, V.J., **03-0011, 03-0070**
 Hoyer, R.C., **04-0246**
 Hoyer, T.R., **15-1425, 17-0309**
 Hoyle, C.E., **15-2247**
 Hoyle, J., **05-0144**
 Hoyt Jr., E.B., **17-0348, 17-0353**
 Hoyte, O.P.A., **10-0713**
 Hoz, S., **04-0435, 08-0133, 10-0023, 10-0024, 10-0025, 10-0319, 10-0321, 10-0350, 10-0362, 10-0365, 10-0366,**

- 13-0750, 16-0015, 17-0055,
 19-0158
 Hoz, T., 10-0023, 10-0319,
 10-1503, 17-0402
 Hrapchak, M.J., 16-1431
 Hrdlovič, P., 11-0557
 Hrovat, D.A., 04-0521,
 04-0522, 05-0239, 10-0047,
 18-0543, 18-0630
 Hrubiec, R.T., 10-0236,
 10-1103
 Hruby, V.J., 15-1098
 Hrutfiord, B.F., 12-0685,
 13-0164
 Hsi, N., 18-0025
 Hsiao, C.-N., 16-1634
 Hsiao, Y., 15-0615, 16-0280
 Hsieh, W., 18-0101
 Hsu, C.-Y., 16-1641
 Hsu, C.S., 10-0038
 Hsu, H.C., 12-0492
 Hsu, J.-L., 16-0336
 Hsu, J.N.C., 15-2232
 Hsu, S., 19-0576
 Hsu, S.K., 12-0026
 Hsung, R.P., 10-0997
 Hu, D.D., 06-0026
 Hu, A., 19-1029
 Hu, A.-G., 15-0604
 Hu, B., 10-0737, 19-0612,
 19-0680
 Hu, C.-M., 16-0451
 Hu, H., 19-0203, 19-0485,
 19-0486, 19-0823
 Hu, J., 03-0088, 15-2148,
 16-0782, 16-1001, 19-0563
 Hu, J.-b., 10-1387, 19-1035,
 19-1040
 Hu, K.-N., 05-0224
 Hu, L., 10-1010, 10-1306,
 16-0770, 18-0277, 19-1191
 Hu, L.-m., 19-0858
 Hu, Q., 10-1549
 Hu, Q.-S., 13-0511
 Hu, S., 15-1758, 16-2, 19-0232
 Hu, S.-R., 13-0753
 Hu, W., 15-2065, 15-2355
 Hu, W.-X., 10-1182
 Hu, X., 10-1453, 15-0428,
 15-1137, 19-0180, 19-1230
 Hu, X.-X., 13-0112, 15-1288,
 15-1309
 Hu, X.E., 10-0377
 Hu, Y., 10-0869, 10-1475,
 11-0241, 12-0298, 13-0414,
 15-1137, 15-1488, 15-1955,
 16-1713, 16-1714, 16-1773,
 16-1913, 16-1915, 16-1919,
 16-1920
 Hu, Y.-H., 16-1357
 Hu, Y.-Q., 10-0879
 Hu, Z., 14-0082
 Hua, I., 07-0069
 Hua, R., 15-0278, 15-1359,
 15-1654, 16-1172
 Hua, W.-T., 19-1032
 Hua, X.J., 16-1346
 Hua, Z., 12-0288, 15-0428,
 15-1138, 19-0312
 Hua-ming, Z., 15-2105
 Huang, B., 19-0389
 Huang, C., 08-0108
 Huang, C.-H., 15-1218
 Huang, C.-W., 13-0432,
 15-2387
 Huang, D., 06-0066, 10-0833,
 16-1919
 Huang, F., 17-0328
 Huang, H., 04-0292, 10-0582,
 11-0314, 14-0130, 15-0428,
 15-0604
 Huang, H.-L., 17-0185
 Huang, H.H., 11-0613
 Huang, I.-w., 15-2381
 Huang, J., 04-0282, 08-0202,
 10-0997, 13-0, 15-0422,
 16-1452
 Huang, J.-M., 16-0590
 Huang, J.-S., 15-2295, 19-0549,
 19-0550
 Huang, K.-H., 15-1903
 Huang, L., 16-1371
 Huang, L.-c., 19-0393
 Huang, L.-F., 10-1282
 Huang, L.W., 07-0051
 Huang, M., 02-0218, 19-1186
 Huang, N.-P., 19-0802
 Huang, N.Z., 02-0243
 Huang, P.-Q., 16-1852
 Huang, P.C., 16-1359, 19-1572,
 19-1573
 Huang, Q., 15-0358, 15-0919,
 15-2395
 Huang, R., 19-0715
 Huang, S.D., 13-0202
 Huang, S.K., 10-0060
 Huang, S.L., 19-0165
 Huang, T.-B., 10-0897
 Huang, T.-H., 15-0933
 Huang, T.-S., 15-1180
 Huang, T.-Y., 16-1029
 Huang, T.T., 10-1099
 Huang, W., 16-1433
 Huang, W.-l., 05-0258
 Huang, W.-S., 15-0941,
 16-0687, 16-0712
 Huang, X., 10-1327, 10-1852,
 13-0123, 13-, 13-0177,
 13-0189, 13-0201, 13-0228,
 13-0583, 13-0610, 15-0303,
 15-0441, 15-1030, 15-1241,
 15-1284, 16-1266, 16-1273,
 18-0269, 18-0275, 19-1644
 Huang, Y., 15-1671, 15-2003,
 15-2127, 15-2132, 16-0147,
 16-0645, 16-0811, 16-0834,
 16-1266, 19-1269
 Huang, Y.-P., 19-0804
 Huang, Y.-Z., 15-1157,
 16-0649, 16-1266
 Huang, Y.C.J., 15-2090
 Huang, Z., 10-0582, 10-1675
 Huang, Z.-Z., 16-0835, 16-1267
 Huang-Minlon, 19-1430
 Huard, K., 16-1372
 Huba, F., 13-0080
 Hubbard, J.L., 08-0179,
 18-0436, 18-0437
 Hubbard, R., 18-0493
 Hübel, W., 04-0502, 15-2362
 Huber Jr., F.E., 12-0691
 Huber, E.W., 16-0361
 Huber, F.A.M., 16-1959
 Huber, G., 16-1378, 19-0326
 Huber, H., 04-0240, 18-0497
 Huber, J.E., 10-0133
 Huber, M.B., 15-1166
 Huber, R.S., 18-0487
 Huber, W., 02-0282, 02-0305,
 02-0307, 05-0313
 Huber-Buser, E., 04-0452
 Huber-Emden, H., 10-0918
 Hubert, A.J., 10-0638, 12-0057,
 17-0322
 Hubig, S.M., 11-0018, 15-2028,
 16-2083
 Hübner, G., 03-0202
 Hübner, T., 04-0467
 Hückel, W., 15-0533, 17-0078,
 19-0010
 Huckin, S.N., 16-1168
 Huddleston, R.R., 16-0701
 Hudec, J., 04-0268, 15-1393,
 15-2116, 17-0015, 18-0564
 Hudlický, M., 10-0511,
 10-1036, 10-1041, 10-1042,
 10-1076, 12-0675, 14-0129,
 15-0166, 15-0414, 15-1655,
 15-1726, 17-0497, 18-0352,
 19-0009, 19-0011, 19-0069,
 19-0305, 19-0387, 19-0417,
 19-0633, 19-0657, 19-0672,
 19-0694, 19-0739, 19-0795,
 19-0873, 19-0877, 19-0878,
 19-0912, 19-1290, 19-1301,
 Hudlický, T., 04-0410, 10-1036,
 10-1124, 13-0589, 15-0128,
 15-1721, 15-1722, 15-1724,
 15-2231, 15-2282, 18-0161,
 18-0569, 18-0580, 18-0614

- Hudrlik, A.M., **15-0687**,
15-0711, **15-0947**, **16-1234**
Hudrlik, P.F., **05-0188**, **10-1542**,
10-1650, **12-0420**, **15-0687**,
15-0711, **15-0947**, **16-1234**
Hudson, A., **14-0044**
Hudson, C.E., **18-0536**, **19-0377**
Hudson, G.V., **04-0422**
Hudson, H.R., **10-0203**,
18-0048
Hudson, R.F., **02-0086**,
10-0328, **10-0357**, **10-03**,
16-1513
Hudspeth, J.P., **18-0613**
Huerta, F.F., **10-1437**, **16-1132**
Huerta, M., **17-0167**
Huertas, I., **11-0192**
Huertas, R.E., **19-1031**
Huet, F., **10-0540**, **16-1938**
Huet, J., **16-0852**
Huffman, J.C., **10-0189**
Huffman, J.W., **13-0714**,
19-0962
Huffman, M.A., **10-1086**,
16-1883
Huffman, R.W., **16-1845**
Hufton, R., **15-0887**
Hug, G.L., **07-0033**, **07-0034**
Hug, M., **15-1839**
Huggins, M.T., **03-0064**
Huggins, M.L., **03-0001**
Hughes, C.M., **15-1939**
Hughes, D., **19-1148**
Hughes, D.D., **15-2426**
Hughes, D.E.P., **15-0170**
Hughes, D.L., **04-0197**,
09-0105, **10-0331**, **10-0333**,
10-0703, **13-0237**, **13-0541**,
16-0280, **18-0720**
Hughes, D.O., **02-0035**
Hughes, E.D., **10-0003**,
10-0014, **10-0035**, **10-0036**,
10-0039, **10-0330**, **11-0151**,
11-0153, **11-0571**, **11-0572**,
11-0575, **12-0010**, **12-0017**,
12-0088, **13-0697**, **16-1562**,
17-0012, **17-0034**, **17-0084**,
17-0085, **17-0089**, **17-0105**,
17-0106, **17-0108**, **17-0118**,
17-0121, **18-0005**, **18-0742**,
18-0745
Hughes, G., **15-0593**
Hughes, L., **05-0282**, **14-0075**
Hughes, M.L., **17-0107**
Hughes, N., **12-0580**, **12-0597**,
13-0075
Hughes, R., **14-0396**
Hughes, R.L., **18-0121**
Hughes, W.B., **16-1282**, **18-**
0756, **18-0758**, **18-0762**
Hughmark, P.B., **18-0329**
Huh, C., **05-0314**
Huh, H., **10-1657**, **15-1302**
Huh, K., **10-0900**
Huh, S.C., **15-1015**
Huheey, J.E., **01-0024**, **08-0234**
Hühnerfuss, H., **04-0225**
Hui, R.A.H.F., **19-0058**
Hui, R.C., **15-1344**, **15-1345**,
16-0510, **16-0511**
Huie, E.M., **15-1932**
Huisgen, R., **13-0088**, **13-0164**,
13-0251, **15-1932**, **15-1932**,
15-1945, **15-1952**, **15-1967**,
15-1980, **15-2166**, **15-2185**,
15-2186, **15-2212**, **15-2216**,
15-2223, **15-2225**, **15-2227**,
15-2228, **15-2261**, **18-0285**,
18-0497, **18-0506**, **18-0590**,
19-1280
Huisman, H.O., **12-0189**
Hulce, M., **02-0051**, **15-1090**
Hulkenberg, A., **17-0474**
Hull, K., **13-0543**
Hull, K.L., **19-0513**, **19-0527**
Hull, L.A., **19-0488**
Hull, W., **04-0290**
Hulliger, J., **19-0386**
Hüllmann, M., **16-0519**
Hulshof, L.A., **19-0216**
Hultin, P.G., **16-1040**
Hultzsich, K.C., **18-0775**
Hum, G.P., **19-0253**
Humbel, S., **16-1062**
Hummel, K., **10-0256**, **15-2209**,
15-2221
Hummel, K.F., **15-2313**
Hummel, W., **19-1022**
Hummelen, J.C., **15-1806**
Humpf, H.-U., **19-0547**
Humphrey, G.R., **18-0302**
Humphrey, L.B., **05-0279**
Humphries, M.E., **10-1463**
Humphries, R.E., **02-0075**,
12-0573
Humski, K., **10-0060**, **10-0134**,
10-0217, **17-0035**
Hundertmark, T., **13-0539**,
16-0091
Hung, C.-C., **15-2120**
Hung, C.-W., **04-0081**
Hung, J.C., **10-1685**
Hunger, J., **19-0065**
Hunger, M., **17-0176**, **17-0314**
Hünig, S., **05-0396**, **10-0917**,
10-1662, **10-1664**, **10-1677**,
12-0062, **12-0214**, **15-0482**,
16-1205, **16-1873**, **16-2041**,
17-0256, **19-0004**
Hunkler, D., **04-0447**
Hunt, D.A., **15-1108**
Hunt, D.F., **19-0728**
Hunt, I.R., **08-0144**
Hunt, J.C., **16-1766**
Hunt, J.D., **14-0371**
Hunt, K., **18-0559**
Hunt, K.W., **18-0364**
Hunt, W.J., **05-0332**
Hunter, A.D., **16-0886**
Hunter, C.A., **03-0069**
Hunter, D.H., **05-0125**,
12-0640, **17-0037**, **17-0056**,
18-0194
Hunter, J.A., **15-0358**, **15-2395**
Hunter, J.E., **12-0409**
Hunter, W.E., **19-1639**
Huntress, E.H., appendixA-
0024
Huntsman, W.D., **12-0066**,
18-0617
Huo, M., **16-0342**, **18-0798**
Huo, S., **15-0799**, **15-2404**
Hupperts, A., **19-1722**, **19-1723**
Hurd, C.D., **16-0155**
Hurley, P.B., **18-0134**
Hurst, J.J., **04-0232**
Hursthouse, M.B., **03-0028**,
15-1092, **15-1269**, **16-1436**,
19-1129
Hurtado, G.R., **15-0313**
Hurwitz, M.J., **18-0056**
Hurwitz, S., **18-0778**
Husain, A., **10-1089**, **15-0253**,
16-1523, **19-1605**
Huser, D.L., **15-0544**, **15-0546**
Husfeld, C.O., **15-2435**,
18-0575
Hush, N.S., **02-0409**
Husk, G.R., **15-2288**
Hüsken, H., **19-1022**
Huskey, W.P., **16-1556**
Hussain, A., **12-0726**
Hussain, K.A., **18-0797**
Hussain, N., **19-0634**
Hussain, R.K., **15-0806**
Hussénius, A., **12-0064**
Hussey, A.S., **15-0465**
Hussey, R.E., **10-0303**
Hussoin, M.S., **10-0653**
Hussoin, Md.S., **17-0204**
Huston, S.E., **10-0071**
Huszthy, P., **04-0177**
Hutchings, M.G., **18-0427**,
18-0432, **19-1077**, **17-0309**
Hutchins, M.G.K., **15-0435**
Hutchins, R.O., **04-0359**,
10-0500, **10-0803**, **15-0435**,
15-0638, **16-0361**, **17-0309**,
19-0104, **19-0934**, **19-1151**,
19-1154, **19-1295**, **19-1296**,

- 19-1331, 19-1344, 19-1383,
 19-1396, 19-1417, 19-1462,
 19-1494, 19-1522, 19-1750
 Hutchins, R.R., 14-0413
 Hutchinson, E.G., 12-0691
 Hutchinson, J., 12-0135,
 17-0349
 Hutchinson, J.H., 19-1729
 Hutchinson, J.P., 14-0200
 Hutchinson, L.L., 12-0578
 Hutchinson, P.H., 04-0309
 Hutchinson, R.J., 04-0512
 Hutchison, C.A., 05-0328
 Hutchison, J.D., 10-0333
 Hutchison, R.J., 12-0706
 Huthmacher, K., 11-0216
 Hutta, D.A., 18-0298
 Hüttel, R., 19-0718
 Hüttmann, G., 15-1485
 Hutton, J., 19-0967, 19-1748
 Hutton, R.S., 02-0235, 05-0289,
 05-0342
 Huuskonen, J., 03-0170
 Huybrechts, G., 15-2091
 Huyffer, P.S., 18-0862
 Huynh, C., 10-1536, 18-0736
 Huynh, T., 10-0893
 Huyser, E.S., 05-0202, 14-0001,
 14-0017, 14-0040, 14-0111,
 14-0114, 14-0125, 14-0147,
 14-0214, 15-0050, 15-0126,
 15-1353, 18-0054, 19-1689
 Hwang, C.-D., 16-1438
 Hwang, D.-R., 16-1438
 Hwang, H., 10-0179
 Hwang, H.-J., 19-1324
 Hwang, H.H., 19-0354
 Hwang, J.-T., 15-1249
 Hwang, J.-W., 15-1472
 Hwang, J.P., 11-0420
 Hwang, L.K., 15-1374
 Hwang, S.H., 15-1410
 Hwang, Y.C., 16-0543
 Hwang-Lee, S., 15-0675
 Hwu, J.R., 07-0051, 10-1192,
 16-1641
 Hyatt, J.A., 11-0222, 19-0293
 Hyeon, T., 07-0070, 15-1431,
 15-1432, 15-1432
 Hylarides, M.D., 12-0496
 Hylton, T., 10-1697, 10-1702
 Hyma, R.S., 16-0771
 Hyman, H.H., 11-0313
 Hymel, E., 16-1021
 Hynd, G., 15-2301, 16-0949,
 16-1230, 16-1383, 18-0487,
 18-0800
 Hynes, M.J., 02-0390
 Hyoda, S., 03-0163
 Hyodo, M., 19-0706, 19-0816
 Hyuga, S., 12-0538, 15-1187,
 18-0447
 Hyun, M.H., 04-0175
 Iacazio, F., 19-1021
 Iacono, S.T., 15-1444
 Iannece, P., 15-1741
 Ianskanen-Lehti, K., 10-0632
 Ibarbia, P.A., 15-0108
 Ibatullin, U.G., 16-1463
 Ibazizene, M., 16-0436
 Ibbitson, D.A., 01-0036
 Ibers, J.A., 03-0001, 03-0086
 Ibne-Rasa, K.M., 10-0350,
 11-0617, 13-0757, 15-1786
 Ibrahim, I., 16-0414
 Ibrahim, I.T., 16-2067, 17-0486
 Ibrahim, S., 12-0664
 Ibrahim-Ouali, M., 10-1617,
 15-2169
 Ibuka, T., 10-0234, 15-0394,
 15-1092, 16-1332
 Ibuki, I., 10-1796
 Ibukuro, F., 03-0193, 03-0197
 Ibusuki, Y., 13-0050
 Ichige, T., 10-0678
 Ichihara, A., 15-2086
 Ichihara, J., 10-1149, 10-1789,
 15-1545
 Ichihashi, Y., 11-0052
 Ichikawa, H., 10-0643, 19-0155
 Ichikawa, K., 11-0376, 12-0619,
 13-0285, 14-0105, 15-1536,
 17-0026, 18-0761
 Ichikawa, Y., 15-1092
 Ichimura, K., 10-0906
 Ichimura, Y., 10-0627
 Ichinari, D., 15-0535
 Ichinohe, M., 05-0317
 Ichiyonagi, T., 15-2298
 Iczkowski, R.P., 01-0025
 Ida, H., 02-0069
 Idacavage, M.J., 10-1749,
 18-0420
 Iddon, B., 16-0434
 Ide, N.D., 16-1852
 Ide, W.S., 16-1493
 Ideda, S., 12-0319
 Idemoto, T., 14-0364
 Iding, H., 16-1500
 Idoux, J.P., 09-0071, 13-0157,
 19-0389
 Ie, Y., 11-0463, 19-1508
 Ielmini, A., 13-0471
 Iesato, A., 15-1877
 Iesce, M.R., 15-1941
 Iffland, D.C., 10-0486, 13-0692
 Igami, M., 19-1119
 Igarashi, K., 16-0820, 19-1661,
 19-1668
 Igarashi, M., 19-1493
 Igdir, A.C., 16-0986, 19-0494
 Igi, K., 11-0414
 Iglesias, B., 13-0518
 Iglesias, C., 04-0369
 Iglesias, E., 02-0382, 02-0385,
 12-0083, 12-0198, 12-0700
 Ignatenko, A.V., 16-1969,
 18-0548
 Ignatonska, J., 18-0828
 Ignatov, S.M., 04-0042
 Ignatov, V.N., 15-2238
 Ignonin, V., 05-0263
 Iguchi, H., 14-0071
 Iguchi, M., 15-1297, 16-0418
 Iguchi, T., 16-0436
 Iguchi, Y., 15-1022, 15-1125
 Ihara, M., 10-0730, 15-0769,
 15-0933, 15-1292, 15-2167,
 17-0381
 Ihara, M., 19-0279, 19-0667
 Ihara, Y., 16-1590
 Ihrig, A.M., 19-0018
 Ii-hsein, U., 18-0616
 Iida, A., 10-1304, 12-0318
 Iida, D., 19-0243, 19-0244
 Iida, H., 12-0182
 Iida, K., 15-1700
 Iida, S., 10-1511
 Iida, T., 10-0672, 15-1568
 Iijima, T., 01-0058, 01-0083,
 02-0030, 17-0158
 Iimura, S., 16-1676, 17-0364
 Iitaka, Y., 04-0390, 17-0289
 Ikado, S., 18-0686
 Ikgagawa, A., 15-1004
 Ikai, K., 10-0060, 10-0074
 Ikai, K., 10-0439
 Ikariya, T., 12-0265, 13-0348,
 13-0407, 15-1004, 15-1024,
 15-1396, 16-1653, 19-1042,
 19-1048, 19-1479, 15-0576
 Ikebe, M., 16-1892
 Ikeda, A., 15-1559
 Ikeda, H., 18-0542
 Ikeda, K., 15-0598
 Ikeda, M., 04-0193, 10-1852,
 14-0071, 15-1220, 15-1238,
 15-1254, 18-0360
 Ikeda, N., 16-0645
 Ikeda, S., 07-0083, 10-1009,
 15-0337, 15-2374
 Ikeda, S.-i., 15-0604, 15-0822,
 15-1135, 15-2367, 15-2375
 Ikeda, T., 11-0332, 12-0735,
 16-0669
 Ikeda, Y., 13-0285, 13-0438,
 15-1540, 16-0645, 16-1422
 Ikegami, S., 10-0179, 11-0522,
 12-0368, 19-0761, 19-0897

- Ikegashira, K., **10-1781**,
10-1782, **12-0287**, **14-0323**
 Ikekawa, N., **04-0119**
 Ikemoto, Y., **16-0645**
 Ikeno, T., **15-0569**, **15-1886**,
15-2130, **16-0731**, **19-0029**,
19-0923
 Ikeshoji, T., **18-0316**
 Ikonnikov, N., **16-1426**
 Ikonnikov, N.S., **16-1436**,
16-1438, **16-1444**
 Ikorskii, V.N., **05-0262**
 Ikumi, A., **10-1294**, **10-1303**,
10-1384
 Ikushima, Y., **09-0095**, **13-0407**,
13-0408, **18-0127**, **18-0316**
 Ikuta, S., **03-0052**, **08-0225**,
10-0416
 Il'ichev, Y.V., **18-0548**
 Il'ina, G.P., **14-0012**
 Ila, H., **11-0336**, **17-0434**,
18-0248
 Ilangovan, A., **16-1684**,
18-0702
 Ilangovan, P., **16-1671**
 Ilankumaran, P., **16-1690**,
16-1694
 Ilaio, M.C., **18-0088**
 Iley, J., **12-0709**
 Ilias, Md., **19-1554**
 Ilieva, S., **04-0307**, **16-1844**
 Illi, V.O., **16-1607**
 Illuminati, G., **06-0012**,
10-0378, **11-0010**, **11-0107**,
11-0228, **13-0008**, **13-0071**
 Illy-Cherry, S., **19-1312**
 Ilyashenko, G., **10-0955**
 Ilyushin, M.A., **11-0138**,
12-0711
 Imada, Y., **10-1009**, **10-1012**,
12-0733, **12-0749**, **15-1665**,
16-0931, **18-0363**
 Imade, M., **15-2049**
 Imagawa, H., **11-0332**, **15-0829**,
15-1458, **15-2371**, **16-1530**
 Imagire, J.S., **16-0192**
 Imai, E., **19-0591**
 Imai, H., **10-1806**
 Imai, H., **15-1506**
 Imai, N., **15-2064**, **15-2337**
 Imai, T., **10-1260**, **15-0680**,
18-0441, **18-0442**, **18-0443**
 Imai, Z., **19-1487**
 Imaizumi, J., **12-0182**
 Imaizumi, M., **17-0427**
 Imaizumi, S., **19-1368**, **19-1369**
 Imamoto, T., **05-0160**, **10-1089**,
15-0596, **15-0610**, **15-2347**,
16-0433, **16-0507**, **16-0509**,
16-0518, **16-0522**, **16-1109**,
16-1250, **16-1728**, **17-0362**,
17-0472, **18-0270**, **19-1559**,
19-1697
 Imamoto, Y., **19-1653**
 Imamura, A., **02-0052**
 Imamura, K.-i., **15-0771**
 Imamura, P.M., **04-0206**,
19-0367
 Imamura, S., **10-1849**
 Imamura, T., **16-1128**
 Imanari, M., **03-0193**
 Imanishi, T., **19-0480**
 Imanzadeh, G., **16-0313**,
19-0072
 Imanzadeh, G.H., **16-0057**,
18-0321
 Imaoka, K., **10-0464**
 Imaoka, M., **10-1511**
 Imashev, U.B., **10-0528**
 Imbeaux, M., **10-1865**
 Imboden, C., **17-0299**
 Imbos, R., **15-1125**, **16-0787**
 Imbriglio, J.E., **15-1368**,
16-0724, **16-0800**
 Imhof, W., **15-1462**
 Imhoff, M.A., **10-0208**, **18-0018**
 Imi, K., **15-0755**
 Imoto, T., **02-0295**
 Impastato, F.J., **12-0614**,
12-0684
 Imper, V., **10-0134**
 Imperiali, B., **16-1018**
 Imwinkelried, R., **04-0136**,
16-1681, **16-2100**
 Inaba, S., **10-1227**, **13-0465**,
16-1033, **19-0847**
 Inaba, Y., **15-0627**, **15-0624**
 Inada, K., **13-0487**
 Inada, S., **18-0686**
 Inada, Y., **10-0793**,
11-0333
 Inagaki, M., **12-0233**
 Inagaki, S., **05-0287**, **18-0466**,
18-0542, **19-0655**
 Inagaki, T., **10-1148**
 Inaki, K., **19-0591**
 Inamoto, N., **01-0029**, **16-0209**,
16-0218
 Inamoto, Y., **11-0368**, **19-0461**
 Inanaga, J., **14-0295**, **15-1300**,
16-0630, **16-1488**, **16-1489**,
16-1655, **17-0202**, **19-0900**,
19-1302, **19-1358**, **19-1418**,
19-1658
 Inanaga, K., **15-2167**
 Inazu, T., **03-0129**, **08-0187**,
10-1243
 Inbar, S., **07-0032**, **07-0033**
 Inbasekaran, M., **12-0190**
 Inch, T.D., **04-0136**
 Incremona, J.H., **14-0184**,
15-0142, **15-0143**
 Indolese, A., **15-0800**
 Indolese, A.F., **11-0512**, **13-0611**, **15-0910**
 Inesi, A., **10-0785**, **12-0745**
 Inesi, A., **12-0752**
 Ing, H.R., **10-0985**
 Ingalls, C.L., **15-0583**
 Ingate, S.T., **15-1437**
 Ingberman, A.K., **14-0352**
 Ingham, R.K., **14-0425**
 Ingham, S., **18-0482**
 Inglis, G.G.A., **10-0732**
 Ingold, C.F., **15-1674**
 Ingold, C.K., **04-0098**, **07-0013**,
09-0042, **10-0003**, **10-0035**,
10-0036, **10-0039**, **10-0330**,
10-0405, **11-0151**, **11-0152**,
11-0153, **12-0011**, **12-0017**,
12-0026, **12-0095**, **13-0697**,
15-0027, **16-1547**, **16-1554**,
16-1560, **16-1562**, **17-0012**,
17-0034, **17-0085**, **17-0089**,
17-0105, **17-0106**, **17-0107**,
17-0108, **17-0118**, **17-0121**,
18-0742, **18-0744**, **18-0745**
 Ingold, E.H., **16-1554**
 Ingold, K.U., **02-0024**, **04-0291**,
05-0202, **05-0208**, **05-0235**,
05-0282, **05-0297**, **05-0308**,
05-0310, **14-0049**, **14-0054**,
14-0067, **14-0070**, **14-0074**,
14-0075, **14-0077**, **14-0097**,
14-0116, **14-0118**, **14-0119**,
14-0122, **14-0163**, **14-0164**,
14-0214, **14-0215**, **14-0216**,
14-0218, **15-1212**, **15-1224**,
18-0054, **18-0073**, **18-0078**,
18-0082, **18-0089**, **19-1100**
 Ingrosso, G., **15-0036**
 Inhoffen, E., **14-0320**
 Inman, C.G., **15-2244**
 Inners, R.R., **16-1303**
 Innes, K.K., **07-0012**
 Inoguchi, K., **15-0607**
 Inoh, J.-I., **13-0338**
 Inokawa, S., **10-1039**,
10-1244
 Inoki, S., **15-0185**, **15-0197**
 Inokuchi, T., **10-1805**, **15-1276**,
16-0161, **19-0401**, **19-0745**
 Inokuma, S., **02-0069**
 Inomata, K., **10-1440**, **16-1655**,
19-0169, **19-0592**
 Inomoto, Y., **10-0208**
 Inoue, A., **13-0317**, **13-0429**,
15-2276, **16-0466**, **16-0865**
 Inoue, H., **11-0332**, **15-0608**,
15-0777, **15-0830**, **15-0831**,

- 15-0920, 15-1786, 15-1853, 19-1478
 Inoue, I., 16-0858
 Inoue, K., 03-0045, 05-0291, 15-0932, 16-0218, 16-1904, 19-1101, 19-1298, 19-1308
 Inoue, M., 11-0341, 16-0560, 16-0668, 16-1922
 Inoue, R., 10-1396, 10-1550, 15-0935
 Inoue, S., 10-1801, 11-0517, 12-0731, 15-0906, 15-1837, 16-1422, 16-1497, 17-0216, 18-0729, 19-1027
 Inoue, T., 10-1098, 12-0179, 15-1590, 15-2139, 16-0985, 16-0996, 19-1028
 Inoue, T.C., 16-1571
 Inoue, Y., 03-0104, 04-0196, 11-0101, 12-0300, 15-0154, 15-0155, 15-0158, 15-0160, 15-0288, 15-0929, 15-1158, 15-1179, 15-2116, 15-2161, 15-2379, 16-0892, 19-1022
 Inouye, Y., 18-0733
 Inubushi, T., 07-0094
 Inuidiata, F.P., 16-1260
 Inukai, T., 09-0020, 15-2044
 Invergo, B.J., 19-0662, 19-0934, 19-1013
 Ioffe, A., 10-0854
 Ioffe, B.V., 05-0396, 17-0446, 19-1279
 Ioffe, S.L., 19-1185
 Iogansen, A.V., 08-0217
 Ionin, B.I., 15-1315, 16-1309
 Ionita, L., 16-0419
 Ipaktschi, J., 16-0913, 18-0856, 19-1417
 Ippen, J., 02-0175
 Iqbal, J., 10-1168, 12-0316, 14-0100, 15-0254, 16-1614, 16-1725
 Iqbal, M., 15-1435
 Irandoost, M., 10-0655, 10-0668
 Iranpoor, N., 10-0663, 10-0665, 10-0667, 10-0681, 10-0708, 10-0812, 10-0820, 10-0848, 10-0941, 10-1090, 10-1106, 10-1113, 10-1799, 10-1807, 11-0128, 11-0138, 11-0299, 15-1577, 15-1848, 15-2420, 16-0160, 16-0234, 16-0238, 16-1396, 16-1684, 17-0156, 17-0431, 17-0466, 19-0145, 19-0762, 19-0819, 19-0856
 Ireland, J.R.S., 19-1733
 Ireland, D.T., 02-0344
 Ireland, J.F., 07-0016
 Ireland, R.E., 10-0912, 10-1289, 18-0677, 18-0679, 18-0687, 19-0202
 Iretskii, A.V., 11-0629
 Iri, K., 12-0693
 Irie, M., 07-0058, 11-0331, 15-2300, 19-0221, 19-0520
 Irie, T., 10-0146, 10-0161, 10-0170
 Iriuchijima, S., 12-0181, 12-0186
 Irngartinger, H., 04-0427, 04-0437, 18-0495
 Irrgang, B., 10-0355
 Irsa, P., 15-0448
 Irvine, D., 15-1243
 Irvine, J.L., 10-0060, 18-0706
 Irwin, K.C., 15-1795
 Irwin, R.S., 15-2247
 Isa, M., 19-1796
 Isaac, M.B., 16-0591
 Isaacs, E.S., 06-0059
 Isaacs, N.S., 05-0002, 05-0001, 05-0099, 05-0202, 05-0327, 06-0059, 09-0087, 10-0476, 10-1159, 12-0039, 14-0437, 15-2027, 15-2180, 15-2210, 15-2213, 15-2217, 16-0612, 16-1281, 16-1571, 16-2094
 Isaev, I.S., 11-0605, 11-0637
 Isaev, S.D., 18-0325
 Isaeva, Z.G., 18-0096
 Isagulyants, G.V., 16-1470
 Isagulyants, V.I., 16-1462, 16-1466, 16-1470
 Isaji, H., 17-0289
 Isaka, M., 16-0581
 Isakov, V.E., 10-1496
 Isakova, A.P., 11-0496
 Isaksson, R., 04-0175
 Isayama, S., 15-0184, 15-0185, 15-0197
 Isbister, R.J., 15-1632
 Isborn, C.M., 02-0339
 Iseki, K., 16-0761
 Isenberg, N., 15-0095
 Isenberger, K.M., 12-0419
 Isenberger, K.M., 16-0977
 Ishar, M.P.S., 15-2133
 Ishi-i, K., 15-1520
 Ishiba, A., 16-0618, 16-0640
 Ishibashi, H., 11-0521, 14-0071, 15-1220, 15-1237, 15-1238, 15-1254, 16-1261
 Ishibashi, N., 16-1657
 Ishibashi, T., 11-0140
 Ishibashi, Y., 10-1123
 Ishibe, N., 03-0060
 Ishida, A., 19-1441, 19-1471
 Ishida, H., 15-1457
 Ishida, K., 19-0061
 Ishida, M., 16-0189, 16-0226
 Ishida, N., 16-0509
 Ishida, S., 05-0317
 Ishida, T., 15-1705, 15-1807, 16-1221, 16-1229
 Ishida, Y., 05-0250
 Ishifune, M., 16-0645
 Ishigami, T., 15-2198
 Ishigedani, M., 16-0893, 19-1161
 Ishiguro, K., 19-0383
 Ishihara, H., 15-1888, 16-0189, 19-0881
 Ishihara, K., 10-1120, 10-1522, 15-0223, 15-0786, 15-2009, 16-0150, 16-1046, 16-1047, 16-1094, 16-1096, 16-1418, 16-1671, 16-1785, 16-1801, 19-1021
 Ishii, A., 15-1847, 16-0209
 Ishii, D., 19-1028
 Ishii, H., 14-0143, 18-0714
 Ishii, J.-i., 15-2370
 Ishii, K., 10-0965
 Ishii, S., 10-0729
 Ishii, T., 10-0730, 15-1004, 16-2024
 Ishii, Y., 05-0277, 10-0606, 12-0210, 12-0211, 13-0371, 13-0401, 15-0174, 15-0377, 15-0598, 15-0621, 15-0756, 15-0763, 15-0937, 15-1210, 15-1404, 15-1561, 15-1567, 15-1757, 15-1792, 15-1842, 16-1444, 16-2060, 19-0095, 19-0130, 19-0139, 19-0315, 19-0552, 19-0580, 19-0593, 19-1241, 19-1479
 Ishikawa, A., 16-0579
 Ishikawa, F., 18-0348
 Ishikawa, H., 10-1535, 16-0364, 16-1771
 Ishikawa, M., 10-1416, 15-2404, 19-1302
 Ishikawa, N., 04-0169, 07-0080, 10-1306, 13-0263, 13-0279, 16-1203, 16-1880
 Ishikawa, R., 19-1718
 Ishikawa, S., 16-1117, 16-1121
 Ishikawa, T., 10-0950, 10-1111, 11-0332, 15-2084, 16-0545, 16-1060, 16-1645, 19-0014, 19-1035
 Ishikura, M., 10-1426, 13-0633, 17-0382
 Ishimaru, K., 16-0922
 Ishimori, T., 03-0109
 Ishimoto, K., 19-1447
 Ishimoto, M., 12-0755

- Ishino, Y., **10-0628, 13-0533, 15-1336, 16-0579**
 Ishino, Y., **16-1364**
 Ishitani, H., **08-0188, 15-1935, 15-2010, 15-2128, 16-0381, 16-0412, 16-0871, 16-0876, 16-1121, 16-1124, 16-1454**
 Ishitobi, H., **10-0161, 10-0170**
 Ishiwata, F., **16-0978**
 Ishiyama, T., **10-1416, 10-1417, 12-0451, 13-0625, 16-0698, 16-0885**
 Ishizaki, K., **10-1322**
 Ishizaki, M., **10-1137, 15-1436**
 Ishizuka, T., **15-0587, 15-0749, 16-1039**
 Iskander, Z., **12-0088**
 Iskra, J., **11-0287, 15-1753**
 Islam, I., **19-0735**
 Islam, Md.N., **15-1994**
 Isler, M.P., **16-1439**
 Ismagilova, G.S., **16-2047**
 Ismailov, S.A., **15-1980**
 Isobe, H., **17-0205**
 Isobe, K., **13-0415, 16-1685**
 Isobe, M., **15-1092**
 Isobe, T., **10-1111, 16-1645**
 Isobe, Y., **10-1360**
 Isoe, S., **19-0340**
 Isola, M., **16-2144**
 Isolani, P.C., **08-0231**
 Isotani, S., **15-0611**
 Isozaki, S., **12-0210**
 Israel, G., **13-0719**
 Issacs, N.S., **02-0312, 16-0612**
 Isse, A.A., **10-1854**
 Isukada, N., **15-0929**
 Itabashi, K., **10-0819**
 Itagaki, Y., **10-0643, 19-0155**
 Itai, A., **04-0301**
 Itami, K., **10-1200, 10-1278, 13-0448, 15-0730, 15-1409, 15-1420**
 Itano, H.A., **19-0295**
 Ito, A., **16-0620**
 Ito, H., **08-0200, 12-0035, 15-0587, 15-0778, 15-1158, 16-0678, 16-0975, 16-1042, 16-1044, 16-1078, 16-2135, 18-0701**
 Ito, K., **10-1464, 15-2297, 15-2337, 16-1361, 16-1604, 18-0363**
 Ito, M., **02-0342, 04-0422**
 Ito, O., **14-0120, 14-0121**
 Ito, S., **02-0200, 05-0045, 05-0046, 12-0319, 13-0781, 14-0200, 14-0204, 19-0635, 19-1666**
 Itô, S., **10-0704, 15-1697, 15-2116, 16-1026, 16-1274, 18-0685**
 Ito, T., **10-1427, 12-0278, 12-0278, 12-0470, 13-0533, 15-0528, 16-0579, 16-0620, 19-1769**
 Ito, T.I., **19-1616**
 Ito, Y., **10-0689, 10-0691, 10-0919, 10-1771, 10-1806, 12-0035, 12-0731, 15-0528, 15-0598, 15-0657, 15-0700, 15-0816, 15-1409, 15-1506, 15-1827, 15-1909, 15-2351, 16-0713, 16-1190, 16-1442, 16-2127, 16-2134, 16-2135, 18-0828, 19-0843, 19-0848**
 Ito, Y.N., **15-1831, 15-1888, 15-1888**
 Itoh, A., **10-0657, 10-1438, 19-0227, 19-0421, 19-0655**
 Itoh, H., **07-0022, 15-0122**
 Itoh, I., **11-0216**
 Itoh, K., **10-0815, 10-1468, 10-1469, 10-1539, 12-0501, 13-0362, 15-0766, 15-0821, 15-0823, 15-1064, 15-1459, 15-1474, 15-2370, 15-2379, 15-2384, 15-2389, 15-2393, 16-0329, 19-1254, 19-1679**
 Itoh, M., **12-0490, 12-0518, 15-1183, 15-1184, 15-1189, 15-1192, 16-1220, 18-0453, 18-0457, 19-0340**
 Itoh, O., **19-1783, 19-1785**
 Itoh, S., **15-0354**
 Itoh, T., **11-0410, 13-0137, 16-0364, 16-0364, 16-1521, 19-1518**
 Itohara, S., **16-0921**
 Itoi, Y., **15-1492**
 Itonaga, M., **11-0436**
 Itooka, R., **15-1022, 15-1125**
 Ittah, Y., **10-1017**
 Ittel, S.D., **03-0086, 15-1381**
 Iura, T., **19-1094**
 Ivakhnenko, E.P., **16-1607**
 Ivanov, D., **12-0401**
 Ivanov, S.N., **16-2143**
 Ivanov, V.B., **14-0228, 15-2156**
 Ivanov, V.V., **13-0541**
 Ivanova, T.M., **04-0264**
 Ivanyk, G.D., **10-1075**
 Ives, D.A.J., **19-1439**
 Ives, J.L., **12-0693, 14-0227, 15-2151, 19-0554**
 Ivey, R.C., **05-0344**
 Ivin, K.J., **18-0756, 18-0836**
 Iwabuchi, Y., **16-0636, 16-0637**
 Iwadare, T., **18-0872, 18-0873**
 Iwahama, T., **15-0377, 15-0756, 15-0937, 15-1210, 15-1757, 15-1842, 19-0095**
 Iwahara, K., **15-1436**
 Iwahara, T., **10-0688**
 Iwai, H., **16-1116**
 Iwai, I., **12-0065, 18-0380**
 Iwai, J., **16-0644, 16-0873**
 Iwai, T., **04-0075, 12-0656, 13-0533**
 Iwaki, S., **04-0334**
 Iwakura, C., **15-0608**
 Iwakura, Y., **16-1758**
 Iwama, H., **16-0871**
 Iwama, T., **13-0332, 15-2003, 17-0519**
 Iwamoto, C., **16-1245**
 Iwamoto, H., **04-0270, 10-0465**
 Iwamoto, S., **16-0871**
 Iwamoto, T., **05-0317**
 Iwamura, H., **04-0505, 05-0290, 05-0291**
 Iwamura, H.I., **18-0396**
 Iwamura, M., **18-0396**
 Iwanaga, K., **10-1637, 15-2063**
 Iwanami, T., **16-0713**
 Iwanek, W., **04-0091**
 Iwao, M., **10-1454, 13-0648**
 Iwaoka, M., **11-0038**
 Iwasa, S., **15-2300, 16-1653**
 Iwasaki, F., **19-1009, 19-1144**
 Iwasaki, M., **16-1860**
 Iwasaki, N., **16-1358**
 Iwasaki, Y., **13-0128**
 Iwasawa, H., **10-1589, 16-1168, 15-0903, 15-1043, 15-1660, 16-0161, 16-1016, 16-1422**
 Iwasawa, T., **16-0418**
 Iwasawa, Y., **18-0836**
 Iwashima, K., **03-0109**
 Iwata, A., **10-1126, 10-1443**
 Iwata, C., **19-0480**
 Iwata, N., **14-0373**
 Iwatani, K., **19-1176**
 Iwaya, K., **10-0584**
 Iwaya, M., **13-0683**
 Iwazaki, Y., **15-0576**
 Iwebuchi, Y., **15-1826**
 Iyanar, K., **15-1744, 19-0767**
 Iyengar, D.S., **10-0909, 10-1139, 10-1140, 16-2154, 19-0893, 19-1208, 19-1257, 19-1259, 19-1270, 19-1382, 19-1384, 19-1547, 19-1637, 19-1640**
 Iyengar, N.R., **11-0106, 11-0272**
 Iyer, P.S., **10-0119, 11-0346, 18-0073**
 Iyer, R., **17-0349**
 Iyer, S., **13-0399**

- Iyer, V.S., 16-1957
 İyigün, Ç., 19-0495
 Iyoda, M., 02-0301, 02-0304,
 10-1227, 13-0462, 15-2322,
 18-0469, 18-0470
 Izatt, R.M., 03-0101, 03-0105,
 03-0108, 03-0148, 04-0163,
 04-0177
 Izawa, H., 18-0338
 Izawa, K., 15-0107, 15-1600
 Izawa, M., 15-2084
 Izawa, T., 10-1511, 19-1128
 Izawa, Y., 05-0371, 05-0380,
 18-0222, 18-0228
 Izmailov, F.F., 01-0029
 Izquierdo, M.A., 14-0069,
 16-2081
 Izsak, D., 04-0280
 Izumi, J., 16-1656
 Izumi, K., 19-1697
 Izumi, M., 15-1115
 Izumi, T., 10-1822, 13-0362
 Izumi, Y., 04-0001, 04-0136,
 11-0226, 15-0602, 16-1017,
 16-1282
 Izutsu, M., 18-0342
- Jaber, J.J., 16-1478, 18-0607
 Jaber, N., 15-2119
 Jablonski, R.J., 10-0160
 Jabri, N., 10-1339, 15-1062
 Jachiet, D., 10-1543
 Jachmann, M., 16-0687
 Jackman, L.M., 02-0100
 Jackman, L.M., 02-0272,
 02-0291, 05-0127, 05-0189,
 05-0190, 08-0213, 08-0214,
 10-0171, 10-0341, 10-0484,
 12-0420, 12-0420, 15-0417,
 18-0642, 19-0023
 Jackson, A.C., 16-1483,
 16-1484
 Jackson, A.E., 19-1200
 Jackson, C.L., 13-0006
 Jackson, F.L., 16-1881
 Jackson, H.L., 10-1791
 Jackson, J.E., 05-0386
 Jackson, L.L., 10-0866
 Jackson, L.L., 10-0866
 Jackson, L.L., 10-0866
 Jackson, P.M., 11-0085
 Jackson, R.A., 14-0044,
 14-0049, 14-0053, 14-0089,
 14-0453, 19-1414
 Jackson, R.F.W., 10-0630,
 15-1791
 Jackson, R.W., 16-1539
 Jackson, T.C., 19-0939
 Jackson, T.J., 15-2410
 Jackson, W.F., 05-0305
 Jackson, W.M., 07-0043
- Jackson, W.R., 15-1478,
 15-1486, 15-1493, 15-1500,
 15-1501, 15-1504, 15-1685,
 16-1422
 Jackstell, R., 15-0333, 15-0342,
 15-1481, 16-0306
 Jacob III, P., 15-1187, 16-0544
 Jacob, J., 17-0226
 Jacob, L., 10-0825
 Jacob, M., 05-0309
 Jacob, P., 01-0094
 Jacob, R.G., 16-0583
 Jacobi, P.A., 15-0386
 Jacobs, H.K., 09-0098
 Jacobs, P.A., 19-0120
 Jacobs, T.L., 10-0291, 15-0106,
 15-0109, 15-1553, 15-1802
 Jacobs, T.L., 15-2219
 Jacobsen, E.N., 07-0123,
 10-0583, 10-0677, 10-0738,
 10-1553, 10-1572, 10-1804,
 11-0402, 15-0987, 15-1003,
 15-1335, 15-1691, 15-1701,
 15-1702, 15-1782, 15-1827,
 15-1829, 15-2149, 16-0945,
 19-0823
 Jacobsen, H., 15-1832, 15-1833
 Jacobsen, M.F., 16-0419
 Jacobsen, W.N., 13-0581
 Jacobson, A.E., 16-0148
 Jacobson, B.M., 10-0103,
 15-2117
 Jacobson, G.B., 09-0097,
 09-0108
 Jacobson, M.A., 08-0211
 Jacobson, N., 14-0352
 Jacobson, R.A., 04-0127,
 04-0146, 15-0597
 Jacobson, R.R., 18-0708
 Jacobus, J., 04-0202, 04-0212,
 14-0029, 15-0491, 15-0651,
 18-0737, 19-1344
 Jacox, M.E., 05-0203, 05-0276,
 05-0328
 Jacquault, P., 07-0111, 16-0144,
 18-0324
 Jacques, J., 04-0009, 04-0096,
 04-0156, 04-0156, 04-0182
 Jacquesy, J., 11-0264, 11-0533,
 11-0536, 11-0637
 Jacquesy, J.-C., 15-0718
 Jacquier, R., 11-0464, 16-1816
 Jacquier, Y., 15-1901
 Jacquot, L., 10-0976
 Jacquot, R., 10-0884, 11-0391
 Jaculi, D., 19-0271
 Jadhav, P.K., 15-0674, 15-0675,
 15-0676, 15-0679, 19-1053
 Jadhav, V., 04-0181
 Jadhav, V.K., 16-0058
- Jaegar, D.A., 09-0112, 15-2041
 Jaeger, C.D., 14-0416
 Jaeger, D.A., 15-2031
 Jaenicke, S., 19-0971
 Jafarpour, M., 10-1090
 Jaffe, A., 02-0235
 Jaffe, M.H., 18-0027
 Jaffe, R.L., 04-0293
 Jaffé, H.H., 01-0025, 02-0013,
 07-0010, 09-0017, 09-0020,
 11-0070, 18-0886, 18-0888,
 18-0891
 Jafri, J.A., 02-0216
 Jagadeshwar, N.V., 16-1404
 Jager, W.F., 07-0061
 Jager, W.W., 15-1381
 Jagner, S., 15-1094
 Jagodziński, T., 11-0509
 Jagodziński, T.S., 15-1299
 Jagoe, C.T., 18-0565
 Jagow, R.H., 06-0083
 Jagtap, H.S., 19-0752
 Jagtap, S.B., 15-1033
 Jahagirdar, D.V., 08-0191
 Jähme, J., 10-0083, 15-0265
 Jahn, R., 04-0437
 Jahngen Jr., E.G.E., 16-2040,
 17-0415
 Jain, A., 04-0454
 Jain, A.K., 13-0017
 Jain, A.L., 19-0713
 Jain, M.L., 16-1641
 Jain, N., 13-0105, 19-0072
 Jain, R.P., 10-0633
 Jain, S.L., 15-1899, 16-0390,
 19-0114, 19-0782, 19-0783,
 19-0785
 Jaisankar, P., 19-1431
 Jaisinghani, H.G., 10-0861
 Jalali-Araghi, K., 19-0350
 Jalil, A.A., 13-0436
 James, B., 10-1367, 15-1067
 James, B.G., 10-0718
 James, B.R., 15-0406, 15-0526
 James, D.E., 15-1477
 James, D.R., 18-0638
 James, K.B., 15-1046
 James, L.L., 11-0010
 James, P., 13-0491, 19-1024
 James, R.A., 10-0717, 10-0994
 Jamieson, J.Y., 18-0822
 Jamil, Z., 19-0219
 Jamison, J.A., 18-0576
 Jamison, T.F., 16-0712, 16-0718
 Jammot, J., 16-0123
 Jan, D., 15-1959
 Jan, G., 17-0024
 Jan, S., 15-1827
 Jana, S., 16-0646
 Jana, S.K., 11-0423

- Jana, U., 11-0418, 18-0138
 Janda, K.D., 12-0327, 13-0128, 15-1955, 16-1045, 16-1687, 16-1823
 Jandu, K.S., 14-0033, 14-0328
 Janes, M.K., 10-0705
 Jang, D.O., 15-1203, 16-1717, 16-1749, 16-1784, 19-1403, 19-1404, 19-1405, 19-1406, 19-1415, 19-1470, 19-1474
 Jang, E.G., 15-2268
 Jang, H.-Y., 15-0817
 Jang, T.-S., 16-0634
 Jang, W.H., 15-0835
 Jang, Y.-J., 13-0753, 15-1149
 Jani, A., 16-1894
 Janik, D.S., 15-1785
 Janke, N., 12-0578
 Janke, R.H., 04-0070
 Janker, B., 10-0355
 Jankowska, R., 19-0904
 Jankowski, B.C., 13-0782
 Jankowski, C.K., 15-2022
 Jannini, M.J.D.M., 19-0611
 Janosi, A., 17-0265
 Janoski, E.J., 18-0116
 Janousek, Z., 05-0243
 Janousek, Z., 05-0245, 15-2182, 15-2222, 19-0840
 Janowski, W.K., 05-0082
 Jansat, S., 10-1454, 10-1459
 Jänsch, H., 16-1413
 Jansen, A., 15-0343
 Jansen, B.J.M., 17-0296
 Jansen, M.P., 10-0294, 17-0035
 Janssen, C.G.M., 19-1397
 Janssen, E., 15-0866, 19-1723
 Janssen, M.J., 15-0300, 16-0002, 16-0103, 17-0344, 19-1802
 Janssen, S.J., 15-1603
 Janssens, F., 15-1652
 Janura, M., 13-0237
 Januszkiewicz, K., 19-0726
 Januszkiewicz, K.R., 15-0524
 Janzen, E.G., 05-0211, 05-0214, 05-0260
 Jaouen, G., 16-0469, 16-2058, 19-0951, 19-1060
 Jaques, D., 10-0521
 Jarczewski, A., 17-0052
 Jardine, F.H., 02-0043, 04-0146, 14-0446, 15-0407, 15-0408, 15-0410, 15-0416, 15-0462, 15-0597, 15-1478
 Jardine, F.R., 12-0074
 Jardine, I., 19-1368
 Jardine, P.D., 15-1693
 Jarikote, D.V., 11-0237, 13-0491
 Jarowski, P.D., 02-0040
 Jarrahpour, A.A., 19-0148
 Jarret, R.M., 04-0321
 Jarvis, B.B., 10-0305, 15-0142, 17-0348, 17-0353
 Jasat, A., 03-0172
 Jasinski, J.P., 16-1138
 Jaskot, K., 10-0590
 Jasne, S.J., 10-0224
 Jason, M.E., 04-0519
 Jasoni, R.L., 16-0782, 16-1001, 19-0563
 Jator, Y., 16-0403
 Jaspars, M., 15-0199, 16-0746
 Jasperse, C.P., 15-1050, 15-1197
 Jasperse, C.P., 15-1962, 15-2066
 Jasra, R.V., 15-1830
 Jasserand, D., 15-1685
 Jászay, Z.M., 16-1808, 17-0488
 Jaszberenyi, J.C., 19-1415
 Jaszberenyi, J.C.s., 19-1401, 19-1405, 19-1406
 Jatzcak, M., 10-1134, 10-1707, 16-1378
 Javaid, K., 12-0039
 Jawdosiuik, M., 04-0497, 04-0498
 Jayaasree, S., 15-1378
 Jayachitra, G., 16-0125
 Jayakumar, K.N., 13-0585, 13-0664
 Jayakumar, S., 15-2133
 Jayalakshmi, B., 17-0465, 17-0467
 Jayanthi, A., 13-0399
 Jayaprakash, K., 13-0750
 Jayaraman, H., 16-0020, 16-1594
 Jayaraman, M., 07-0116
 Jayasree, J., 10-0601
 Jayatilake, G.S., 16-1422
 Jean, A., 15-0797
 Jean, H.-J., 15-1908
 Jean, T.-S., 15-1246
 Jebaratnam, D.J., 16-1189
 Jedrzejczak, M., 16-1745
 Jedziniak, E.J., 14-0151, 19-0462
 Jeevanandam, A., 16-0163
 Jeevnandam, A., 15-2381
 Jefcoate, C.R.E., 14-0204
 Jefferson, A., 18-0654
 Jefferson, E.A., 02-0391, 15-2268
 Jeffery, E.A., 11-0527, 16-0676, 19-1373
 Jeffery, T., 10-1766, 13-0382, 13-0384, 13-0389, 13-0403, 13-0728
 Jeffery-Luong, T., 10-1290
 Jefford, C.W., 04-0424, 10-0226, 10-0318, 14-0244, 14-0245, 15-2108, 15-2282, 15-2326, 18-0477, 18-0509, 19-0688, 19-1292
 Jeffrey, G.A., 03-0025, 03-0029, 03-0164, 18-0637
 Jeffs, P.W., 14-0335
 Jeganathan, A., 19-0511
 Jeganathan, S., 16-1324
 Jeganmohan, M., 13-0553, 15-2387
 Jeger, O., 15-0781, 17-0504, 18-0111
 Jekő, J., 12-0322
 Jellal, A., 15-1175
 Jellison, K.M., 17-0170
 Jemison, R.W., 18-0386, 18-0387, 18-0729
 Jen, M., 01-0060
 Jenck, J., 15-1477
 Jencks, W.P., 02-0383, 03-0019, 06-0037, 06-0043, 06-0059, 08-0057, 08-0104, 08-0135, 08-0140, 08-0141, 09-II-0004, 10-0075, 10-0083, 10-0084, 10-0088, 10-0279, 10-0356, 10-0357, 10-0363, 10-0367, 10-0527, 10-0533, 12-0147, 12-0642, 13-0013, 16-0001, 16-0010, 16-0014, 16-0017, 16-0019, 16-0020, 16-0031, 16-0044, 16-0045, 16-0100, 16-0259, 16-0314, 16-0316, 16-0424, 16-1511, 16-1517, 16-1763, 16-1846, 16-1847, 16-1848, 16-1849, 16-1936, 17-0044, 17-0049
 Jendza, K., 16-0598
 Jenkins Jr., R.H., 04-0028
 Jenkins, I.D., 04-0044, 10-0652, 10-0702, 10-0705
 Jenkins, I.L., 13-0216
 Jenkins, J.A., 15-2096, 18-0589
 Jenkins, P.R., 05-0142, 12-0035
 Jenkins, S.I., 04-0454
 Jenkins, S.R., 19-1313
 Jenks, W.S., 17-0284
 Jenner, E.L., 15-0796
 Jenner, G., 09-0085, 10-0644, 12-0731, 15-0970, 15-1291, 15-2091, 15-2096, 15-2098, 16-1179, 16-1430, 16-1450, 16-1481, 16-1482, 16-1636, 16-2130, 18-0461
 Jenner, P.J., 18-0022, 18-0102

- Jenneskens, L.W., **02-0062**,
02-0063, **02-0083**, **17-0229**,
18-0519
- Jennings, C.A., **13-0640**
- Jennings, H.J., **12-0697**
- Jennings, W.B., **04-0250**, **19-0830**
- Jenny, E.F., **18-0392**
- Jensen, A.E., **10-1384**, **10-1388**,
10-1406
- Jensen, D.R., **16-0865**, **19-0120**,
19-0218
- Jensen, F., **15-2098**, **17-0005**,
18-0669
- Jensen, F.R., **04-0127**, **04-0146**,
04-0316, **04-0323**, **04-0325**,
04-0328, **04-0330**, **04-0331**,
04-0351, **11-0214**, **11-0416**,
12-0002, **12-0007**, **12-0011**,
12-0012, **12-0013**, **12-0014**,
12-0017, **12-0019**, **12-0022**,
12-0041, **12-0424**, **12-0504**,
12-0505, **12-0551**, **15-0134**,
15-0597, **17-0139**, **17-0475**,
18-0094
- Jensen, H.B., **15-0466**
- Jensen, H.P., **19-0470**, **19-0734**
- Jensen, J.F., **15-0751**
- Jensen, J.L., **02-0025**, **10-0530**,
10-0534, **15-0195**
- Jensen, K.A., **10-0615**
- Jensen, K.B., **15-1097**
- Jensen, L., **16-1252**
- Jensen, R.M., **05-0150**
- Jensen, S.D., **16-0188**
- Jensen, T.A., **13-0187**
- Jensen, W.B., **08-0143**
- Jenson, T.M., **10-0151**
- Jentsch, J., **14-0292**, **16-0204**,
19-1456
- Jeon, D.J., **10-0625**
- Jeon, M., **16-0637**
- Jeon, S., **19-0609**
- Jeong, B.-s., **10-1657**
- Jeong, B.S., **15-1302**
- Jeong, H.J., **16-1536**
- Jeong, K.-S., **15-1658**, **15-1693**,
15-1704
- Jeong, N., **12-0599**, **15-1410**,
15-1439
- Jeoung, M.K., **19-1109**, **19-1113**,
19-1183
- Jereb, M., **12-0127**
- Jeremić, D., **14-0210**, **14-0211**,
14-0212
- Jerina, D.M., **04-0038**
- Jerkunica, J.M., **10-0176**
- Jernberg, N., **16-1819**
- Jernelius, J.A., **18-0775**
- Jeromin, G.E., **05-0251**
- Jerphagnon, T., **15-0428**
- Jerussi, R.A., **19-0048**, **19-0468**
- Jesberger, M., **16-0213**
- Jeske, M., **16-0576**, **19-1654**
- Jessop, J.P., **15-0464**
- Jessop, C.M., **15-1243**
- Jessop, P.G., **12-0265**, **15-0526**,
15-0614
- Jeuell, C.L., **05-0041**
- Jew, S., **16-1148**, **18-0274**
- Jew, S.-s., **10-1657**, **15-1302**
- Jewett, R., **10-0916**
- Jewett, J.G., **06-0072**, **06-0076**,
10-0208, **10-0317**
- Jeyaraj, D.A., **16-0008**
- Jeyaraman, R., **05-0411**,
10-0853, **16-0261**, **19-0488**,
19-1282
- Jézéquel, M., **10-1343**
- Jha, S., **13-0196**, **13-0489**
- Jha, S.C., **10-0595**, **15-1036**
- Jhurry, D., **13-0077**
- Ji, G.Z., **08-0084**
- Ji, J., **15-1004**, **15-1050**,
15-1096
- Ji, M., **19-0800**
- Ji, R.Y., **15-1826**
- Ji, S.-J., **16-0631**, **16-1111**
- Ji, X., **19-0174**
- Jia, C., **11-0331**, **13-0447**,
15-1165
- Jia, J.H., **02-0243**
- Jia, L., **15-1397**, **15-1403**
- Jia, X., **11-0309**, **15-0413**,
15-1147, **16-0549**
- Jia, Y., **16-0558**, **16-0662**
- Jia, Y.-X., **19-0082**
- Jia, Z.S., **10-0061**, **17-0045**
- Jiaang, W.-T., **15-1270**
- Jian, S., **19-1370**
- Jiang, B., **13-0276**, **16-0550**,
16-0552, **16-0869**, **19-1031**,
19-1039
- Jiang, D.O., **19-1470**
- Jiang, F., **16-1037**
- Jiang, G.J., **04-0385**
- Jiang, H., **10-1857**, **14-0307**,
15-1397, **15-1403**, **15-2409**
- Jiang, H.L., **15-1826**
- Jiang, J., **05-0293**
- Jiang, J.-K., **16-0687**, **16-0773**,
16-0785, **16-0800**, **16-0802**
- Jiang, L., **12-0523**, **13-0177**,
16-1311
- Jiang, L.H., **16-2120**
- Jiang, M.X.-W., **15-2412**
- Jiang, N., **10-1549**
- Jiang, R., **15-1690**
- Jiang, S.A., **12-0285**
- Jiang, T., **15-0422**, **16-1155**
- Jiang, W., **10-1773**, **19-0584**
- Jiang, W.-T., **15-1218**,
15-1270
- Jiang, X., **05-0248**, **14-0188**
- Jiang, Y., **10-1453**, **10-1454**,
13-0482, **15-2127**, **16-0831**,
16-1428, **16-1438**, **18-0277**,
18-0487, **18-0689**
- Jiang, Y.-L., **10-0879**
- Jiang, Y.-Z., **15-0575**, **15-1128**,
16-0865, **16-1037**, **19-1042**
- Jiang, Z., **13-0064**, **14-0261**
- Jiao, H., **02-0099**, **02-0104**,
02-0105, **02-0251**, **02-0261**,
02-0309, **02-0311**, **02-0338**,
15-0647, **15-1947**, **18-0624**
- Jiao, X., **10-1778**
- Jiao, X.H., **13-0295**
- Jie, C., **18-0630**, **18-0669**
- Jie, Z., **19-1614**
- Jigajinni, V.B., **12-0489**
- Jiménez, C., **13-0576**
- Jiménez, J.L., **04-0004**, **04-0300**, **04-0303**, **15-2004**,
15-2097
- Jiménez-Estrada, M., **12-0213**
- Jiménez-Tenorio, M., **15-0284**
- Jiménez-Vázquez, H.A.,
05-0002
- Jimeno, C., **16-0687**
- Jimenez, J.L., **18-0623**
- Jin, C.K., **16-1536**
- Jin, F., **13-0272**
- Jin, J., **15-0762**, **15-0798**
- Jin, L., **10-1486**, **17-0287**
- Jin, M., **16-0939**
- Jin, M.-J., **10-1454**
- Jin, Q., **12-0359**, **12-0361**
- Jin, Q.-H., **16-0655**, **19-1226**
- Jin, S.-J., **16-0874**
- Jin, T., **12-0634**
- Jin, T.-S., **16-0233**
- Jin, W., **19-1707**
- Jin, X., **15-1456**, **15-2421**
- Jin, X.L., **15-1300**
- Jin, Y., **19-1265**
- Jin, Y.S., **12-0128**, **19-0496**,
16-0630
- Jin, Z., **10-1629**, **12-0288**,
15-0177, **16-1320**, **19-0312**
- Jindal, S.P., **18-0018**
- Jindong, Z., **19-1370**
- Jing, L., **12-0581**
- Jinguji, M., **07-0021**
- Jinnai, T., **17-0161**
- Jinnouchi, K., **10-0965**
- Jintoku, T., **11-0505**
- Jira, R., **12-0074**, **14-0259**,
15-0792, **19-0718**, **19-0721**
- Jirgensons, A., **10-0897**

- Jiricny, J., **10-0995, 16-0093, 16-1459**
- Jirovetz, L., **16-0195**
- Jitsukawa, K., **19-0129**
- Jnaneshwara, G.K., **10-0660, 16-1153**
- Joannetaud, M., **11-0536**
- Job, G.E., **12-0523, 13-0118, 13-0205**
- Job, R.C., **04-0252**
- Jochims, J.C., **16-0434**
- Jochum, C., **15-0547**
- Jockusch, S., **05-0368**
- Jodhan, A., **05-0358, 16-1595, 16-1596**
- Jödicker, K., **16-2083, 16-2088**
- Jödicker, T., **16-0292**
- Jodry, J.J., **04-0061**
- Joerg, S., **03-0018**
- Joesten, M.D., **03-0001**
- Joffee, I., **10-0907**
- Jöge, T., **15-0477**
- Joh, T., **15-1461**
- Johannsen, M., **15-0751, 15-2146, 16-0912**
- Johansen, J.E., **15-0760**
- Johanson, R.G., **10-0208**
- Johansson, A., **16-0979**
- Johansson, F., **16-0858**
- Johansson, K., **12-0286**
- Johansson, M., **15-1670**
- Johansson, R., **10-1096**
- John, K.C., **16-2042**
- John, L., **18-0499**
- John, L.S., **19-0203**
- Johns, J.W.C., **05-0343**
- Johns, M.K., **19-1021**
- Johnsen, U., **05-0218**
- Johnson Jr., C.S., **04-0264, 05-0233, 06-0056**
- Johnson Jr., H.W., **04-0074, 04-0167**
- Johnson, A.P., **04-0101**
- Johnson, A.W., **02-0086, 02-0303, 16-1255, 16-1265**
- Johnson, B.F.G., **19-1028**
- Johnson, C., **05-0308**
- Johnson, C.A., **02-0289**
- Johnson, C.C., **14-0078**
- Johnson, C.D., **05-0378**
- Johnson, C.D., **05-0378, 06-0017, 08-0024, 08-0055, 09-0016, 09-0038, 11-0068**
- Johnson, C.N., **15-2411**
- Johnson, C.R., **04-0047, 10-1344, 10-1542, 10-1557, 12-0260, 15-0120, 15-1083, 15-1712, 16-1195, 16-1218, 16-1387, 16-1388, 16-1406, 16-1895, 19-0647, 19-0648, 19-0798**
- Johnson, D.E., **15-2247**
- Johnson, D.R., **16-0349**
- Johnson, E.S., **15-0973**
- Johnson, F., **04-0349, 10-1130, 16-1248, 16-2053**
- Johnson, G., **15-1565**
- Johnson, G.L., **14-0167**
- Johnson, G.S., **17-0457, 19-1174**
- Johnson, H., **16-1021**
- Johnson, J.E., **04-0221**
- Johnson, J.R., **12-0448, 15-1482, 15-2172, 16-1209, 16-2080**
- Johnson, J.S., **13-0214, 15-2064, 16-1501**
- Johnson, K., **19-1249**
- Johnson, L.A., **05-0391**
- Johnson, L.K., **04-0086**
- Johnson, M.D., **09-0035, 14-0053**
- Johnson, M.R., **15-0187, 19-0930**
- Johnson, M.W., **19-0480**
- Johnson, N.A., **19-0787**
- Johnson, N.B., **15-0606**
- Johnson, P.L., **13-0361**
- Johnson, R.A., **10-0742**
- Johnson, R.D., **02-0356**
- Johnson, R.E., **19-1477**
- Johnson, R.G., **14-0425**
- Johnson, R.L., **15-1911**
- Johnson, R.P., **04-0463, 04-0481, 04-0482, 04-0486, 04-0488, 07-0054, 15-2358**
- Johnson, S.A., **10-0181, 10-0206**
- Johnson, S.L., **16-0014, 16-0020, 16-0031**
- Johnson, S.M., **02-0325**
- Johnson, T.A., **18-0705, 19-1223**
- Johnson, T.J., **15-2406**
- Johnson, T.R., **14-0318**
- Johnson, W.S., **04-0320, 10-0635, 15-0782, 15-0783, 15-0784, 15-0785, 16-1139, 18-0676, 19-0399**
- Johnsson, B., **03-0057**
- Johnston, B.H., **16-1635**
- Johnston, D.E., **18-0117**
- Johnston, E.R., **03-0077**
- Johnston, F., **15-0030**
- Johnston, G.F., **12-0020**
- Johnston, J.F., **11-0101**
- Johnston, J.N., **13-0181, 15-1278, 16-0919, 16-0947, 18-0128**
- Johnston, K.P., **09-0097**
- Johnston, K.M., **11-0589, 14-0288**
- Johnston, K.P., **09-0097**
- Johnston, L.J., **05-0285, 05-0302, 05-0310, 07-0001**
- Johnston, R.D., **15-0253**
- Johnstone, R.A.W., **10-0589, 10-1582, 15-0518, 15-1771, 15-1989, 18-0384, 18-0398, 19-0393, 19-1102, 19-1200, 19-1223, 19-1232**
- Johri, K.K., **14-0436**
- Jokinen, S., **10-0331**
- Jolicoeur, E., **15-2339**
- Jolidon, S., **18-0686**
- Jolley, K.W., **17-0065**
- Jolly, P.W., **10-1251, 15-2431**
- Joly, D., **19-0023**
- Joly-Goudket, M., **10-1511**
- Jon, S.Y., **10-1831, 16-1507**
- Jona, H., **15-0310**
- Jonas, K., **15-0793**
- Jonas, L., **11-0233**
- Jonas, M., **04-0311**
- Jonassen, H.B., **15-1498**
- Jonasson, C., **16-0903**
- Jonathan, N., **02-0127**
- Jones II, G., **05-0285, 16-2083**
- Jones III, F.M., **08-0219, 08-0220**
- Jones Jr., J., **15-0997**
- Jones Jr., M., **05-0327, 05-0338, 05-0349, 05-0350, 05-0359, 05-0363, 05-0373, 05-0376, 05-0380, 12-0382, 15-2272, 15-2282, 15-2312, 15-2313, 15-2316, 18-0218, 18-0640, 18-0646**
- Jones, A., **14-0110**
- Jones, A.D., **15-0323**
- Jones, A.J., **02-0095, 02-0099**
- Jones, B.A., **04-0163, 16-0219**
- Jones, B.E., **10-0063**
- Jones, C.W., **13-0147, 13-0256, 13-0257**
- Jones, D., **15-1562**
- Jones, D.A.K., **17-0133**
- Jones, D.E., **15-2434**
- Jones, D.M., **10-0571**
- Jones, D.N., **17-0126, 17-0291**
- Jones, D.W., **02-0211, 14-0225, 15-2050, 15-2116**
- Jones, E., **16-1383**
- Jones, E.R.H., **15-0445, 19-0074**
- Jones, F.N., **13-0764**
- Jones, G., **16-1165**
- Jones, G.A., **19-1174**

- Jones, G.B., **18-0487, 18-0489, 18-0491**
 Jones, G.C., **13-0761**
 Jones, G.I.L., **04-0295**
 Jones, G.T., **11-0571**
 Jones, J., **10-0570**
 Jones, J.B., **04-0151, 10-1701, 10-1702, 19-0688**
 Jones, J.H., **10-0992**
 Jones, J.I., **11-0500**
 Jones, J.K.N., **10-1158**
 Jones, J.M., **06-0071, 16-1763**
 Jones, J.R., **05-0104, 08-0014, 11-0113, 12-0084, 14-0352**
 Jones, J.W., **09-0078**
 Jones, K., **15-1232, 15-1248, 15-1253, 16-1952**
 Jones, L.D., **13-0462**
 Jones, M.B., **11-0408**
 Jones, M.D., **19-1028**
 Jones, M.E., **10-0491, 17-0120**
 Jones, M.F., **12-0654**
 Jones, M.G., **10-0162**
 Jones, M.R., **16-2141**
 Jones, M.T., **15-0543**
 Jones, N., **15-1649**
 Jones, N.D., **12-0224**
 Jones, N.R., **10-1697**
 Jones, P.G., **01-0063, 04-0168, 04-0287, 15-2443**
 Jones, P.M., **appendixA-0038**
 Jones, P.R., **10-1698, 15-0654, 16-0562**
 Jones, R., **03-0083, 10-1063**
 Jones, R.A., **16-2007**
 Jones, R.A.Y., **01-0087, 02-0189, 08-0003, 08-0024, 08-0111, 08-0135, 09-0016, 09-0024, 09-II-0002, 15-2106, 18-0477**
 Jones, R.J., **18-0513**
 Jones, R.V.H., **15-2301, 16-1383**
 Jones, S., **16-131, 19-1031**
 Jones, S.R., **04-0031, 14-0266**
 Jones, W.A., **12-0137, 12-0648**
 Jones, W.D., **16-2137**
 Jones, W.H., **16-0310**
 Jones, W.J., **10-0426, 19-0639, 19-0640, 19-0642**
 Jones, W.M., **05-0383, 05-0390, 17-0503**
 Jones, M.L., **18-0135**
 Jong, Y., **08-0108**
 Jonsäll, G., **18-0009**
 Jonsdottir, S., **04-0371**
 Jonsson, S.Y., **15-1664, 15-1707**
 Jönsson, L., **13-0115**
 Joos, R., **17-0420**
 Jordan Jr., A.D., **16-1325**
 Jordan, E.A., **17-0133**
 Jordan, K.D., **15-0086**
 Jordan, M.R., **02-0364**
 Jordan, R.W., **15-2173**
 Jorge, J.A.L., **10-0312**
 Jorge, Z.D., **15-1710**
 Jorge, Z.S., **14-0177**
 Jorgensen, K.A., **12-0124**
 Jorgensen, W.L., **10-0017, 10-0020, 10-0021, 10-0071, 13-0002, 15-0121, 15-0145, 15-2098**
 Jørgensen, C.K., **01-0020, 01-0022, 01-0024, 01-0028**
 Jørgensen, K.A., **10-0949, 11-0387, 12-0146, 15-0993, 15-0996, 15-1001, 15-1097, 15-1659, 15-1696, 15-1797, 15-1826, 15-1960, 15-2132, 15-2146, 16-0384, 16-0899, 16-0912, 16-0920, 16-0941, 16-0944, 16-0948, 16-1160, 16-1160, 16-1164, 19-0287, 19-0551**
 Jørgensen, M., **13-0583**
 Jorgenson, M.J., **04-0422, 08-0118, 16-0838, 16-2085, 18-0551, 19-0921**
 Joris, L., **03-0060**
 Josan, J.S., **17-0343**
 José, S.M., **10-0009, 16-1566**
 Joseph, D., **13-0470**
 Joseph, N., **15-0404**
 Joseph, R., **10-1068**
 Joseph, S.C., **19-0857**
 Joseph, S.P., **15-1257**
 Josephsohn, N.S., **16-0417**
 Josey, A.D., **16-1413**
 Josey, J.A., **15-2121**
 Joshi, B.V., **19-1541**
 Joshi, G.C., **15-0510**
 Joshi, N.N., **10-0595, 10-1160, 10-1417, 15-1036, 19-1672**
 Joshi, P.L., **16-0058**
 Joshi, S.N., **16-0687**
 Joshi, U.M., **16-1692**
 Joshikawa, M., **11-0333**
 Josien, H., **10-0975**
 Joslin, C.G., **05-0220**
 Jost, R., **08-0015, 18-0035**
 Jothilingam, S., **15-1311, 16-0162**
 Jouannetaud, M., **11-0264, 11-0533, 11-0637**
 Joukhadar, L., **19-1410**
 Joule, J.A., **10-0726**
 Joung, M.J., **16-0548**
 Jourdan, A., **15-0415**
 Journaux, Y., **19-0120**
 Journet, M., **15-0440, 18-0546**
 Jousseume, B., **15-0862, 16-2004**
 Jousnot-Dubien, J., **04-0469**
 Jovanovic, M.V., **13-0080**
 Jovanovich, A.P., **10-0147**
 Jowtschinnikow, J.A., **03-0203**
 Joya, T., **15-0210**
 Joyasawal, S., **16-1374**
 Joyner, B.L., **01-0042**
 Jozefowicz, M., **19-0748**
 Jozwiak, A., **16-0288**
 Jończyk, A., **10-0892, 16-1225**
 Jroundi, R., **14-0219**
 Ju, Y., **16-0457, 16-0459, 16-0700**
 Juan, B., **02-0234, 08-0075**
 Juaristi, E., **04-0285, 04-0327, 04-0354, 04-0359, 04-0361, 04-0364, 04-0372, 08-0014, 08-0215, 10-0877, 16-0688, 16-1081**
 Jubault, P., **16-1383**
 Juchnovski, I.N., **09-0023**
 Judd, D.B., **19-1171**
 Judd, K.R., **11-0073**
 Judeh, Z.M.A., **11-0396**
 Judy, W.A., **18-0760, 18-0824, 18-0836**
 Juers, D.F., **18-0850**
 Jug, K., **02-0006, 02-0092, 02-0095, 02-0111, 02-0112**
 Juge, S., **19-0789**
 Jugie, G., **11-0469**
 Juhasz, M., **05-0008, 08-0106**
 Juhl, K., **16-0384, 16-0948, 16-1160, 19-0551**
 Juhlke, T., **10-0079**
 Jukes, A.E., **16-1893**
 Jula, T.F., **05-0380**
 Julia, M., **10-0400, 10-0825, 10-1486, 10-1713, 13-0315, 13-0316, 15-0050, 15-0052, 17-0287, 19-0508, 19-0841**
 Julia, S., **18-0076, 18-0736**
 Juliá, S., **15-1814**
 Julienne, K., **16-1384**
 Julin, S., **16-1322**
 Julius, M., **15-0728**
 Juliusburger, F., **10-0014**
 Jullien, F.R., **04-0127, 04-0146, 15-0597**
 Jumbam, D.N., **19-1724**
 Jumonville, S., **14-0027**
 Jun, C.-H., **15-0930, 15-1364**
 Jun, P., **10-0592**
 Jun, S.I., **03-0189**
 Jun, Y., **10-1273, 12-0409, 16-0872, 19-1189**
 Junchai, B., **18-0429**

- Junckers, T.H.M., **13-0196**
 Juneja, P.S., **14-0045**
 Jung, A., **15-1919**,
 16-1033
 Jung, C.W., **10-0916**
 Jung, D.-S., **19-0569**
 Jung, F., **16-1195**
 Jung, G., **15-1245**
 Jung, H.C., **19-0809**
 Jung, H.H., **15-0835**
 Jung, I.-H., **16-1743**
 Jung, I.-S., **03-0210**
 Jung, I.N., **10-1194**
 Jung, J., **16-0725**, **16-0734**
 Jung, J.-C., **11-0269**
 Jung, K., **19-0168**
 Jung, K.W., **10-0610**, **10-0730**,
 10-0859, **10-0861**, **10-0973**,
 12-0372, **13-0439**, **13-0449**,
 13-0477, **16-0199**, **16-1867**,
 17-0234
 Jung, L.-j., **10-0219**
 Jung, M.E., **10-0547**, **10-1089**,
 10-1133, **15-1213**, **15-1227**,
 15-1939, **16-1064**, **16-1226**,
 18-0613, **19-0059**, **19-0129**,
 19-0362
 Jung, M.J., **15-0465**
 Jung, S., **15-1879**
 Jung, S.H., **13-0569**
 Jung, Y.-J., **11-0269**, **15-1436**
 Jung, Y.C., **13-0439**, **13-0449**,
 13-0477
 Jung, Y.J., **16-0352**, **19-0998**,
 19-1324
 Jung, Y.S., **15-1298**
 jung, M.E., **15-2081**
 Junga, H., **15-1250**, **18-0804**
 Jungen, M., **04-0181**
 Jungk, H., **11-0318**, **11-0373**,
 11-0600
 Junjappa, H., **11-0336**, **17-0434**,
 18-0248
 Junttila, M.H., **15-1709**
 Jurayj, J., **18-0669**, **18-0708**
 Jurczak, J., **03-0101**, **04-0135**
 Jurewicz, A.T., **10-0203**
 Jurečka, P., **03-0072**
 Jurgeleit, W., **19-1424**
 Jurion, M., **16-0251**
 Jurić, S., **10-0142**
 Jurka, J., **10-1208**
 Jurkauskas, V., **12-0370**,
 15-0476, **15-0594**
 Jurlina, J.L., **12-0161**, **14-0431**,
 15-1631
 Jursic, B.S., **02-0145**, **16-1782**
 Juršić, B., **10-0611**, **10-1115**,
 17-0425, **19-0275**
 Jurss, C.D., **13-0157**
 Just, G., **11-0619**, **15-0024**,
 16-2159, **19-0708**
 Just, T., **18-0338**
 Justicia, J., **16-0646**
 Jutand, A., **10-1850**, **12-0277**,
 13-0302, **13-0462**
 Juteau, H., **15-2337**
 Jutz, C., **11-0465**
 Jutz, J.C., **18-0471**
 Jutzi, P., **01-0009**
 Jutzi, P., **03-0083**
 Juve Jr., H.D., **14-0253**, **19-0479**
 Jyothis, K., **15-1669**, **16-0383**
 Jyothirmai, B., **10-0862**,
 10-0958
 Kaandorp, A.W., **11-0205**
 Kaba, R.A., **05-0235**
 Kabachnik, M.I., **08-0223**,
 12-0088
 Kabakoff, D.S., **05-0050**
 Kabalka, G.W., **08-0147**,
 10-0736, **10-0807**, **10-1497**,
 10-1746, **10-1754**, **10-1761**,
 11-0298, **12-0443**, **12-0444**,
 12-0446, **12-0485**, **12-0491**,
 12-0492, **12-0495**, **12-0496**,
 12-0514, **12-0517**, **13-0221**,
 13-0386, **13-0489**, **13-0495**,
 13-0545, **13-0567**, **13-0714**,
 14-0309, **15-0491**, **15-0563**,
 15-0651, **15-0689**, **15-0695**,
 15-1123, **15-1183**, **15-1184**,
 15-1189, **15-1192**, **15-1550**,
 15-1552, **15-1552**, **15-2040**,
 16-0130, **16-0330**, **16-0444**,
 16-0457, **16-0459**, **16-0556**,
 16-0700, **16-0700**, **16-1149**,
 16-1711, **16-1876**, **16-1911**,
 18-0431, **19-0334**, **19-0922**,
 19-1000, **19-1017**, **19-1254**,
 19-1462, **19-1500**, **19-1598**
 Kabasakalian, P., **18-0872**
 Kabbara, J., **15-0616**, **15-1058**
 Kabbe, H., **17-0303**
 Kabengele, T., **15-2282**
 Kaberia, F., **19-0440**
 Kablaoui, N.M., **15-0973**,
 15-1424, **15-1465**
 Kaboudin, B., **10-0821**,
 10-0904, **16-1309**, **19-0146**
 Kabus, S.S., **05-0052**
 Kabuto, C., **04-0503**, **04-0518**,
 15-2171
 Kabuto, K., **04-0107**, **19-0934**
 Kachala, M.S., **19-1679**
 Kacprzak, K., **16-1772**
 Kacprzyński, M., **05-0391**
 Kacprzyński, M.A., **10-1474**
 Kad, G.-L., **10-0474**
 Kad, G.L., **10-1070**, **10-1071**,
 10-1624, **16-0993**, **19-0096**,
 19-0469, **19-0925**
 Kadaba, P.K., **15-1948**, **16-1670**
 Kader, A.T., **10-0263**
 Kaderli, S., **14-0200**
 Kadib-Elban, A., **15-0041**
 Kadoh, Y., **15-0779**
 Kadokawa, J.-i., **10-0716**
 Kadoma, Y., **10-0365**, **10-0372**
 Kadorkina, G.K., **04-0036**
 Kadota, I., **15-0350**, **15-0354**
 Kadota, I., **15-2363**
 Kadow, J.F., **11-0436**
 Kadowaki, S., **15-0983**, **15-1445**
 Kadoya, R., **15-2084**
 Kadri, M., **15-1945**
 Kadyrov, R., **16-0344**, **19-1158**
 Kadzyauskas, P.P., **15-1615**
 Kaeding, W.W., **11-0052**,
 14-0268, **19-0426**
 Kaeseberg, C., **15-0861**
 Kafafi, S.A., **08-0223**, **19-0010**
 Kaftory, M., **02-0396**, **02-0397**
 Kagan, H., **04-0001**
 Kagan, H.B., **04-0102**, **04-0136**,
 04-0146, **04-0149**, **04-0190**,
 04-0268, **14-0159**, **15-0597**,
 15-2064, **16-1189**, **16-2002**,
 18-0143, **19-0822**, **19-0823**,
 19-0967, **19-1670**
 Kagan, J., **12-0636**, **18-0126**
 Kagan, J.F., **04-0155**
 Kagarise, R.E., **04-0288**
 Kagawa, M., **10-0885**
 Kagayama, A., **02-0158**,
 16-0820, **19-1661**, **19-1668**
 Kagel, J.R., **15-2090**
 Kagen, B.S., **11-0310**, **14-0129**
 Kageyama, H., **16-0754**,
 16-1121
 Kageyama, T., **19-0732**
 Kagoshima, H., **16-0409**,
 16-0650, **16-0824**, **16-0828**,
 16-0873, **16-1103**
 Kagramanov, N.D., **05-0227**
 Kahle, G.G., **16-1922**
 Kahlert, E., **12-0590**
 Kahn, B.E., **19-1710**
 Kahn, M., **15-1688**
 Kahn, S.D., **15-2044**, **15-2061**,
 15-2238
 Kahne, D., **12-0335**, **16-1575**
 Kahr, B., **02-0072**, **04-0504**,
 05-0230
 Kahr, K., **19-0750**
 Kahraman, M., **15-2434**
 Kai, A., **16-0859**
 Kai, H., **15-1460**
 Kai, Y., **02-0064**, **02-0070**

- Kaida, T., **03-0201**
 Kaida, Y., **04-0175**
 Kaiho, T., **04-0133**
 Kaim, W., **02-0239**
 Kainz, S., **19-1155**
 Kaiser, R., **02-0181**
 Kaiser, A., **01-0042**
 Kaiser, C., **04-0353**
 Kaiser, E.M., **05-0099, 10-0482, 12-0398, 12-0683, 15-0533, 15-0549, 16-1603, 19-0840**
 Kaiser, E.T., **05-0313, 14-0417, 15-0543, 16-1533, 16-1816, 16-2142**
 Kaiser, K.L., **15-2257**
 Kaiser, S., **15-0425, 19-1615**
 Kaiwar, V., **19-1018**
 Kajfež, F., **10-0891**
 Kaji, A., **06-0081, 10-0313, 10-0785, 15-2045, 17-0069, 19-1530, 19-1532, 19-1536, 19-1779**
 Kaji, K., **10-0811**
 Kaji, M., **15-0611, 19-1022**
 Kajigaeshi, S., **10-0796, 11-0244, 11-0292, 12-0120, 12-0132, 12-0144, 12-0721, 12-0722**
 Kajimoto, T., **19-0414**
 Kajioaka, T., **15-0849**
 Kajiro, H., **15-0589, 16-1546**
 Kajita, S., **10-1206**
 Kakehi, A., **15-1324**
 Kakeiu, H., **15-1741**
 Kakikawa, T., **19-1154**
 Kakimoto, H., **15-0159**
 Kakinami, T., **11-0244, 11-0292, 12-0120, 12-0132, 12-0144, 12-0722**
 Kakiuchi, F., **10-1196, 11-0414, 11-0463, 13-0532, 15-0726, 15-0755, 16-1977, 16-1978, 19-1508**
 Kakiuchi, K., **02-0062, 02-0064, 15-1448**
 Kakiuchi, N., **19-0120, 19-0223, 19-0719**
 Kakiya, H., **10-1396, 10-1550, 16-0647**
 Kakkar, R., **04-0304**
 Kaku, H., **10-1704, 16-1274**
 Kakui, T., **10-0688**
 Kakumoto, K., **15-0998, 15-1025, 15-1304**
 Kakusawa, N., **16-1914**
 Kakushou, F., **11-0317**
 Kakuuchi, A., **15-1164, 15-1341**
 Kalafar, M., **19-1436**
 Kalani, M.Y.S., **18-0683**
 Kalani, Y.S., **18-0605**
 Kalatzis, E., **14-0027**
 Kalchschmid, F., **11-0366**
 Kalck, P., **15-1381, 15-1477**
 Kaldor, S.W., **15-1688**
 Kale, R.R., **16-1701**
 Kalechits, I.V., **18-0756**
 Kalendra, D.M., **13-0044**
 Kalesse, M., **16-1112**
 Kaleya, R., **19-0065**
 Kalinin, A.V., **12-0368**
 Kalinkin, M.I., **15-0401, 15-0471, 19-1360**
 Kalinovskii, I.O., **13-0534, 14-0384**
 Kalinowski, H., **04-0437, 10-1721, 18-0652**
 Kalinowski, M.K., **08-0229**
 Kalir, A., **10-1021**
 Kalir, R., **11-0552**
 Kalita, B., **10-0946, 10-1004, 19-0697**
 Kalivretenos, A.G., **15-2138**
 Kalkote, U.R., **19-1212**
 Kallel, E.A., **18-0461, 18-0483**
 Kallen, R.G., **16-1446**
 Kallenberg, H., **10-1620**
 Kallfass, D., **18-0495**
 Kallio, R.E., **15-1721, 15-1722**
 Kallmerten, J., **18-0735**
 Kallury, R.K.M.R., **01-0011**
 Kalman, J.R., **14-0330**
 Kalmus, C.E., **11-0564, 04-0362, 16-0026**
 Kaloustian, S.A., **04-0250**
 Kalsey, S., **15-1161, 15-2033**
 Kalt, W., **11-0642**
 Kalthod, V.G., **16-1803**
 Kalvinsh, I., **10-0897**
 Kalvoda, J., **14-0207, 18-0085**
 Kalyanakumar, R., **17-0386**
 Kalyanam, N., **19-1693**
 Kalz, W., **15-1254**
 Kamada, T., **17-0435**
 Kamai, G., **04-0044**
 Kamakura, T., **17-0382**
 Kamal, A., **10-0560, 10-1109, 10-1138, 16-0084, 16-0088, 16-0089, 16-0233, 16-0337, 16-1781, 16-2110, 19-1195, 19-1266, 19-1267, 19-1268**
 Kamal, F., **19-1181**
 Kamal, M., **18-0213**
 Kamal, V.P., **15-0993**
 Kamat, R.J., **10-0114**
 Kamat, S.K., **10-0569**
 Kamat, V.P., **10-0676**
 Kamata, K., **10-1741, 19-0571**
 Kamata, M., **19-0367**
 Kamata, S., **16-1655**
 Kamata, T., **10-0896**
 Kambara, H., **02-0030, 04-0317**
 Kambe, N., **10-1196, 10-1294, 10-1303, 10-1384, 10-1853, 12-0246, 14-0013, 15-0309, 15-0872, 16-0437**
 Kambe, S., **16-0606**
 Kamble, R.M., **11-0341, 16-0549, 16-0614**
 Kamble, V.T., **16-1602, 16-1616**
 Kameda, K., **16-0600**
 Kameda, Y., **15-0595**
 Kamego, A.A., **10-0329, 19-0714**
 Kamei, T., **10-1200, 10-1278**
 Kamenka, J., **15-0678**
 Kamer, P.C.J., **13-0177, 13-0369, 15-1483, 19-1022**
 Kametani T., **15-0785**
 Kametani, H., **04-0079**
 Kametani, T., **10-0377, 10-0804, 15-2122, 19-0279**
 Kameyama, A., **10-1171**
 Kameyama, H., **10-0612, 10-1230**
 Kameyama, M., **11-0260**
 Kameyama, T., **13-0324**
 Kamigata, N., **11-0260, 13-0738, 14-0170**
 Kamikawa, K., **10-1635**
 Kamikawa, T., **10-1323**
 Kamikawaji, Y., **15-0048**
 Kamimura, A., **10-1479, 15-1228, 15-1324, 15-2045, 16-1590, 17-0139, 19-1530, 19-1532, 19-1543**
 Kamimura, J., **19-1445**
 Kamino, T., **19-1035**
 Kaminoyama, M., **12-0087**
 Kamiński, R., **16-0432**
 Kamitani, A., **15-1473**
 Kamitori, Y., **19-0934**
 Kamiura, K., **19-1001**
 Kamiya, I., **15-1402, 19-1003**
 Kamiya, M., **19-1093**
 Kamiya, N., **15-0174**
 Kamiya, Y., **16-0518**
 Kamiyama, M., **16-1127**
 Kamiñsa-Trela, K.K., **11-0281**
 Kamkha, M.A., **10-1314**
 Kamlet, J., **16-1150**
 Kamlet, M.J., **03-0015, 03-0016, 10-0429, 10-0432, 10-0443, 10-0448**
 Kammann Jr., K.P., **16-1937**
 Kammoun, M., **15-1780**
 Kamo, O., **03-0193**
 Kamochi, Y., **15-0555, 15-0556, 19-1079, 19-1080, 19-1081**
 Kampar, E., **03-0098**
 Kampar, V.E., **03-0093**

- Kämper, F., 14-0156
 Kamphuis, J., 16-0209, 19-1484
 Kampmeier, J.A., 14-0448,
 14-0455, 14-0458, 14-0459,
 17-0139
 Kamshii, L.P., 11-0013
 Kamyshova, A.A., 10-1233
 Kan, R.O., 11-0510, 19-1687
 Kan, S., 11-0414
 Kan, Y., 13-0276
 Kan-Fan, C., 16-0402
 Kan-no, T., 13-0481
 Kanagasabapathy, S., 15-0299,
 16-1674
 Kanagasabapathy, V.M.,
 10-0040, 10-0083, 10-0294,
 16-0157
 Kanai, F., 15-2064
 Kanai, K., 16-0827
 Kanai, M., 15-1095, 15-1568,
 15-1874, 16-0687, 16-0698,
 16-1426, 16-1438, 16-1439
 Kanamathareddy, S., 03-0127
 Kanamori, M., 15-1559,
 15-1576
 Kanamori, Y., 15-0354
 Kanatani, R., 10-0688
 Kanavarioti, A., 15-0198
 Kanaya, H., 10-1863
 Kanayama, T., 10-1452
 Kanazaki, S., 10-1548
 Kanazawa, S., 16-1384
 Kanbara, T., 03-0129
 Kanber, O., 12-0501
 Kanda, K., 16-0687
 Kanda, T., 15-0523, 15-0748
 Kanda, Y., 10-0788
 Kandall, L.C., 10-0715
 Kandasamy, D., 04-0362,
 19-0934, 19-1295 19-1331
 Kandetzkki, P.E., 13-0677
 Kandpal, B.M., 19-0228
 Kane, V.V., 12-0254
 Kaneda, K., 15-0528, 15-1745,
 15-1791, 15-1792, 16-0149,
 19-0109, 19-0120, 19-0129
 Kaneda, T., 02-0062
 Kaneko, C., 13-0380, 15-1427
 Kaneko, H., 05-0111
 Kaneko, T., 15-1407, 15-1468,
 15-1469, 16-0694
 Kaneko, Y., 16-0635, 16-1051,
 16-1119
 Kanellias, L., 10-0208
 Kanelo, K., 16-0232
 Kanemasa, S., 10-1595,
 15-1932, 15-1939, 15-1956
 Kanematsu, K., 15-0048,
 18-0613
 Kanematsu, T., 19-1144
 Kanemoto, K., 16-1380
 Kanemoto, S., 10-1263
 Kanerva, L.T., 16-1557
 Kanetaka, S., 16-1070
 Kanetani, F., 10-1126
 Kaneti, J., 09-0023
 Kang, B., 18-0788, 18-0789
 Kang, C.H., 05-0314, 14-0026
 Kang, H., 13-0150
 Kang, H.-Y., 14-0011, 16-0960,
 19-1512
 Kang, H.J., 19-0934
 Kang, H.K., 10-0072, 16-2143
 Kang, J., 10-1453, 15-0550,
 15-0861, 15-2025
 Kang, J.-L., 03-0210
 Kang, K.H., 19-1222
 Kang, L., 16-1915
 Kang, S., 17-0166
 Kang, S.-H., 10-1194
 Kang, S.-K., 10-1197, 10-1408,
 10-1624, 10-1772, 10-1778,
 13-0190, 13-0191, 13-0234,
 13-0295, 13-0329, 13-0330,
 13-0331, 13-0340, 13-0515,
 13-0517, 13-0561, 13-0568,
 13-0623, 14-0388, 15-0236,
 15-0833, 15-1472, 16-0725,
 16-0734, 16-0752
 Kang, S.-W., 16-0687
 Kang, S.B., 16-0634, 17-0166,
 19-1326, 19-1655
 Kang, S.H., 15-0235, 15-0262
 Kang, S.I., 03-0107
 Kang, S.K., 10-1166, 16-0359
 Kang, T., 16-2093
 Kang, Y., 12-0288, 19-0312,
 19-1188
 Kang, Y.-F., 16-0549
 Kang, Y.-J., 16-1866
 Kanger, T., 19-0476
 Kanishchev, M.I., 18-0002
 Kankaanperä, A., 10-0534,
 10-0574, 10-0598, 10-0658,
 10-0749, 10-1061, 16-1658
 Kannan, M.A., 19-1631
 Kannan, V., 16-0781, 16-0795
 Kanner, B., 08-0190
 Kanno, H., 16-0264, 16-0365,
 19-0685
 Kanno, K.-i., 13-0359
 Kano, D., 15-0390, 15-1896
 Kano, N., 16-1346
 Kano, S., 15-1247, 19-1283
 Kano, T., 11-0215
 Kano, T., 11-0412, 11-0413
 Kanofsky, J.R., 19-0609
 Kanoh, S., 04-0177
 Kantam, M.L., 10-0752,
 10-0943, 11-0214, 15-1001,
 15-1669, 15-1906, 16-0383,
 19-0219, 19-0781, 19-1316
 Kanter, J.P., 08-0044, 17-0053
 Kanters, J.A., 03-0025, 03-0048
 Kanth, J.V.B., 12-0453, 13-
 0168, 19-1488
 Kanth, S.R., 19-1193
 Kantlehner, W., 11-0468
 Kantner, S.S., 04-0147,
 10-0217, 10-1429, 10-1430
 Kantor, E.A., 05-0053, 10-0528
 Kantor, S.W., 13-0765, 18-0412,
 19-0836
 Kanyonyo, M.R., 19-1791
 Kao, J., 04-0233, 15-0239
 Kapadia, S.R., 16-0462
 Kapdi, A.R., 13-0480
 Kapecki, J.A., 15-2210,
 15-2217
 Kaplan, E.D., 06-0074
 Kaplan, E.P., 16-1943
 Kaplan, F., 12-0569, 18-0228
 Kaplan, J., 10-0095
 Kaplan, L., 04-0164, 04-0440,
 05-0202, 05-0272, 10-1096,
 10-1238, 14-0041, 16-0009,
 16-0184, 18-0494
 Kaplan, L.A., 19-1211
 Kaplan, M.L., 03-0009,
 10-0422, 14-0232, 18-0549
 Kapnang, H., 10-1524
 Kapon, M., 16-0968
 Kapoor, K.K., 15-1791, 15-1800
 Kapoor, R., 10-0626
 Kapp, D.L., 15-2162
 Kappe, C.O., 07-0103, 07-0104,
 07-0106, 07-0118, 07-0119,
 07-0121, 10-0703, 13-0241,
 13-0326, 15-2022, 18-0773
 Kappos, J.C., 15-1679, 17-0324
 Kapps, M., 12-0352, 18-0727
 Kaprinidis, N.A., 15-2238
 Kaptein, B., 15-0913, 16-0864,
 19-1484
 Kaptein, R., 05-0219, 14-0327
 Kapur, J.C., 16-1893
 Kapur, N., 15-1929
 Kapxhiu, E.A., 17-0234
 Kar, A., 15-0161
 Kara-Murza, C.G., 15-1652
 Karabatsos, G.J., 04-0295,
 06-0076, 11-0648, 18-0021,
 18-0023, 18-0025, 18-0026,
 18-0045, 18-0048
 Karabelas, K., 13-0361
 Karadakov, P.B., 15-1953,
 15-1954
 Karade, N.N., 11-0211
 Karaev, S.F., 15-0261
 Karafiat, U., 16-0329

- Karakhanov, E.A., **14-0198, 15-0521**
 Karam, P.A., **10-0203**
 Karaman, R., **10-0432, 16-2160, 19-1742**
 Karamé, I., **18-0145**
 Karami, B., **19-0034**
 Karapinka, G.L., **15-1494**
 Karasu, M., **10-0716**
 Karatekin, E., **05-0208**
 Karchaudhuri, N., **16-0097, 16-1174, 16-1192**
 Kardile, G.B., **19-0979**
 Kardon, F., **16-0291**
 Kardos, N., **07-0100**
 Karselson, M., **02-0092, 02-0112, 02-0114, 02-0117, 02-0406, 02-0415, 10-0215, 12-0083**
 Karen, W., **07-0105**
 Karge, R., **15-2058**
 Karger, B.L., **04-0169, 04-0171**
 Karger, M.H., **10-0733, 10-0761, 16-1722**
 Karikomi, M., **10-0676**
 Karim, A., **13-0218**
 Karimi, A.-R., **19-0149**
 Karimi, B., **10-0568, 16-0160, 116-0166, 16-0175, 16-0234, 16-0255, 16-1439, 16-1623, 17-0156, 19-0148, 19-0151, 19-0865, 19-1608**
 Karimi, M.H., **16-1646**
 Karimi, S., **15-0634**
 Karimipour, M., **13-0463**
 Kariv, E., **19-1436**
 Karjalainen, J.K., **15-1694, 15-1823**
 Karkowski, F.M., **01-0087**
 Karl, R., **14-0292**
 Karliga, B., **16-1609**
 Karlin, K.D., **14-0200**
 Karlsson, S., **15-1931**
 Karlström, A.S.E., **10-1300, 10-1437**
 Karmanova, I.B., **11-0404**
 Karnes, J., **16-1021**
 Karney, W.L., **02-0339, 05-0398**
 Karni, M., **15-1790**
 Karo, W., **10-0751**
 Karodia, N., **15-2041, 17-0265**
 Karoui, H., **05-0214**
 Karpaty, M., **16-1469**
 Karpeles, R., **19-1598**
 Karpitskaya, L.G., **19-0741**
 Karplus, M., **15-2105**
 Karpov, A.S., **16-1916**
 Karpuyuk, A.D., **05-0129, 05-0130**
 Karrick, G.L., **15-0538**
 Karstens, W.F.J., **15-0395**
 Kartashov, A.V., **10-0759, 14-0135, 15-1544**
 Kartashov, V.R., **15-0280**
 Karthikeyan, G., **19-0209**
 Karty, J.M., **05-0033, 08-0112**
 Karur, S., **15-0354, 16-0768**
 Kasahara, A., **10-1822, 13-0362, 15-0400**
 Kasai, J., **19-0571**
 Kasai, K., **15-0958, 18-0803**
 Kasai, N., **02-0064, 02-0070**
 Kasai, P.H., **01-0081**
 Kasai, Y., **17-0026**
 Kasaura, T., **16-1307**
 Kascheres, C., **18-0046**
 Kasei, A., **15-1275**
 Kasei, N., **03-0168**
 Kaselj, M., **19-1019**
 Kashdan, D.S., **16-2040**
 Kashefi-Naini, N., **16-1571**
 Kashima, C., **16-1940**
 Kashimura, K., **10-0060, 10-0074**
 Kashimura, S., **16-0645, 16-1491**
 Kashimura, T., **13-0613**
 Kashin, A.N., **12-0034, 12-0037, 13-0577, 14-0376, 16-0675**
 Kashinatham, A., **15-0565**
 Kashino, S., **10-1548, 13-0782**
 Kashiwagi, H., **10-0657**
 Kashiwagi, M., **15-1184**
 Kashiwagi, R., **10-1464**
 Kashiwagi, T., **14-0438**
 Kashiwagi, Y., **19-0689**
 Kashmiri, M.A., **10-1607, 10-1608**
 Kaska, W.C., **10-1312, 15-0501**
 Kaska, W.C., **15-0712**
 Kasmai, H.S., **02-0253**
 Kasner, M.L., **19-0714**
 Kaspar, J., **19-0960**
 Kasperczyk, J., **15-0150**
 Kasperek, G.J., **16-2150**
 Kaspr, L.T., **15-0331**
 Kass, S.R., **05-0135, 05-0172, 08-0134, 10-0491, 15-0131, 15-0141, 19-0531**
 Kassab, D.J., **10-0624**
 Kasshinath, D., **13-0474**
 Kassianidis, E., **15-2020**
 Kasture, S.P., **11-0221, 16-1616**
 Kasturi, T.R., **19-1467, 19-1469**
 Kasu, P.V.N., **12-0130**
 Kasuga, Y., **19-1176**
 Kasukhin, L.F., **10-1317, 10-1318, 19-1273**
 Kaszynski, P., **04-0497, 04-0498**
 Katagiri, N., **10-1426**
 Katagiri, T., **16-0531, 16-0533**
 Katampe, I., **15-0293**
 Katamura, M., **04-0193**
 Kataoka, F., **19-1725**
 Kataoka, M., **10-0581, 19-1022**
 Kataoka, N., **13-0482**
 Kataoka, O., **16-0069, 18-0823**
 Kataoka, T., **17-0519**
 Kataoka, Y., **16-0683, 16-1365, 19-1051**
 Katayama, A., **14-0364**
 Katayama, E., **15-1457**
 Katayama, K., **12-0068**
 Katayama, R., **19-0635**
 Katayama, S., **19-0650**
 Kate, S.S., **11-0211**
 Kates, M.R., **10-0181**
 Kather, K., **16-2083**
 Kato, A., **02-0390, 02-0408, 18-0732**
 Kato, H., **02-0295, 02-0341, 12-0547, 15-1506, 19-1274**
 Kato, J., **16-0161**
 Kato, K., **10-0984, 15-0185, 15-0197, 17-0490, 18-0692**
 Kato, M., **01-0069, 07-0058, 10-1512**
 Kato, N., **13-0781, 15-2069, 19-1338**
 Kato, S., **10-1280, 10-1561, 15-0748, 15-1063, 16-0226, 16-1135, 16-1245**
 Kato, T., **02-0296, 02-0303, 02-0304, 02-0306, 05-0009, 12-0319, 13-0574, 15-1586, 15-1660**
 Kato, Y., **11-0267, 15-0914**
 Katoh, A., **19-0732**
 Katoh, M., **19-1670**
 Katoh, S., **04-0177, 14-0284**
 Katoh, Y., **15-1061**
 Katohgi, M., **19-1629**
 Katona, B.W., **12-0470, 13-0564**
 Katritzky, A.R., **01-0087, 02-0092, 02-0095, 02-0097, 02-0112, 02-0114, 02-0117, 02-0406, 02-0415, 04-0354, 08-0024, 08-0118, 08-0123, 09-0039, 10-0001, 10-0079, 10-0081, 10-0084, 10-0215, 10-0386, 10-0387, 10-0725, 10-0768, 10-0850, 10-0897, 10-1184, 10-1199, 10-1607, 10-1608, 10-1675, 10-1675, 11-0001, 11-0065, 11-0066, 11-0068, 11-0069, 12-0083, 12-0404, 13-0072, 13-0680, 15-2122, 15-2139, 16-0277, 16-0288, 16-0407, 16-0433,**

- Katritzky, A.R., (*Continued*)
 16-0847, 16-1993, 17-0257,
 17-0506, 19-0777, 19-1523,
 19-1544, appendixA-0038
- Katsigras, G., 15-1534
- Katsoulos, G., 12-0391
- Katsuda, K., 11-0331
- Katsuki, T., 04-0193, 10-1464,
 12-0069, 12-0226, 15-1827,
 15-1829, 15-1831, 15-1836,
 15-1888, 15-1909, 15-1961,
 15-2297, 15-2298, 15-2300,
 15-2304, 15-2337, 16-1655,
 18-0363, 19-0221, 19-0512,
 19-0520, 19-0521, 19-0522,
 19-0535, 19-0590, 19-0823
- Katsumura, N., 16-0678
- Katsumura, S., 18-0465
- Katsuro, Y., 10-1533
- Kattenberg, J., 12-0189
- Katz, A.H., 13-0263, 13-0283,
 13-0660, 19-1798
- Katz, C.E., 18-0297
- Katz, J., 10-1751, 18-0426,
 18-0448, 18-0450
- Katz, R.B., 14-0340
- Katz, S., 02-0053
- Katz, T.J., 02-0184, 02-0254,
 02-0255, 07-0040, 15-2098,
 18-0514, 18-0756, 18-0778,
 18-0836
- Katzenellenbogen, J.A.,
 10-1288, 15-0282, 16-1193
- Katzenelson, O., 04-0080
- Katzin, M.I., 19-0435
- Katzka, C., 18-0717
- Kauer, J.C., 10-0617
- Kauffmann, T., 12-0564,
 12-0625, 13-0049, 13-0682,
 14-0371, 14-0377, 15-1976,
 15-1977, 16-0563, 16-0565
- Kaufman, D.H., 17-0437
- Kaufman, G., 17-0269
- Kaufman, M.J., 05-0150
- Kaufmann, D., 15-2064,
 18-0630
- Kaupp, G., 01-0065, 07-0053,
 07-0054, 10-0452, 12-0717,
 15-2112, 18-0097
- Kaur, D., 15-0620
- Kaur, G., 15-0792, 16-0324
- Kaur, H., 10-0848, 13-0503
- Kaur, I., 19-0925
- Kaur, J., 10-1071, 11-0418,
 19-0096, 19-0925
- Kaur, K.P., 10-1070, 16-0993
- Kaur, P., 16-0590
- Kaushik, M.P., 10-0835,
 16-0216
- Kauss, V., 10-0897
- Kaval, N., 07-0118, 07-0119,
 15-2022
- Kavarno, G.J., 07-0029
- Kavita, B., 15-1001, 15-1906
- Kawa, H., 04-0169
- Kawa, S., 16-1346
- Kawaa, K., 13-0439
- Kawabata, A., 16-1681
- Kawabata, H., 13-0040,
 19-0019
- Kawabata, N., 15-2327,
 15-2341, 16-0562
- Kawabata, T., 10-1463, 16-0149
- Kawada, A., 11-0423, 11-0425
- Kawada, K., 12-0159
- Kawada, M., 10-0170
- Kawafuchi, H., 15-1276
- Kawafuji, Y., 16-0538
- Kawaguchi, K., 05-0275,
 16-1435
- Kawaguchi, M., 16-1764
- Kawaguchi, Y., 03-0186
- Kawahama, R., 19-1307
- Kawahara, F., 15-1324
- Kawahara, Y., 03-0123
- Kawahito, A., 10-1704
- Kawai, K., 16-1840
- Kawai, M., 16-0600
- Kawai, T., 10-0464, 13-0082,
 15-0624, 15-0625, 15-0627,
 19-1021
- Kawakami, J.-i., 15-1402
- Kawakami, J.H., 15-0115,
 15-0116, 18-0105, 19-0897
- Kawakami, T., 15-1665,
 16-0931, 18-0332
- Kawakami, Y., 11-0329,
 12-0284, 15-0210
- Kawaki, T., 13-0121
- Kawakita, T., 16-0686
- Kawamatsu, H., 13-0630
- Kawamura, M., 11-0418,
 11-0442, 15-1326, 16-0790
- Kawamura, N., 15-0598
- Kawamura, S., 15-1594,
 19-1784
- Kawamura, T., 10-1206,
 19-0120
- Kawamura, Y., 07-0056,
 10-0704, 15-0742, 15-1691,
 16-0687, 19-1032
- Kawanishi, M., 13-0101
- Kawanishi, T., 16-0892
- Kawanishi, Y., 19-0109,
 19-0129
- Kawanisi, M., 17-0175
- Kawano, H., 15-0598
- Kawano, M., 15-0160
- Kawano, N., 19-1781
- Kawano, T., 16-1545
- Kawaragi, S., 11-0342
- Kawasaki, A., 11-0485,
 16-1445
- Kawasaki, H., 15-1092, 16-1032
- Kawasaki, I., 19-1670
- Kawasaki, K., 12-0226, 19-0521
- Kawasaki, M., 16-0822
- Kawasaki, N., 10-1871
- Kawasaki, S., 15-2372
- Kawasaki, T., 10-0850,
 15-2388, 15-2401
- Kawasaki, Y., 16-1444
- Kawase, M., 19-1150
- Kawase, T., 01-0011, 15-2322,
 18-0469, 18-0470
- Kawashima, J., 13-0449,
 13-0519
- Kawashima, T., 03-0135,
 16-1346
- Kawasoe, S., 10-1328
- Kawasuji, T., 16-1119
- Kawata, I., 11-0493
- Kawate, T., 10-1789, 16-2045,
 19-1154
- Kawathar, S.P., 15-2378
- Kawatsura, M., 10-1460,
 13-0583, 15-0327, 15-0333
- Kawauchi, T., 11-0493
- Kawazoe, Y., 10-0350
- Kay, K.-Y., 16-1787
- Kayagishi, S., 12-0319
- Kayaki, Y., 13-0348, 13-0407,
 16-1653
- Kayaleh, N.E., 16-1621
- Kayama, M., 15-1925
- Kayano, A., 14-0071, 15-0056
- Kaye, P.T., 16-0805
- Kaye, R.L., 15-2096
- Kayser, F., 10-1333
- Kayser, M.M., 16-1340,
 18-0362, 18-0362, 19-1063,
 19-1476, 19-1479
- Kazahaaya, K., 16-0237
- Kazan, J., 10-0748
- Kazankov, M.V., 13-0154
- Kazankova, M.A., 12-0524,
 15-0372, 15-0373, 15-0382
- Kazanskii, B.A., 15-2281
- Kazantsev, A.V., 15-0759
- Kazemi, F., 10-0809, 10-0936,
 10-0941, 16-1396, 19-0246,
 19-0973
- Kazimirchik, I.V., 04-0372
- Kazitsyna, L.A., 09-0034
- Kazlauskas, R.J., 04-0196
- Kazmaier, U., 10-1467
- Kazmaier, P.M., 12-0232,
 19-1788
- Kazmaier, U., 18-0701
- Kazubski, A., 19-1018

- Kdota, I., **19-1337**
 Keaffaber, J.J., **18-0482**
 Kean, N.B., **12-0645**
 Keana, J.F.W., **05-0254**
 Kearley Jr., F.J., **13-0043**
 Kearney, P.A., **06-0064**
 Kearns, D.R., **14-0228**,
14-0241, **15-2156**, **15-2160**
 Keating, J.T., **10-0393**, **10-0394**
 Keaveney, W.P., **19-0349**
 Keay, B.A., **04-0161**, **08-0144**
 Keay, J.G., **15-0551**
 Kebarle, P., **03-0052**, **08-0222**,
08-0223, **08-0224**, **08-0225**,
08-0226, **08-0227**, **08-0232**,
10-0178, **10-0184**, **10-0271**,
10-0416
 Keck, G.E., **10-1262**, **16-0492**,
16-0640, **16-0743**, **16-0794**,
16-0871, **16-1662**, **16-1665**,
19-0983, **19-0987**
 Keck, R., **10-1179**
 Kee, K., **13-0620**
 Kee, M., **19-0800**
 Keefer, L.K., **19-0010**, **19-1232**
 Keefer, R.M., **11-0271**
 Keeffe, J.R., **02-0384**, **02-0385**,
02-0386, **02-0391**, **06-0037**,
12-0095, **12-0097**, **15-0025**,
17-0044
 Keegstra, K., **10-0392**
 Keegstra, M.A., **13-0064**
 Keehn, P.M., **02-0061**, **11-0243**,
19-0674
 Kees, F., **12-0476**
 Kees, K.L., **19-1709**, **19-1719**,
19-1725, **19-1727**
 Keese, R., **04-0491**
 Keese, R., **04-0515**
 Kefalas, P., **16-0982**
 Kegelaers, Y., **07-0080**
 Keglevich, G., **15-1001**
 Keh, C.C.K., **16-0603**
 Keii, T., **15-0794**
 Keijsper, J.J., **15-1381**
 Keiko, V.V., **04-0295**
 Keil, R., **15-0708**
 Keillor, J.W., **18-0269**, **18-0275**
 Keim, W., **09-0109**
 Keinan, E., **10-0907**, **10-1441**,
15-0572, **15-0590**, **16-0110**,
16-1875, **19-0454**, **19-0765**,
19-0920
 Keirs, D., **19-0283**
 Keith, A.J., **15-0360**
 Keith, J.M., **12-0751**
 Keith, T.A., **04-0302**
 Keitoku, T., **19-0095**
 Kel'in, A., **15-0356**
 Kel'in, A.V., **10-1670**, **15-0244**
 Kelkar, A.A., **13-0203**
 Kelkar, S.V., **16-0243**
 Kelleman, A., **19-1626**
 Keller, C.E., **02-0348**
 Keller, E., **15-1019**
 Keller, M., **04-0447**
 Keller, T.H., **04-0390**
 Kelley, S., **16-1911**
 Kellie, G.M., **04-0319**
 Kellogg, M.S., **18-0485**
 Kellogg, R.E., **07-0028**
 Kellogg, R.M., **04-0205**,
04-0478, **10-0695**, **10-0709**,
10-1304, **14-0242**, **16-0864**,
17-0002
 Kellom, D.B., **17-0127**
 Kelly III, R.A., **13-0509**
 Kelly, B.G., **16-0488**
 Kelly, B.J., **15-1892**
 Kelly, C.A., **16-0290**
 Kelly, C.F., **17-0092**
 Kelly, D.P., **05-0091**, **10-0182**,
11-0014, **18-0727**, **18-0748**
 Kelly, D.R., **18-0369**
 Kelly, E.G., **12-0535**
 Kelly, F.W., **12-0643**, **17-0122**,
18-0594, **18-0654**
 Kelly, J.F., **16-2113**, **16-2115**
 Kelly, J.W., **10-0653**, **10-0900**
 Kelly, R.C., **15-1660**
 Kelly, R.P., **11-0168**
 Kelly, R.V., **12-0379**
 Kelly, W.J., **10-0159**, **10-0177**,
10-1480, **12-0212**, **12-0338**
 Kelly, W.L., **10-1622**, **10-0250**
 Kelsey, D.R., **10-0255**, **13-0462**
 Kelso, M., **15-1310**
 Kelso, P.A., **07-0048**
 Kemernitskii, A.V., **15-2238**
 Kemmer, R., **10-0379**
 Kemnitz, C.R., **05-0398**
 Kemp, M.I., **15-0778**, **15-1475**
 Kemp, N.R., **01-0016**
 Kemp, R.H., **04-0283**
 Kemp, T., **05-0068**, **13-0026**,
13-0027
 Kemp-Jones, A.V., **02-0248**
 Kempe, U.M., **15-1927**
 Kempf, B., **10-0009**, **10-0355**,
10-1673, **15-0002**
 Kendall, J.T., **15-1733**
 Kendall, P.E., **15-1172**
 Kende, A.S., **19-0814**, **19-1224**
 Kendrick Jr., L.W., **18-0179**
 Kendrick, R.D., **05-0077**
 Kenkre, S.L., **12-0422**, **16-0977**
 Kennard, O., **01-0052**, **01-0070**,
02-0031, **03-0023**, **03-0025**,
03-0029, **03-0045**
 Kennedy, A.R., **15-1268**
 Kennedy, E.M., **11-0118**
 Kennedy, G.J., **05-0332**
 Kennedy, J.P., **10-1376**
 Kennedy, J.W.J., **02-0067**,
02-0068
 Kennedy, K., **19-0708**
 Kennedy, R.M., **15-0231**,
15-1047
 Kennedy, S.R., **18-0611**
 Kennedy-Smith, J.J., **15-0978**,
18-0688
 Kennerly, R.E., **15-0058**
 Kennewell, P.D., **16-1405**,
16-1406
 Kenny, C., **19-1680**
 Kenny, D.H., **10-0725**
 Kenny, J.A., **19-1042**
 Kent, A.G., **15-1478**
 Kent, B.A., **13-0777**
 Kent, J.L., **15-1450**
 Kenworthy, M.N., **13-0289**
 Kenyon, J., **10-0007**, **18-0010**
 Keogh, B.P., **15-1069**
 Keogh, J., **15-1627**, **15-1629**,
19-1295, **19-1396**
 Kepler, K.D., **15-0167**
 Keppens, M., **19-0041**
 Keramane, E.-M.,
10-0646
 Kerber, R.C., **10-0089**, **10-0285**,
10-1602
 Kercher, T., **16-1420**
 Kerdesky, F.A.J., **16-1018**
 Kerek, F., **16-2071**
 Kerekes, A.D., **15-1445**
 Kerekes, I., **10-1079**, **10-1086**,
10-1178, **15-0168**, **15-1545**,
16-0450, **16-1880**, **16-1883**
 Kereselidze, R.V., **14-0012**
 Keresztes, I., **16-0977**
 Kergomard, A., **10-0733**,
15-1578
 Kerins, F., **13-0446**
 Kerlinger, H.O., **14-0268**
 Kernag, C.A., **19-0196**
 Kerr, J.A., **01-0089**, **05-0265**,
14-0062, **14-0166**, **16-0009**
 Kerr, M.A., **12-0364**, **13-0004**,
16-0305
 Kerr, M.S., **15-1368**, **15-1370**,
16-0723, **16-0724**, **16-0726**
 Kerr, W.J., **15-1429**, **15-1434**,
15-1475, **15-1928**, **16-1107**,
19-0126
 Kerrigan, N.J., **15-1835**
 Kershner, L., **16-1594**
 Kershner, L.D., **16-0020**
 Kervennal, J., **12-0742**
 Kerwin, S.M., **18-0492**
 Kesanli, B., **19-0959**

- Kesavan, V., **10-0672, 10-0929, 19-0863**
 Kessar, S.V., **13-0574**
 Kessler, K., **16-1033**
 Kesselgruber, M., **16-0687**
 Kesselmayer, M.A., **15-2078**
 Kessick, M.A., **10-0430, 15-0024**
 Kessler, H., **04-0264, 04-0271, 10-0056, 15-2292, 15-2323, 18-0234, 18-0628**
 Kesten, S., **16-2056**
 Kester, F.L., **01-0092**
 Kester, J., **02-0234**
 Kestner, M.M., **10-0285, 10-1480**
 Ketcham, R., **15-2231**
 Ketley, A.D., **10-0622, 16-1731, 18-0572**
 Kettle, S.F.A., **01-0001**
 Keul, H., **19-0352, 19-0377**
 Keum, G., **16-0634, 17-0166, 19-1326, 19-1655**
 Keum, S., **18-0887**
 Keum, S.R., **19-1600**
 Keumi, T., **11-0101, 11-0434, 11-0607, 16-0321**
 Keung, E.C., **15-0961**
 Keuper, R., **04-0215**
 Keusenkothen, P.F., **10-0472, 10-0974, 15-1255**
 Kevan, L., **15-0543, 05-0208**
 Kevan, L., **05-0313**
 Kevill, D.N., **10-0060, 10-0077, 10-0154, 10-0196, 10-0282, 10-0350, 10-0423, 10-0425, 10-0431, 10-0432, 10-0436, 10-0439, 16-0015, 16-0020, 16-1601**
 Keyerleber, M.A., **15-0818**
 Keyes, M., **19-1341**
 Keypour, H., **12-0705**
 Keyton, D.J., **19-1321**
 Keyvan, A., **16-2054**
 Kézdy, F.J., **16-1533**
 Kezuka, S., **15-2130, 16-0731**
 Khac, T.B., **16-0403**
 Khachatrian, A.G., **19-0255**
 Khadilkar, B., **19-0112**
 Khadilkar, B.M., **10-0861, 11-0129, 11-0432, 11-0553, 13-0104, 16-0076, 16-0128, 16-0134, 18-0716, 19-0559**
 Khaimova, T.G., **16-1462**
 Khairudinov, I.R., **16-1470**
 Khakshoor, O., **19-1147**
 Khalaf, A.A., **11-0316, 11-0362**
 Khalafi-Nezhad, A., **10-1127, 16-1789**
 Khaledy, M.M., **18-0683**
 Khalfina, I.L., **19-0741**
 Khalil, M.M., **15-1735**
 Khamsi, J., **13-0224**
 Khan, A.A., **16-0388**
 Khan, A.M., **19-1368**
 Khan, A.T., **10-0561, 10-0566, 16-0255, 16-0625**
 Khan, F., **19-0143**
 Khan, F.A., **11-0120, 16-0007, 16-0589**
 Khan, F.N., **15-0898**
 Khan, I.U., **03-0129**
 Khan, K.M., **10-0786, 10-0860, 10-1081, 18-0680**
 Khan, M.I., **05-0374**
 Khan, M.A., **10-1168, 12-0316, 15-0254**
 Khan, M.I., **15-2324**
 Khan, M.M.T., **12-0074 15-0206, 15-0792, 15-1477, 15-2362, 15-2429, 19-0718**
 Khan, M.N., **10-0986, 16-0512, 16-1591**
 Khan, N.A., **19-0740**
 Khan, N.H., **15-1830**
 Khan, S.A., **19-0833**
 Khan, S.I., **15-1213**
 Khan, T.A., **11-0363, 17-0434, 19-0206**
 Khan, W.A., **10-1716**
 Khananashvili, L.M., **15-0705**
 Khanapure, S.P., **13-0080, 13-0574**
 Khanababae, K., **19-0267**
 Khand, I.U., **15-1417**
 Khandekar, A.C., **11-0303**
 Khanna, I.K., **10-1187**
 Khanna, P.L., **19-0065**
 Khanna, R.K., **13-0691, 14-0357**
 Khanolkar, A.D., **15-0878, 15-0884**
 Kharasch, M.S., **10-1227, 10-1231, 10-1321, 10-1526, 10-1536, 12-0558, 12-0574, 14-0113, 14-0262, 14-0290, 14-0291, 15-0062, 15-0285, 16-0464, 16-0842, 16-0851, 16-0951, 16-1921, 16-1931, 16-1934, 17-0523**
 Kharasch, N., **14-0333, 14-0335, 14-0408, 15-0297, 17-0220, 17-0516, 19-0790, 19-0868, 19-1592**
 Khare, A., **19-0112**
 Kharrat, A., **19-1533**
 Khatri, H.N., **18-0687**
 Khatri, J., **07-0118**
 Khatri, N.A., **16-0343**
 Khattak, J., **10-0083, 10-0279**
 Khau, V.V., **16-2161**
 Khawaled, K., **10-0699**
 Khazaei, A., **16-0055, 19-0860**
 Khazdooz, L., **11-0201**
 Khedhair, K.A., **04-0366**
 Khedkar, V., **15-0314, 15-0351**
 Kheifets, G.M., **02-0379**
 Kheifets, V.I., **16-1470**
 Khelevin, R.N., **11-0197**
 Khenkin, A.M., **19-0172**
 Khiar, N., **04-0049**
 Khidkel', M.L., **18-0500, 18-0756, 15-2199, 16-0345**
 Khire, U.R., **15-0672**
 Khlebnikov, A.F., **15-2267**
 Khmel'nitskaya, E.A., **10-1496**
 Khmel'nitskii, L.I., **13-0687**
 Khodaei, M.M., **16-1739, 16-2054, 18-0314, 19-0084**
 Khodakov, Yu.S., **15-0405**
 Khodykin, S.V., **12-0143**
 Khoee, E., **16-0060, 16-0046, 16-0063, 19-0083**
 Khokhlov, P.S., **15-1652**
 Kholodov, L.E., **02-0341**
 Khong, A., **02-0365**
 Khor, T., **09-0060**
 Khorana, H.G., **16-1659, 16-1716**
 Khorlina, I.M., **19-1115, 19-1124, 19-1391**
 Khosropour, A.R., **16-1671**
 Khosrowshahi, J.S., **15-1882**
 Khotinsky, E., **12-0449**
 Khouri, F.F., **16-0026**
 Khriachtchev, L., **04-0297**
 Khristov, V.Kh., **15-0060**
 Khrizolitova, M.A., **14-0418**
 Khuddus, M.A., **19-0648**
 Khudyakov, I.V., **05-0304, 05-0312, 14-0023**
 Khundhar, M.H., **12-0465, 12-0467, 12-0468**
 Khuong, K.S., **18-0683**
 Khurana, A., **10-1624**
 Khurana, J.M., **17-0368, 19-0228, 19-0813, 19-0839, 19-0924, 19-1169, 19-1288, 19-1339, 19-1607**
 Khusid, A.Kh., **16-0258**
 Khusnutdinov, R.I., **15-2195**
 Khuthier, A., **18-0400**
 Khutoryanskii, V.A., **12-0034**
 Ki, S.H., **15-1609**
 Kiakojoori, R., **19-0088**
 Kiang, H., **15-1403**
 Kiang, Y.-Z., **15-0519**
 Kiany-Borazjani, M., **19-0035, 19-0038, 12-0698**

- Kiasat, A.R., **10-0809, 10-0936, 16-0079, 17-0432, 19-0246, 19-0973**
- Kiattansakul, R., **15-2444**
- Kiau, S., **18-0487**
- Kice, J.L., **05-0249, 10-0212, 10-0370, 10-0837, 16-2146, 16-2150, 17-0516**
- Kidawi, M., **07-0111**
- Kiddle, J.J., **16-1257, 18-0773**
- Kido, F., **18-0727**
- Kido, Y., **16-1119**
- Kidwai, M., **09-0119, 13-0170**
- Kidwell, H., **04-0079**
- Kidwell, R.L., **17-0391**
- Kiedaisch, W., **15-2323**
- Kiefer, E.F., **15-2218, 15-2219, 18-0537**
- Kiefer, H.R., **16-1571**
- Kielbania Jr., A.J., **18-0842, 18-0844**
- Kiely, A.F., **02-0366, 18-0822**
- Kiely, D.E., **19-0105**
- Kienitz, H., **11-0622**
- Kienzle, F., **09-0098, 13-0263, 13-0660, 13-0668, 14-0336**
- Kierse, S., **15-2293**
- Kiesewetter, M.K., **02-0242**
- Kiesgen de Richter, R., **15-0678**
- Kiesman, W.F., **15-0606**
- Kiess, A.A., **19-0351**
- Kiessling, A.J., **16-1706**
- Kiessling, L.L., **15-0292**
- Kiesten, E.I.S., **19-1077**
- Kiewel, K., **12-0301**
- Kielbasiński, P., **10-0841, 16-2067, 9-0795, 19-0822, 19-0826**
- Kiffer, D., **10-0368**
- Kigasawa, T., **10-0804**
- Kiggen, W., **03-0119**
- Kiguchi, T., **15-1275**
- Kihara, N., **03-0182, 10-0503**
- Kii, S., **16-0621**
- Kiji, J., **10-1849, 11-0052, 15-0611, 15-2198, 19-0967**
- Kiji, S., **12-0126**
- Kijima, A., **16-1593**
- Kikiya, H., **15-2427**
- Kikuchi, H., **19-0723**
- Kikuchi, K., **15-0157, 19-1035**
- Kikuchi, O., **10-0020**
- Kikuchi, S.-i., **19-1559**
- Kikuchi, T., **13-0718**
- Kikuchi, W., **11-0324**
- Kikugawa, Y., **11-0194, 11-0196, 14-0405, 16-0185, 16-0257, 19-1091, 19-1150, 19-1588**
- Kikukawa, K., **13-0362, 13-0724, 14-0364, 14-0366, 14-0368**
- Kikukawa, T., **14-0295**
- Kilbourn, M.R., **14-0436**
- Kilburn, J.D., **15-1231**
- Kilby, D.C., **11-0305**
- Kilgore, M.W., **18-0487**
- Kiliç, H., **02-0247**
- Killion Jr., R.B., **10-0240**
- Killough, J.M., **16-1896**
- Killpack, M.O., **12-0419**
- Kilpatrick, J.E., **04-0382**
- Kilpatrick, M., **11-0020**
- Kilway, K.V., **03-0041, 02-0359**
- Kim, A.I., **14-0080**
- Kim, A.R., **16-1508**
- Kim, B., **16-0872**
- Kim, B.-K., **15-0175**
- Kim, B.G., **18-0789**
- Kim, B.H., **19-1189, 19-1213**
- Kim, B.M., **10-0498, 10-0858, 15-0680, 15-1436, 15-1698, 16-0708, 16-1025, 18-0777, 18-0218**
- Kim, B.T., **10-1500, 10-1626, 17-0528**
- Kim, C., **16-0015, 16-0838**
- Kim, C.-K., **16-0044**
- Kim, C.-S., **18-0487**
- Kim, C.-Y., **04-0454**
- Kim, C.J., **10-0157, 10-0166**
- Kim, C.K., **10-0019, 10-0048**
- Kim, C.S., **15-2138**
- Kim, C.U., **10-1104, 15-1080, 18-0487, 19-0650**
- Kim, D., **06-0028**
- Kim, D.-H., **13-0234, 13-0515**
- Kim, D.-h., **18-0789**
- Kim, D.-S., **18-0903**
- Kim, D.-W., **19-0231**
- Kim, D.J., **19-1031**
- Kim, D.W., **10-0411, 10-0501, 10-1117, 19-0260, 19-0809**
- Kim, D.Y., **10-1584, 15-1015, 16-2167, 19-1611**
- Kim, E.-H., **19-0684**
- Kim, E.G., **16-0360**
- Kim, E.J., **19-1109, 19-1113**
- Kim, H., **13-0620, 15-0820, 15-1317**
- Kim, H.-C., **15-1079**
- Kim, H.-J., **08-0080, 10-0311, 15-1834, 19-0523**
- Kim, H.-S., **16-0381**
- Kim, H.-Y., **19-0680**
- Kim, H.K., **10-0501**
- Kim, H.R., **12-0184**
- Kim, H.S., **10-0501**
- Kim, H.Y., **09-0021, 10-0072, 15-1136**
- Kim, I.-J., **15-0930**
- Kim, I.C., **10-0072**
- Kim, J., **03-0210, 10-1287, 12-0040, 15-1666, 16-1717, 16-1784, 18-0688, 19-1403, 19-1470**
- Kim, J.-G., **19-1470**
- Kim, J.-J., **16-1866**
- Kim, J.-S., **10-1408, 13-0190**
- Kim, J.-W., **13-0329**
- Kim, J.B., **11-0073**
- Kim, J.C., **16-1450**
- Kim, J.E., **03-0123, 19-1105, 19-1107**
- Kim, J.G., **16-0632**
- Kim, J.H., **15-2028, 16-1994, 19-1549, 19-1550, 19-1600, 19-1611, 19-1612, 19-1685**
- Kim, J.I., **13-0389**
- Kim, J.K., **13-0051, 15-1853**
- Kim, J.M., **19-1109, 19-1113, 19-1183**
- Kim, J.N., **16-0387, 17-0426**
- Kim, J.S., **15-0835, 15-1442**
- Kim, J.Y., **15-1258, 16-1536**
- Kim, K., **03-0185, 03-0189, 03-0210, 12-0200, 12-0516, 12-0696, 15-0642, 16-1582, 18-0422**
- Kim, K.-C., **08-0106**
- Kim, K.-i., **13-0430**
- Kim, K.-J., **15-1472**
- Kim, K.C., **19-0030**
- Kim, K.H., **16-0687**
- Kim, K.M., **10-0625**
- Kim, K.S., **13-0506, 19-0137, 19-1326**
- Kim, M., **04-0493, 10-1191, 15-0235, 15-0262, 15-0820, 16-1787, 18-0327, 18-0789, 18-0800, 19-1704**
- Kim, M.-J., **19-1160**
- Kim, M.-S., **13-0331**
- Kim, M.H., **10-1584**
- Kim, M.J., **19-1160**
- Kim, M.K., **16-1536**
- Kim, N.D., **10-0048**
- Kim, S., **02-0403, 04-0127, 04-0146, 10-0063, 10-0163, 10-0170, 10-1031, 10-1143, 10-1593, 10-1793, 10-1831, 11-0328, 13-0620, 14-0011, 15-0597, 15-0820, 15-1152, 15-1371, 16-0596, 16-1507, 16-1980, 16-1998, 17-0487, 18-0063, 18-0270, 18-0332, 18-0819, 19-0934, 19-1301, 19-1329**

- Kim, S.-G., **15-0995**
 Kim, S.-H., **10-1454, 16-0564, 16-1907, 18-0820, 19-1654**
 Kim, S.-I., **10-0610, 10-0730**
 Kim, S.-J., **05-0331**
 Kim, S.-W., **15-1431, 15-1432, 15-1432**
 Kim, S.-Y., **03-0210, 12-0263, 12-0264**
 Kim, S.C., **15-1834, 19-0877, 19-0888, 19-1068, 19-1496**
 Kim, S.H., **10-0403, 10-0440, 10-0441, 10-1516, 15-1609, 15-1613, 15-1881, 16-1994, 17-0394, 19-1600, 19-1612**
 Kim, S.H., **19-1685**
 Kim, S.i., **16-0199**
 Kim, S.K., **15-1258**
 Kim, S.P., **15-2019**
 Kim, S.S., **10-1166, 11-0540, 14-0026, 14-0061, 16-0706, 16-1025, 16-1051, 16-1508, 19-0188, 19-0809**
 Kim, S.Y., **10-1166, 14-0061**
 Kim, T.-H., **14-0388**
 Kim, T.-J., **10-1626**
 Kim, T.H., **10-1197**
 Kim, W.-Y., **10-1772, 10-1778**
 Kim, W.-Y., **16-0752**
 Kim, Y., **12-0087, 16-0605, 16-0634, 17-0166, 19-1188, 19-1222, 19-1326, 19-1655**
 Kim, Y.-J., **03-0034, 04-0312, 08-0215**
 Kim, Y.-M., **10-1454, 13-0561**
 Kim, Y.H., **10-0735, 10-1156, 12-0184, 12-0200, 12-0696, 14-0355, 16-0192, 16-0554, 16-0823, 16-1582, 17-0394, 19-0871, 19-1165**
 Kim, Y.K., **15-0336**
 Kim, Y.M., **13-0299, 15-1106**
 Kim, Y.S., **15-1023, 19-1105**
 Kim, H.S., **16-2167**
 Kim, J.Y., **18-0327**
 Kim, T.-J., **10-1500**
 Kim, J.K., **15-1914**
 Kimball, D.B., **02-0289, 02-0302**
 Kimbrough, D.R., **18-0669**
 Kimel, W., **18-0674**
 Kimling, H., **04-0473, 04-0474, 04-0475, 10-0350**
 Kimoto, K., **17-0175**
 Kimura, A., **16-1472**
 Kimura, F., **15-0748**
 Kimura, J., **16-1228**
 Kimura, K., **15-0811, 16-0218, 16-0565, 16-1006, 16-1017, 19-1021**
 Kimura, M., **01-0083, 02-0030, 10-0881, 10-1498, 15-0593, 16-0666, 16-0711, 16-0719, 16-2024, 16-2084, 18-0549, 18-0876**
 Kimura, O., **13-0752**
 Kimura, S., **18-0194**
 Kimura, T., **07-0083, 07-0098, 15-0569, 17-0241**
 Kimura, Y., **03-0109, 10-0676, 10-0709, 10-1820, 13-0254, 15-1536, 17-0307**
 Kinal, A., **15-2200**
 Kinart, W.J., **15-0975**
 Kinbara, K., **15-0154**
 Kinchin, E., **17-0211**
 Kinderman, S.S., **18-0813**
 Kindler, K., **19-1285**
 Kindon, N.D., **10-0934**
 Kindon, N.D., **12-0035**
 King II, R.M., **11-0233**
 King, A., **10-1128**
 King, B.T., **18-0528**
 King, F., **15-1690, 19-1042**
 King, G.S.D., **02-0325**
 King, G.W., **07-0013**
 King, H.F., **05-0306, 14-0084**
 King, J.A., **19-1799**
 King, J.C., **15-2350**
 King, J.F., **04-0220, 10-0015, 10-0290, 16-2146, 16-2147, 17-0320, 18-0699, 19-0842**
 King, J.L., **17-0343**
 King, K., **02-0085, 15-2086, 16-2049**
 King, R.A., **02-0252**
 King, R.B., **03-0083, 15-1497**
 King, R.W., **13-0677, 15-0046, 17-0141, 17-0229, 17-0235, 17-0258**
 King, S.A., **15-1004**
 King, S.M., **15-0708**
 King, S.W., **19-0350, 19-0351**
 King, T.J., **04-0240**
 Kingsbury, C.A., **04-0279, 04-0383, 10-0161, 10-0170**
 Kingsbury, C.L., **15-1169**
 Kingsbury, J.S., **18-0770, 18-0800**
 Kingsland, M., **11-0069**
 Kingston, H.M., **07-0105, 07-0106**
 Kingston, J.F., **16-2032**
 Kinner, L., **10-1312**
 Kinney, E.P., **13-0401**
 Kinney, W.A., **15-1997**
 Kinoshita, A., **15-0800, 15-2391, 18-0814**
 Kinoshita, H., **10-1440, 10-1498, 13-0333, 15-0743, 15-2385, 16-1655, 19-0592**
 Kinoshita, K., **16-1422**
 Kinoshita, N., **10-1463**
 Kinoshita, S., **11-0498**
 Kinoshita, T., **03-0130, 05-0111, 05-0117, 05-0201, 10-0060, 10-0073, 10-0074, 15-0535, 15-0994, 16-1272, 19-1677**
 Kinoshita, Y., **16-1851**
 Kinstle, T.H., **17-0015**
 Kinter, K.S., **15-1051**
 Kintner, R.R., **11-0609, 14-0447, 19-0428**
 Kinzelmann, H., **12-0578**
 Kipke, J., **08-0088**
 Kipphardt, H., **10-1661, 15-1347**
 Kiprianova, L.A., **10-0573, 19-1570**
 Kira, M., **05-0245, 05-0317, 16-0761**
 Kirahara, M., **19-0142**
 Kiran, B., **02-0105**
 Kirby, A.J., **01-0063, 04-0168, 04-0287, 04-0342, 04-0363, 04-0454, 05-0349, 10-0533, 10-0537, 10-0538, 13-0013, 16-0030, 16-0032, 16-1549, 16-1560, 16-1571, 16-1936**
 Kirby, G.W., **04-0102, 04-0136, 04-0268, 08-0160, 12-0509, 15-0401, 17-0243, 19-0012, 19-0310, 19-0873**
 Kirby, R.E., **01-0016**
 Kirchhoefer, P.L., **15-0855**
 Kirchhoff, J.H., **13-0350**
 Kirchhoff, R.A., **16-1195**
 Kirchner, J.J., **18-0682**
 Kirin, V.N., **10-0763, 15-0010**
 Kirino, K., **13-0281**
 Kiripolský, M., **07-0092**
 Kiritani, R., **13-0113, 16-2142**
 Kirk, D.N., **04-0268**
 Kirk, G.G., **15-1434**
 Kirk, J.M., **10-0630**
 Kirk, K.L., **18-0494**
 Kirkland, T.A., **18-0801**
 Kirkor, E., **03-0165**
 Kirkpatrick, D., **10-1159, 12-0693, 19-1292**
 Kirkpatrick, E., **19-0708**
 Kirms, M.A., **02-0319**
 Kirmse, W., **05-0327, 05-0336, 05-0359, 05-0360, 05-0383, 05-0386, 10-0119, 10-0121, 10-0173, 10-0178, 10-0226, 10-0317, 10-0389, 10-0514,**

- 12-0345, 12-0349, 12-0352, 12-0376, 15-2261, 15-2270, 18-0002, 18-0011, 18-0019, 18-0027, 18-0028, 18-0042, 18-0046, 18-0171, 18-0211, 18-0212, 18-0221, 18-0222, 18-0482, 18-0630, 18-0727
- Kirm, W.N., 16-0441
- Kirner, W.R., 10-0303
- Kirollos, K.S., 12-0060
- Kirpichenko, S.V., 15-0308, 19-1789
- Kirpichenok, M.A., 01-0029
- Kirrmann, A., 05-0158
- Kirsanov, A.V., 16-0446, 16-1811
- Kirsch, G., 02-0324, 13-0497
- Kirsch, J.F., 16-0022
- Kirsch, S.F., 18-0690
- Kirschberg, T., 14-0073
- Kirschke, K., 19-0056
- Kirschleger, B., 12-0621
- Kirschner, S., 18-0092
- Kirschning, A., 15-1919, 16-0429
- Kirss, R.U., 05-0222
- Kirst, H.A., 10-1288, 19-1236
- Kirste, B., 05-0208
- Kirtane, J.G., 10-0494
- Kirwan, J.N., 19-1301, 19-1415
- Kisanga, P., 15-0764, 16-0748
- Kisanga, P.B., 16-1154
- Kise, M., 13-0101, 10-1204, 10-1719, 19-1699, 19-1700
- Kiselev, V.D., 15-2004
- Kiselyov, A.S., 14-0346
- Kishi, A., 19-0580
- Kishi, I., 19-1767, 10-1849
- Kishi, K., 17-0435
- Kishi, Y., 04-0121, 04-0122, 04-0123, 15-1688, 16-0721, 16-0836
- Kishikawa, K., 15-1731, 18-0229
- Kishikawa, Y., 15-2376
- Kishimoto, S., 16-0670
- Kishimoto, Y., 15-1396
- Kishimura, K., 18-0441
- Kishioka, Y., 19-1021
- KishoreBabu N., 13-0585
- Kiso, S., 19-1618
- Kispert, L.D., 02-0207, 05-0280
- Kiss, G., 15-1382
- Kiss, J., 09-0013
- Kissel, W.J., 19-0448
- Kissel, W.S., 15-0604
- Kissling, R.M., 13-0177, 16-1695
- Kita, I., 16-1940
- Kita, T., 10-0309
- Kita, Y., 10-0850, 12-0252, 14-0008, 18-0139, 19-1781, 19-1783
- Kitaev, Yu.P., 16-0530
- Kitagaki, S., 15-0238
- Kitagawa, A., 11-0524
- Kitagawa, H., 11-0290, 19-0244
- Kitagawa, K., 13-0317, 16-0466
- Kitagawa, O., 12-0179, 15-0839, 15-1590
- Kitagawa, S., 19-1767
- Kitagawa, T., 04-0455, 05-0064, 05-0084, 05-0117, 05-0201, 10-0125, 10-0299, 10-0301, 15-2322, 18-0469, 18-0470, 18-0590, 18-0643
- Kitagawa, Y., 10-1257
- Kitaguchi, H., 12-0112, 14-0144
- Kitahara, N., 16-0609
- Kitahara, T., 15-2126
- Kitahara, Y., 15-2222
- Kitahonoki, K., 19-1245
- Kitajima, H., 11-0101, 11-0434, 11-0607, 15-2337
- Kitamura, M., 04-0149, 10-1123, 12-0297, 13-0359, 15-0596, 16-0373, 16-0489, 16-1013, 19-1027
- Kitamura, T., 10-1169, 11-0331, 11-0370, 12-0211, 12-0441, 13-0040, 13-0447, 15-1165, 16-1572, 18-0830, 19-1707
- Kitani, A., 15-0371
- Kitano, T., 18-0360
- Kitano, Y., 04-0193, 11-0328, 15-0241, 15-1508
- Kitao, T., 09-0064, 19-1784
- Kitaoka, Y., 19-1784
- Kitatani, K., 10-1341
- Kitatsuji, C., 15-0558
- Kitayama, K., 10-0691
- Kitayama, Y., 13-0481
- Kitazawa, E., 16-1128
- Kitazume, T., 07-0080, 10-0678, 10-1558, 18-0244
- Kitching, W., 04-0329, 04-0340, 05-0092, 05-0103, 08-0062, 12-0002, 12-0014, 12-0035, 12-0036, 12-0037, 12-0046, 12-0479, 15-0186
- Kite, G.F., 14-0427
- Kitgawa, H., 17-0295, 19-0243
- Kito, T., 11-0501
- Kitoh, K., 11-0436
- Kitschke, B., 02-0180
- Kittredge, K.W., 05-0122
- Kitugawa, Y., 16-0353
- Kityama, Y., 15-0993
- Kivelevich, D., 02-0223
- Kivinen, A., 16-1510, 16-1763
- Kiwiet, N.J., 15-2117
- Kiyan, N.Z., 10-0312, 16-2139
- Kiyobayashi, T., 02-0331
- Kiyooka, S., 16-1051, 16-1119, 16-1435
- Kiyosawa, Y., 10-0552
- Kiyoshige, K., 19-0915
- Kiyota, K., 15-0903
- Kiyota, M., 10-1171
- Kizaki, H., 13-0625
- Kizaki, N., 19-1022
- Kizil, M., 15-1269
- Kizilian, E., 08-0172
- Kizirian, M., 18-0052
- Kizner, T.A., 13-0106
- Klaassen, A.A.K., 02-0254
- Klaboe, P., 04-0283
- Klabunde, K.J., 12-0596
- Klabunovskii, E.L., 04-0136, 04-0146, 15-0597, 15-2077, 19-1349
- Klaeboe, P., 04-0333
- Klages, U., 04-0369
- Klahre, G., 16-1305
- Klamann, D., 10-0760, 16-2158
- Klamer, J.C., 02-0063
- Klamt, A., 10-0410
- Klang, J.A., 14-0421, 19-0436, 19-1718, 19-1725
- Klapars, A., 12-0523, 13-0201, 13-0212, 13-0228, 13-0229, 13-0232, 13-0258, 13-0275
- Klappa, J.J., 16-0284
- Klaps, E., 15-0939
- Klärner, F., 17-0303, 18-0539, 18-0559, 18-0560, 18-0567
- Klärner, F.-G., 02-0055
- Klasinc, L., 05-0152
- Klauck, G., 02-0243
- Klaunzer, N., 12-0062
- Klausner, A.E., 08-0038
- Klausner, Y.S., 16-1795
- Klawonn, M., 15-1764
- Klebe, J., 15-2316
- Kleman, A., 04-0136
- Kleeman, M., 15-2190
- Kleijn, H., 15-0951
- Kleimann, H., 16-2133
- Klein, D.J., 02-0120
- Klein, G., 10-0152, 16-1158
- Klein, H., 15-1481, 15-1979, 16-0306, 19-0411
- Klein, H.P., 19-0470
- Klein, H.S., 01-0049
- Klein, J., 10-1338, 12-0393, 15-0187, 15-0647, 15-0650, 15-1168, 15-1585, 16-1031
- Klein, P., 07-0080
- Klein, R.F.X., 19-0659
- Klein, W.R., 12-0561

- Kleinfelter, D.C., **10-0188, 18-0100**
 Kleinman, M.H., **05-0208**
 Kleinschmidt, R.F., **15-0349**
 Kleinstück, R., **17-0459, 17-0484**
 Klem, R., **19-0446**
 Klemmensen, P., **10-0910**
 Klemperer, W., **03-0072**
 Klender, G.J., **15-0640**
 Klenke, K., **15-0715**
 Klepacz, A., **10-0898, 13-0177**
 Kless, A., **18-0533**
 Klessinger, M., **04-0266, 11-0078**
 Klester, A.M., **18-0118**
 Klibanov, A.M., **04-0151**
 Kliwer, M.A., **15-0488**
 Kliemann, H., **16-2124**
 Klimisch, R.L., **17-0090**
 Klimkina, E.V., **16-1970**
 Klimov, V., **14-0004, 14-0005**
 Klimov, E.M., **16-1673**
 Klimova, E.I., **16-1480**
 Kline, A.D., **04-0130**
 Kline, M., **05-0382**
 Kline, M.W., **18-0385**
 Klinedinst Jr., P.E., **10-0066**
 Klingberg, D., **18-0488**
 Klingensmith, L.M., **13-0482**
 Klinger, F., **18-0480**
 Klingler, F.D., **19-0708**
 Klingsberg, E., **18-0198**
 Klingstedt, T., **10-1381**
 Klink, J.R., **11-0577, 11-0578**
 Klivenyi, P., **05-0212**
 Klobukowski, M., **15-0012**
 Kloc, K., **19-0707**
 Klochkov, V.V., **06-0056**
 Kloetzel, M.C., **15-1990**
 Kloetzing, R.J., **10-1454**
 Kloosterziel, H., **10-0488, 18-0549, 18-0566**
 Klopfenstein, C.E., **02-0333**
 Klopman, G., **05-0031, 10-0328, 15-2103**
 Klopfer, W., **02-0251**
 Klosa, J., **16-1804**
 Klose, G., **18-0855**
 Klose, T.R., **12-0729**
 Kloster, R.A., **15-2294**
 Klotz, H., **07-0080**
 Klotz, K.L., **10-1630**
 Klotz, P., **16-0379**
 Klucik, J., **19-0338**
 Klug, W., **02-0330**
 Kluge, H., **17-0476**
 Kluge, R., **19-0503**
 Kluger, R., **06-0076, 16-0018, 16-0034, 16-1766**
 Klumpp, D.A., **11-0327, 15-2398**
 Klumpp, G.W., **06-0006, 06-0020, 08-0136, 09-0001, 10-0079, 10-0328, 10-0399, 10-0711, 12-0584, 15-0043, 15-2106, 18-0590, 18-0640**
 Klunder, J.M., **13-0759, 15-1564, 15-1822**
 Klusacek, H., **16-2133, 18-0640**
 Klusener, P.A.A., **12-0421**
 Klutsch, G., **19-0357**
 Klyashchitskii, B.A., **04-0159**
 Klym, A., **08-0057**
 Klyne, W., **04-0096, 04-0102, 04-0268**
 Klyuev, M.V., **16-0345**
 Knapp, F.F., **12-0495**
 Knapp, R.T., **07-0066**
 Knapp, S., **15-1593, 19-0050**
 Knauer, K.H., **02-0180**
 Knaup, G.L., **02-0176**
 Knaus, E.E., **10-1523, 16-1792**
 Knauss, D.C., **16-1601**
 Knauss, E., **15-2077**
 Knausz, D., **16-0291**
 Knecht, M., **16-1370**
 Kneen, G., **15-2116**
 Kneib-Cordonier, N., **16-1816**
 Kneipp, K.G., **06-0064**
 Knettle, B.W., **19-1145, 19-1704**
 Kniel, P., **19-1536**
 Knier, B.L., **10-0088**
 Kniežo, L., **17-0015**
 Knifton, J.F., **19-1212**
 Knight, C., **19-0614**
 Knight, D.W., **15-0323, 15-0389, 18-0597, 18-0677, 18-0680**
 Knight, G.T., **12-0715**
 Knight, J.C., **19-1469**
 Knight, J.D., **18-0035**
 Knight, J.G., **15-1902**
 Knight, J.W., **15-1776, 17-0254**
 Knight, K.S., **15-0778**
 Knights, E.F., **15-0649, 18-0438**
 Knipe, A.C., **03-0101, 10-0400, 10-0622, 10-1599, 16-1635, 16-1731, 17-0054**
 Knist, J., **18-0011, 18-0046**
 Knobelsdorf, J., **16-2056**
 Knobler, C.B., **03-0121, 03-0171**
 Knoche, H., **18-0761**
 Knoche, W., **11-0013**
 Knochel, P., **06-0016, 10-1329, 10-1333, 10-1354, 10-1364, 10-1373, 10-1384, 10-1385, 10-1388, 10-1406, 10-1407, 10-1454, 10-1669, 10-1828, 12-0437, 12-0572, 12-0599, 13-0225, 13-0313, 13-0319, 15-0375, 15-0682, 15-0702, 15-0901, 15-0902, 15-0953, 15-0959, 15-1143, 15-1144, 15-1749, 15-1843, 16-0480, 16-0500, 16-0546, 16-0645, 16-0889, 16-1897, 19-0182, 19-0185, 19-0720**
 Knoeber, M.C., **04-0357**
 Knölker, H.-J., **15-2443**
 Knoll, F., **01-0009**
 Knoll, F.M., **18-0618**
 Knopp, M., **18-0703**
 Knorr, R., **05-0351**
 Knossow, M., **04-0164, 04-0165**
 Knowles, J.R., **04-0031, 18-0658**
 Knowles, W.S., **04-0146, 04-0151, 15-0426, 15-0597, 19-0347**
 Knox, B.E., **01-0092**
 Knox, D.E., **10-0108**
 Knox, G.R., **15-1417, 17-0261, 19-1432**
 Knox, K.R., **15-0840**
 Knox, L.H., **02-0157, 05-0380, 10-0042, 10-0049, 12-0351, 15-2319**
 Knox, S.A.R., **02-0177**
 Knözinger, H., **17-0174, 17-0176**
 Knudsen Jr., G.A., **18-0070**
 Knudsen, R.D., **13-0751**
 Knudson, K.R., **16-0920**
 Knunyants, I.L., **02-0400, 15-0072, 15-1601, 15-1622, 16-0041, 16-1255**
 Knpuffer, H., **17-0479**
 Knutov, V.I.S., **03-0114**
 Knutson, D., **06-0035**
 Knutson, F.J., **10-0385**
 Knutson, P.L.A., **10-0482**
 Knutson, R.S., **10-0134**
 Knutsson, L., **18-0202, 18-0205, 18-0209**
 Ko, B.-S., **15-0833, 16-0725**
 Ko, D.-H., **16-0687**
 Ko, E.C.F., **10-1188, 17-0072, 18-0024**
 Ko, H.C., **09-0026**
 Ko, J.-y., **10-0551**
 Ko, J.J., **19-1685**
 Ko, J.S., **19-1329**
 Ko, M., **19-0430**
 Ko, S., **15-1374, 15-1406**
 Ko, S.-B., **10-0975, 15-0078**
 Ko, S.-L., **15-1507**
 Ko, S.Y., **10-0678, 15-1822**

- Ko, Y.K., **19-0231**
 Kobayashi, F., **16-0819**
 Kobayashi, H., **10-0465**,
13-0022, **18-0368**, **19-0431**
 Kobayashi, J., **16-1098**
 Kobayashi, K., **15-0730**,
15-0816, **16-1413**, **18-0828**
 Kobayashi, M., **10-0504**,
10-0900, **10-1818**, **13-0738**,
13-0748, **19-0827**, **19-1369**
 Kobayashi, N., **16-0859**,
19-1032
 Kobayashi, S., **08-0188**,
08-0230, **10-0252**, **10-0273**,
10-0274, **10-0282**, **10-0919**,
10-1009, **10-1436**, **10-1498**,
10-1586, **10-1618**, **11-0370**,
11-0423, **11-0425**, **11-0456**,
11-0548, **12-0731**, **13-0487**,
15-0420, **15-0998**, **15-1025**,
15-1054, **15-1060**, **15-1304**,
15-1326, **15-1548**, **15-1668**,
15-1705, **15-1935**, **15-2010**,
15-2128, **16-0381**, **16-0412**,
16-0416, **16-0609**, **16-0619**,
16-0686, **16-0753**, **16-0755**,
16-0790, **16-0823**, **16-0871**,
16-0871, **16-0909**, **16-0914**,
16-0915, **16-0918**, **16-0934**,
16-0935, **16-0944**, **16-1007**,
16-1052, **16-1081**, **16-1083**,
16-1085, **16-1086**, **16-1092**,
16-1098, **16-1117**, **16-1119**,
16-1121, **16-1122**, **16-1124**,
16-1125, **16-1127**, **16-1422**,
16-1426, **16-1454**, **16-1676**,
18-0147, **19-0901**, **19-1596**
 Kobayashi, Sh., **16-0876**
 Kobayashi, T., **05-0085**,
10-0811, **10-1805**, **10-1868**,
10-1870, **10-1872**, **12-0348**,
12-0694, **13-0448**, **13-0575**,
15-1423, **16-0436**, **16-1261**,
19-0068
 Kobayashi, Y., **04-0121**,
04-0122, **04-0123**, **04-0193**,
10-0512, **10-0819**, **15-0794**,
15-2260, **16-0761**, **18-0649**,
19-0848
 Kobayasshi, K., **11-0330**
 Kober, H., **05-0404**, **15-2322**,
18-0469, **18-0470**, **18-0643**
 Kobierski, M.E., **10-0857**
 Kobori, K., **19-1038**
 Kobori, N., **13-0748**
 Kobori, T., **15-1607**
 Kobori, Y., **10-1302**
 Koboyashi, K., **03-0149**
 Köbrich, G., **04-0491**, **12-0620**,
12-0623, **17-0003**, **17-0311**
 Kobrina, L.S., **13-0076**,
13-0085, **14-0031**, **18-0250**
 Kobs, U., **15-0596**
 Kobsa, H., **11-0556**, **11-0559**
 Kobuke, Y., **15-2117**
 Kobayashi, J.-i., **16-0579**
 Koch Jr., F.W., **11-0409**
 Koch Jr., S.D., **14-0168**
 Koch, D., **18-0772**
 Koch, E., **05-0067**, **10-0200**
 Koch, G.K., **16-2039**
 Koch, H., **05-0241**
 Koch, H.F., **17-0037**, **17-0056**
 Koch, J., **16-2109**
 Koch, J.G., **17-0064**
 Koch, J.R., **15-1721**, **15-1722**
 Koch, K.R., **18-0420**
 Koch, M., **13-0083**
 Koch, R., **15-1194**
 Koch, S., **16-0292**
 Koch, V.R., **14-0104**
 Koch, W., **02-0318**, **10-0133**,
10-0185, **10-0186**, **10-0201**,
10-0206, **10-0208**, **15-0140**,
15-2335, **18-0077**
 Kochetkov, A.N., **15-0372**
 Kochetkov, K.A., **04-0136**
 Kochetkov, N.K., **10-0243**,
15-1652, **16-1673**
 Kochetkova, N.S., **02-0166**
 Kochi, J.K., **03-0075**, **03-0095**,
05-0202, **05-0208**, **05-0210**,
05-0219, **05-0249**, **05-0272**,
05-0281, **05-0288**, **10-1052**,
10-1251, **10-1292**, **10-1294**,
10-1296, **10-1320**, **10-1507**,
11-0018, **11-0019**, **11-0101**,
11-0119, **11-0156**, **12-0025**,
12-0042, **12-0278**, **13-0462**,
13-0662, **14-0024**, **14-0031**,
14-0041, **14-0044**, **14-0062**,
14-0087, **14-0088**, **14-0090**,
14-0114, **14-0125**, **14-0196**,
14-0214, **14-0262**, **14-0265**,
14-0271, **14-0339**, **14-0352**,
14-0374, **14-0432**, **15-0022**,
15-0050, **15-0052**, **15-0285**,
15-0859, **15-1655**, **15-1795**,
15-2028, **15-2403**, **16-2083**,
17-0139, **18-0054**, **18-0072**,
18-0081, **18-0168**, **18-0380**,
19-0272, **19-0273**, **19-0433**,
19-0435, **19-0436**, **19-0438**,
19-0439, **19-0718**
 Kocián, O., **17-0026**
 Kociński, P., **10-1532**
 Kociolek, M.G., **15-2358**
 Kock, I., **15-0667**
 Kocovsky, P., **13-0237**
 Kocsis K., **17-0504**
 Koda, T., **13-0348**
 Kodama, H., **10-0886**, **10-1376**,
10-1453
 Kodama, S., **19-0161**, **19-0176**
 Kodama, T., **13-0481**, **15-0993**,
19-0227, **19-0421**, **19-0655**
 Kodanko, J.J., **13-0378**
 Kodera, M., **16-1728**
 Kodoi, K., **15-1467**
 Kodomari, M., **11-0260**,
11-0343
 Kodukulla, K., **15-1936**
 Koeborg-Telder, A., **08-0028**,
08-0029, **11-0207**, **11-0626**,
11-0627
 Koehl Jr., W.J., **15-1921**
 Koehler, K., **13-0400**
 Koehn, W., **15-2209**
 Koelliker, V., **15-1585**
 Koelling, J.G., **06-0074**
 Koelsch, C.F., **10-1794**
 Koeng, F.R., **10-0147**
 Koening, K.E., **04-0146**,
15-0597, **15-0599**, **15-0601**,
16-2046
 Koening, M., **15-1039**
 Koening, R.J., **16-1966**
 Koening, T.M., **10-1801**
 Koenigsberger, R.U., **12-0040**
 Koening, P.E., **16-1762**
 Koepf, E., **16-1210**
 Koeppl, G.W., **06-0089**
 Koerner, M., **12-0571**
 Koga, G., **18-0739**
 Koga, K., **04-0145**, **04-0163**,
10-1618, **10-1639**, **12-0108**,
12-0691, **13-0694**, **15-1042**,
15-1092, **15-1093**, **15-1095**,
15-1693, **15-2063**, **16-0858**,
16-1032
 Koga, N., **02-0029**, **07-0022**,
15-0099, **15-0115**, **15-0463**,
18-0739
 Koga, T., **13-0619**
 Koga, Y., **15-1423**
 Kogami, K., **16-0995**
 Kogan V., **13-0481**
 Kogan, G.A., **02-0032**, **02-0036**
 Kogan, L.M., **19-1548**
 Kogure, K., **19-0723**
 Kogure, T., **19-0929**
 Koh, H.Y., **10-1516**, **10-1549**,
16-0605, **19-1188**, **19-1222**,
19-1512
 Koh, Y., **15-0922**
 Koharski, D., **19-1295**, **19-1396**
 Kohaus, R.L., **16-0071**
 Kohda, K., **10-0350**
 Kohl, D.A., **01-0061**, **05-0344**,
15-0058

- Kohler, B., **07-0015**
 Kohler, B.A.B., **16-1077**
 Köhler, V., **16-1105**
 Kohli, T.-P., **05-0098**
 Köhll, C.F., **10-0712**
 Kohlmeier, C.K., **19-0361**
 Kohlpaintner, C.W., **15-1381**
 Kohmarch, G., **16-0238**
 Kohmoto, S., **15-1731, 18-0229**
 Kohmura, Y., **12-0226, 19-0535**
 Kohn, H., **15-1879**
 Kohne, J., **19-1321**
 Kohnke, F.H., **02-0312**
 Kohno, M., **12-0745**
 Kohno, S., **19-1304**
 Kohno, Y., **15-0624**
 Kohnstam, G., **10-0079, 10-0084, 10-0424, 11-0037, 13-0770**
 Kohra, S., **16-1953**
 Koide, K., **19-0914**
 Koide, T., **19-1354**
 Koike, N., **10-0717**
 Koike, T., **13-0450, 15-1181, 16-0751, 16-1102, 19-1042**
 Koizumi, Y., **10-1454**
 Koizumi, M., **12-0087, 15-0608**
 Koizumi, T., **15-1391**
 Kojima, A., **13-0379**
 Kojima, M., **15-2247**
 Kojima, R., **10-0965, 15-0319**
 Kojima, T., **11-0341, 13-0314, 15-2044, 16-0922, 19-0288**
 Kok, D.M., **15-2234**
 Kok, G.B., **01-0042**
 Kokel, B., **11-0175**
 Kokes, R.J., **15-0405**
 Koketsu, M., **16-0189, 19-0881**
 Kokhlova, V.M., **13-0107**
 Kokil, P.B., **15-0018**
 Kokin, A.A., **14-0142, 14-0150**
 Kokin, K., **16-1307**
 Kokko, B., **12-0511**
 Kokko, B.J., **12-0509, 12-0510**
 Kokubo, K., **15-0159, 15-1360**
 Kokubo, T., **15-1711**
 Kokumai, R., **15-2276, 19-0044**
 Kol, M., **15-1582**
 Kolano, C., **05-0207**
 Kolar, L.W., **10-0724**
 Kolasa, T., **10-0993**
 Kolb, H.C., **15-1658, 15-1692, 15-1696**
 Kolb, M., **10-1176, 10-1666**
 Kolb, V.M., **17-0344**
 Kolbah, D., **10-0891**
 Kolbasenko, S.I., **15-1850**
 Kolbeck, K.J., **07-0070**
 Koldobskii, G.I., **18-0291, 18-0293, 18-0305**
 Kolehmainen, E., **03-0120**
 Kolesar, T.F., **15-2210**
 Kolesnichenko, G.A., **14-0203**
 Koley, D., **15-0278**
 Kölle, U., **19-0221**
 Köllhofer, A., **13-0539**
 Kollman, P.A., **03-0001, 04-0357**
 Kollmar, H., **02-0216**
 Kollonitsch, J., **10-1078, 19-1516**
 Kolomiets, A.F., **10-0494, 10-0817**
 Kolomitsyn, I.V., **14-0150**
 Kolomnikov, I.S., **15-0406, 16-0842**
 Kolomnikova, G.D., **02-0156, 15-0401**
 Kolos, W., **01-0003**
 Kolsaker, P., **02-0431, 19-0375**
 Kolshorn, H., **04-0471, 04-0472, 15-2047**
 Kolthoff, I.M., **08-0007, 08-0039**
 Koltun, E.S., **19-0531**
 Koltunov, K.Yu., **15-0623, 15-1148**
 Kolyaskina, Z.N., **15-1638**
 Komarov, I.V., **04-0454, 05-0349**
 Komarov, N.V., **10-1784**
 Komatsu, H., **15-1387**
 Komatsu, K., **02-0158, 02-0199, 05-0064, 05-0117, 05-0201, 10-0060, 10-0074, 15-1034, 15-2069**
 Komatsu, K.i., **19-0367**
 Komatsu, M., **10-0628, 10-1827, 10-1840, 10-1853, 15-0390, 15-1066, 15-1400, 15-1782, 15-1896, 15-1904, 15-1910, 16-1892, 19-0591, 19-0607**
 Komatsu, N., **19-1004**
 Komatsuzaki, T., **09-0076**
 Komeyama, K., **15-0371**
 Komin, J.B., **15-1804**
 Komine, N., **15-0146, 15-0889**
 Komiya, N., **12-0337, 19-0516, 19-0516, 19-0569, 19-0570**
 Komiya, S., **12-0278, 15-0146**
 Komiya, Y., **14-0281**
 Komiyama, M., **03-0174, 11-0052, 16-1520**
 Komiyama, S., **16-1454**
 Kommandeur, J., **07-0020**
 Komornicki, A., **10-0179, 18-0669**
 Komoto, I., **11-0456, 16-1083**
 Komoto, R.G., **10-1843**
 Komoto, R.G., **10-1844**
 Kompa, K., **11-0181**
 Komura, K., **10-1230**
 Komura, M., **16-1051**
 Komuro, Y., **15-2065**
 Konakahara, T., **13-0541, 16-0553**
 Konasewich, D.E., **08-0137**
 Koncos, R., **11-0316, 12-0354**
 Kondaji, G., **11-0435**
 Kondakov, D.Y., **15-0906**
 Kondaskar, A., **10-0923, 10-0925, 10-0926**
 Kondo, A., **13-0256, 19-0823**
 Kondo, H., **15-0442, 15-2374**
 Kondo, I., **14-0373**
 Kondo, J.N., **05-0069**
 Kondo, K., **10-0900, 10-1270, 12-0735, 15-2152, 16-1854, 19-0401**
 Kondo, M., **13-0448**
 Kondo, S., **02-0322, 10-1328, 16-1785**
 Kondo, T., **10-0788, 10-0880, 10-1469, 13-0538, 15-0340, 15-1467, 15-1696, 16-0268**
 Kondo, Y., **10-1466, 13-0348**
 Kondolff, I., **10-1420**
 Kondrat'eva, L.A., **16-1186**
 Kondrat'eva, L.V., **15-0047, 15-0348**
 Kondratenko, M., **15-2446**
 Kondratenko, M.A., **15-2438**
 Kondratov, S.A., **13-0216**
 Konen, D.A., **14-0151, 16-1252**
 Kong, F., **10-0801, 12-0114**
 Kong, N., **15-2296**
 Kong, S., **10-1610, 15-0148**
 König, C., **15-1911**
 König, E., **19-1571, 19-1573**
 König, H., **13-0164**
 König, J., **18-0538, 18-0551, 18-0552**
 König, W.A., **04-0173, 04-0175, 13-0485**
 Königshofen, H., **02-0173, 02-0274, 02-0319**
 Konijn, M., **10-0317**
 Konishi, H., **02-0203, 11-0052, 16-0915, 19-0967**
 Konishi, K., **15-1837**
 Konishi, M., **10-1302**
 Kono, D.H., **16-1888**
 Kono, H., **10-1762**
 Kono, K., **13-0724**
 Kono, K., **14-0364, 14-0368, 16-0608, 18-0732**
 Konoike, T., **19-0843, 19-0848**
 Konopelski, J.P., **13-0579, 13-0580**

- Kononov, A.I., **15-1932, 15-1981, 15-2004**
 Konrad, G., **04-0175**
 Konradi, A.W., **19-1662, 19-1663**
 Konshin, V.V., **10-1784**
 Konstantinou, Z., **10-1448**
 Konuma, M., **19-0825**
 Konwar, D., **17-0464, 19-0230, 19-1248**
 Konya, D., **15-1437, 15-1452**
 Koo, B.-S., **19-0184, 19-0684**
 Koo, I.S., **16-0015, 16-1511**
 Koo, S., **19-0800**
 Kooek, S.U., **10-0137**
 Kooijman, H., **13-0237, 19-0216**
 Kooistra, D.A., **16-0181, 19-1450**
 Kool, E., **16-1496**
 Koola, J.J., **14-0239**
 Koolhaas, W.E., **02-0062**
 Koosha, K., **15-1170**
 Kooymann, E.C., **02-0123, 11-0277, 11-0638, 14-0103, 14-0127, 14-0127, 17-0132, 17-0137**
 Kop, J.M.M., **16-2039**
 Kopach, M.E., **10-0857**
 Kopecky, D.J., **19-1483**
 Kopecky, J., **16-1811**
 Kopecky, K.R., **05-0333, 12-0028, 15-0012**
 Kopel, L.C., **13-0543**
 Kopf, J., **04-0517, 15-2402**
 Kopinke, F., **14-0064**
 Kopka, I.E., **04-0512**
 Kopllick, A.J., **18-0048**
 Kopp, F., **10-1329**
 Kopp, J.Z., **06-0061**
 Kopp, R., **10-0250**
 Koppel, I., **08-0223**
 Koppel, I.A., **08-0161, 10-0443**
 Koppenhofer, B., **04-0175**
 Koppes, W.M., **16-1888**
 Kopping, B., **15-0752, 15-1196**
 Koptyug, V.A., **11-0012, 11-0013, 11-0029, 11-0088, 11-0605, 11-0637, 18-0006, 18-0030, 18-0035, 18-0250**
 Koradin, C., **15-0902, 16-0889**
 Korber, H., **19-0372**
 Korcek, S., **14-0218**
 Korchagina, D.V., **18-0035, 18-0250**
 Kore, A.R., **19-0324**
 Koreeda, M., **18-0682, 18-0731, 19-0941**
 Koren, R., **10-0078**
 Koreshkov, Yu.D., **02-0203, 15-2310**
 Korivi, R.P., **15-2381**
 Kormos, B.L., **10-0337**
 Korn, S., **15-0806**
 Korn, T.J., **13-0313**
 Kornblum, N., **10-0089, 10-0285, 10-0426, 10-0486, 10-0488, 10-0489, 10-0781, 10-1001, 10-1479, 10-1480, 10-1481, 10-1482, 10-1483, 10-1484, 10-1602, 10-1604, 12-0212, 12-0338, 13-0692, 16-0119, 19-0639, 19-0640, 19-0642, 19-1531, 19-1570**
 Kornegay, R.L., **04-0323, 10-0131**
 Korneva, L.M., **02-0144**
 Korobitsyna, I.K., **10-0390, 18-0211, 18-0218**
 Korolev, B.A., **08-0217**
 Korolev, D.N., **13-0526**
 Koroniak, H., **18-0461, 18-0471, 18-0482, 18-0589**
 Koroniak, L., **10-1124**
 Korostova, S.E., **10-1517**
 Korostylev, A.P., **13-0086**
 Korshak, V.V., **13-0534**
 Korshunov, S.P., **19-0010**
 Kort, C.W.F., **11-0203, 11-0206**
 Korte, S., **04-0467**
 Korte, W.D., **10-1312**
 Korth, H., **05-0243, 05-0245, 19-1532**
 Korth, H.-G., **01-0090, 01-0104**
 Kortüm, G., **08-0018**
 Korver, G.L., **18-0656**
 Korytnyk, W., **19-0993, 19-1077**
 Korytsky, O.L., **10-0890, 10-1188**
 Korzeniowski, S.H., **03-0101, 13-0691, 13-0737, 19-1564**
 Korzhenevskaya, N.G., **09-0048**
 Kos, A.J., **10-0133**
 Kos, N.J., **01-0087**
 Kosak, J.R., **11-0592**
 Kosbahn, W., **18-0708**
 Koseki, A., **16-1685**
 Kosel, C., **13-0682**
 Koser, G.F., **18-0273**
 Köser, H.G., **02-0234**
 Koshchii, V.A., **11-0351**
 Koshiba, N., **11-0328**
 Koshino, J., **18-0435**
 Koshiro, Y., **19-1769**
 Koshoji, G., **15-0371, 15-0732**
 Koshtaleva, T.M., **18-0305**
 Koshy, K.M., **17-0035**
 Kosinska, W., **12-0085**
 Kosjek, B., **19-1022**
 Koski, W.S., **05-0205**
 Koskikallio, E.A., **16-1693**
 Koskikallio, J., **10-0331, 10-0351**
 Koskimies, J.K., **04-0141, 10-1666, 10-1700**
 Koskinen, A.M.P., **12-0214**
 Kosma, P., **16-0370**
 Kosower, E.M., **03-0080, 04-0422, 10-0430, 10-0444, 19-1572, 19-1573**
 Kosswig, K., **19-0304**
 Kost, A.N., **11-0496, 15-0314**
 Kost, D., **01-0010**
 Koster, D.F., **15-0969**
 Koster, G.F., **10-0115**
 Köster, A.M., **02-0006, 02-0095, 02-0111**
 Köster, F., **16-0850**
 Köster, H., **05-0147**
 Köster, R., **12-0445, 15-0685**
 Köster, R., **15-1183**
 Kostermans, G.B.M., **02-0062**
 Kostikov, R.R., **02-0196, 02-0205, 15-2267, 15-2277**
 Kostova, K., **16-0487, 04-0042**
 Kostyk, M.D., **05-0050**
 Kostyukov, I.N., **14-0012**
 Kostyukovskii, Ya.L., **12-0699**
 Kosuge, T., **19-1569**
 Kosugi, M., **10-1262, 10-1634, 10-1825**
 Kosugi, M., **13-0439**
 Kosugi, Y., **14-0045**
 Kosynkin, D., **03-0075**
 Kosynkin, D.V., **11-0293**
 Kotake, H., **10-1440, 16-1655**
 Kotani, Y., **10-0313**
 Kotcher, P.G., **13-0033**
 Koteel, C., **19-0099**
 Kotelevskii, S.I., **02-0152**
 Kotera, K., **19-1245**
 Koth, H.F., **17-0064**
 Kotha, S., **10-1595, 13-0474, 18-0668**
 Kotian, K., **16-1950**
 Kotian, K.D., **16-0185**
 Koto, H., **16-0507**
 Kotori, M., **10-1326, 10-1779, 12-0689, 15-0841, 15-0958, 15-2424, 18-0803**
 Kotrusz, P., **15-1017**
 Kotschy, A., **13-0537**
 Kotsuki, H., **10-0581, 10-1157, 11-0341, 13-0314, 15-1004, 15-1019, 16-1036, 16-1860, 18-0357, 18-0363, 19-1392**
 Kotsuma, T., **15-0830**
 Kottii, S.R.S.S., **15-0354, 15-1614**

- Kou, Y., **08-0114**
 Koubek, E., **13-0757**
 Koudelka, J., **01-0035**
 Kouge, K., **15-2337**
 Kourouli, T., **16-0982, 15-0732**
 Koutecky, J., **05-0285**
 Kouwenhoven, A.P., **12-0053, 15-2197**
 Kovac, B., **04-0240**
 Kovac, F., **19-0234**
 Kovacic, M.K., **10-0878**
 Kovacic, P., **04-0497, 04-0498, 10-0964, 11-0177, 11-0178, 11-0186, 11-0187, 11-0408, 11-0409, 12-0719, 14-0269, 17-0445, 18-0345**
 Kovacs, C.A., **18-0402, 18-0417**
 Kovacs, J., **10-0212**
 Kovács, I., **15-1496**
 Kovalenko, S.V., **13-0267**
 Kovalensky, A.Yu., **12-0359**
 Kovalev, B.G., **16-0485**
 Kovačević, M., **04-0164**
 Kovač, B., **05-0252**
 Kovačević, B., **08-0085**
 Kovelesky, A.C., **10-1733**
 Köver, A., **12-0081**
 Kovrizhnykh, E.A., **05-0148**
 Kovtonyuk, V.N., **18-0250**
 Kovtunen, V.A., **15-2088**
 Kowal, J.J., **15-0440**
 Kowalak, S., **15-0433**
 Kowalski, C.J., **12-0398, 16-1991, 16-1992, 18-0229**
 Kowalski, M.H., **10-1411**
 Kowalski, T., **10-0209**
 Koyabu, M., **13-0139**
 Koyama, I., **10-0252**
 Koyama, K., **15-1642, 19-0605**
 Koyanagi, M., **16-2044**
 Koyano, M., **16-0565**
 Koyano, T., **15-1536**
 Koyasu, K., **19-0923**
 Koyunçu, D., **19-0855**
 Koz'min, A.S., **04-0437, 10-0762, 15-0010, 15-1572, 15-1580**
 Kozaki, T., **10-0020**
 Kozhevnikov, I.V., **10-0424, 11-0418, 13-0361**
 Kozhushko, B.N., **16-1309**
 Kozhushkov, S.I., **04-0339, 10-1598, 12-0744, 18-0087, 18-0528**
 Koziar, J.C., **07-0005**
 Kozira, A., **10-0907, 10-1020, 19-1275**
 Kozikowski, A.P., **10-1089**
 Kozima, K., **03-0051**
 Kozima, S., **11-0357**
 Koziski, K.A., **13-0098**
 Kozlikovskii, Ya.B., **11-0351**
 Kozlov, V.A., **11-0632**
 Kozlov, V.V., **13-0246**
 Kozlowski, J., **10-1540, 15-1075**
 Kozlowski, J.A., **10-1332, 10-1353, 10-1355, 12-0560, 12-05, 15-1076**
 Kozlowski, M.C., **16-0692**
 Kozmin, A.S., **10-0763**
 Kozmin, S.A., **10-0692, 15-0826, 18-0757**
 Kozuka, S., **14-0045, 14-0438, 19-1604**
 Kočevár, M., **16-1684, 16-1708**
 Kočovský, P., **10-1471, 16-0756, 16-0757, 16-0760, 19-1141**
 Kořsov, A.I., **02-0379**
 Kraakman, P.A., **02-0062, 15-2282**
 Kraeutler, B., **12-0658, 14-0416**
 Krafczyk, R., **12-0365**
 Krafft, M.E., **10-1462, 15-1415, 15-1416, 15-1428, 15-1430, 15-1439, 15-1451, 15-1464, 19-0217, 19-1360**
 Krafft, T.E., **14-0423**
 Kraft, L., **19-0325**
 Kraft, S., **18-0800**
 Kraka, E., **04-0402, 04-0416, 04-0420**
 Krakauer, H., **19-0001**
 Krakowiak, K.E., **03-0101**
 Kralj, P., **11-0304**
 Kramaf, J., **12-0395**
 Kramer, B.D., **15-2251**
 Kramer, G.M., **05-0015, 10-0182, 15-0132**
 Kramer, G.W., **16-1820**
 Kramer, K.E., **18-0367**
 Kramer, P.A., **12-0053**
 Krämer, T., **16-1207**
 Kramps, L., **15-1810**
 Krane, J., **03-0106, 04-0329**
 Kranich, R., **10-1630**
 Krantz, A., **02-0212**
 Krapcho, A.P., **10-0208, 12-0325, 12-0654, 15-2285, 16-2040, 17-0415, 18-0020**
 Krasik, P., **16-1684**
 Krasna, A.I., **15-0455**
 Krasnaya, Zh.A., **10-1476**
 Krass, N., **11-0535**
 Kratzer, O., **16-1265**
 Kraus, G.A., **10-0043, 10-0322, 10-1287, 10-1390, 15-1000, 15-1230, 15-1372, 15-1925, 15-2045, 19-0055, 19-1468**
 Kraus, K.W., **16-0956, 16-1929**
 Kraus, M., **17-0176**
 Kraus, M.A., **16-1817**
 Kraus, W., **19-1338**
 Krause, H., **10-1330, 13-0311**
 Krause, N., **10-1429, 10-1767, 15-0365, 15-1026, 15-1170**
 Krause, P., **10-0150**
 Krause, R.A., **04-0434**
 Krause, V., **12-0646**
 Krauss, H., **12-0080**
 Krauss, H.J., **12-0080**
 Krauss, I.J., **15-1490**
 Krauss, S.R., **15-1170**
 Krayushkin, M.M., **11-0321**
 Krebs, A., **04-0471, 04-0473, 04-0474, 04-0475, 04-0477, 04-0501, 04-0517, 15-0086, 18-0204, 18-0701**
 Krebs, A.W., **02-0196**
 Krebs, O., **15-0991, 18-0487**
 Krebs, P.J., **14-0014**
 Kreevoy, M.M., **06-0006, 06-0022, 06-0024, 06-0026, 06-0028, 08-0102, 08-0118, 08-0137, 10-0352, 10-0524, 10-0532, 10-0534, 10-0535, 10-0571, 10-0637, 19-1487**
 Krefit III, A.F., **10-0228**
 Kreh, R.P., **19-0623**
 Kreider, E.M., **13-0773, 13-0775**
 Kreil, D.J., **18-0574**
 Kreile, J., **02-0215**
 Kreimerman, S., **10-1840, 10-1853, 15-1400**
 Kreiser, W., **19-0978**
 Kreiter, C.G., **02-0348**
 Kremer, K.A.M., **04-0143**
 Kremzow, D., **15-0366**
 Krepski, L., **16-1425**
 Krepski, L.R., **15-2178, 19-1709, 19-1719, 19-1725, 19-1727**
 Kresge, A., **08-0136, 08-0137**
 Kresge, A., **12-0083**
 Kresge, A.J., **12-0101, 02-0383, 02-0385, 02-0386, 02-0388, 02-0389, 02-0391, 02-0393, 02-0394, 06-0037, 06-0062, 06-0076, 06-0087, 06-0089, 08-0057, 08-0098, 08-0104, 08-0105, 08-0118, 10-0027, 10-0530, 10-0533, 10-0536, 10-0570, 10-0571, 10-0572, 10-0574, 11-0110, 12-0084, 12-0095, 12-0097, 12-0100, 12-0150, 15-0025, 15-0079, 15-0215, 15-0218, 15-0251, 16-1936**
 Kresge, A.R., **02-0384**

- Kresin, V.Z., **07-0043**
 Krespan, C.G., **15-2075**
 Kress, A., **02-0207**
 Kress, J., **16-1367, 18-0836**
 Kress, R.B., **04-0187**
 Kresze, G., **12-0223, 15-2122, 16-1378, 18-0708**
 Kretschmer, R.A., **14-0384**
 Kretzschmar, G., **17-0149**
 Kreuder, R., **16-1308**
 Kreutz, O.C., **19-1021**
 Krezeminski, M.P., **16-0699**
 Krichevtsova, T.I., **16-2170**
 Kricka, L.J., **15-2195, 15-2235**
 Krief, A., **10-0771, 10-0826, 10-1089, 10-1715, 12-0620, 15-1114, 15-1708, 16-0486, 17-0199, 17-0200, 17-0222, 18-0133, 18-0235, 19-0010, 19-0553, 19-0823, 19-1620**
 Krieg, H., **02-0282, 02-0284**
 Krieger, C., **02-0064, 02-0308, 03-0029, 04-0073, 08-0089, 08-0182, 08-0183, 08-0186**
 Krieger, J.K., **11-0073, 14-0378**
 Krieger, K.A., **19-0977**
 Krieger, P.E., **15-0253**
 Krimen, L.I., **16-2053**
 Krimer, M.Z., **15-0021**
 Krimm, H., **11-0386**
 Krimmer, H., **18-0227**
 Krimmer, H.-P., **15-0609**
 Krintel, S.L., **15-1277**
 Krische, M.J., **15-0817, 15-1970, 15-2175, 16-0701, 16-0704, 16-0720, 16-0722**
 Krishna, A.D., **11-0219**
 Krishna, G.R., **15-2007**
 Krishna, P.R., **10-0862, 10-1131, 16-0781, 17-0316**
 Krishnamurthy, D., **16-0640**
 Krishnamurthy, R., **14-0020**
 Krishnamurthy, S., **08-0179, 19-0874, 19-0877, 19-0882, 19-0886, 19-0888, 19-0889, 19-0903, 19-0949, 19-0994, 19-1068, 19-1292, 19-1293, 19-1379, 19-1399, 19-1490**
 Krishnamurthy, V., **12-0259, 14-0298**
 Krishnamurthy, V.V., **05-0083, 11-0133, 16-1294, 18-0073**
 Krishnamurti, R., **10-1132**
 Krishnaswamy, D., **19-1273**
 Krishnaveni, N., **10-0671**
 Krishnaveni, N.S., **10-0546, 19-0200**
 Krishtalik, L.I., **15-0540**
 Kristensen, J., **10-1632**
 Kristián, P., **16-1755**
 Kristiansen, P.O., **03-0106**
 Kristol, D.S., **07-0080**
 Kritchevsky, J., **15-0062**
 Krivokapic, A., **04-0392**
 Kriz Jr., G.S., **06-0073**
 Krogh, E.T., **02-0389**
 Krogh, J.A., **16-0118**
 Krogh-Jespersen, K., **02-0199, 02-0207, 05-0386, 05-0372**
 Krohn, K., **19-0267**
 Kröhnke, F., **12-0414**
 Krois, D., **16-0042**
 Krolkiewicz, K., **16-1655**
 Kroll, W.R., **18-0796**
 Kromhout, R.A., **03-0009**
 Krompiec, M., **15-0150**
 Krompiec, S., **15-0150**
 Kron, T.E., **03-0143**
 Kronenberg, W.J., **04-0306**
 Kroner, J., **02-0222**
 Krongauz, E.S., **19-0553**
 Kronja, O., **05-0097, 05-0098, 10-0134, 10-0142**
 Kroon, J., **03-0025, 03-0048**
 Kropp, P.J., **07-0054, 12-0080, 15-0167, 15-1730, 18-0535, 18-0860, 18-0863, 19-0758**
 Kroto, H.W., **02-0355**
 Krough-Jespersen, K., **18-0093**
 Kroutil, W., **19-1022**
 Krow, G., **04-0014, 04-0100**
 Krow, G.R., **18-0237, 18-0294, 18-0320, 18-0353, 18-0636**
 Krska, S.W., **15-0615**
 Krstulović, A.M., **04-0171**
 Krubiner, A., **19-1615**
 Kruck, P., **19-0326**
 Krueger, C.A., **16-1457**
 Krueger, S.M., **18-0480**
 Krüerke, U., **04-0502**
 Krug, C., **12-0333**
 Kruger, A.W., **04-0383, 12-0106**
 Kruger, J.E., **18-0023, 18-0026**
 Kruger, T.L., **08-0059, 08-0064, 18-0654**
 Krüger, C., **02-0326, 15-2431**
 Krüger, C.M., **15-1816**
 Krüger, H., **06-0052**
 Krüger, L., **19-0796**
 Kruizinga, W.H., **10-0695, 10-0709**
 Kruk, C., **08-0028**
 Krull, K.L., **08-0171**
 Krumpe, K.E., **12-0349**
 Krumper, J.R., **16-0947**
 Krupička, J., **17-0026**
 Kruppa, G.H., **05-0083**
 Kruse, C.G., **04-0092, 07-0120**
 Kruse, C.W., **15-0349**
 Kruse, L.I., **06-0015, 06-0017, 11-0060**
 Kruse, R.B., **15-0048**
 Krusic, P.J., **05-0281**
 Kryger, L., **10-0005**
 Krygowski, T.M., **02-0068, 02-0092, 02-0188, 02-0092, 02-0112, 02-0137, 08-0174**
 Krylov, E.N., **11-0631**
 Kryshnal, G.V., **15-0992, 15-1011**
 Kryuchkova, L.V., **13-0256**
 Krzhizhevskii, A.M., **18-0046**
 Ku, A.T., **05-0032**
 Ku, A.Y., **18-0852**
 Ku, B., **16-0236**
 Ku, C.-K., **14-0334**
 Kuang, C., **14-0439, 17-0383**
 Kuang, K., **10-0112**
 Kuang, Y., **15-1690**
 Kuang, Y.-Q., **15-1690, 15-1706**
 Kuang, Y.-Y., **16-0342, 18-0798**
 Kuar, K.P., **10-0474**
 Kubánek, V., **19-0010**
 Kubler, D.G., **10-0530**
 Kubo, A., **04-0195**
 Kubo, M., **02-0274, 02-0326**
 Kubo, T., **11-0630**
 Kubo, Y., **19-0907**
 Kubota, A., **11-0252**
 Kubota, H., **04-0195, 11-0531, 15-2322, 18-0469, 18-0470**
 Kubota, K., **11-0169, 16-0303, 16-0762**
 Kubota, N., **15-0626, 19-1022**
 Kubota, S., **05-0284, 15-0968**
 Kubota, T., **19-1679**
 Kubota, Y., **13-0599, 13-0604, 13-0605, 13-0608**
 Kubu, M., **16-1116**
 Kubuto, C., **10-1454**
 Kucerovy, A., **12-0568**
 Kuchar, E.J., **15-1525**
 Kucher, R.V., **15-1735**
 Kucherov, V.F., **10-1476, 15-0106, 15-1011, 17-0003**
 Kuchitsu, K., **01-0074, 02-0030**
 Kuchitsu, K., **04-0317**
 Kuck, D., **04-0434**
 Kuck, V.J., **02-0235, 05-0342**
 Kuczowski, R.L., **01-0052, 19-0345, 19-0359, 19-0371, 19-0376, 19-0377, 19-0378, 19-0379, 19-0382**
 Kudian, A.K., **01-0039**
 Kudo, K., **13-0613, 18-0129**
 Kudo, T., **11-0332, 15-0555, 15-0556, 16-0545, 19-1079, 19-1080, 19-1081**
 Kudo, Y., **19-1369**

- Kudoh, M., **12-0326**
 Kudryavtsev, R.V., **18-0888**
 Kuebart, F., **02-0277**
 Kuebrich, J.P., **16-1494**
 Kuehne, M.E., **04-0131**,
10-1674, **10-1679**, **14-0257**,
15-2350, **19-1487**
 Kuethe, J.T., **09-0105**
 Kugatova-Shemyakina, G.P.,
04-0264
 Kuhla, D.E., **15-2116**
 Kühle, E., **14-0273**, **15-1601**
 Kuhler, J.L., **16-0423**
 Kuhlman, M.L., **19-1302**,
19-1671
 Kuhlmann, D., **14-0377**
 Kuhlmann, H., **15-1346**,
15-1368, **16-0724**, **16-1497**
 Kuhlmann, K.F., **11-0154**
 Kuhn, A., **05-0407**
 Kuhn, C., **12-0103**
 Kuhn, H.J., **14-0227**, **14-0241**
 Kuhn, S.J., **11-0138**, **11-0013**,
11-0025, **11-0026**, **11-0027**,
11-0319, **11-0347**, **11-0458**,
11-0490, **16-1884**, **16-1885**
 Kühn, T., **18-0361**
 Kühnau, D., **10-0949**
 Kühne, H., **19-0386**
 Kuhnén, F., **14-0433**
 Kuhnert, N., **07-0113**, **15-0962**,
15-1175
 Kuipers, H.P.C.E., **15-1798**
 Kuivila, H.G., **12-0631**,
19-1001, **19-1100**, **19-1307**,
19-1346
 Kükenhöhnner, T., **16-0684**
 Kukes, S., **06-0026**
 Kuki, A., **10-1595**
 Kukolja, S., **10-0987**
 Kukreja, G., **19-1169**
 Kukuhara, T., **10-1045**
 Kukui, Y., **10-1849**
 Kukushkin, V.Yu., **19-1602**
 Kul'bovskaia, N.K., **15-0049**,
15-0295
 Kulak, A.N., **15-0236**
 Kulawiec, R.J., **12-0081**
 Kulczycki Jr., A., **15-2313**
 Kulenovic, S.T., **12-0177**
 Kulganek, V.V., **15-0992**,
15-1011
 Kulicke, K.J., **05-0177**
 Kulik, N.I., **10-0033**
 Kulik, N.I., **10-0406**
 Kulinkovich, O.G., **10-1496**,
10-1670, **11-0483**
 Kulkarni, M.G., **19-0136**
 Kulkarni, S.J., **11-0248**,
11-0256, **11-0289**, **16-1672**
 Kulkarni, S.R., **16-0178**
 Kulkarni, S.U., **10-1114**,
15-0644, **15-0658**, **15-0659**,
15-0666, **15-06**, **18-0444**,
18-0448
 Kulp, S.S., **19-0450**
 Kumada, M., **10-0688**, **10-1250**,
10-1302, **10-1303**, **10-1304**,
10-1533, **12-0035**
 Kumadaki, I., **10-0512**,
15-2260, **18-0649**
 Kumagai, N., **15-0994**, **16-0898**,
16-1044, **19-1677**
 Kumagai, T., **07-0058**
 Kumai, S., **18-0011**
 Kumamoto, T., **10-0950**
 Kumar, D.K., **12-0732**
 Kumar, A., **13-0017**, **13-0105**,
15-1763, **16-0777**, **18-0344**,
19-0072
 Kumar, B.A., **16-2153**
 Kumar, C.V., **14-0395**, **15-2254**
 Kumar, D., **14-0079**, **16-0244**,
18-0492, **19-0033**
 Kumar, G., **12-0708**
 Kumar, G.A., **03-0040**
 Kumar, G.D.K., **10-0959**
 Kumar, G.M., **10-0963**,
10-1574, **11-0195**, **16-1476**
 Kumar, H.M.S., **18-0608**,
10-0865, **15-1004**, **16-0324**,
16-0930, **16-1175**, **16-1374**,
17-0439, **18-0301**, **18-0662**
 Kumar, J.S.D., **15-1295**,
19-1217
 Kumar, K.A., **16-1768**
 Kumar, K.S.R., **15-0193**
 Kumar, M.P., **10-1537**, **18-0152**,
16-1747, **17-0439**, **19-1117**
 Kumar, N.S., **04-0160**
 Kumar, P., **15-0298**, **19-0077**
 Kumar, R., **09-0102**, **13-0713**,
14-0357
 Kumar, R.K., **15-1674**
 Kumar, S., **16-0271**, **16-0590**,
16-0592
 Kumar, S.P., **11-0435**
 Kumar, V., **16-0235**, **16-0592**
 Kumar, V.A., **16-0007**
 Kumaragurubaran, N., **12-0146**,
16-0384, **16-0807**
 Kumaran, G., **17-0150**
 Kumareswaran, R., **15-2007**,
16-1617, **19-0595**
 Kumarev, V.P., **11-0583**
 Kumata, Y., **04-0011**
 Kume, A., **11-0644**
 Kümin, A., **12-0035**
 Kumli, K.F., **16-1304**
 Kümmerlin, M., **04-0386**
 Kumobayashi, H., **14-0246**,
15-0611, **19-1027**, **19-1027**
 Kumps, L., **16-1239**
 Kunai, A., **10-1126**, **10-1418**,
10-1443, **14-0200**, **14-0204**,
19-0635
 Kunda, S.A., **12-0496**
 Kündig, E.P., **15-2446**
 Kundu, A., **16-1369**
 Kundu, M.K., **16-0775**, **19-1042**
 Kundu, N.G., **10-1780**, **13-0387**,
16-1915, **18-0040**
 Kunerth, D.C., **10-0693**,
13-0103
 Kunesch, E., **12-0654**
 Kunesch, N., **10-1521**
 Kung, D.W., **10-1659**
 Kung, L.-R., **15-1100**
 Küng, W., **18-0051**
 Kunieda, T., **19-1049**
 Kumii, H., **15-0122**
 Kunin, A.J., **12-0742**
 Kunisada, H., **10-1328**
 Kunishima, M., **10-0846**,
16-0608, **18-0732**,
19-1578
 Kunitake, K., **12-0547**
 Kuniyasu, H., **10-1294**,
10-1303, **12-0754**, **15-0309**,
15-0312
 Kunng, F., **19-1374**
 Kunsenko, B.V., **16-0448**
 Kuntz, K.W., **16-1457**
 Kunwar, A.C., **15-2252**
 Kunz, H., **15-1146**, **16-2133**
 Kunz, K., **13-0119**
 Kunzer, A., **12-0308**
 Künzer, H., **15-2078**
 Kuo, H., **12-0498**
 Kuo, M., **10-0294**
 Kuo, S.C., **16-0289**
 Kuo, Y., **16-2038**
 Kuok, M., **04-0292**
 Kupchan, S.M., **14-0335**
 Kupczyk-Subotkowska, L.,
18-0656, **18-0658**
 Kurabayashi, K., **18-0640**
 Kurabayashi, S., **10-0313**
 Kurahashi, N., **10-0886**
 Kuramitsu, T., **15-2405**
 Kurashima, F., **19-0689**
 Kurata, K., **19-1543**
 Kurata, T., **15-1217**
 Kurata, Y., **13-0218**
 Kurchan, A.N., **10-0813**
 Kurdistani, S.K., **03-0172**
 Kurek, J.T., **15-0187**, **15-0260**,
16-2059
 Kuresky, R.I., **15-1830**
 Kuribayashi, M., **16-1102**

- Kurihara, A., **10-1829, 16-0364, 16-0364**
 Kurihara, H., **15-2009**
 Kurihara, K., **10-1306**
 Kurihara, M., **12-0318, 16-0151, 16-1089**
 Kurihara, T., **13-0738, 16-1425, 16-1459, 16-1655**
 Kurimoto, M., **10-1815**
 Kurita, J., **16-1914**
 Kurita, K., **16-1758**
 Kurita, Y., **04-0075, 16-0923**
 Kuriyama, M., **15-1125, 16-0894, 16-0908**
 Kuriyama, Y., **07-0022**
 Kurland, R.J., **05-0088**
 Kuroboshi, M., **10-1198, 10-1207, 13-0297, 15-1543, 16-0670**
 Kuroda, K., **15-2152**
 Kuroda, M., **13-0328**
 Kuroda, S., **02-0296, 02-0303, 02-0304, 02-0306, 02-0328, 15-0849**
 Kuroda, T., **16-0565, 16-1121**
 Kuroda, Y., **03-0078, 03-0174, 11-0630**
 Kurokawa, T., **15-0528**
 Kuroki, T., **10-0828**
 Kuroki, Y., **16-0761**
 Kurono, N., **13-0436**
 Kurosa, M., **16-0623**
 Kurosawa, H., **11-0323, 12-0754, 15-0802**
 Kurosawa, K., **11-0487, 15-2154**
 Kurosawa, S., **15-0176**
 Kuroyanagi, M., **19-0999**
 Kurozumi, S., **12-0253, 14-0359**
 Kurreck, H., **05-0208, 07-0004**
 Kursanov, D.N., **02-0159, 02-0203, 10-1382, 15-0401, 15-0471, 15-0514, 15-0717, 15-2310, 16-0182, 19-1360, 19-1450, 19-1454**
 Kürshner, U., **02-0326**
 Kurt, R., **15-2040**
 Kurth, M., **15-2063**
 Kurth, M.J., **10-1590, 14-0312, 17-0263, 19-1033**
 Kurth, T.L., **02-0219**
 Kurts, A.L., **10-0478, 10-0484, 10-0488, 10-0489, 10-0490, 10-0769, 10-1087**
 Kurtz, K.C.M., **10-0997**
 Kurukulasuriya, R., **16-1634**
 Kurumizawa, S., **15-1590**
 Kurushima, H., **15-1130**
 Kurusu, T., **16-2149**
 Kurusu, Y., **10-0885, 16-0495, 16-0620, 16-0635**
 Kurz, J.L., **05-0378, 08-0107, 10-0499, 10-0499**
 Kurz, L.C., **10-0499**
 Kurzawa, J., **17-0046**
 Kurzer, F., **16-2067**
 Kusabayashi, S., **10-0220, 10-1313, 15-1941, 19-0371, 19-1339**
 Kusaka, C., **19-1578**
 Kusakabe, M., **04-0193**
 Kusaki, I., **16-1618**
 Kusakin, M.S., **16-1855**
 Kusama, H., **15-0903**
 Kusano, K., **13-0615**
 Kusche, A., **18-0735**
 Kushino, Y., **10-1852**
 Kustanovich, Z., **04-0170**
 Kusuda, K., **19-1358, 19-1418**
 Kusui, K., **19-1093**
 Kusumoto, H., **03-0060**
 Kusumoto, T., **10-1089**
 Kutateladze, A.G., **10-0813, 15-1202, 15-1850, 16-2086**
 Kutchan, T.M., **18-0569**
 Kutepov, N.V., **15-1378, 15-2362**
 Kutney, G.W., **01-0009**
 Kutsuwa, E., **12-0433**
 Kutyrev, A.A., **15-0039**
 Kutyrev, G.A., **16-0213**
 Kutzelnigg, W., **02-0013**
 Kuwabara, S., **15-0823**
 Kuwabara, T., **14-0246, 19-0570**
 Kuwabe, S.-i., **13-0124**
 Kuwajima, I., **10-1358, 10-1589, 10-1650, 15-0971, 15-0989, 15-1066, 16-0498, 16-0581, 16-1016, 16-1168, 16-1195, 19-0479**
 Kuwamura, T., **10-0274**
 Kuwano, R., **10-1466, 13-0179, 15-0333, 15-0528**
 Kuwata, K.T., **15-0967**
 Kuwjima, I., **13-0595**
 Kuyper, L.F., **05-0130**
 Kuz'min, S.V., **19-1548**
 Kuz'min, V.A., **05-0304, 05-0312, 07-0007**
 Kuzmanova, R.B., **09-0023**
 Kuznetsov, D.V., **14-0128**
 Kuznetsov, L.L., **12-0710**
 Kuznetsov, M.A., **05-0396**
 Kuznetsova, T.S., **10-1598**
 Kvaran, A., **04-0371**
 Kveseth, K., **04-0283**
 Kvičala, J., **10-1046**
 Kwa, T.L., **10-1218**
 Kwak, J., **18-0788**
 Kwak, K.H., **10-1029**
 Kwan, T., **04-0174**
 Kwart, H., **02-0085, 06-0059, 06-0064, 08-0233, 10-0060, 12-0168, 14-0086, 15-0549, 15-1732, 15-2086, 16-1481, 16-1485, 16-2049, 17-0014, 17-0031, 17-0064, 17-0072, 17-0074, 17-0495, 18-0696, 18-0697, 18-0746, 18-0750, 19-0249**
 Kwart, H.K., **06-0043**
 Kwart, L.D., **14-0086, 15-1724**
 Kwast, A., **13-0671, 16-1225**
 Kwiatek, J., **15-0417**
 Kwiatkowski, D., **16-0632**
 Kwiatkowski, G.T., **10-0133, 16-1316, 16-1317**
 Kwitowski, P.T., **15-2197**
 Kwok, F.C., **02-0402**
 Kwok, W.K., **17-0056**
 Kwon, D.W., **10-0735, 10-1156, 16-0554**
 Kwon, H.B., **10-1411**
 Kwon, H.S., **13-0331**
 Kwon, J.S., **16-0605**
 Kwon, K.M., **03-0123**
 Kwon, O.O., **19-1109, 19-1113, 19-1183**
 Kwon, S., **10-1659**
 Kwon, S.S., **19-1114**
 Kwon, T.W., **15-1106, 16-1174, 16-1272**
 Kwong, F.Y., **13-0138, 13-0202, 13-0242**
 Kwong, H., **15-1691**
 Kwong, H.-L., **15-1693, 15-1696, 15-1704, 15-1903, 19-0534**
 Kyba, E.B., **04-0163**
 Kyba, E.P., **05-0406, 18-0283**
 Kyler, K.S., **10-1610, 14-0385, 19-1422**
 Kyoda, M., **15-1337**
 Kyong, J.B., **10-0060**
 Kyrtopoulos, S.A., **12-0702**
 Kyte, B., **18-0362**
 Kyung, S., **16-0677, 16-0679**
 Kyung, S.H., **16-0519**
 Kyushin, S., **05-0245**
 L'Abbé, G., **05-0404**
 L'Ecuyer, P., **13-0758**
 L'Hereux, A., **13-0213**
 L'Hermine, G., **15-0111**
 L'Hermite, N., **13-0325**
 L'Heureux, A., **07-0120**
 La Belle, B.E., **19-0900**
 La Chapelle, E., **11-0257**
 La Londe, R.T., **14-0417**

- La Rochelle, L.K., **16-0688**
 La Rosa, C., **10-0992**
 la Cour, T.V., **15-0751**
 la Zerda, J., **10-0610**
 La, B., **19-1017**
 La, D.S., **18-0780, 18-0792**
 Laali, K., **08-0019, 10-0391, 11-0022, 11-0487, 18-0035**
 Laali, K.K., **11-0022, 11-0119, 11-0147, 19-0529**
 Laan, J.A.M., **11-0351, 19-0057, 19-0352**
 Laane, J., **04-0352**
 Laane, R.W.P.M., **15-1806**
 Laarhoven, W.H., **04-0067, 04-0069, 18-0471, 18-0512, 18-0515, 18-0518**
 Laba, V.I., **15-0049, 15-0295**
 Labadie, J., **16-0363, 16-1746**
 Labadie, J.W., **12-0279, 16-1904**
 Labadie, S.S., **10-1824, 16-1016, 16-2176**
 Labano, S., **15-1136**
 Labar, D., **18-0133**
 Labastida, V., **04-0327**
 Labaudiniere, R., **10-0789**
 Labeish, N.N., **15-1611**
 Labelle, M., **16-1834**
 Labertrande, J., **10-0229**
 Labiad, B., **16-1644, 16-1718**
 Labinger, J.A., **15-0706**
 Labo, A.M., **15-1891**
 Laboureur, J.L., **18-0133, 18-0235**
 Labrouillère, M., **10-1092**
 Labunskaya, V.I., **15-2199, 18-0500**
 Lacey, R.N., **16-1598**
 Lachance, A., **12-0653**
 Lachance, H., **16-0699, 16-0705**
 Lacher, B., **14-0434**
 Lachhein, S., **15-0091, 15-1214**
 Lachkar, A., **08-0090**
 Lack, R.E., **15-0124**
 LaCount, R.B., **16-1265**
 Lacourt, A., **15-1578**
 Lacroix, T., **10-0913**
 Ladenheim, H., **16-1584**
 Ladjama, D., **12-0315**
 Laemmle, J., **16-0523, 16-0524, 16-0525, 16-0526**
 Laemmle, J.T., **04-0138, 16-0005**
 Laera, S., **13-0399**
 Laferrriere, M., **05-0113**
 Lafferty, W.J., **01-0052**
 Laffitte, J., **17-0349**
 Lafont, F., **13-0525**
 Lafontaine, J.A., **10-1640**
 Laganis, E.D., **02-0151, 15-1785**
 Lago, J.M., **16-1664**
 Lagow, R., **12-0585**
 Lagow, R.J., **14-0130**
 Lagow, R.L., **05-0152**
 Lagowski, J.M., **13-0072, 19-0777, 19-1544**
 Lahav, M., **04-0102, 04-0188**
 Lahiri, K., **13-0474**
 Lahmann, M., **10-1123**
 Lahoti, R.J., **11-0237**
 Lahousse, F., **15-2182, 15-2222, 17-0358, 19-0840**
 Lahrache, H., **15-0930**
 Lahti, M., **10-0534**
 Lahti, M.O., **10-0536**
 Lahti, P.M., **05-0293**
 Lahuerta, P., **15-2304**
 Lai, C., **14-0204**
 Lai, C.W., **13-0242**
 Lai, G., **16-0335, 18-0693**
 Lai, H.-C., **10-0881**
 Lai, J.-Y., **10-0795**
 Lai, J.T., **16-0269**
 Lai, S., **16-1138**
 Lai, Y., **02-0125, 10-1501, 12-0580, 12-0602, 19-1658, 19-1710**
 Lai, Y.H., **02-0280**
 Lai, Z., **06-0085, 10-0414**
 Laicher, F., **10-1456**
 Laidig, K., **15-0143**
 Laidig, K.E., **04-0278, 08-0193, 10-0201**
 Laidlaw, G.M., **04-0508**
 Laidler, D.A., **03-0101**
 Laidler, K.J., **01-0095, 06-0005, 06-0047**
 Lail, M., **15-0925**
 Laila, A.H., **12-0039**
 Laine, R.M., **15-0436, 19-0288**
 Laing, M., **01-0086**
 Laishchev, I.P., **13-0377, 13-0391**
 Laity, J.L., **02-0100**
 Lajis, N. Hj., **16-0512**
 LaJohn, L.A., **05-0120**
 Lajunen, M., **10-0178, 10-0574, 10-0632**
 Lake, F., **16-0687**
 Lake, J.F., **15-1322**
 Lakhvich, F.A., **19-1446**
 Lakminarayana, B., **19-1268**
 Lakouraj, M., **16-1615**
 Lakouraj, M.M., **16-0053, 16-0245, 16-1629, 10-0897**
 Lakritz, J., **18-0284**
 Lakshmaiah, G., **10-1216**
 Lakshmi, A.B., **15-2252**
 Lakshminarayana, V., **16-0077, 16-1580**
 Lal, G.S., **12-0440**
 Lal, J., **18-0825**
 LaLancette, E.A., **02-0255**
 Lalancette, J.M., **12-0653**
 Lalić, G., **10-1562**
 Lallemand, J.Y., **10-1689**
 Laloz, L., **13-0080**
 Laloi, M., **10-0368**
 Laloi-Diard, M., **10-0366**
 LaLonde, R.T., **04-0256, 15-0134, 16-1870**
 Lam, B., **10-0191**
 Lam, C., **16-0034**
 Lam, C.H., **14-0402, 19-1581**
 Lam, H., **10-0690**
 Lam, H.W., **15-1247, 16-1161**
 Lam, J.N., **12-0404**
 Lam, K.H., **15-1844**
 Lam, L.K.M., **10-0057, 10-0279, 10-0280**
 Lam, P.Y.S., **13-0209, 13-0231**
 LaMaire, S.J., **15-0708**
 Lamarque, L., **15-0999, 15-1923**
 Lamartine, R., **03-0125**
 LaMattina, J.L., **19-1212**
 Lamaty, G., **06-0080, 10-0084, 10-0148, 10-0537, 12-0095, 16-0228, 19-0247, 19-0951, 19-1060**
 Lamb, J.D., **03-0105**
 Lamb, J.T., **10-0138**
 Lambert, A., **18-0359**
 Lambert, C., **08-0110**
 Lambert, D., **19-1796**
 Lambert, D.M., **19-1791**
 Lambert, G.J., **14-0378**
 Lambert, J.B., **01-0087, 02-0206, 02-0374, 04-0033, 04-0349, 04-0353, 04-0354, 05-0028, 05-0057, 05-0339, 10-0112, 10-0136, 10-0141, 10-0147, 10-0179, 10-0279, 15-0139, 15-2282, 15-2316, 18-0613**
 Lambert, J.L., **05-0126**
 Lamberti, V., **16-1650**
 Lambrechts, H.J.A., **08-0029, 11-0204**
 Lamidey, A.-M., **10-0952**
 Lamm, B., **10-1591**
 Lammner, O., **17-0414**
 Lammert, S.R., **10-0987**
 Lammertsma, K., **02-0419, 02-0422, 05-0002, 11-0208, 15-2072**
 Lammiman, S.A., **16-0192**
 Lamoreaux, M.J., **15-1840**

- Lamothe, S., **10-1600**
 Lamoureux, C., **19-1220**
 Lampariello, L.R., **07-0123**
 Lampe, J., **16-1014**
 Lampman, G.M., **04-0435, 10-1235**
 Lamrani, M., **16-0566**
 Lämsä, M., **03-0170**
 Lamson, D.W., **10-1315, 19-1750**
 Lamy-Pitara, E., **15-0424**
 Lan, J.-B., **13-0206**
 Lana, J.C.A., **16-1777**
 Lancaster, N.L., **11-0130**
 Lancelot, C.J., **10-0057, 10-0158, 10-0162, 10-0164, 10-0279, 10-0280**
 Lancelot, L.A., **10-0153**
 Land, D.P., **19-0016**
 Landau, R.L., **05-0218, 10-1314, 12-0627**
 Landau, R.N., **15-0434**
 Landell, R.G.M., **13-0034**
 Lander Jr., S.W., **15-1932**
 Landers, J.P., **14-0118**
 Landesberg, J.M., **03-0092**
 Landesman, H., **10-1674, 10-1678**
 Landgrebe, J.A., **10-0317, 12-0017**
 Landgrebe, K., **15-1925**
 Landini, D., **10-0305, 10-0347, 10-0453, 10-0456, 10-0951, 10-0983, 10-1065, 10-1116, 13-0324, 15-0173, 17-0369, 19-0104, 19-1250**
 Landino, J.P., **15-0022**
 Landis, C.A., **15-2394, 18-0490**
 Landis, M.E., **15-2161, 15-2257**
 Landis, P.S., **17-0125, 18-0874**
 Landis, P.S., **18-0878**
 Landmesser, N.G., **18-0239**
 Lando, V.R., **13-0297, 13-0444, 13-0475**
 Landon, S.J., **16-1309**
 Landor, P.D., **17-0378**
 Landor, S.R., **04-0064, 15-0106, 15-0109, 15-1553, 15-1802, 15-1994, 15-2183, 15-2284, 15-2284, 17-0378**
 Landré, P.D., **15-0957**
 Landry, S.R., **15-1281**
 Lane, A.G., **19-0354**
 Lane, B.S., **13-0504, 15-1741**
 Lane, C.A., **16-1556**
 Lane, C.F., **12-0013, 12-0488, 15-0635, 15-0689, 16-0361, 18-0429, 19-0882, 19-0889, 19-0994, 19-1151**
 Lane, G.C., **04-0124**
 Lane, J.F., **18-0266**
 Laneman, S., **13-0238**
 Lang, D., **15-2001, 15-2096**
 Lang, E.S., **19-1425**
 Lang, F., **10-0624**
 Lang, J., **15-0609**
 Lang, K., **19-0858**
 Lang, R.W., **12-0134**
 Láng, K.L., **10-0376**
 Lang-Anderson, M.M.S., **15-0887**
 Langa, F., **07-0112, 07-0121, 15-2022, 16-1174, 18-0322, 18-0858**
 Lange, B.C., **05-0127, 05-0189, 05-0190, 10-0341, 10-0484, 12-0420**
 Lange, G., **05-0151**
 Lange, G.L., **19-0387**
 Lange, H., **04-0249, 04-0490, 18-0631**
 Lange, J.H.M., **07-0120**
 Lange, U.E.W., **19-1133**
 Langemann, A., **12-0028**
 Langemann, K., **18-0772, 18-0797**
 Langensee, P., **02-0254**
 Langer Jr., A.W., **12-0392**
 Langer, F., **15-1143**
 Langer, P., **16-1105**
 Langer, V., **04-0054**
 Langford, M.M., **11-0120**
 Langhals, E., **10-1616, 15-1952**
 Langhals, H., **10-0428, 10-1616**
 Langille, J.D., **16-0305**
 Langille, N.F., **10-0564**
 Langkopf, E., **15-2435, 18-0575**
 Langle, S., **10-1419**
 Langler, R.F., **02-0192, 19-1609**
 Langlet, J., **15-2105**
 Langlois, B.R., **11-0484**
 Langlois, D.P., **10-0397**
 Langlois, N., **19-0479**
 Langlois, Y., **15-2146, 19-0479**
 Langshaw, J., **14-0097**
 Langstrom, B., **09-0108**
 Lankamp, H., **05-0231**
 Lankin, D.C., **19-0266**
 Lanneau, G.F., **19-1099, 19-1105**
 Lannonn, M.I., **15-2119**
 Lannou, M.-I., **16-1987, 19-1648**
 Lansbury, P.T., **05-0411, 18-0328, 18-0411, 18-0414, 19-0942**
 Lansinger, J.M., **16-0443**
 Lansky, A., **16-1823**
 Lanter, J.C., **18-0128**
 Lanz, K., **02-0164**
 Lanz, M., **19-1498, 19-1499**
 Lapachev, V.V., **02-0420**
 Lapekas, S.P., **16-1803**
 Lapenué, M., **10-1794**
 Lapeva, T., **18-0814**
 Lapidus, A.L., **10-1851, 15-1375, 16-0842**
 Lapin, Yu.A., **15-1850**
 Laportere, A., **07-0114, 11-0220, 15-0964, 16-1091, 16-2029, 19-1318**
 Lapouyade, R., **10-1794**
 Lappert, M.F., **12-0448, 12-0466, 16-1496, 18-0837**
 Lapworth, A., **16-1495**
 Laramay, S., **10-0322**
 Larchar, A.W., **16-0205**
 Larcheveque, M., **12-0693, 19-0478**
 Larchevêque, M., **10-1542, 15-0467, 15-1092, 16-2152, 17-0448, 18-0692**
 Lardelli, G., **16-1650**
 Lardicci, L., **15-0363, 16-1925, 17-0375, 17-0376, 19-1121**
 Large, J.M., **15-1254**
 Large, R., **14-0290**
 Large, S.E., **10-1453**
 Larhed, M., **07-0116, 07-0117, 07-0118, 10-0754, 11-0513, 12-0263, 12-0264, 12-0286, 13-0373, 13-0375, 13-0385, 13-0392, 13-0413, 13-0415, 13-0602**
 Larichev, V.S., **16-1444**
 Lariouov, O.V., **12-0744**
 Larkin, D.R., **19-0701**
 Larksarp, C., **16-0187**
 Larkworthy, L.F., **13-0696**
 Laroche, C., **15-0881**
 Laroche, P., **18-0509**
 LaRochelle, R., **18-0727**
 Larock, R.C., **10-0231, 10-0586, 10-0648, 10-0693, 10-0937, 10-0947, 10-1037, 10-1056, 10-1059, 10-1219, 10-1237, 10-1266, 10-1267, 10-1297, 10-1335, 10-1377, 10-1518, 10-1545, 10-1556, 10-1579, 10-1596, 10-1599, 10-1610, 10-1611, 10-1612, 10-1623, 10-1656, 10-1666, 10-1691, 10-1695, 10-1732, 10-1832, 11-0224, 11-0409, 11-0417, 11-0441, 11-0458, 11-0532, 11-0621, 12-0056, 12-0110, 12-0172, 12-0238, 12-0312, 12-0324, 12-0475, 12-0482, 12-0483, 12-0527, 12-0530, 12-0539, 12-0559, 12-0652,**

- Larock, R.C., (*Continued*)
 12-0690, 13-0197, 13-0250,
 13-0278, 13-0361, 13-0363,
 13-0368, 13-0378, 13-0389,
 13-0421, 13-0422, 13-0464,
 13-0612, 13-0621, 13-0624,
 13-0656, 14-0124, 14-0207,
 14-0248, 14-0251, 14-0369,
 14-0381, 14-0382, 14-0382,
 14-0384, 14-0389, 14-0389,
 14-0401, 14-0429, 15-0165,
 15-0186, 15-0189, 15-0206,
 15-0206, 15-0228, 15-0258,
 15-0263, 15-0274,
 15-0276, 15-0282, 15-0358,
 15-0370, 15-0387, 15-0399,
 15-0442, 15-0504, 15-0560,
 15-0573, 15-0602, 15-0639,
 15-0919, 15-0947, 15-0960,
 15-1054, 15-1063, 15-1066,
 15-1078, 15-1090, 15-1193,
 15-1197, 15-1363, 15-1408,
 15-1510, 15-1555, 15-1571,
 15-1581, 15-1584, 15-1655,
 15-1725, 15-1854, 15-1980,
 15-2166, 15-2261, 15-2270,
 15-2271, 15-2362, 15-2363,
 15-2395, 15-2396, 15-2396,
 15-2396, 15-2397, 16-0121,
 16-0126, 16-0158, 16-0350,
 16-0438, 16-0478, 16-0496,
 16-0584, 16-0870, 16-0964,
 16-1064, 16-1076, 16-1187,
 16-1232, 16-1255, 16-1283,
 16-1288, 16-1375, 16-1462,
 16-1488, 16-1519, 16-1576,
 16-1619, 16-1631, 16-1648,
 16-1678, 16-1702, 16-1715,
 16-1800, 16-1824, 16-1853,
 16-1878, 16-1882, 16-1900,
 16-1939, 16-2005, 16-2094,
 17-0153, 17-0196, 17-0206,
 17-0238, 17-0293, 17-0302,
 17-0312, 17-0330, 17-0370,
 17-0393, 17-0423, 17-0469,
 17-0473, 18-0142, 18-0159,
 18-0214, 18-0351, 18-0445,
 18-0600, 18-0730, 19-0024,
 19-0045, 19-0055, 19-0069,
 19-0109, 19-0313, 19-0318,
 19-0387, 19-0449, 19-0575,
 19-0638, 19-0657, 19-0669,
 19-0672, 19-0688, 19-0694,
 19-0708, 19-0891, 19-0912,
 19-0947, 19-1015, 19-1071,
 19-1084, 19-1099, 19-1105,
 19-1123, 19-1166, 19-1179,
 19-1196, 19-1234, 19-1256,
 19-1290, 19-1301, 19-1352,
 19-1372, 19-1381, 19-1392,
 19-1394, 19-1440, 19-1482,
 19-1486, 19-1562, 19-1580,
 19-1647, 19-1711, 19-1728,
 19-1768
- Larouche, D., 15-0911
- Larrahondo, J., 17-0494
- Larrosa, I., 16-1015
- Larsen, A.S., 09-0111
- Larsen, D.S., 15-0073, 15-1604
- Larsen, D.T., 17-0094
- Larsen, D.W., 15-0057
- Larsen, J., 15-0894, 19-0287
- Larsen, J.W., 05-0092, 10-0085,
 10-0430, 10-0444, 11-0111
- Larsen, R.D., 15-0440
- Larsen, S., 19-0475
- Larson, C.A., 10-0920
- Larson, E.G., 05-0339
- Larson, G.L., 06-0016, 10-1643,
 14-0171
- Larson, H.O., 10-1001,
 12-0207, 19-0640, 19-0763
- Larson, J.K., 10-1590, 16-2034
- Larson, J.W., 08-0146
- Larson, K.D., 19-0281
- Larson, S., 11-0298
- Larsson, E.M., 14-0252
- LaRue, M., 17-0343
- Lasemi, Z., 10-1082
- Lash, T.D., 03-0134
- Lashley, J.C., 19-0530
- Lashley, L.K., 14-0372
- Laskar, D.D., 10-0843, 16-0149,
 16-0234, 16-0882, 16-0927,
 16-1253, 16-1997, 19-1264
- Laskovics, F.M., 16-0040
- Lasne, M., 02-0412, 15-2086
- Lasne, M.-C., 16-0436,
 16-1765, 16-1925
- Lasne, M.C., 16-0263
- Laso, N.M., 15-1334
- Lasperas, M., 16-0527
- Lassaletta, J.-M., 19-0300
- Last, L.A., 18-0506
- Lastomirsky, R.R., 18-0367
- Laszlo, P., 01-0033, 06-0069,
 08-0146, 11-0141, 11-0142,
 11-0348, 15-1795, 16-1817,
 18-0183
- Lathan, W.A., 01-0052
- Lathioor, E.C., 07-0036
- Latif, N., 17-0224
- Latimore, M.C., 06-0064
- Latouche, R., 16-0411
- Latourette, H.K., 11-0443
- Lattanzi, A., 15-0232, 15-1741,
 19-0823
- Lattes, A., 10-1006, 15-0314,
 15-0327, 16-1021
- Latxague, L., 13-0077
- Latypov, S.K., 04-0108,
 04-0110
- Latypova, F.M., 10-1382
- Lau, C.D.H., 04-0405, 04-0407,
 04-0420
- Lau, C.J., 04-0189
- Lau, C.P., 16-0648
- Lau, J.C., 16-1234
- Lau, K.-C., 19-0746
- Lau, K.S.Y., 17-0328
- Lau, P.W.K., 16-1195
- Lau, T.-C., 19-0610, 19-0618
- Lau, W., 13-0662
- Lau, Y.K., 08-0222, 08-0223
- Laube, T., 02-0373, 05-0008,
 05-0083, 05-0127, 05-0192,
 10-0132, 10-0187, 16-0006
- Laue, P., 12-0480
- Lauens, M., 10-1534
- Lauenstein, O., 14-0142,
 14-0150
- Lauer, R.F., 12-0248, 17-0290,
 17-0293
- Lauer, W., 12-0646
- Lauer, W.M., 18-0705
- Laufer, A.H., 05-0334
- Laugal, J.A., 15-0550
- Laughlin, R.G., 05-0377
- Laughton, P.M., 06-0087
- Launay, J., 04-0136
- Laungani, A.Ch., 15-1137
- Lauransan, J., 03-0015
- Laureillard, J., 10-0083
- Laurence, C., 01-0051, 03-0015,
 08-0090, 08-0091, 08-0092,
 08-0093, 08-0094, 08-0095,
 09-0016, 10-0430
- Laurent, A., 12-0223, 12-0508,
 15-0115, 15-1545, 16-0954,
 18-0033, 18-0324, 19-1245
- Laurent, M., 10-0897
- Laurent, P., 10-1820
- Laurent, R., 07-0114
- Laurent-Robert, H., 16-1091
- Laurenti, D., 10-0886
- Laurenzo, K.S., 13-0680
- Lauria, E., 15-0243
- Laurie, V.W., 01-0038, 01-0052,
 04-0465, 08-0233
- Lauri, S., 11-0218
- Lautens, M., 10-0666, 10-1555,
 13-0441, 13-0608, 15-0858,
 15-0932, 15-0943, 15-2441,
 17-0233, 18-0783, 19-1386
- Lauterbach, H., 15-0014
- Laval, G., 12-0657
- Lavallée, P., 10-1089
- Lavanish, J.M., 04-0435
- Lavarez-Toledano, C., 19-0261
- Lavastre, O., 18-0773

- Lavenot, L., **13-0301**
 Lavie-Compin, G., **10-0925**
 Lavieri, F.P., **18-0860**
 Lavigne, A., **19-0279**
 LaVilla, J.A., **05-0386**
 Lavis, J.M., **12-0258**
 Lavlinskaia, N., **07-0116**
 Lavrov, V.I., **10-0661, 15-0250**
 Law, F.C.P., **18-0076**
 Law, K.S., **03-0072**
 Lawesson, S., **10-0910, 12-0438, 16-0211, 16-0212, 16-0220, 16-1252, 16-1807, 18-0696**
 Lawesson, S.-O., **16-0220**
 Lawler, M.J., **10-1468**
 Lawler, R.G., **05-0218, 05-0219, 05-0221, 05-0222, 10-1314, 10-1318, 10-1320, 12-0604, 12-0627, 12-0628**
 Lawlor, J.M., **15-0417**
 Lawrence, J.P., **18-0756**
 Lawrence, K.E., **12-0611**
 Lawrence, L.M., **12-0606**
 Lawrence, N.J., **10-1431, 16-1345**
 Lawrence, R.M., **04-0196**
 Lawrie, C.J., **15-2402**
 Lawrie, C.W., **16-1571**
 Lawrynowicz, W., **15-2275**
 Laws, A.P., **11-0112**
 Lawson, A.J., **11-0162**
 Lawson, D.D., **02-0135**
 Lawson, E.C., **19-0950**
 Lawson, J., **02-0295**
 Lawson, R.C., **05-0212**
 Lawton, B.T., **18-0886**
 Lawton, R.G., **02-0358, 10-0122**
 Laxman, E., **10-0560, 10-1138, 16-1781, 19-1267**
 Laxman, N., **10-1109, 16-1781**
 Laxmi, Y.R.S., **19-0893**
 Laye, P.G., **04-0234**
 Layek, S., **14-0440**
 Laynez, J., **08-0125, 08-0131**
 Layton, R.B., **15-1150, 15-1151**
 Lazar, L., **02-0429**
 Lazár, M., **14-0004**
 Lazár, M., **14-0005**
 Lazár, L., **02-0430**
 Lazareva, M.I., **14-0162, 19-0606**
 Lazaridis, N.V., **12-0160**
 Lazaris, A.Ya., **16-0139**
 Lazarus, M., **19-0547**
 Lazdins, I., **10-0062**
 Lazny, R., **16-0091, 16-1029**
 Lazzaroni, R., **11-0355**
 Le Bars, J., **13-0399**
 Le Berre, A., **15-0346**
 Le Bideau, F., **16-0469**
 Le Bigot, Y., **16-1324**
 Le Blanc, R., **13-0161**
 Le Blond, C., **19-1028**
 Le Blond, C.R., **13-0480**
 Le Borgne, J.F., **17-0448**
 Le Bris, A., **16-0346**
 Le Carpentier, J., **05-0063, 05-0075, 11-0424, 11-0454**
 Le Corre, M., **19-1490, 19-1509**
 Le Deit, H., **19-1509**
 Le Drian, C., **13-0521, 18-0037**
 Le Fave, G.M., **10-0510**
 Le Fevre, R.J.W., **03-0099, 04-0280**
 Le Gall, T., **16-1381**
 Le Gras, J., **15-2326**
 Le Guen, J., **11-0049**
 Le Hénaff, P., **16-0036**
 Le Maistre, J.W., **17-0444**
 Le Marrec, N., **16-0874**
 Le Maux, P., **15-2307**
 Le Merrer, Y., **16-1057**
 Le Moigne, F., **05-0214**
 Le Ny, G., **10-0208**
 Le Paih, J., **15-0813**
 Le Perchec, P., **15-0961, 18-0671**
 Le Questel, J.-Y., **08-0090**
 Le Roux, C., **11-0423**
 Le Tadic-Biadatti, M.-H., **05-0308**
 le Noble, W.J., **05-0099, 06-0051, 09-0087, 10-0063, 10-0081, 10-0178, 10-0476, 10-0, 10-0515, 15-0119, 15-2027, 16-0006, 17-0067, 19-1019, 19-1339**
 Le, J.C.D., **15-0604**
 Le, N.A., **15-2282**
 Le, V.T., **10-0557**
 Le, Z.-G., **10-0869, 10-1475, 16-1773**
 Lea, L., **10-1437**
 Leach, A.G., **15-0967, 15-0991, 15-1213, 15-2019, 16-1738, 18-0568, 18-0605**
 Leach, D.R., **14-0389**
 Leadbeater, N.E., **07-0118, 07-0119, 09-0117, 13-0260, 13-0277, 13-0298, 13-0482, 13-0493, 13-0529, 13-0541, 13-0546, 15-1741, 16-0774, 13-0271**
 Leader, H., **15-0498, 16-2160**
 Leahy, D.K., **10-0607, 10-1468, 10-1469, 10-1640**
 Leahy, J.W., **16-0772, 16-0777, 16-0797**
 Leake, W.W., **13-0572**
 Leal, J.M., **08-0118**
 Leal, S., **13-0401**
 Leandri, E., **11-0242**
 Leanna, M.R., **19-0195**
 Leardini, R., **05-0310, 18-0073**
 Learn, K., **19-1383, 19-1417, 19-1494**
 Learn, K.S., **16-0493**
 Lease, M.F., **15-0485**
 Leathers, T., **19-0708**
 Leavell, K.H., **02-0080, 18-0589**
 Leaver, D., **02-0317**
 Leavey, T., **13-0606**
 Lebedev, B.L., **15-0713**
 Lebedev, M.Y., **16-2055**
 Lebedev, S.A., **15-1199**
 LeBel, N.A., **10-0133, 15-0054, 15-0126, 16-0966, 16-1469, 17-0003, 17-0249, 17-0259**
 Lebel, H., **15-2337, 16-1372, 16-1373**
 Leber, P.A., **18-0473, 18-0582**
 Leber, W., **18-0642**
 LeBerre, N., **16-2157**
 LeBlanc, B.F., **17-0422**
 LeBlanc, R., **18-0609**
 Leblanc, J.C., **19-1099**
 Leblanc, Y., **10-1089, 15-0384, 16-1326**
 LeBlond, C., **15-0434**
 LeBras, J., **19-0533**
 Lebreton, C., **16-0878**
 Lebreton, J., **16-0578**
 Lebrilla, C.B., **15-0450**
 Leca, D., **15-2400**
 Lecadet, D., **16-1398**
 Lecce, L., **15-0125**
 Lecea, B., **15-1944, 15-1947, 15-2055, 16-0832**
 Lechevallier, A., **10-0540**
 Lechtken, P., **07-0040, 18-0495**
 LeClair, G., **15-2022**
 Leclerc, E., **10-0848**
 Lécolier, S., **16-0436**
 Lecomte, F., **13-0334**
 Lecomte, J.-P., **07-0076**
 Lecomte, L., **10-0587, 16-0469**
 Leconte, M., **18-0756, 18-0821**
 Lectka, T., **03-0061, 03-0062, 12-0049, 12-0124, 12-0167, 15-2064, 15-2180, 16-2103, 16-2105, 16-2106, 17-0318, 19-1273, 19-1709**
 Led, J.J., **03-0077**
 Ledaal, T., **17-0523**
 Lededeu, B.A., **12-0711**
 Lederer, M., **15-1579**
 Ledlie, D.B., **15-1074, 18-0052**

- Lednicer, D., **04-0068, 16-0102**
 Ledon, H., **12-0215**
 Ledon, H.J., **15-1795**
 Ledoux, M.J., **15-0454**
 Ledwith, A., **05-0318, 05-0380, 15-2195, 15-2235, 17-0496**
 Lee Jr., C.T., **09-0097**
 Lee, A., **16-1735**
 Lee, A.-L., **15-0147, 15-1667**
 Lee, A.F., **13-0480**
 Lee, A.S.-Y., **16-0959, 16-1640**
 Lee, A.W.M., **17-0234**
 Lee, B., **17-0524**
 Lee, B.-S., **10-0019, 10-0052**
 Lee, B.C., **10-0313**
 Lee, B.M., **19-1189**
 Lee, C., **13-0645, 19-0099, 19-0120**
 Lee, C.-H., **16-1966**
 Lee, C.-L.K., **16-0862**
 Lee, C.-S., **15-1903, 19-0569**
 Lee, C.-W., **13-0506**
 Lee, C.B., **16-0168, 16-0179**
 Lee, C.C., **02-0142, 10-0156, 10-0210, 10-0210, 11-0379, 15-0137, 18-0002, 18-0022, 18-0023, 18-0024, 18-0026**
 Lee, C.G., **16-0387**
 Lee, C.K., **19-0184**
 Lee, C.K.Y., **15-1950**
 Lee, C.S., **10-1614, 14-0061**
 Lee, C.W., **15-2041, 18-0767, 18-0795, 18-0805**
 Lee, D., **13-0191, 15-0005, 16-0373, 18-0684, 18-0781, 18-0789**
 Lee, D.-H., **15-2058**
 Lee, D.-M., **15-0833**
 Lee, D.-S., **15-1139, 19-1052**
 Lee, D.C., **15-0816**
 Lee, D.F., **10-0792**
 Lee, D.G., **08-0027, 08-0036, 15-1679, 19-0010, 19-0047, 19-0070, 19-0073, 19-0099, 19-0103, 19-0110, 19-0249, 19-0250, 19-0388, 19-0391, 19-0403, 19-0409, 19-0417, 19-0426, 19-0453, 19-0565, 19-0566, 19-0590, 19-0671, 19-0693, 19-0731, 19-0740, 19-0831, 19-0851**
 Lee, D.R., **15-0855**
 Lee, E., **03-0210, 15-1258, 15-1371**
 Lee, E.J., **19-0740**
 Lee, E.K.C., **07-0044**
 Lee, F.-C., **15-0908**
 Lee, F.L., **04-0502**
 Lee, G., **04-0491**
 Lee, G.A., **19-0660**
 Lee, G.H., **15-2302**
 Lee, G.H., **17-0528**
 Lee, G.K., **19-0773**
 Lee, G.M., **15-1641**
 Lee, H., **08-0155, 15-1364, 16-1743, 16-1787, 19-0561**
 Lee, H.-C., **16-1029, 16-1030**
 Lee, H.-W., **13-0190**
 Lee, H.-Y., **15-0479, 18-0789**
 Lee, H.D., **18-0448**
 Lee, H.J., **19-1299**
 Lee, H.K., **17-0528**
 Lee, H.M., **13-0341, 13-0401**
 Lee, H.S., **19-1183**
 Lee, H.T., **19-1077**
 Lee, H.W., **05-0314, 09-0021, 10-0052, 10-0072, 10-0304, 16-2143**
 Lee, I., **06-0025, 06-0026, 09-0021, 10-0019, 10-0048, 10-0052, 10-0072, 10-0304, 10-0313, 15-0164, 16-1512, 16-2143**
 Lee, I.H., **06-0028**
 Lee, I.S., **16-0823, 19-1165**
 Lee, J., **02-0416, 07-0032, 10-0499, 10-1089, 18-0243, 19-1361**
 Lee, J.-H., **12-0295, 16-0752**
 Lee, J.-y., **13-0635**
 Lee, J.B., **16-1879, 18-0352, 18-0376, 18-0836, 19-1305**
 Lee, J.C., **10-0588, 10-0694, 10-1031, 10-1083, 12-0122, 12-0128, 12-0129, 19-0208, 19-0332, 19-0459, 19-0496, 19-0524, 19-0555, 19-1183**
 Lee, J.G., **10-1029, 14-0356, 17-0015, 19-0030, 19-0732, 19-1188**
 Lee, J.H., **10-1453, 15-1136**
 Lee, J.I., **10-0694, 16-1963, 16-1980**
 Lee, J.K., **03-0001, 16-0136**
 Lee, J.K., **18-0601**
 Lee, J.M., **18-0788**
 Lee, J.T., **10-1551**
 Lee, J.W., **03-0189**
 Lee, J.Y., **03-0184, 19-0208**
 Lee, K., **10-0735, 10-1401, 10-1471, 13-0620, 15-0820, 15-0903, 15-0918, 15-1079, 15-1177, 16-0599, 16-2167**
 Lee, K.-J., **16-1742, 19-0184, 19-0684**
 Lee, K.-S., **11-0171**
 Lee, K.C., **19-1213**
 Lee, K.J., **15-1834**
 Lee, K.M., **19-0231**
 Lee, K.W., **18-0886, 18-0888, 19-1107**
 Lee, K.Y., **16-0387, 19-0260**
 Lee, L., **15-0069**
 Lee, L.C., **15-1550**
 Lee, L.F., **16-0581**
 Lee, L.Y., **19-0416**
 Lee, M., **13-0620, 19-0120**
 Lee, M.J., **10-1626**
 Lee, M.K.T., **03-0051**
 Lee, M.W., **06-0059**
 Lee, N.E., **15-0430**
 Lee, N.H., **19-0137, 19-0569, 19-1213**
 Lee, N.R., **16-1963**
 Lee, P.G., **15-2331**
 Lee, P.H., **10-1401, 10-1402, 10-1471, 13-0567, 13-0620, 15-0820, 15-0903, 15-0918, 15-1079, 15-1177, 16-0596, 16-0599, 18-0243**
 Lee, P.S., **15-0145**
 Lee, R.E., **05-0126**
 Lee, S., **10-1279, 13-0583, 13-0620, 15-0820, 16-0739, 18-0719**
 Lee, S.-G., **15-1411, 15-1436, 15-1439, 16-1536**
 Lee, S.-g., **15-0604**
 Lee, S.-H., **13-0191, 13-0515**
 Lee, S.-J., **16-0637**
 Lee, S.-W., **13-0330, 13-0331, 13-0517, 16-0734**
 Lee, S.-Y., **15-0820, 15-1596**
 Lee, S.B., **13-0136, 15-0235, 15-0262**
 Lee, S.E., **19-1183**
 Lee, S.H., **15-0494, 16-0351, 19-0998, 19-1324, 19-1751**
 Lee, S.I., **15-1411, 15-1431, 15-1432, 15-1438, 15-1439**
 Lee, S.J., **10-1166, 12-0122, 15-1312, 16-1994, 19-0208, 19-1612, 19-1685**
 Lee, S.K., **18-0722**
 Lee, S.L., **19-1480**
 Lee, S.P., **16-1811**
 Lee, S.S., **15-1432**
 Lee, S.W., **10-1402, 13-0378, 13-0620, 13-0620, 16-0221**
 Lee, S.Y., **02-0403, 17-0361**
 Lee, T.J., **02-0062**
 Lee, T.S., **19-0078**
 Lee, T.V., **19-1022**
 Lee, T.W., **15-2012**
 Lee, T.W.S., **08-0049, 16-2146**
 Lee, W., **10-1723, 15-2314, 16-1080, 19-0337**
 Lee, W.-D., **16-0777, 16-0788**
 Lee, W.-M., **10-0600**

- Lee, W.-S., **19-0534**
 Lee, W.G., **05-0135, 17-0056**
 Lee, W.K., **10-1272, 12-0630, 16-0946**
 Lee, W.S., **16-1751**
 Lee, W.Y., **03-0147**
 Lee, Y., **16-1988, 19-1277**
 Lee, Y.-M., **16-1174**
 Lee, Y.-T., **13-0295**
 Lee, Y.B., **16-0136**
 Lee, Y.C., **19-0332**
 Lee, Y.R., **18-0218**
 Lee, Y.S., **10-0052, 18-0788**
 Lee, Y.T., **12-0052**
 Lee, Y.Y., **16-0136**
 Lee-Ruff, E., **08-0077, 10-0296, 10-0301, 17-0511**
 Lee, I., **16-0752**
 Lee, K., **16-0596**
 Lee, S.-J., **10-1454**
 Leebrick, J.R., **12-0457**
 Leeds, J.P., **19-1236**
 Leeke, G.A., **15-1950**
 Leeming, S.W., **13-0269**
 Leenson, I.A., **15-0181**
 Leermakers, P.A., **05-0333, 17-0527**
 Lees, W.A., **03-0039**
 Leese, M.P., **13-0400**
 Lefebvre, C., **10-0400**
 Lefebvre, D., **08-0191**
 Lefebvre, F., **18-0821**
 Lefebvre, G., **16-0346**
 Lefevre, M., **16-1713**
 Lefevre, S., **07-0114, 15-2022**
 Leffek, K.T., **06-0070, 06-0074, 06-0086, 08-0102, 10-1188, 13, 17-0046, 17-0052**
 Leffingwell, J.C., **14-0290, 19-0025**
 Leffler, J.E., **06-0043**
 LeFlohic, A., **18-0812**
 Lefort, L., **15-1131**
 Lefour, J., **02-0006, 02-0041**
 Lefrançois, J.-M., **10-0625**
 LeGall, T., **15-0701**
 Legan, E., **10-0370, 16-2150**
 Legars, P., **10-0587**
 Legault, R., **18-0143**
 Leggett, T.L., **05-0344**
 Leggett, T.L., **15-0058**
 Leginus, J.M., **15-1932**
 LeGoff, E., **02-0178**
 LeGoff, E., **15-2329**
 Legon, A.C., **03-0026, 03-0037, 04-0377, 04-0380**
 Legrand, M., **04-0268**
 Legrand, O., **10-1155, 19-1032**
 Legros, J., **10-1439, 15-1770, 16-0863**
 LeGuyader, F., **15-0865**
 Lehd, M., **15-2098**
 Lehmann, C.W., **18-0828, 19-1129**
 Lehmann, U., **13-0434**
 Lehmkuhl, H., **05-0163, 15-0866**
 Lehn, J., **04-0243**
 Lehn, J.M., **03-0101, 03-0116, 03-0118, 03-0119, 03-0153, 04-0033, 04-0036, 04-0163, 04-0242, 04-0244, 05-0121, 18-0842**
 Lehner, H., **16-0042**
 Lehnert, E.K., **15-2353**
 Lehnert, W., **16-1191, 19-0446**
 Lehnig, M., **05-0246**
 Lehr, G.F., **10-1320**
 Lehr, R.E., **15-2103, 15-2107, 15-2108, 15-2110, 15-2111, 15-2183, 15-2184, 17-0354, 18-0166, 18-0477, 18-0478**
 Lei, A., **13-0477, 15-0820, 15-0821, 19-1028**
 Lei, C.-J., **10-1776**
 Lei, X., **10-1370**
 Lei, X., **16-1280**
 Lei, Z.-G., **11-0241**
 Leibfritz, D., **19-1573**
 Leigh, D.A., **03-0196, 10-0854**
 Leigh, G., **18-0756**
 Leigh, S.J., **04-0163**
 Leigh, W.J., **07-0036, 07-0054, 18-0475, 18-0481**
 Leighton, J.L., **15-1136, 15-1490, 16-0762, 16-0916**
 Leighton, T.G., **07-0069**
 Leijonmarck, H., **11-0335**
 Leimer, K.E., **17-0092**
 Lein, G.M., **03-0142**
 Leinhard, G.E., **16-0020**
 Leino, R., **19-0867**
 Leis, J.R., **11-0125, 12-0197, 12-0700**
 Leiserowitz, L., **04-0102, 04-0188**
 Leisten, J.A., **10-0521, 16-1600**
 Leister, M.C., **04-0389**
 Leitch, L.C., **11-0116**
 Leite, S.L.S., **19-0862**
 Leitereg, T.J., **04-0137**
 Leitich, J., **04-0212**
 Leitner, A., **10-1299, 13-0311, 15-0894**
 Leitner, W., **09-0099, 18-0772, 19-1155**
 Leivers, M., **18-0503**
 Lejon, T., **16-0372**
 Lekhok, K.C., **16-1176**
 LeLagadec, R., **10-1247**
 Leleu, G., **19-0674**
 Lem, G., **15-0154, 15-2238**
 LeMahieu, R., **19-1457**
 LeMaire, M., **10-0605, 18-0145**
 LeMaire, S.J., **15-1505**
 Lemaire, J., **19-0701**
 Lemaire, M., **10-0976, 10-1019, 11-0261, 12-0340, 13-0301, 15-0865, 16-1778, 19-1028**
 Lemaire-Audoire, S., **19-1622**
 Lemal, D.M., **02-0151, 04-0435, 15-1785, 15-2255, 17-0351, 18-0493, 18-0494**
 Lemay, G., **16-0517, 16-0953**
 Lemek, T., **13-0671**
 LeMénez, P., **10-1521**
 Lemenovskii, D.A., **02-0166**
 Lemièrre, G.L., **04-0017**
 Lemièrre, G.L.F., **13-0174, 13-0178, 13-0196**
 Lemieux, R.U., **04-0363, 04-0366, 15-1674, 19-0390, 19-0399**
 Lemini, A.J., **19-0074**
 Lemini, C., **18-0232**
 Lemor, A., **10-1019**
 Lemoucheux, L., **16-0436, 16-1765, 16-1925**
 Lemoult, S.C., **18-0362**
 Lempert, K., **16-1660**
 Lena, J.I.C., **19-0320**
 Lenardão, E.J., **15-0313**
 Lenzdian, F., **07-0018**
 Lengel, R.K., **05-0332**
 Lengyel, I., **10-1000, 11-0253**
 Lenmartz, H.-W., **05-0290**
 Lennartz, H., **10-0175, 15-2232, 18-0590**
 Lenoir, D., **01-0043, 10-0177, 10-0178, 10-0181, 15-1515, 15-1524, 19-1710, 19-1713**
 Lensen, N., **16-1999**
 Lentz, C.M., **10-1370, 15-1091**
 LeNy, G., **10-0134**
 Lenz, F., **15-0087**
 Lenz, G., **15-2235, 16-2083**
 Lenz, G.R., **15-2238**
 Lenz, P.A., **10-0530, 10-0534**
 Lenz, R., **19-0124, 19-0125**
 Leo, A., **09-0020, 09-0063, 19-0250**
 Léon, H., **16-0878**
 Leonard, J.E., **04-0230, 10-0341**
 Leonard, N.J., **04-0458, 16-0295, 19-0046, 19-0798**
 Leonard, N.M., **16-0160, 16-0764, 18-0140**
 Leonarduzzi, G.D., **15-0195**
 Leone, R.E., **18-0009**

- Leone-Bay, A., 13-0253, 19-1363
Léonel, É., 13-0304, 15-2273
Leong, A.Y.W., 10-1668
Leonov, A.A., 16-1309
Leonov, A.P., 15-0810
Leonova, E.V., 02-0166
Leonova, T.V., 16-1855
Leopold, A., 13-0691
Leopold, D.G., 05-0332
Leou, S.-P., 15-0481, 15-0918
LePage, T.J., 02-0041, 05-0278
Lepeska, B., 15-0031, 15-0654, 15-0654
Lepifre, F., 07-0118
Lepley, A.R., 05-0218, 10-1314, 10-1314, 10-1716, 12-0627, 13-0164, 13-0759, 18-0380, 18-0387, 18-0388, 05-0219
Lepoint, T., 07-0082
LePoire, D.M., 10-0756
Lepore, S.D., 10-0608
LeQuestel, J.-Y., 08-0092
Leray, E., 05-0273
Lerebours, R., 13-0544, 13-0504
Leriverend, C., 16-1384
Leriverend, P., 18-0553
Lerman, O., 11-0266, 11-0312, 12-0137, 15-1582
Lerner, L.R., 19-0722
Leroi, G.E., 04-0276, 13-0047
LeRoux, C., 10-1092, 16-1091
Leroux, Y., 16-0497
Leroy, B., 10-0549
Leroy, M., 03-0136
Lerum, R.V., 15-1154
Lesage, D., 15-1452
Lesar, A.M., 11-0078
Leseul, J., 16-1847
Lesheski, L., 10-1437
Leshina, T.V., 10-1314
Lesieur, D., 19-1791
Lesko, P.M., 04-0495
Lesma, G., 16-0687
Lesovoy, D.E., 16-1444
Lessard, J., 15-1611
Lessène, G., 12-0320
Lester Jr., W.A., 07-0015, 07-0043
Leszczynski, J., 12-0087, 17-0206
LeTadic-Biadatti, M.-H., 05-0306
Lete, E., 16-1964
Letendre, L.J., 10-1560
Lethbridge, A., 19-0724
Letort, M., 19-0701
LeTourneau, M.E., 12-0190
Letsinger, R.L., 17-0184, 19-1219, 19-1689, 13-0286
Leuck, D.J., 16-0361
Leung, C., 01-0042
Leung, C.W., 16-0681
Leung, D., 18-0503
Leung, K.P., 16-1468
Leung, M.-K., 12-0459
Leung, M.-k., 04-0081
Leung, S.-W., 15-2088
Leung, S.S.-W., 16-0463
Leung, T., 04-0422
Leung, W., 13-0422
Leuschner, G., 14-0289
Leusink, A.J., 18-0329
Leusink, J., 03-0083
Leussing, D.L., 16-0157
Lev, D.A., 15-0213
Levai, A., 15-1807, 12-0322
Levanda, O., 19-0640
Levanda, O.G., 19-0721
Levart, M., 15-1795
Levchenko, T.S., 10-1476
Levek, T.J., 15-2219
Levene, R., 10-1338, 15-0187
Leveque, J.-M., 07-0083
Lever Jr., O.W., 10-1666, 12-0408, 15-1349, 16-1203
Leveson, L.L., 10-0519
Levi, G.L., 01-0095
Levi, N., 07-0050
Levillain, J., 10-1454
Levin, C., 10-0171
Levin, C.C., 04-0074
Levin, D., 16-0624, 16-0871
Levin, J.L., 12-0270, 15-2122, 16-1835
Levin, P.P., 05-0304
Levin, R.D., 08-0223
Levin, R.H., 13-0037
Levina, A., 19-0537
Levina, I.S., 15-2238
Levina, I.Yu., 18-0035, 18-0046
Levina, R.Ya., 18-0616
Levine, R., 12-0674, 13-0572
Levine, R.A., 04-0389
Levine, S.G., 19-1067
Levinson, M.I., 16-0213
Levisalles, J., 12-0074, 15-1074, 18-0836
Levisky, J.A., 11-0187
Levit, A.F., 13-0746, 19-0755, 19-1570
Levitin, I., 19-1295
Levitin, I.Ya., 12-0013
Levitina, E.S., 04-0136
Levitt, B.W., 13-0679
Levitt, L.S., 01-0046, 09-0059, 13-0679
Levitt, T.E., 16-1812, 19-1077
Levitz, M., 10-0012
Levkovskaya, G.G., 15-1608
Levy, A.B., 10-1764, 12-0500, 12-0518, 15-0020, 15-1634, 18-0429, 18-0435
Levy, A.J., 15-0044, 15-0045
Levy, G.C., 08-0023
Levy, H., 18-0596
Levy, J.F., 10-0069
Levy, M., 15-1536
Lew, G., 18-0449
Lewarchik, R.J., 13-0749
Lewars, E.G., 15-1784
Lewars, Y., 18-0223
Lewellyn, M.E., 17-0343
Lewin, A.H., 03-0012, 10-0711, 11-0488, 13-0459
Lewis, D.C., 14-0045, 18-0081
Lewis, D.E., 06-0063, 06-0069
Lewis, D.L., 16-1382
Lewis, E.S., 02-0080
Lewis, E.J., 15-2332
Lewis, E.S., 06-0026, 06-0059, 06-0062, 08-0142, 08-0162, 09-0016, 09-0035, 10-0089, 10-0103, 10-0211, 10-0212, 10-0229, 10-0304, 13-0029, 13-0033, 14-0045, 18-0589, 19-1569
Lewis, F.D., 15-2235, 15-2247, 18-0282
Lewis, G.N., 10-0003
Lewis, G.R., 03-0209
Lewis, H.B., 14-0335
Lewis, H.L., 05-0149
Lewis, I.C., 09-0047, 09-0050, 09-0052, 09-0054
Lewis, J.D., 19-0892
Lewis, J.W., 19-1526
Lewis, M., 05-0068, 13-0027
Lewis, M.D., 15-1728
Lewis, N., 15-1791
Lewis, N.G., 16-2159
Lewis, N.J., 13-0094
Lewis, R.G., 10-0269, 18-0098
Lewis, R.J., 11-0144
Lewis, R.S., 07-0044
Lewis, S.N., 18-0076, 18-0352
Lewis, T., 18-0815
Lewis, T.A., 15-1042
Lex, J., 02-0282, 02-0284, 02-0295, 02-0326, 02-0330
Ley, S.V., 02-0255, 10-0558, 10-0604, 12-0163, 12-0247, 15-0147, 15-0420, 15-1007, 15-1667, 15-1724, 16-0341, 16-1236, 16-1428, 16-1540, 16-1738, 19-0010, 19-0058, 19-0072, 19-0123, 19-0124,

- 19-0125, 19-0128, 19-0264,
 19-0267, 19-0677, 19-0894
 Leybach, H., 10-1000
 Leydet, A., 18-0213
 Leyrer, U., 04-0037
 Leyva, E., 05-0408
 Leznoff, C.C., 16-1822,
 16-1823
 Lhermitte, F., 15-1749,
 19-0720
 Lhoste, P., 10-0802
 Li, A., 18-0487
 Li, A.-H., 16-1326
 Li, C., 03-0045, 10-0010,
 15-1254, 19-0174
 Li, C.-J., 03-0005, 03-0006,
 10-1596, 10-1774, 10-1775,
 13-0297, 13-0324, 15-0721,
 15-0744, 15-0895, 15-1153,
 15-1155, 15-1158, 15-1180,
 15-1373, 16-0296, 16-0297,
 16-0299, 16-0461, 16-0481,
 16-0482, 16-0587, 16-0603,
 16-0649, 16-0887, 16-0890,
 16-0900, 16-1092, 16-1477,
 19-1664
 Li, C.-Q., 16-0773, 16-0800
 Li, C.J., 10-1549, 16-0639,
 16-0875
 Li, C.S., 13-0259
 Li, D.-R., 19-0082
 Li, D., 16-0067, 16-0152
 Li, D.-P., 10-0879
 Li, F., 10-0737, 13-0108
 Li, G., 10-0978, 13-0221,
 15-0354, 15-1609, 15-1613,
 15-1614, 15-1864, 15-1881,
 15-1896, 16-0768, 16-0769,
 16-0782, 16-0785, 16-0786,
 16-0798, 16-0980
 Li, G.-Y., 13-0480
 Li, G.S., 19-1492, 19-1504
 Li, G.Y., 15-1868
 Li, H., 12-0250, 13-0482,
 15-1004, 15-2354, 16-0717
 Li, J., 10-0508, 10-1857,
 13-0413, 14-0307, 15-1397,
 15-1403, 15-2409, 16-0884,
 19-0673, 19-0678
 Li, J.-H., 13-0501, 13-0542,
 15-0891, 15-2372
 Li, J.-P., 19-0291
 Li, J.-T., 16-1173, 19-1645,
 19-1646, 19-1652
 Li, J.-W., 13-0112, 15-1309,
 15-1319
 Li, J.C., 04-0465
 Li, J.D., 12-0406
 Li, J.P., 17-0125
 Li, K., 15-1122, 19-0941
 Li, L., 10-1163, 13-0401,
 13-0481, 15-0287, 15-1309,
 19-1116
 Li, L.-H., 16-0655
 Li, L.-J., 16-1173
 Li, L.-S., 16-1055
 Li, M., 16-0168
 Li, M.-J., 19-1675
 Li, N., 16-1644
 Li, N.-S., 15-0695, 19-0334
 Li, P., 10-0509, 13-0539,
 13-0549, 15-1133, 16-1289,
 19-0583, 19-1199, 19-1601
 Li, P.T., 12-0599
 Li, R., 07-0022, 10-0584,
 15-1982
 Li, S., 10-0538, 10-1717,
 15-1761, 16-0834, 16-1714
 Li, S.-H., 10-0542
 Li, S.J., 10-1273
 Li, T., 15-0435, 18-0676
 Li, T., 19-1660
 Li, T.-S., 10-0542, 10-0553,
 16-0233, 16-1173, 19-1645,
 19-1652
 Li, T.-s., 19-1646
 Li, W., 10-0508, 13-0171,
 19-0037
 Li, W.-K., 19-0746
 Li, W.-S., 16-1828
 Li, W.R., 11-0397
 Li, X., 05-0248, 10-1080,
 10-1454, 11-0119, 15-0168,
 15-0413, 15-1125, 15-1139,
 15-1147, 15-1628, 15-2129,
 15-2148, 16-0549, 19-0082,
 19-1031, 19-1042
 Li, X.-G., 16-0687
 Li, X.-R., 16-0591, 16-1093
 Li, Y., 01-0042, 12-0409,
 15-0352, 15-1868, 15-1870,
 15-2088, 15-2100, 15-2295,
 16-1022, 16-1427, 16-1428,
 16-1433, 16-1438
 Li, Y.-G., 19-1675
 Li, Y.-L., 15-2333
 Li, Y.-M., 15-0604, 15-1136
 Li, Y.-Q., 16-0168, 16-0655
 Li, Z., 10-0882, 10-1105,
 10-1572, 10-1774, 10-1775,
 11-0276, 13-0359, 14-0060,
 15-1456, 15-1765, 15-1885,
 15-2421, 16-0296, 16-0297,
 16-0435, 16-0558, 16-1036,
 16-1969, 19-0543, 19-0544,
 19-0545, 19-0546, 19-0617
 Li, Z.-B., 16-0549
 Li, Z.-Y., 19-1021, 19-1022
 Li, W., 15-0610
 Liagre, M., 10-0468
 Lian, H., 15-0578
 Liang, B., 13-0365, 15-1405
 Liang, C.D., 04-0170
 Liang, G., 02-0172, 05-0052,
 05-0083, 05-0090, 10-0044,
 10-0116, 10-0168, 10-0181,
 10-0191, 11-0015, 15-0850
 Liang, J., 15-1136
 Liang, K.S.Y., 14-0329
 Liang, L., 15-1133, 15-1136
 Liang, P.H., 19-0451
 Liang, S., 16-1438
 Liang, Y., 05-0293, 13-0548,
 19-0180
 Liang, Y., 12-0517, 15-1137
 Liang, Z., 18-0809
 Liao, H.-Y., 15-0283
 Liao, Q., 16-1950
 Liao, W., 16-1028, 19-0962
 Liao, W.-W., 15-1122, 16-1394
 Liao, Y., 05-0293, 13-0548,
 16-0147
 Liao, Y.-L., 12-0459
 Lias, S.G., 08-0223
 Libbey, W.J., 18-0039
 Liberek, B., 10-1174
 Liberles, A., 01-0001
 Libertini, E., 12-0152, 19-1714
 Liblikas, I., 10-0999
 Libman, J., 16-0180
 Lichtenberger, F., 18-0487
 Lichtenhaler, F.W., 16-1150,
 19-0708
 Lichtin, N.N., 10-0333
 Licini, G., 19-0308
 Lick, C., 10-0746
 Lide Jr., D.R., 01-0037,
 01-0060, 01-0076, 01-0084,
 01-0085, 04-0276
 Lidert, Z., 02-0267
 Lidström, P., 07-0106, 07-0116,
 07-0117
 Liebe, J., 02-0064
 Liebeskind, L.S., 12-0256,
 12-0276, 13-0144, 13-0480,
 13-0504, 13-0566, 16-1976,
 16-1979, 19-1229
 Liebl, M., 18-0772
 Liebman, J.F., 01-0080,
 02-0051, 02-0039, 02-0146,
 02-0204, 02-0331, 02-0352,
 04-0402, 04-0409, 04-0424,
 04-0462, 05-0327, 08-0223,
 18-0646
 Liebman, J.F.S., 18-0113
 Liebscher, J., 15-1299
 Liedhegener, A., 16-2165
 Liedholm, B., 13-0256
 Lien, A.P., 11-0598
 Lienard, P., 16-1030

- Lienert, J., 17-0489
 Lienhard, G., 10-0571
 Lienhard, G.E., 12-0084, 12-0099
 Liesemer, R.N., 16-1469
 Liesen, P.J., 13-0389, 19-1758
 Liesenfelt, H., 15-0466
 Lieske, C.N., 16-1466
 Liew, C.C., 18-0316
 Lifson, S., 04-0177
 Liggero, S.H., 18-0119
 Light, J., 19-1309
 Lightfoot, A.P., 12-0456
 Lightner, D.A., 03-0064, 04-0088, 17-0224
 Lightner, S.A., 04-0058
 Lighthart, G.B.W.L., 19-0216
 Liguori, L., 14-0138, 19-0331, 19-0336
 Lii, J.-H., 04-0399, 04-0400
 Liiu, Y., 16-0631
 Likhar, P.R., 10-1537
 Likhomanova, T.I., 15-1541
 Likhovorik, I.R., 05-0365, 05-0363
 Lilburn, J., 13-0122
 Liler, M., 08-0010, 08-0024, 08-0116, 08-0123, 08-0160, 15-0183
 Liljefors, T., 04-0332, 04-0505
 Lilj, S.O.N., 17-0216
 Lilla, G., 17-0095
 Lillford, P.J., 15-0290
 Lillocci, C., 10-0378
 Lim, C.J., 10-1593, 14-0011, 16-1998, 18-0819
 Lim, D., 16-1814
 Lim, D.S., 15-1136
 Lim, E.C., 07-0022
 Lim, G., 17-0074
 Lim, H.J., 19-1655
 Lim, J., 15-1258
 Lim, K.-H., 10-1772
 Lim, L.N., 18-0463
 Lim, S., 15-0907
 Lim, S.C., 12-0184
 Lim, W.Y., 15-0136
 Lim, Y., 16-0725, 16-0734
 Lim, Y.-K., 11-0171
 Lim, Y.M., 13-0480
 Lim, Y.Y., 16-2125
 Lim, D., 16-2019
 Lima, C.F., 12-0672
 Limburg, D.C., 16-1538
 Limmert, M.E., 13-0339
 Lin'kova, M.G., 15-1601
 Lin, C., 10-1767
 Lin, C.-A., 13-0400, 13-0487, 13-0551
 Lin, C.-C., 12-0459, 15-0613, 19-1670
 Lin, C.-F., 15-0918
 Lin, C.H., 15-2436
 Lin, C.Y., 02-0212
 Lin, D.K., 19-0713
 Lin, G.-Q., 19-1021, 19-1022, 19-1697
 Lin, H., 04-0088, 10-1600, 16-0493
 Lin, H.-C., 15-1270
 Lin, H.-H., 15-0908
 Lin, H.C., 10-0596, 11-0029, 11-0093, 11-0149, 11-0455, 12-0209
 Lin, J., 03-0022, 10-1548, 15-0707
 Lin, J.-M., 12-0321
 Lin, J.J., 15-0571
 Lin, K.-W., 16-1360
 Lin, L.-S., 16-0959
 Lin, L.K., 15-0598
 Lin, L.W., 07-0052
 Lin, M., 15-2006, 16-0006, 16-1021
 Lin, M.-J., 16-0559, 16-0593
 Lin, M.-Y., 15-2399
 Lin, N., 05-0368
 Lin, P.-S., 15-0761, 15-1145
 Lin, R., 05-0253
 Lin, S., 11-0650, 12-0469, 19-1116, 19-1503
 Lin, S.-I., 10-1286, 16-0124
 Lin, S.-W., 19-0346
 Lin, S.H., 07-0020
 Lin, W., 19-0959, 19-1029, 19-1265
 Lin, W.-Q., 16-0865
 Lin, W.-W., 15-1149
 Lin, X., 15-0344, 15-1282
 Lin, Y., 10-0189, 15-2090
 Lin, Y.-L., 18-0527
 Lin, Y.-S., 10-0440, 13-0602, 15-0341
 Lin, Z.-P., 19-1652
 Linck, C.F., 19-0241
 Linclau, B., 10-1105, 16-1642, 16-1643
 Lincoln, D.N., 05-0049
 Lincoln, S.F., 03-0186
 Linda, P., 02-0415, 11-0470
 Lindbeck, A.C., 12-0565
 Lindberg, T., 15-2122, 19-0068
 Lindeman, S.V., 03-0075, 15-2028
 Linden, A., 15-1944
 Linden, S., 12-0058
 Lindén, A.A., 19-0796
 Linder, L., 18-0534
 Linder, M.R., 16-2117
 Linder, S.M., 12-0662
 Linderman, J.J., 18-0900
 Linderman, R.J., 15-1066
 Lindert, A., 10-1614, 12-0176, 16-2020, 19-0841
 Lindlar, H., 15-0435, 15-0436
 Lindley, J., 13-0117
 Lindner, D.L., 15-0464
 Lindner, E., 05-0060, 18-0835
 Lindner, H.J., 02-0174, 02-0176, 02-0180, 02-0225, 05-0143
 Lindow, D.F., 15-0544
 Lindsay Smith, J.R., 04-0512, 11-0262, 14-0153, 14-0204, 15-2050
 Lindsay, C.I., 10-1225, 15-1254
 Lindsay, C.M., 12-0402
 Lindsay, D.A., 18-0082
 Lindsay, D.G., 12-0354
 Lindsay, D.M., 15-1429, 15-1434, 19-0126
 Lindsay, H.A., 18-0680
 Lindsay, L.M., 10-1852
 Lindsey Jr., R.V., 14-0418, 15-0796, 15-2198
 Lindsey, A.S., 11-0500
 Lindsey, C., 15-0509
 Lindsley, C.W., 12-0313
 Lindstrom, M.J., 14-0185
 Lindström, U.M., 09-0092, 10-0922
 Lindy, L.B., 10-1713
 Lineberger, W.C., 05-0132, 05-0273, 05-0332
 Linehan, J.C., 19-0608
 Linevsky, M.J., 01-0092
 Ling, H.-Y., 16-0862
 Ling, R., 10-0735
 Ling, Y.-C., 16-0163
 Lingaiah, N., 17-0440
 Linke, S., 18-0281
 Linker, T., 15-1832
 Linn, W.J., 15-1986
 Linnett, J.W., 02-0002
 Linsay, E.C., 10-0217
 Linschitz, H., 07-0032, 07-0033
 Linss, J., 04-0038
 Linstead, R.P., 16-0426, 19-0023
 Linstrumelle, G., 10-1269, 10-1290, 10-1294, 10-1297, 10-1536, 13-0693, 15-0838
 Lintanf, V., 10-1688
 Linti, G., 05-0180
 Lintner, W., 07-0080
 Lion, C., 10-0208, 10-1368, 10-1370, 10-1751, 12-0303, 14-0434, 16-1926, 16-2040
 Lions, F., 15-1046

- Liotta, C., **01-0042, 03-0102, 10-0227, 10-0333, 10-0453, 10-0454, 10-0461, 10-0462, 10-0610, 10-0696, 10-1047, 10-1619, 10-1787, 15-2274, 16-1225, 16-1255**
- Liotta, C.L., **10-0411, 10-1649, 15-0614, 16-0028**
- Liotta, D., **05-0119, 10-0771, 10-0801, 10-0826, 12-0244, 12-0245, 12-0251, 16-0530, 16-1024, 17-0290, 18-0733, 19-0010**
- Liotta, D.C., **09-II-0006**
- Liotta, L.F., **15-0439**
- Liotta, R., **19-0411**
- Lipinski, C.A., **10-1289**
- Lipinsky, E.S., **15-2244**
- Lipińska, T., **18-0715**
- Lipkowitz, K.B., **08-0174**
- Lipnick, R.L., **04-0381, 04-0382**
- Lipp, H.I., **10-0866**
- Lippard, S.J., **15-1825**
- Lippens, G., **12-0103**
- Lipshutz, B.H., **10-0548, 10-1332, 10-1333, 10-1335, 10-1337, 10-1348, 10-1353, 10-1355, 10-1356, 10-1367, 10-1375, 10-1410, 10-1540, 10-1694, 11-0651, 12-0313, 12-0560, 12-0570, 12-0571, 12-0751, 13-0163, 13-0198, 13-0237, 13-0530, 13-0555, 14-0390, 15-0509, 15-0594, 15-0708, 15-1067, 15-1067, 15-1071, 15-1075, 15-1076, 15-1082, 15-1344, 15-2155, 16-0690, 19-0120, 19-0440, 19-0477, 19-1045, 19-1162**
- Lipsky, S., **07-0021**
- Lipsky, S.D., **16-0542**
- Liptak, M.D., **08-0170, 08-0175**
- Lipton, M., **16-1835**
- Lipton, M.F., **17-0274**
- Liras, L., **15-2302**
- Liras, S., **10-0322, 15-2045**
- Lis, T., **03-0013**
- Lisle, J.B., **01-0052**
- Lissel, M., **10-0455, 10-0716, 10-1644, 10-1703, 19-0337**
- Lissi, E.A., **07-0047**
- List, B., **10-1687, 15-0993, 15-1004, 16-0384, 16-0414, 16-1036, 16-1063**
- Listemann, M.L., **18-0829**
- Lister, M.A., **16-1018**
- Lister-James, J., **14-0133, 14-0134, 15-1519**
- Liston, T.V., **12-0411**
- Littell, R., **19-0049**
- Litterer, W.E., **15-1171**
- Littke, A.F., **12-0270, 13-0299, 13-0364, 13-0367, 13-0480, 13-0539**
- Little, D.M., **14-0082**
- Little, D.A., **02-0254**
- Little, E.L., **15-0315**
- Little, J., **12-0706**
- Little, R.D., **10-1337, 16-0821, 18-0853**
- Little, W.T., **16-1211**
- Littler, J.S., **09-II-0005, 11-0544, 11-0552, 19-0005, 19-0253, 19-0256, 19-0257**
- Litvinenko, L.M., **13-0086, 16-2170**
- Litvinenko, M., **16-2155**
- Litvinov, V.P., **16-1409**
- Liu, M.T.H., **05-0366**
- Liu, B., **10-0185, 10-0186, 10-0201, 10-1010, 13-0305, 15-0140, 15-0239, 17-0185, 18-0277, 19-1090, 19-1191**
- Liu, B.-S., **12-0321**
- Liu, B.Y., **10-0594**
- Liu, C., **15-0765, 15-0820**
- Liu, C.Z., **02-0359**
- Liu, D., **10-0692, 15-0412, 15-1903**
- Liu, D.-x., **16-0687**
- Liu, F., **19-0858**
- Liu, G., **15-0897**
- Liu, G.-B., **10-0507, 15-0523**
- Liu, G.-H., **16-0691**
- Liu, H.-J., **16-1136**
- Liu, H., **04-0268, 05-0185, 10-0975, 11-0358, 15-0519, 15-1249, 15-1602, 15-2127, 16-1728, 16-1811, 18-0576, 19-1042**
- Liu, H.-J., **10-1494, 15-1100, 16-1067, 19-0904**
- Liu, H.J., **18-0240**
- Liu, J., **13-0237, 13-0401, 13-0481, 15-1614, 15-1737, 16-0627, 16-1649, 17-0415, 19-1028, 19-1660**
- Liu, J.-M., **10-0879**
- Liu, J.-P., **16-0095**
- Liu, J.-T., **10-1379, 13-0753, 15-1149**
- Liu, J.-X., **19-1451**
- Liu, J.-Y., **10-1379, 15-1149**
- Liu, J.S., **05-0048, 05-0049**
- Liu, K., **06-0077, 10-0179, 10-0294, 10-0437, 15-0115, 15-0116, 15-0117, 17-0015, 18-0861**
- Liu, K.-T., **10-0272, 10-0288, 10-0440**
- Liu, K.T., **10-0275**
- Liu, L., **01-0109, 01-0111, 13-0138, 13-0228, 15-1254, 16-0549, 18-0514, 19-0174, 19-0202**
- Liu, L.F., **03-0208**
- Liu, L.H., **04-0472**
- Liu, L.K., **16-2147, 17-0320**
- Liu, M., **04-0355, 15-2066**
- Liu, M.M., **15-2201**
- Liu, M.T.H., **05-0297, 05-0366, 05-0384, 05-0386, 12-0353, 15-2098, 18-0089**
- Liu, P., **15-1372, 15-1665, 15-1746, 16-1414**
- Liu, P.C., **08-0133**
- Liu, P.N., **19-1042, 19-1043**
- Liu, Q., **10-1024, 14-0313, 19-0671**
- Liu, Q.Y., **05-0188**
- Liu, R., **19-0180**
- Liu, R.-S., **15-1783, 15-2399, 17-0185, 18-0152**
- Liu, R.S.H., **14-0334, 15-2075, 15-2239, 15-2251**
- Liu, S., **10-0029, 10-0032, 10-0981, 11-0371, 11-0372, 19-0338**
- Liu, S.-M., **19-1645**
- Liu, S.-Y., **13-0480, 19-1776**
- Liu, T., **14-0459**
- Liu, W., **18-0090**
- Liu, W.-J., **13-0501**
- Liu, W.-y., **19-0919**
- Liu, W.-Z., **01-0103**
- Liu, X., **13-0583, 15-0214, 15-0604**
- Liu, X.-x., **10-1419**
- Liu, Y., **10-1779, 13-0272, 13-0504, 13-0571, 14-0403, 15-2297, 16-0939, 16-1362, 16-1613, 19-0161**
- Liu, Y.-i., **03-0133**
- Liu, Y.-S., **13-0399**
- Liu, Z., **10-0584, 10-0701, 10-1089, 13-0197, 13-0414, 15-1245, 16-0435, 16-0939, 16-1913, 16-1920, 19-0209**
- Liu, X., **13-0700**
- Liu, Z., **16-1915**
- Livant, P., **12-0604, 15-2354**
- Livett, M.K., **02-0409**
- Livinghouse, T., **10-1542, 15-0336, 15-0768, 15-0820, 15-1426, 16-1420, 18-0814**
- Livingston, A.G., **13-0402**
- Livingston, R.C., **14-0300**
- Livingstone, D., **03-0069**
- Liz, R., **19-1022**
- Lizarzaburu, M.E., **10-0647**

- Lizzani-Cuvelier, L., 16-0225
 Ljunggren, S.O., 19-0721
 Lkauber, D.J., 13-0236
 Llama, E.F., 18-0141
 Llamas, T., 10-1454
 Llebaria, A., 15-0916, 16-0672,
 16-1759, 18-0804
 Lledós, A., 12-0087
 Llera, J.-M., 19-0300
 Llewellyn, G., 10-0282,
 10-0379, 10-0404, 10-0430,
 10-0435, 16-1601
 Llewellyn, J.A., 06-0070,
 06-0086
 Llopis-Mestre, V., 11-0130
 Llorca-Baragaño, M.A.,
 15-2289
 Lloyd, D., 02-0090, 02-0093,
 02-0133
 Lloyd, D.J., 17-0072, 17-0077,
 17-0098
 Lloyd, G.J., 16-1571
 Lloyd, J.R., 05-0020
 Lloyd, R.V., 14-0040
 Lloyd, W.G., 14-0214
 Lloyd-Jones, G.C., 15-0700,
 16-0587
 Lloyd-Williams, P., 13-0504
 Lo, C.-Y., 15-1783, 17-0185
 Lo, D.H., 02-0018
 Lo, H.-C., 16-1029
 Lo, M.M.-C., 10-1155, 12-0363
 Loader, C.E., 11-0068
 Loan, L.D., 19-0369
 Loar, M.K., 12-0278
 Löber, O., 15-0327
 Lobkovsky, E.B., 10-1552
 Lobo, A.M., 04-0101, 15-1907,
 16-0027
 Locatelli, F., 05-0383, 19-0042
 Locatelli, M., 10-0931
 Locati, L., 15-1818
 Locher, C., 11-0403, 16-0728
 Lochmann, L., 16-2019
 Lock, C.J.L., 05-0050
 Lock, S., 16-0661
 Locke, A.W., 16-0119
 Lockley, W.J.S., 11-0115
 Lockyer Jr., G.D., 14-0007
 Lodder, G., 05-0065, 12-0484,
 18-0856
 Loe, Ø., 12-0359
 Loening, K., 04-0098
 Loening, K.L., 05-0006,
 06-0047
 Loepky, R.N., 10-0305,
 12-0706, 12-0706, 13-0180
 Loeschorn, C.A., 18-0238
 Löffler, F., 15-2293
 Löffstedt, J., 15-0832
 Loft, M.S., 10-1463
 Loftfield, R.B., 18-0199
 Logan, T.J., 12-0400, 18-0253
 Logue, M.W., 16-2015
 Loh, T.-P., 15-1056, 15-1286,
 15-2006, 16-0410, 16-0559,
 16-0590, 16-0591, 16-0593,
 16-0610, 16-0628, 16-0631,
 16-0658, 16-0738, 16-0862,
 16-1005, 16-1081, 16-1093,
 16-1108, 16-1111
 Lohmer, G., 13-0397
 Lohmer, R., 13-0397
 Lohray, B.B., 04-0194, 10-1018,
 15-1656, 15-1674, 15-1689,
 15-1694
 Lohri, B., 04-0141
 Lohse, O., 13-0503
 Loim, L.M., 16-0182
 Loim, N.M., 15-0471, 19-1450,
 19-1454
 Loiseau, A.-M., 16-0225
 Loken, H.Y., 12-0628
 Lokensgard, J.P., 15-2255,
 18-0494
 Lokot, I.P., 19-1446
 Lokshin, B.V., 02-0254
 Loktev, A.S., 15-0521
 Loktev, V.F., 18-0250
 Lomas, D., 15-2170
 Lomas, J.S., 05-0279, 12-0661,
 12-0666, 16-0514, 17-0157
 Lombardi, P.J., 16-0762
 Lombardo, D.A., 12-0080
 Lombardo, L., 16-0500
 Lombardo, M., 16-0601
 Lommes, P., 05-0245
 Lomölder, R., 17-0514
 Loncar, M., 11-0160
 Loncharich, R.J., 15-0970,
 15-2098, 16-1323, 18-0551
 London, G., 19-1460
 Loney, F., 19-0823
 Long, D.A., 11-0405
 Long, F.A., 03-0067, 11-0110,
 11-0613, 12-0098, 16-1562
 Long, J., 15-2148, 15-2343
 Long, J.A., 02-0419
 Long, M.A., 11-0116, 11-0117,
 11-0118
 Long, Q., 10-0768, 16-0288
 Long, R.A.J., 14-0033, 14-0328
 Longas, M.O., 10-0209
 Longenecker, H.E., 16-1881
 Longford, D., 10-1411
 Longmire, J.M., 18-0689,
 19-0054
 Longo Jr., L.S., 19-0581,
 19-0594
 Longone, D.T., 12-0439
 Longoria, M.A., 15-2298
 Longstaff, P.A., 02-0043
 Longstaff, S.C., 15-1245
 Longuet-Higgins, H.C.,
 02-0103, 18-0476
 Lönnqvist, J.-E., 19-0867
 Lonsdale, K., 01-0055
 Loo, D., 12-0511
 Look, G.C., 16-0148
 Loomis, G.L., 16-1289
 Loones, K.T.J., 13-0174,
 13-0178, 13-0187
 Loop, C.K., 12-0402
 Loos, R., 10-0355
 Loosen, K., 18-0027
 Lop Galbo, F., 16-0687
 Lopata, A., 15-0051
 Lopatin, B.V., 15-0047
 Lopatina, V.S., 15-1199
 Lopes, C.C., 15-1120
 Lopes, E.C.S., 16-0776
 Lopes, R.S.C., 15-1120
 Lopez, L., 10-0819, 10-1530,
 13-0399, 13-0415, 15-2164,
 18-0123
 Lopez, M., 19-1037
 Lopez, R.C.G., 16-0210
 Lopez, R.M., 19-1407
 Lopez, V.O., 09-0047, 09-0055
 Lopez, X., 16-0832
 López, C.J., 15-1665
 López, F., 10-1469, 15-1103,
 18-0791
 López, J.C., 15-1224, 15-1718
 López, L.A., 15-2415
 López, M.C., 16-0810
 López, P., 15-2063
 López, R., 13-0131
 López-Alvarado, P., 10-0990
 López-Calahorra, F., 16-1496
 López-Cortés, J.G., 19-0261
 López-González, D., 12-0213
 Lopez-Rodriguez, G., 19-1523
 Lopp, M., 19-0476
 Łopusiński, A., 19-0788
 Lor, M.H., 15-2072
 Lorand, J.P., 03-0095, 04-0010,
 05-0279, 13-0025, 18-0397
 Lorca, M., 16-0623
 Lord, E., 17-0056
 Lord, R.C., 04-0378
 Loren, S., 15-2064, 15-2066
 Lorenc, Lj., 14-0210
 Lorenz, O., 19-0369
 Lorenz, R., 16-0405
 Lorenzi, P., 15-1534
 Lorenzo, A., 10-1181
 Lorenzo, E., 16-0839
 Lorenzo, F.M., 12-0703
 Lorenzo, S., 03-0209

- Loreta, M.A., **15-1889**
 Lorette, N.B., **18-0676**
 Lorimer, J.P., **07-0079, 07-0082**
 Lorne, R., **10-1269, 18-0736**
 Lorne, R.C.R., **18-0076**
 Lorte, A., **10-1422**
 Los, J.M., **11-0613**
 Losensky, H., **03-0152**
 Loska, R., **15-1242**
 Lossing, F.P., **02-0237, 02-0402, 05-0265, 10-0184, 05-0074**
 Lothrop, W.C., **13-0461**
 Lotoski, J.A., **10-1276**
 Lotsch, W., **05-0231**
 Lötsch, G., **14-0347**
 Lotter, H., **16-1190**
 Lotto, G.I., **15-1693**
 Lotz, M., **10-1454**
 Lou, B., **15-0657**
 Lou, J., **19-0110**
 Lou, J.-D., **19-0093, 19-0111**
 Lou, J.D., **19-0094**
 Lou, S., **16-1188**
 Lou, Y., **15-2294**
 Loubinoux, B., **10-0911**
 Loudon, A.G., **17-0248**
 Loudon, G.M., **12-0227, 15-0025, 18-0272**
 Loudon, J.D., **13-0084, 14-0195**
 Lough, A.J., **05-0348, 10-1423, 15-0858, 15-2441, 16-0742**
 Lough, W.J., **04-0171**
 Loughlin, W.A., **10-0705**
 Louie, J., **13-0175, 15-0249, 15-2441, 18-0769, 18-0794**
 Loupy, A., **07-0106, 07-0111, 10-0468, 10-0589, 10-0699, 10-0973, 10-1047, 10-1049, 10-1787, 11-0429, 12-0121, 13-0109, 15-0930, 15-1039, 16-0372, 16-0779, 16-1174, 16-1174, 16-1542, 16-1644, 16-1718, 16-1789, 17-0073, 17-0112, 17-0307, 18-0308, 18-0322, 18-0715, 18-0773, 19-0564, 19-1062**
 Lourak, M., **13-0462**
 Louvet, A., **10-1216**
 Louw, R., **11-0638, 17-0132, 17-0137**
 Lovas, F.J., **01-0052, 19-0361, 19-0383**
 Lovato, G., **16-1576**
 Love, B.E., **16-0270, 16-0386**
 Love, J.A., **15-2435, 18-0575, 18-0833**
 Love, M.E., **10-0499**
 Lovel, C.G., **15-1500, 15-1504**
 Lovell, H., **19-1022**
 Lovely, C.J., **12-0367, 13-0228**
 Lovely, J.-C., **15-1436**
 Lovering, E.G., **01-0095**
 Lovey, A.J., **16-2040**
 Lovtsova, A.N., **18-0026**
 Low, K.-H., **13-0478**
 Lowe, G., **04-0030, 04-0031, 19-0023**
 Lowe, J.P., **04-0277, 17-0090**
 Lowe, K.L., **05-0292**
 Lowe, P.A., **02-0086, 10-0824, 16-1255**
 Lowe, S.R., **19-1679**
 Lowell, S., **10-0303**
 Lowenthal, R.E., **15-2297**
 Lower, A., **19-1045**
 Lower, S.K., **07-0024**
 Lowery, M.K., **18-0345**
 Lown, J.W., **15-1965, 15-1966**
 Lowry, N., **10-0148**
 Lowry, T.H., **02-0008, 05-0025, 05-0138, 16-0044**
 Loy, R.N., **15-0367**
 Loza, R., **18-0574**
 Lozanova, A.V., **15-2024**
 Lozinskii, M.O., **10-1034, 10-1578, 12-0194**
 Lu, C.V., **11-0233**
 Lu, G., **16-0549**
 Lu, J., **13-0413, 16-0631, 19-0037**
 Lu, J.-F., **16-0674**
 Lu, K., **15-1084**
 Lu, L., **16-0342, 16-0875, 18-0798**
 Lu, L.-H., **19-0111**
 Lu, L.D., **04-0193**
 Lu, M.D., **04-0187**
 Lu, P., **17-0385, 18-0122**
 Lu, S., **08-0099, 12-0739, 16-0687, 16-1148, 16-1856, 18-0643**
 Lu, S.-M., **15-0527, 16-2123**
 Lu, S.-P., **16-1353**
 Lu, T., **15-2283**
 Lu, W., **11-0331, 13-0447, 15-1165, 16-0594, 16-0602, 16-0874, 16-0880, 16-0881**
 Lu, X., **10-1472, 15-0772, 15-0897, 15-0991, 15-1944, 16-0699, 16-0705, 17-0173, 19-0784**
 Lu, X.-R., **03-0123**
 Lu, Y., **04-0191, 13-0171, 13-0475, 19-0680**
 Lu, Y.-F., **18-0484**
 Lu, Y.-Q., **10-1596, 16-0587**
 Lu, Y.-Y., **16-1784**
 Lu, Z., **13-0202**
 Lü, S., **19-1035**
 Lü, S.-F., **19-1032**
 Lü, W., **15-2301**
 Lü, Y.-X., **16-0323**
 Luanay, D., **10-1790**
 Luanphaisarnmont, T., **16-0712**
 Luart, D., **13-0334**
 Lübben, D., **15-1691**
 Lubell, W.D., **16-1965**
 Lubin, C.E., **15-1939**
 Lubin, N., **15-2143, 16-0777**
 Lubin-Germain, N., **15-2033, 16-0555, 16-0595, 16-1917**
 Lubineau, A., **15-1028, 15-2143, 16-0777, 16-1078**
 Lubitz, W., **05-0208, 07-0018**
 Luborsky, F.E., **11-0020**
 Lucarini, M., **01-0104, 05-0310, 14-0018, 14-0019**
 Lucas, G.B., **18-0365**
 Lucas, H., **19-1615**
 Lucas, H.J., **10-0105**
 Lucchese, R.R., **05-0332**
 Lucchetti, J., **15-1114**
 Lucchini, V., **08-0009, 15-0021, 15-1841, 15-1998**
 Lucero, C.G., **10-1433**
 Luchaco, C.A., **15-0870**
 Luchaco-Cullis, C.A., **19-0670**
 Luche, J., **10-0473, 10-1150, 10-1434, 12-0609, 13-0098, 15-1142, 16-0479, 16-0580, 19-0922, 19-0941, 19-1663**
 Luche, J.-L., **07-0080, 07-0084, 07-0091, 07-0100, 10-0468, 11-0230, 15-1141**
 Luche, J.L., **14-0159, 15-0190, 15-1199, 16-0645, 16-0840, 16-0966**
 Luche, M., **16-0403**
 Lucherini, A., **18-0825**
 Luchinat, C., **04-0205**
 Lucht, B.L., **05-0195, 08-0204, 08-0205, 08-0206, 16-0977**
 Lucien, J., **10-0778**
 Lucken, E.A.C., **05-0153**
 Luckenbach, R., **appendixA-0023, appendixA-0024**
 Lucon, M., **01-0051, 10-0430**
 Luçon, M., **03-0015**
 Lüdke, G., **16-2128**
 Lüdke, G., **16-2133**
 Ludley, P., **15-2041**
 Ludwig, A., **10-1606**
 Ludwig, M., **13-0393**
 Ludwig, U., **18-0385, 18-0387, 18-0389, 18-0390**
 Lue, P., **16-0288**
 Luef, W., **04-0515**
 Luengo, J.I., **18-0682**
 Lüers, S., **15-0796**

- Luft, R., **09-0075**
 Luftmann, H., **14-0156**
 Lugad, A.G., **19-1212**
 Luger, P., **04-0379, 18-0637**
 Lugo-Mas, P., **19-0688**
 Luh, T., **02-0343, 14-0401, 14-0402, 19-1580, 19-1581**
 Luh, T.-Y., **10-1282**
 Lührs, K., **19-1285**
 Lui, B., **12-0145**
 Lui, C.Y., **10-0187, 18-0108**
 Luibrand, R.T., **18-0040, 19-0933**
 Luidhart, T., **11-0298**
 Luis, A.L., **15-2175, 16-0722**
 Luis, S.V., **13-0046, 16-1289**
 Luk'yanenko, N.G., **10-0470**
 Luk'yanets, E.A., **19-0837**
 Luka, G.Ya., **13-0731**
 Lukacs, G., **04-0206**
 Lukacs, Z., **19-0540, 19-0542**
 Lukanich, J.M., **13-0594**
 Lukas, J., **05-0018, 05-0030, 05-0032, 12-0053**
 Lukas, J.H., **15-2197**
 Lukashev, N.V., **15-0759**
 Lukashevich, V.O., **18-0739**
 Łukasiewicz, M., **19-0675**
 Luke, G.P., **14-0385**
 Luke, M.O., **12-0055, 15-0465, 15-0466**
 Lukehart, C.M., **02-0166**
 Lukevics, E., **10-0767, 13-0570**
 Lukin, K., **11-0155**
 Lukin, O., **03-0198**
 Lukins, P.B., **02-0140**
 Luknitskii, F.I., **15-2184, 16-0039, 17-0319**
 Luliński, P., **11-0284, 11-0286**
 Lum, R.C., **17-0120**
 Lumb, J.T., **12-0679**
 Luna, D., **15-0454, 15-0574**
 Luna, H., **15-1724**
 Lunazzi, L., **04-0059, 04-0060, 04-0087m 04-0291, 04-0315, 04-0416**
 Lund, H., **10-0091, 10-0092, 14-0130, 14-0415, 19-0955, 19-1228, 19-1317, 19-1691**
 Lund, T., **10-0091, 10-0092, 14-0441**
 Lundberg, S., **16-1709**
 Lundeen, A.J., **17-0158**
 Lundquist, J.T., **19-0623**
 Lundstedt, T., **19-1791**
 Luneau, D., **05-0291**
 Lunetta, S.E., **15-2332**
 Luning, U., **05-0010, 14-0188, 15-2293**
 Lunn, G., **19-0010, 19-1232**
 Luo, F., **14-0372**
 Luo, F.-T., **13-0400, 13-0487, 13-0551, 15-0388, 15-0941, 15-1507, 16-0127**
 Luo, G., **07-0118**
 Luo, H., **15-0428**
 Luo, J., **15-1405**
 Luo, M., **16-0636, 16-0637**
 Luo, S., **16-0767, 16-0774, 16-0777**
 Luo, X.-L., **15-0418**
 Luo, X.M., **15-1826**
 Luo, Y., **13-0126, 16-0900**
 Luong-Thi, N., **13-0389, 16-1893**
 Lupes, M.E., **16-1494**
 Luque, F.J., **03-0075, 03-0076, 03-0079**
 Lusch, M.J., **06-0015, 06-0019, 15-1089**
 Lush, R.K., **15-1247**
 Lusinchi, X., **15-1780, 18-0156**
 Lusk, D.L., **12-0621, 19-0836**
 Luskus, L.J., **15-2117**
 Lustgarten, R.K., **10-0131, 10-0132**
 Lustyk, J., **05-0310**
 Lusztyk, E., **19-1100**
 Lusztyk, J., **05-0282, 05-0297, 05-0310, 05-0384, 14-0067, 14-0074, 14-0116, 14-0118, 14-0119, 14-0122, 14-0163, 15-1212, 15-1221, 18-0078, 19-1100**
 Lusztyk, J.L., **18-0082**
 Lutete, L.M., **15-0350, 15-0354**
 Luthe, H., **15-0101**
 Lüthi, H.P., **02-0251, 03-0072**
 Luthra, N.P., **06-0010**
 Lutomski, K.A., **10-1743**
 Luts, S., **08-0113**
 Lutsenko, S., **19-1049**
 Lutskii, A.E., **03-0043**
 Lutter, H., **16-1496**
 Lüttke, W., **01-0079**
 Lutz, B., **03-0036**
 Lutz, C., **15-1143**
 Lutz, F., **16-0747**
 Lutz, G., **15-2029**
 Lutz, M., **15-2072**
 Lutz, R.P., **18-0618, 18-0712**
 Lutz, S., **04-0175**
 Lutz, W., **16-1032**
 Luu, B., **12-0454**
 Luukkonen, E., **10-0331**
 Lux, R., **19-1280**
 Luz, Z., **04-0382, 18-0619, 18-0637**
 Luzikov, Y.N., **13-0377, 13-0391**
 Luzikova, E.V., **10-1782**
 Luzung, M.R., **15-0825**
 Luzzio, F.A., **16-1150, 19-0080, 19-0562, 19-0775, 19-1194**
 Luçon, M., **08-0094, 08-0095**
 Lwazaki, K., **15-0885**
 Lwowski, W., **05-0396, 05-0403, 05-0405, 05-0411, 10-1025, 12-0231, 12-0233, 12-0235, 15-1911, 18-0265, 18-0281, 18-0282**
 Ly, T.W., **16-1067**
 Lyerla, J.R., **11-0016**
 Lyford, L., **16-0487**
 Lyga, J.W., **13-0708**
 Lygo, B., **10-1567, 15-1807, 15-1809, 15-1811, 15-1815**
 Lyle, G.G., **04-0012**
 Lyle, R.E., **04-0012, 19-1212**
 Lynch, G.J., **15-0187**
 Lynch, J., **15-1972**
 Lynch, K.M., **04-0431**
 Lynch, P.P., **19-1526**
 Lynch, S.M., **15-2000**
 Lynch, T., **05-0245**
 Lynch, T.-Y., **05-0246**
 Lynch, T.J., **19-1765**
 Lynch, V., **15-0202**
 Lynd, R.A., **10-1377**
 Lynn, D.M., **18-0801**
 Lyons, A., **07-0040**
 Lyons, J.E., **15-0406, 19-1476**
 Lysenko, V.P., **16-1403**
 Lyster, M.A., **10-1133**
 Lythgoe, D.J., **19-1129**
 Lyushin, M.M., **11-0407**
 Ma' Mani, L., **16-1439**
 Ma, D., **10-0979, 13-0117, 13-0202, 13-0481, 16-1962, 19-0573**
 Ma, H.-r., **13-0500**
 Ma, J., **05-0287, 10-1225, 16-0594, 18-0475**
 Ma, J.C., **03-0075**
 Ma, J.-A., **12-0133, 15-1885**
 Ma, S., **10-1271, 12-0292, 15-0237, 15-0286, 15-0287, 15-1471, 18-0809, 19-1386**
 Ma, V., **16-1719**
 Ma, Y., **05-0393, 13-0581**
 Ma, Y.-R., **16-0233**
 Ma, Y.-x., **19-0919**
 Ma, Z., **15-1962**
 Ma, S., **15-0395**
 Maadhuri, Ch., **16-0763**
 Maag, H., **16-0402, 16-0404**
 Maahs, G., **02-0347**
 Maas, G., **04-0479, 05-0364, 10-0390, 12-0214, 13-0693,**

- 15-0757, 15-2063, 15-2292,
 17-0281, 17-0496, 18-0215,
 18-0496, 18-0643, 19-0297
 Maas, L.W., 19-0418
 Maas, M., 13-0653, 14-0337
 Maas, W., 16-0103
 Maass, G., 03-0144
 Mabile, C., 14-0233
 Mabrouk, P.A., 09-0100
 Mabry, T.J., 15-1723
 Mabuchi, T., 10-1719
 MacAlpine, G.A., 17-0417
 Macaulay, J.B., 15-2058
 Macaulay, S.R., 12-0067
 Maccarone, E., 16-2143
 Macchia, B., 10-0580
 Macchia, F., 10-0580, 10-0663,
 10-0814, 10-0953, 10-0954,
 10-1150, 10-1564
 Macchitella, D., 19-0187
 Macciattelli, D., 04-0059,
 04-0291, 10-1209
 MacClellan, A.L., 01-0036
 Maccoll, A., 05-0265, 17-0003,
 17-0122, 17-0122, 17-0129,
 17-0130
 Maccoll, A.B., 17-0144
 MacDonald, D.J., 02-0344
 MacDonald, I.D., 02-0387
 Macdonald, D., 18-0608,
 18-0609
 Macdonald, G., 15-1791
 Macdonald, G.J., 12-0323
 Macdonald, T.L., 10-1726,
 12-0568, 15-2353
 MacDougall, K.N., 19-1141
 MacGarvey, U., 05-0212
 MacGee, D.I., 17-0359
 MacGibbon, A.K.H., 17-0065
 MacGillavry, C.H., 05-0088
 Mach, G.W., 08-0118
 Mach, M.H., 11-0278, 11-0642
 Machajewski, T.D., 10-1642
 Macheleid, J., 10-0391, 10-0396
 Macheño, O.G., 15-2148
 Machida, H., 17-0369
 Machida, Y., 10-0743
 Machigashira, N., 15-1254
 Machiguchi, T., 02-0214
 Machii, D., 07-0094
 Machleder, W.H., 15-1804,
 15-1805, 18-0205
 Machnitzki, P., 13-0237
 Macho, V., 10-0183
 Machrouhi, F., 12-0470,
 13-0564
 Machuqueiro, M., 16-1036
 Maciejewski, G., 19-1552,
 19-1553
 Macielag, M., 18-0860
 MacIntyre, D.W., 09-0052
 Mack, A.G., 13-0460
 Mack, H.-G., 04-0293
 Mack, J.P.G., 12-0060
 MacKay, D.B., 10-1423
 Mackay, G.I., 08-0051,
 08-0237, 10-0336
 Mackenzie, D.R., 11-0313
 Mackenzie, K., 10-0213,
 12-0057, 17-0502, 18-0893,
 18-0896
 Mackenzie, P.B., 16-1032
 Mackie, R.K., 10-1097, 17-0337
 Mackiernan, J., 15-0134
 Mackintosh, N., 12-0370
 Macklen, E.D., 08-0078,
 08-0238
 Mackor, E.L., 05-0015,
 11-0004
 MacLachlan, M.J., 03-0190
 MacLaren, J.A., 19-0790
 MacLean, C., 02-0062,
 04-0283, 05-0231, 11-0004
 Macleod, L.C., 19-1458
 Maclin, K.M., 16-0468,
 16-0574
 MacMillan, D.W.C., 11-0353,
 12-0124, 13-0512, 15-1008,
 15-2051, 16-1036
 MacNeil, S.L., 10-1283
 MacNicol, D.D., 03-0101,
 03-0105, 03-0119, 03-0141,
 03-0155, 03-0156, 03-0157,
 03-0162, 03-0164, 03-0166,
 03-0167, 03-0174, 03-0175,
 03-0177, 03-0210
 MacNulty, B.J., 17-0034,
 17-0118, 17-0121
 Macoas, E.M.S., 04-0297
 Macomber, D.W., 02-0166
 Macomber, R., 10-0137
 Macomber, R.S., 19-0173
 Macor, J.E., 11-0245
 MacPeck, D.L., 15-1801
 MacPhee, J.A., 09-0059,
 09-0074, 09-0074, 16-1929,
 16-1930
 MacQuarrie, R.A., 08-0059
 Macquarrie, D.J., 10-1047,
 15-1012, 18-0359
 MacWeeny, R.M., 01-0001
 Madalengoitia, J.S., 16-1402
 Madan, C., 11-0195
 Madan, Ch., 16-0332
 Madan, K., 04-0164
 Madan, P., 04-0196
 Madan, V., 12-0013
 Madaule-Aubry, F., 10-0415
 Maddaford, S.P., 13-0272,
 15-1125
 Maddaluno, J., 05-0178,
 08-0198, 16-0470
 Madder, R.D., 04-0454
 Maddess, M.L., 10-1555,
 18-0783
 Maddocks, P.J., 18-0428
 Maddox, M.L., 02-0261
 Madec, J., 19-1028
 Mader, M.M., 19-1289
 Madesclaire, M., 19-0795,
 19-1602
 Madhavan, D., 19-0806
 Madhavan, S., 19-1071
 Madhi, S., 16-0383
 Madhusadhan, P., 16-1638
 Madhusaw, R.J., 15-2399
 Madhusadhan, P., 15-0565,
 16-0322, 17-0442
 Maidine, J.W., 15-0818
 Madjtabadi, F.A., 11-0405
 Madler, M.M., 19-0338
 Madni, M., 05-0393
 Mador, I.L., 15-0417
 Madrakian, E., 11-0127,
 11-0134
 Madras, G., 09-0102
 Madrász, J., 15-1491
 Madrigal, D., 10-0877
 Madrikian, E., 12-0698
 Madroño, R., 16-2053
 Madsen, J.Ø., 19-1022
 Madsen, R., 18-0789
 Madura, J.D., 08-0210
 Madurro, J.M., 19-0579
 Madyar, V.R., 11-0129,
 11-0553, 16-0134
 Maeda, H., 03-0027, 14-0013
 Maeda, H., 16-1923, 19-1354
 Maeda, K., 10-1202
 Maeda, M., 15-2337
 Maeda, T., 11-0329
 Maeda, Y., 12-0289, 13-0139,
 13-0509, 19-0120, 19-0223
 Maekawa, H., 10-0612,
 11-0542, 12-0501, 15-1336,
 15-1337, 19-1678
 Maekawa, N., 02-0158, 15-1238
 Mäeorg, U., 15-0545
 Maercker, A., 05-0171,
 12-0397, 12-0567, 16-1255,
 17-0180
 Maerker, C., 02-0104, 05-0078
 Maerschalk, C., 07-0082
 Maerten, E., 13-0627
 Maes, B.U.W., 13-0174,
 13-0178, 13-0187, 13-0196
 Maesano, M.G., 15-0293
 Maestro, M.A., 10-1454, 15-1437
 Maezaki, N., 15-1115
 Maffei, M., 19-1021

- Maftouh, M., **19-1243**
 Magano, J., **19-1077**
 Magdassi, S., **10-0458**
 Magdesieva, T.V., **12-0043**
 Magdolen, P., **07-0093**,
13-0169
 MaGee, D.I., **15-0318**
 Magee, M.P., **19-1157**
 Magennis, S.A., **13-0423**
 Mager, S., **02-0428**, **04-0076**,
04-0362
 Mägerlein, W., **10-1630**,
13-0611
 Mageswaran, R., **03-0151**
 Mageswaran, S., **03-0151**,
17-0415, **18-0386**, **18-0729**
 Maggi, R., **11-0409**, **15-1770**,
16-0233, **16-0255**, **16-1151**,
19-0532, **19-0823**
 Maggini, M., **04-0520**
 Magid, R.M., **10-0218**
 Magid, R.M., **10-0226**, **10-1101**,
10-1248
 Magin, A., **15-2362**
 Magna, L., **08-0113**
 Magnaane, R., **17-0200**
 Magnane, R., **17-0199**
 Magnera, T.F., **10-0271**,
10-0416
 Magnier, E., **08-0172**
 Magnin, D.R., **13-0187**
 Magnotta, F.A., **16-2170**
 Magnus, A.S., **19-0184**
 Magnus, P., **15-0197**, **15-0202**,
15-0588, **15-1419**, **15-1449**,
16-1232, **16-1241**
 Magnus, P.D., **10-1712**,
15-1998, **16-2058**
 Magnuso, R.H., **12-0013**
 Magomedev, N.A., **15-0856**
 Magoon, E.F., **18-0064**
 Magrath, J., **10-0543**
 Maguire, A.R., **15-1529**
 Maguire, J.A., **19-0061**
 Magyar, E.S., **10-0141**
 Mah, Y.J., **16-1508**
 Mahadevan V., **10-1552**
 Mahadevan, R., **02-0280**
 Mahadevan, V., **10-1552**
 Mahaffy, P.G., **19-0241**
 Mahajan, A.N., **19-1186**
 Mahajan, M.P., **15-2133**
 Mahajan, S.W., **10-1107**
 Mahale, G.D., **17-0429**
 Mahalingam, A.K., **16-1671**,
18-0702
 Mahanty, J.S., **13-0387**
 Maharvi, G.M., **10-1081**
 Mahata, P.K., **18-0248**
 Mahboubghah, N., **16-0081**
 Mahdavi, H., **10-0936**, **10-1164**,
19-0917
 Mahé, R., **15-0281**
 Mahender, G., **15-1141**,
16-1526, **16-1532**
 Mahender, I., **16-1647**
 Mahendran, K., **10-0333**
 Mahendran, M., **05-0050**
 Maher, D.J., **16-0778**
 Maher, J.P., **18-0893**
 Mahesh, B., **19-1205**
 Mahía, J., **10-1454**, **15-1437**
 Mahindroo, V.K., **18-0456**
 Mahiou, B., **15-0101**
 Mahjoor, P., **13-0503**
 Mahler, G.S., **04-0175**
 Mahler, J.E., **02-0348**
 Mahler, U., **16-1189**
 Mahmud, H., **13-0228**
 Mahmud, K.A.M., **11-0029**
 Mahon, M.F., **10-1463**
 Mahoney, W.S., **16-1073**
 Mahrwald, R., **10-0886**,
16-0973, **16-1002**, **16-1009**,
16-1038, **16-1684**
 Mahrwald, R., **19-1771**
 Mahuteau, J., **15-1301**
 Mahy, J., **15-1892**
 Mahy, J.P., **12-0224**
 Mai, K., **16-1449**
 Mai, W.P., **15-0272**
 Maia, A., **10-0347**, **10-0456**,
10-1608
 Maia, A.M., **10-0305**
 Maia, M.P., **16-0831**
 Maier, A., **15-0757**
 Maier, A.H., **11-0448**
 Maier, A.J., **11-0046**
 Maier, G., **02-0164**, **02-0204**,
02-0208, **02-0213**, **02-0220**,
04-0437, **04-0501**, **15-2322**,
17-0512, **18-0468**, **18-0469**,
18-0470, **18-0496**, **18-0645**,
18-0646, **18-0652**
 Maier, M.E., **18-0764**, **18-0814**
 Maier, W.F., **04-0492**, **12-0655**,
15-0436, **15-0450**, **15-0458**,
15-0460, **15-0461**, **15-0501**,
19-1097, **19-1286**, **9-1535**
 Maietti, S., **15-1791**
 Maifeld, S.V., **18-0789**
 Maigrot, N., **16-1190**
 Maikap, G.C., **19-0652**,
19-0839
 Maillard, B., **10-0741**, **14-0070**,
19-1100
 Maillard, D., **19-1050**, **19-1776**
 Mailleux, I., **10-0610**
 Maimind, V.I., **02-0159**,
12-0718, **18-0885**, **18-0888**
 Mains, H.E., **14-0262**
 Maio, W.A., **10-1792**
 Maiolo, F., **13-0135**
 Maione, A.M., **19-0134**
 Maiti, G., **11-0246**, **12-0635**,
15-0255
 Maiti, S., **16-1606**, **16-1750**
 Maiti, S.N., **15-0162**, **19-1262**,
19-1643
 Maitland Jones, J., **05-0409**
 Maitlis, P.M., **02-0227**
 Maitlis, P.M., **02-0227**
 Maitlis, P.M., **15-2257**, **15-2362**,
15-2405, **19-0721**
 Maitra, K., **02-0364**
 Maitra, U., **11-0643**
 Maitraie, P., **19-1193**
 Maiuolo, L., **10-0545**, **10-1123**,
16-1618
 Maiz, J., **16-0832**
 Maizell, R.E., appendixA-0001
 Majchrzak, M.W., **15-1945**
 Majdoub, M., **10-0699**, **16-1644**
 Majee, A., **16-0369**, **16-0578**,
19-1133
 Majerski, Z., **02-0414**, **10-0199**,
10-0208, **18-0029**, **18-0119**,
18-0224
 Majetich, G., **07-0102**, **07-0105**,
11-0240, **11-0371**, **11-0372**,
15-1176, **15-1744**, **15-2022**,
19-1385
 Majewski, M., **08-0194**,
12-0423, **16-1026**, **16-1029**
 Majhi, A., **15-1141**
 Major, V.J., **15-0769**
 Majo, V.J., **18-0312**
 Majumdar, K.C., **15-1277**,
18-0690, **18-0698**
 Majumdar, K.K., **16-0577**
 Majumdar, S.P., **18-0240**
 Mak, A.N.S., **11-0615**
 Mak, C.-K., **19-0610**, **19-0618**
 Mak, K.T., **17-0343**
 Mak, T.C.W., **02-0243**,
03-0155
 Mak, X.Y.:Lium Y., **13-0179**
 Makabe, M., **16-0905**
 Makani, S., **11-0264**
 Makarova, L.G., **12-0429**,
12-0482, **12-0559**, **13-0720**,
12-0549
 Makhija, R.C., **19-0628**
 Makhon'kov, D.I., **11-0287**,
11-0297
 Makhova, I.V., **12-0677**
 Maki, A.G., **01-0052**
 Maki, S., **15-0608**, **19-0400**
 Maki, T., **05-0250**, **18-0276**,
19-1009, **19-1094**, **19-1144**

- Maki, T., **19-1354**
Maki, Y., **10-1360**
Makido, T., **18-0678**
Makin, S.M., **15-1109**
Makino, K., **07-0067**,
19-0475
Makino, T., **15-0821**
Makinouchi, S., **13-0619**
Makioka, Y., **19-1707**
Makisumi, Y., **18-0697**,
18-0730
Makone, S.S., **16-0050**, **16-0178**
Makosza, M., **10-0453**,
10-0458, **10-0892**, **10-1580**,
10-1619, **15-10**, **16-1225**,
19-0817, **19-1740**
Makosza, M., **10-1043**, **13-0670**,
13-0671, **13-0672**, **13-0673**,
13-0674, **16-1391**
Makovetskii, K.L., **15-2362**
Maksić, Z., **04-0417**
Maksić, Z.B., **02-0082**,
02-0318, **02-0348**, **08-0085**,
08-0120, **11-0078**
Maksimovic, L., **16-0612**
Maksimović, Z., **14-0210**
Maksyutin, Yu.K., **03-0080**
Makwana, V.D., **19-0239**
Mal, D., **10-0842**
Malacria, M., **10-1277**,
15-0834, **15-1224**, **15-1273**,
15-1975, **15-2386**, **15-2400**,
15-2442, **18-0546**
Malagutti, C., **16-1260**
Malament, D.S., **15-2313**
Malan, C., **10-1437**, **15-0615**,
19-1028
Malana, M.A., **16-1587**
Malanga, C., **16-1925**, **17-0375**,
17-0376, **19-1121**
Malarski, Z., **03-0013**
Malasare, M.G., **16-0656**
Malashock, D.S., **10-0582**
Malatesta, V., **14-0097**
Malcolm, S.C., **12-0358**
Malda, H., **10-1374**
Maldonado, L., **10-1662**,
15-1351
Malecki, A., **10-0928**
Maleczka Jr., R.E., **11-0657**,
12-0258, **12-0266**, **13-0097**,
13-0563, **16-1904**, **18-0407**,
18-0409
Malek, F., **14-0453**, **19-1414**
Málek, J., **15-1355**, **19-0010**,
19-0880, **19-1066**, **19-1182**,
19-1507
Maleki, M., **10-0301**
Malerich, J.P., **04-0311**
Malfroot, T., **10-1187**
Malherbe, R., **15-2096**,
18-0589
Malhotra, N., **02-0117**
Malhotra, R., **10-0649**, **10-1134**,
10-1176, **11-0119**, **11-0125**,
11-0154, **12-0203**, **19-0253**
Malhotra, S.V., **09-0113**,
15-2041, **16-0687**
Mali, R.S., **12-0388**, **12-0405**
Mali, S.I., **11-0273**
Malik, K.M.A., **16-1436**
Malik, S.S., **11-0120**
Malinowski, M., **19-1714**,
19-1718, **19-1727**
Malkin, Yu.N., **07-0007**
Malkov, A.V., **10-1471**,
16-0756, **16-0757**, **16-0760**,
19-1141
Malkus, H., **10-0148**
Malladi, R.R., **10-0736**,
16-1911, **19-0334**, **19-1000**
Mallakpour, B., **16-0096**
Mallakpour, S.E., **16-0057**,
16-0060, **16-0063**, **16-0096**,
19-0072, **19-0083**, **19-0086**,
19-0144, **19-0152**, **19-0803**,
19-0916
Mallan, J.M., **12-0388**, **15-0549**
Mallart, S., **12-0508**
Mallat, T., **19-0120**
Mallet, J.J., **15-2091**
Mallion, R.B., **02-0008**,
02-0099
Mallison, P.R., **18-0432**
Mallory, C.W., **02-0310**,
18-0512
Mallory, F.B., **02-0310**, **18-0512**
Malmberg, H., **10-1353**
Malmvik, A., **19-1064**, **19-1065**
Malnar, I., **10-0142**
Malnick, L.M., **15-1204**
Malone, G.R., **10-1733**,
10-1735
Malone, Y.M., **13-0424**
Maloney, J.R., **13-0669**
Malpass, D.B., **16-0500**
Malpass, J.R., **16-2114**,
18-0344, **18-0636**
Malpezzi, L., **04-0038**
Malrieu, J., **15-2105**
Malsch, K., **04-0437**
Malsch, K.D., **02-0218**
Malte, A., **16-1898**
Maltese, F., **15-1365**, **16-1842**,
19-1726
Maltsev, A., **05-0407**
Maltsev, A.K., **05-0227**,
05-0328, **15-2315**
Malvestiti, I., **16-0826**
Malykhin, E.V., **14-0203**
Mamaev, V.P., **02-0420**,
09-0020
Mamai, A., **16-1402**
Mamalis, P., **18-0686**
Mamdani, H.T., **18-0602**
Mamedova, Yu.G., **05-0255**
Mamposo, T., **16-1192**
Mampreian, D.M., **15-1138**
Mamuzić, R.I., **14-0210**
Man, T.-O., **04-0081**
Manabe, K., **10-1498**, **15-0998**,
15-1025, **16-0416**, **16-0619**,
16-0753, **16-0918**, **16-0934**,
16-1092, **16-1098**, **16-1117**,
16-1121, **16-1676**
Manabe, O., **07-0058**, **13-0770**,
19-1574
Manabe, S., **11-0332**
Manage, A.C., **10-1487**
Manas, A.R.B., **11-0487**
Manatt, S.L., **02-0127**, **02-0223**
Manchand, P.S., **10-1451**
Mancheño, O.G., **10-1454**,
16-0687, **16-0688**
Mancini, G., **04-0052**, **15-0194**
Mancini, G.J., **18-0628**
Mancuso, A.J., **19-0162**
Mancuso, N.R., **18-0328**
Mancuso, R., **12-0734**
Mandai, T., **16-1004**
Mandal, A.K., **10-1107**,
10-1131, **15-0675**, **19-1053**
Mandal, B., **11-0322**
Mandal, G.C., **14-0440**
Mandal, K., **18-0668**
Mandal, S.B., **19-1487**
Mandal, S.K., **19-0218**
Mandal, T., **10-0829**, **10-0829**,
15-1332
Mandel, F., **06-0059**
Mandel, S.M., **05-0402**
Mandelbaum, A., **16-1891**
Mander, L.N., **03-0203**,
04-0001, **04-0098**, **04-0100**,
04-0115, **04-0116**, **04-0117**,
04-0126, **04-0156**, **04-0157**,
04-0259, **04-0274**, **04-0316**,
04-0351, **04-0376**, **04-0424**,
16-2031, **18-0729**
Mandoli, A., **15-1136**, **16-0787**
Mandolini, L., **06-0010**,
06-0011, **06-0012**, **10-0343**,
10-0709, **11-0101**
Mane, R.B., **11-0249**, **16-1157**
Manek, M.B., **05-0308**,
14-0078
Manenschijn, A., **05-0223**
Manescalchi, F., **15-1667**,
19-0391
Mang, J.Y., **16-2167**

- Mangeny, P., **04-0111**,
10-1520, **10-1531**, **10-1538**,
15-1062, **15-1092**, **15-1133**,
15-1136, **16-0868**, **17-0217**,
19-1692
- Mangini, A., **02-0089**, **04-0047**,
05-0119, **05-0120**, **05-0121**,
05-0122, **10-0771**, **15-0021**,
16-1402
- Manglik, A.K., **11-0096**
- Mango, F.D., **15-2199**, **18-0083**,
18-0500, **18-0825**, **18-0836**
- Mangoni, L., **15-1685**, **17-0199**
- Mangroo, D., **16-1669**
- Mangru, N.N., **17-0035**
- Manhas, M.S., **07-0116**,
07-0105, **10-1599**
- Manimaran, T., **10-1032**
- Manju, K., **15-0792**, **16-1426**
- Manjivani, A., **16-0781**
- Mankand, N.P., **13-0306**
- Manley, J.M., **16-1803**
- Mann, A., **13-0608**, **15-2145**,
16-0379
- Mann, D.E., **01-0037**, **01-0085**,
05-0328
- Mann, G., **13-0125**
- Mann, J., **10-1041**, **15-2432**
- Mann, K., **02-0206**
- Mann, L.W., **15-2438**
- Mann, M., **02-0274**
- Manna, S., **10-1798**
- Mannarini, N., **13-0399**
- Mannen, S., **19-0295**
- Manner, J.A., **10-0165**, **10-0166**
- Mannhardt, H., **07-0008**
- Männig, D., **15-0697**
- Mannina, L., **03-0079**
- Mannion, M.R., **02-0067**,
02-0068, **13-0370**
- Mannschreck, A., **04-0038**,
04-0039, **04-0225**, **04-0508**
- Mannucci, S., **17-0376**, **19-1121**
- Mano, E., **19-0678**
- Mano, H., **17-0031**
- Manoharan, M., **02-0105**,
02-0311, **04-0337**, **04-0343**,
05-0029
- Manor, P.C., **03-0176**
- Manor, S., **10-1146**
- Manoso, A.S., **13-0631**,
13-0637
- Manoury, E., **15-1691**
- Mansfield, K.T., **15-2203**,
15-2206
- Manske, R.H.F., **10-0985**
- Mansoor, U.F., **12-0327**
- Mansuy, D., **12-0224**, **15-1892**
- Manta, N., **16-1134**
- Mantano, Y., **19-0245**
- Manthey, J.W., **10-0285**
- Manuel, G., **19-1403**
- Manuilov, A.V., **10-0393**
- Manyem, S., **14-0030**
- Manyik, R.M., **10-0902**
- Manzano, F.L., **14-0177**
- Manzer, L.E., **13-0599**
- Manzo, P.G., **07-0096**,
13-0062
- Manzocchi, A., **19-0098**,
19-0440
- Mao, C., **18-0499**
- Mao, J., **16-0687**, **19-1159**
- Maple, S.R., **16-0988**
- Maquestiau, A., **04-0486**
- Mar, E.K., **10-1542**
- Maradyn, D.J., **15-2248**
- Maragni, P., **11-0218**
- Marais, D.J., **02-0034**, **02-0037**
- Maran, U., **02-0406**, **12-0083**
- Marans, N.S., **12-0431**
- Marao, I., **15-1947**
- Marbet, R., **18-0676**
- Marcaccioli, S., **02-0058**
- Marcantoni, E., **10-0845**,
10-1064, **10-1123**, **11-0457**,
15-1018, **15-1105**, **15-1289**,
16-0487, **16-0521**, **16-0615**,
16-1618, **16-1666**, **17-0160**,
19-0997
- Marcantonio, K.M., **13-0272**
- Marcelli, T., **15-0225**
- March, J., **11-0191**, **12-0633**,
12-0660, **12-0680**, **16-0514**
- March, S., **15-1136**
- Marchalin, S., **16-1189**
- Marchand, A.P., **03-0101**,
04-0441, **05-0347**, **15-2103**,
15-2107, **15-2108**, **15-2110**,
15-2110, **15-2111**, **15-2183**,
15-2184, **15-2261**, **17-0168**,
17-0170, **17-0354**, **17-0478**,
18-0166, **18-0477**, **18-0841**
- Marchand, C., **15-2022**
- Marchand-Brynaert, J.,
10-0897, **15-2003**, **15-2048**,
15-2212
- Marchelli, R., **12-0118**
- Marchese, G., **10-1265**,
10-1770, **16-1924**, **16-1929**,
16-1929, **17-0013**, **17-0031**,
17-0056
- Marchese, L., **10-0819**
- Marchesini, A., **02-0143**
- Marchot, E.C., **05-0200**
- Marchueta, I., **15-2364**
- Marcin, L.R., **10-0899**
- Marciniak, B., **07-0033**,
07-0034
- Marcinkiewicz, S., **18-0686**
- Marcinow, Z., **02-0360**,
02-0362, **02-0363**
- Marco, J.A., **02-0277**, **16-0996**,
16-1289
- Marco, M., **07-0118**, **07-0119**,
13-0493, **13-0546**
- Marco-Contelles, J., **15-0834**,
15-1225, **15-1437**
- Marcotullio, M.C., **10-0563**,
10-0925, **12-0723**, **15-1625**,
16-0149, **19-0668**, **19-1726**
- Marcoux, J.-F., **13-0117**,
13-0174, **13-0385**, **15-2340**,
19-1148
- Marcum, J.D., **05-0313**
- Marcus, J., **16-1423**
- Marcus, N.L., **18-0868**
- Marcus, R., **16-1289**
- Marcus, R.A., **06-0027**, **08-0137**
- Marcuzzi, F., **15-0034**
- Marder, T.B., **15-0696**
- Marecot, P., **15-0424**
- Mareda, J., **10-0011**, **10-0326**,
15-2282
- Marek, I., **10-0625**, **10-1385**,
10-1520, **10-1531**, **12-0347**,
15-0500, **15-0874**
- Marets, J., **15-1168**
- Marfat, A., **15-0949**
- Margaretha, P., **07-0001**,
15-2238
- Margarita, R., **19-0204**, **19-1770**
- Margerison, D., **06-0053**,
06-0054
- Margolin, Z., **06-0077**, **06-0078**,
08-0051
- Margot, C., **17-0209**
- Margrave, J.L., **01-0025**,
02-0080, **04-0320**, **05-0346**,
14-0130
- Margues, A., **19-0815**
- Margulis, M.A., **07-0067**,
07-0070, **07-0079**
- Margulis, T.N., **04-0378**
- Maria, P., **03-0016**, **08-0076**,
08-0146
- Maria, P.-C., **08-0087**
- Marianelli, R.S., **16-1469**
- Mariani, A., **19-1141**
- Mariano, P.S., **07-0029**,
07-0044, **15-1295**, **15-1298**,
18-0849
- Marianucci, E., **16-0272**
- Marié, J.-C., **10-1277**
- Mariet, N., **15-2169**
- Marigo, M., **12-0124**, **12-0146**
- Marin, M., **19-0815**
- Marinas, J.M., **13-0576**,
15-0191, **15-0454**, **15-0574**,
19-1762

- Marinelli, F., **13-0504, 15-0245, 15-0848, 15-2423, 16-0163, 16-0279**
- Marinelli, G.P., **13-0281**
- Marinescu, L., **16-1873**
- Marinescu, L.G., **16-1873**
- Marinez, E.R., **11-0212**
- Marini, F., **15-0273**
- Marino, G., **02-0149, 10-0038, 11-0067, 11-0081, 11-0082, 11-0470**
- Marino, J.P., **11-0516, 14-0315, 19-1786**
- Marino-González, A., **19-0181**
- Marioni, F., **15-0014, 15-0022**
- Marisco, W.E., **15-0492**
- Mark, H.W., **10-0136, 10-0141, 10-0179**
- Mark, V., **10-0229**
- Markby, R., **15-1377**
- Markgraf, J.H., **19-0574, 19-0585, 19-0586**
- Markham, J., **15-0815**
- Markham, J.P., **15-0825**
- Markides, K.E., **09-0108**
- Markiewicz, M.K., **03-0113**
- Markiewicz, W., **10-0801**
- Märkl, R., **10-0254**
- Marko, D.E., **04-0349**
- Marko, I., **15-1691, 15-1701, 15-1702, 10-0549, 14-0194, 14-0274, 15-1285, 15-1529, 15-1530, 15-2102, 16-0681, 16-0799, 16-1618, 16-1909, 19-0122, 19-0123**
- Markó, I.E., **16-1239**
- Markó, L., **15-1495, 15-1496, 15-1497**
- Markov, J., **15-0843**
- Markov, P., **10-0833**
- Marković, D., **08-0123**
- Markovski, L.N., **01-0009, 16-1887**
- Marks, M.J., **16-2135**
- Marks, T.J., **15-0335, 15-0338, 15-0699, 15-1868, 15-1869, 15-1870, 15-1871, 15-1872**
- Marktscheffel, F., **19-0326, 19-1378**
- Markwell, R.E., **14-0133, 14-0134**
- Markworth, C.J., **13-0543**
- Marle, I., **04-0175**
- Marlier, J.F., **16-0018**
- Marmsäter, F.P., **12-0368**
- Maroni, R., **10-0258, 15-1639**
- Marotta, E., **15-0225**
- Marples, B.A., **15-1782**
- Marquais, S., **10-1373, 10-1395, 10-1413**
- Marquarding, D., **16-2124, 16-2128, 16-2133, 17-0479**
- Marque, S., **13-0109**
- Marques, C.A., **19-0339**
- Marques, F.de.A., **16-0583**
- Marques, M.M., **16-0027**
- Marquet, A., **04-0144, 05-0138, 16-0403**
- Marquet, J., **11-0192, 13-0007, 13-0064, 13-0066, 13-0158**
- Marquez, A., **16-0470**
- Marquez, R., **15-1227**
- Marquez, V.E., **19-1485**
- Márquez, F., **16-0672**
- Marquié, J., **11-0220, 16-2029, 19-1318**
- Marquis, E.T., **04-0483**
- Marradi, M., **19-0774**
- Marren, T.J., **15-1083**
- Marriott, P.R., **14-0097**
- Marriott, S., **01-0042, 09-0049, 09-0052, 09-0055**
- Marrocco, M., **19-0623**
- Marsaioli, A.J., **18-0655**
- Marsch, M., **05-0136, 05-0143**
- Marschner, C., **10-1662**
- Marsella, J.A., **10-0906**
- Marsh, F.D., **12-0235**
- Marshall, C., **04-0101**
- Marshall, D.R., **11-0463, 17-0049**
- Marshall, J.A., **04-0468, 04-0470, 04-0493, 10-1557, 10-1559, 15-0257, 15-0984, 16-0557, 16-0609, 17-0343, 18-0735, 19-1184**
- Marshall, J.L., **04-0264, 16-1670, 19-0018, 19-1320**
- Marshall, P.A., **15-0647**
- Marshall, P.J., **16-0029**
- Marshall, R.L., **16-0612**
- Marshall, T.B., **15-2172, 16-2080**
- Marshall, W.J., **12-0365**
- Marshall, W.S., **18-0329**
- Marsi, M., **17-0190**
- Marsman, B., **15-1806**
- Marson, C.M., **10-0386, 10-1608, 15-0383, 16-0433, 16-0433**
- Marstokk, K., **03-0054**
- Marston, C.R., **15-0253**
- Martel, J.P., **16-1381**
- Martell, A.E., **12-0074, 15-0206, 15-0792, 15-1477, 15-2362, 15-2429, 19-0718**
- Martelli, G., **15-2174**
- Marten, D.F., **10-1436**
- Martens, D., **02-0257, 18-0506**
- Martens, H., **15-1652**
- Martens, J., **04-0136**
- Marth, C.F., **16-1293, 16-1296**
- Marti, M.J., **10-1006**
- Martin, A., **12-0254, 14-0216, 16-1907**
- Martin, B., **12-0637**
- Martin, B., **16-1774**
- Martin, C.G., **11-0363, 19-0206**
- Martin, D., **10-0408, 10-0616, 16-2066**
- Martin, E., **10-1454**
- Martin, G.J., **11-0469**
- Martin, H., **15-2196, 18-0647**
- Martin, H.-D., **18-0642**
- Martin, H.J., **15-1004, 16-0414**
- Martin, I., **17-0131**
- Martin, J., **04-0363, 16-1248**
- Martin, J.C., **05-0050, 05-0233, 10-0198, 12-0402, 14-0026, 14-0049, 14-0114, 14-0183, 14-0184, 15-2185, 15-2190, 15-2212, 16-2113, 19-0198, 19-0198**
- Martin, J.S., **03-0052**
- Martin, K., **05-0187**
- Martin, K.J., **19-1517**
- Martin, M.G., **10-0988**
- Martin, M.M., **04-0457, 18-0050, 18-0074, 18-0085**
- Martin, M.T., **16-1780**
- Martin, P., **15-1642, 15-2178**
- Martin, P.L., **10-0079**
- Martin, P.S., **15-1298**
- Martin, R., **10-1299, 11-0550**
- Martin, R.A., **19-1738**
- Martin, R.B., **19-1689**
- Martin, R.H., **19-1056**
- Martin, S.F., **18-0802**
- Martin, V.S., **19-0590**
- Martín, J.D., **18-0820**
- Martin, R.B., **06-0031, 16-0103, 16-0315, 16-1556**
- Martin, R.H., **04-0186, 04-0067, 04-0068, 04-0069, 15-1862**
- Martin, S.F., **10-0504, 10-1665, 10-1728, 15-2121, 15-2302, 16-0399, 16-1195, 16-1273**
- Martin, S.J., **15-1915**
- Martin, V.S., **04-0193**
- Martin, W.P., **12-0323**
- Martin, W.B., **16-0385**
- Martín, M., **19-1272**
- Martín, R., **16-1940**
- Martín, S.E., **19-0116, 19-0805**
- Martín, V.S., **19-0408**
- Martín, Y., **16-0831**
- Martín-Matute, B., **13-0441**
- Martín-Ruiz, B., **13-0366**
- Martinek, T.A., **02-0429**
- Martinelli, G., **16-1322**

- Martinelli, M.J., **16-2161**
 Martinengo, T., **04-0196**
 Martinez, A.G., **10-0254, 16-2057**
 Martinez, C.A., **18-0362**
 Martinez, F.N., **05-0307, 14-0068, 14-0123**
 Martinez, G., **17-0415**
 Martinez, J., **15-0667**
 Martinez, L.A., **19-0089**
 Martínez, P., **15-0753**
 Martinez, R.I., **19-0010, 19-0386**
 Martínez, A.G., **10-0791, 10-1362, 10-1400, 11-0471**
 Martínez, F., **18-0141**
 Martínez, I., **16-1352, 16-1354**
 Martínez, K., **16-1352**
 Martínez, R., **10-0720, 15-1244**
 Martínez, S., **15-2415**
 Martínez-Davila, C., **18-0586**
 Martinez-Gallo, J.M., **12-0125**
 Martinon, S., **15-2234**
 Martinović, S., **16-1479**
 Martins, T.L.C., **12-0294, 15-0216, 15-0291**
 Martinu, T., **05-0365**
 Marto, S.J.L., **15-1907**
 Marton, D., **16-0645**
 Márton, J., **11-0010**
 Martorell, A., **15-1136**
 Martorell, G., **12-0389, 13-0237, 13-0299**
 Marty, R.A., **02-0181**
 Marty, W., **04-0205**
 Martynov, A.V., **15-0297**
 Martynov, V.F., **16-1215**
 Martynow, J., **19-0371**
 Martz, J.T., **10-1187**
 Marumoto, S., **18-0607**
 Maruo, M., **15-1330**
 Maruoka, H., **16-0676**
 Maruoka, K., **10-0643, 12-0368, 12-0521, 15-0704, 15-0707, 15-0971, 15-1001, 15-2344, 16-0621, 16-1101, 16-1487, 16-1503, 16-1691, 16-1839, 17-0277, 18-0143, 18-0158, 18-0339, 18-0340, 18-0341, 18-0702, 19-0155, 19-0946, 19-0965, 19-1004, 19-1244, 19-1774**
 Marusawa, H., **14-0105**
 Marutani, Y., **16-0687**
 Maruyama, K., **10-1261, 10-1375, 10-1509, 11-0444, 14-0395, 15-1991, 15-2257, 16-0491, 16-0531, 16-0533, 16-0613, 16-1017, 17-0031, 19-0258, 19-0633**
 Maruyama, T., **16-1047, 16-1051, 16-1418**
 Maruyama, Y., **11-0342, 18-0189**
 Marvel, C.S., **04-0001, 04-0013**
 Marvell, E.N., **10-0134, 11-0628, 15-0435, 17-0491, 18-0166, 18-0471, 18-0497, 18-0599, 18-0613, 18-0704, 18-0705**
 Marx, A., **16-0626**
 Marx, J.N., **15-0180, 18-0034**
 Marx, K.H., **10-1463**
 Marx, M., **19-0161**
 Marx, R., **05-0236**
 Maryanoff, B., **19-1750**
 Maryanoff, B.E., **04-0026, 15-2390, 15-2425, 16-1255, 16-1298, 16-1303, 16-1323, 16-1324, 16-1325, 19-0950, 19-1331**
 Maryanoff, C.A., **04-0026, 16-0362, 16-1024, 19-1295, 19-1331**
 Maryott, A.A., **01-0037**
 Marzabadi, C.H., **04-0348**
 Marzi, M., **16-1733**
 Marziano, N.C., **08-0129**
 Marzilli, T.A., **10-1318**
 Marzin, C., **02-0415**
 Marzinzik, A., **18-0717**
 Marzorati, L., **19-1782**
 Mas, J.-M., **10-1062**
 Mas, R.H., **04-0422**
 Masada, H., **10-0596, 10-0597, 10-0602, 10-1844**
 Masaki, M., **02-0421**
 Masaki, Y., **10-0657, 10-0811, 10-0846, 19-0227, 19-0421, 19-0655**
 Masala, S., **19-0677**
 Masamichi, T., **07-0012**
 Masamune, H., **15-1822**
 Masamune, S., **01-0011, 02-0208, 02-0214, 02-0220, 02-0248, 02-0250, 04-0133, 04-0148, 15-0680, 15-2297, 16-0708, 16-0985, 16-1014, 16-1018, 16-1025, 16-1034, 16-1050, 16-1315, 16-1651, 16-1655, 18-0487, 18-0840, 18-0843, 19-0445, 19-1294**
 Masaracchia, J., **15-2209**
 Masaya, K., **15-0971**
 Mascal, M., **03-0132**
 Mascareñas, J.L., **15-0827, 18-0791**
 Mascarenhas, C.M., **19-1776**
 Masci, B., **03-0130, 11-0138**
 Masdeu, A.M., **12-0748**
 Masdeu-Bultó, A.M., **10-1454**
 Mase, N., **15-1004**
 Mase, T., **11-0267, 13-0137**
 Maseras, F., **04-0049**
 Mashima, K., **19-1051**
 Mashima, M., **07-0079**
 Mashiro, R., **16-1121**
 Mashyanov, M.N., **15-0181**
 Masias, A., **10-0488, 10-0489**
 Masilamani, D., **19-1331**
 Maskell, R.K., **16-1496**
 Maskill, H., **08-0081, 08-0156, 10-0060, 10-0083, 10-0395, 16-2140**
 Maslak, P., **12-0232**
 Masler, W.F., **04-0146, 15-0597**
 Maslin, D.N., **19-1115**
 Masllorens, J., **13-0365, 13-0420**
 Maslov, S.A., **19-0701**
 Maslowsky Jr., E., **12-0001**
 Mason, D., **10-0458**
 Mason, H.J., **11-0245**
 Mason, R., **02-0259, 02-0265, 03-0083**
 Mason, S.F., **04-0126**
 Mason, T.J., **07-0079, 07-0082, 07-0095, 07-0066**
 Masour, T.S., **10-0508**
 Massa, A., **15-1822, 16-0756, 16-0757, 19-0823**
 Massa, W., **12-0030, 15-0094**
 Massaccesi, M., **11-0457, 16-0521, 16-1618**
 Massanet, G.M., **14-0177, 15-0284, 15-1710**
 Massat, A., **04-0295**
 Masse, J.P., **10-1303**
 Massey, A.G., **12-0573**
 Massey, W.D., **10-0895**
 Massicot, F., **19-1312**
 Masson, G., **15-1009**
 Masson, S., **10-1454**
 Massoui, M., **19-0708**
 Massy, D.J.R., **16-0398**
 Massy-Westropp, R.A., **10-1518, 16-1340, 19-1395**
 Mastantuono, A., **16-0831**
 Masterman, S., **10-0003, 10-0014, 16-1562, 17-0105**
 Masters, A.P., **17-0392**
 Mastracchio, A., **13-0193**
 Mastroilli, E., **15-0036, 16-0442**
 Masuda, H., **15-1561, 19-1745**
 Masuda, M., **13-0583**
 Masuda, R., **19-0934**
 Masuda, S., **01-0029, 11-0375, 18-0352**

- Masuda, Y., **10-1217, 12-0452, 12-0546, 13-0293, 13-0633, 15-1192**
- Masui, A., **03-0168**
- Masui, M., **19-0487**
- Masumi, N., **13-0615**
- Masuno, M.N., **15-0474**
- Measure, D., **11-0226, 15-2102**
- Masuyama, Y., **10-0885, 16-0495, 16-0620, 16-0635, 19-0130, 19-0450**
- Mata, J., **19-0970**
- Mata, P., **04-0101**
- Matacz, Z., **10-1580, 12-0212, 12-0338**
- Mataka, S., **10-0507**
- Matallana, A., **04-0383**
- Matano, Y., **10-1201, 19-0119**
- Matasa, C., **12-0204**
- Matassa, V.G., **12-0035**
- Mateescu, G.D., **05-0083, 10-0181, 11-0014, 11-0015**
- Mateo, C., **12-0276, 15-2392**
- Mateo, S., **06-0062**
- Mateus, C.R., **16-0776**
- Mathé, D., **07-0111**
- Matheny, N.P., **14-0207**
- Mathes, C., **18-0828**
- Matheson, A.F., **06-0074**
- Mathew T.S., **19-0136**
- Mathew, J., **19-0491**
- Mathew, L., **10-0565, 14-0074**
- Mathew, T., **04-0447, 11-0157, 11-0223, 11-0236**
- Mathey, F., **10-1454**
- Mathias, J.P., **02-0312**
- Mathias, L.J., **10-0467**
- Mathieu, B., **08-0189, 15-2004, 15-2011**
- Mathieu, J., **04-0136, 15-2105**
- Mathre, D.J., **18-0302**
- Mathur, N.K., **16-1817**
- Mathur, S.N., **10-0459**
- Mathvink, R.J., **15-1352**
- Mathy, A., **18-0183**
- Matias, P., **18-0637**
- Matice, J.J., **11-0556**
- Matier, W.L., **13-0773**
- Matin, S.B., **19-1131**
- Matínez, R., **04-0361**
- Matinopoulos-Scordou, A.E., **13-0571**
- Matić, R., **14-0212**
- Matlack, G.M., **19-0838**
- Matos, C.R., **15-2177**
- Matos, M.R.P.N., **10-1213**
- Matović, R., **10-1562**
- Mátrai, J., **18-0593**
- Matshshita, Y., **15-0204**
- Mattsson, O., **10-0854, 12-0064, 17-0038**
- Matsu, J.-i., **11-0423**
- Matsuba, N., **05-0258, 05-0259**
- Matsubara, K., **19-1094**
- Matsubara, S., **13-0433, 15-0945, 15-1206, 15-1265, 15-1290, 16-0669, 16-0823, 16-1368, 17-0310, 19-0215, 19-1659**
- Matsubara, Y., **11-0542, 15-1921**
- Matsubra, S., **16-1365**
- Matsuda, A., **16-1277, 18-0488**
- Matsuda, H., **12-0317, 12-0755, 16-1727, 17-0310, 19-1001, 19-1139**
- Matsuda, I., **10-1468, 10-1469, 15-1055, 15-1459, 15-1474, 16-1017**
- Matsuda, K., **05-0290, 10-0170, 19-0066**
- Matsuda, M., **14-0120**
- Matsuda, S., **14-0373**
- Matsuda, T., **11-0507, 13-0362, 13-0366, 13-0724, 14-0364, 14-0368, 19-1022, 19-1023**
- Matsuda, Y., **02-0317, 16-0694**
- Matsugi, M., **12-0252, 14-0008**
- Matsuhashi, H., **10-1198, 10-1207, 15-1773**
- Matsui, H., **16-0022**
- Matsui, R., **15-0608**
- Matsui, T., **09-0026, 15-0203, 15-0204, 16-0823**
- Matsukawa, M., **17-0202**
- Matsukawa, S., **16-0522, 16-1109, 16-1119, 19-1674**
- Matsukawa, Y., **15-0940**
- Matsuki, K., **19-1478**
- Matsukida, H., **15-1237**
- Matsumasa, K., **15-1360**
- Matsumoto, A., **05-0277**
- Matsumoto, H., **03-0126, 10-0513, 10-1227, 13-0465, 15-1183, 15-1641**
- Matsumoto, K., **06-0051, 09-0085, 09-0086, 10-0475, 12-0252, 15-1773, 15-1843, 15-2136, 16-1017, 16-1149, 16-1163, 16-1450, 16-1826, 16-1830, 18-0148, 19-1781**
- Matsumoto, M., **02-0304, 02-0306, 04-0212, 10-1196, 15-0417, 15-2152, 19-0431**
- Matsumoto, N., **16-1095, 16-1134**
- Matsumoto, S., **15-0354, 16-0711**
- Matsumoto, T., **04-0193, 10-0504, 10-1089, 13-0050, 16-1497**
- Matsumoto, Y., **10-0691, 12-0035, 15-0657, 15-0700, 16-0754**
- Matsumura, A., **15-0922**
- Matsumura, H., **15-0841**
- Matsumura, K., **15-0611**
- Matsumura, R., **10-0676**
- Matsumura, S., **19-0120, 19-0223, 19-1343**
- Matsumura, T., **15-2304**
- Matsumura, Y., **05-0250, 14-0284, 17-0435, 18-0276, 18-0340, 19-1009, 19-1144, 19-1563**
- Matsunaga, H., **19-1049**
- Matsunaga, N., **01-0091, 02-0039, 02-0039**
- Matsunaga, S., **10-0689, 15-0994, 15-1023, 15-1303, 16-0898, 16-1044, 16-1272, 19-0340, 19-1677**
- Matsunaka, K., **19-0552**
- Matsuno, T., **19-1670**
- Matsuo, G., **15-0749**
- Matsuo, H., **16-1051**
- Matsuo, J.-i., **11-0423, 10-1618, 11-0290, 11-0324, 17-0295, 19-0243, 19-0244**
- Matsuo, K., **12-0720**
- Matsuo, T., **16-1119**
- Matsuo, Y., **16-1041, 19-0688**
- Matsuoka, H., **19-1659**
- Matsuoka, K., **16-0493, 19-1006, 19-1058**
- Matsuoka, M., **19-0967**
- Matsuoka, T., **13-0314, 15-0968**
- Matsushima, Y., **10-1469**
- Matsushita, H., **10-1377, 15-1236, 19-1287**
- Matsushita, M., **05-0284, 16-0133**
- Matsushita, N., **10-1704**
- Matsushita, T., **10-0273**
- Matsushita, Y., **15-0203**
- Matsuura, H., **16-0633**
- Matsuura, T., **15-2155, 18-0880, 19-0281**
- Matsuura, Y., **04-0334, 15-0374**
- Matsuya, T., **14-0013**
- Matsuya, Y., **16-0782**
- Matsuya, Y., **19-1518**
- Matsuyama, H., **11-0260**
- Matsuyama, K., **05-0297, 10-1654**
- Matsuyama, T., **16-0535**
- Matsuyama, Y., **10-1466**
- Matsuzo, S., **15-1066**

- Matsuzaki, S., **10-0734**
Matsuzawa, H., **19-0985**
Matsuzawa, S., **16-0581**
Matsuzono, M., **13-0648**
Matt, C., **10-1830, 15-1939, 16-0115**
Matt, D., **03-0179**
Matt, J.W., **18-0077**
Matta, C.F., **04-0454**
Mattay, J., **04-0091, 14-0073, 15-2063**
Matte, D., **12-0725**
Matter, Y.M., **15-0101**
Mattern, D.L., **15-0969**
Mattern, R.-H., **17-0151**
Mattes, H., **10-1142**
Mattes, K., **13-0047**
Mattes, S.L., **07-0054, 15-2252**
Matteson, D.S., **12-0471, 10-1415, 10-1417, 12-0002, 12-0442, 12-0458, 15-0636, 15-0661, 15-0674, 15-1660, 16-1393, 18-0420, 18-0434**
Matteucci, M., **19-0797**
Matthews, B.R., **16-1422**
Matthews, C.N., **16-1302**
Matthews, G.J., **15-1633**
Matthews, I.R., **10-1538**
Matthews, P.S.C., **01-0001**
Matthews, R.T., **05-0212**
Matthews, W.S., **05-0105, 17-0344**
Matthey, G., **11-0489**
Matts, T.C., **10-0079**
Mattson, A.E., **15-1339, 15-1368, 16-0724**
Mattson, R.J., **16-0361**
Matturo, M.G., **04-0519**
Matturo, M., **18-0623**
Matty, L., **19-1148**
Matui, C., **10-1126, 10-1443**
Matula, T.J., **07-0075**
Matusamy, S., **12-0355, 15-0807**
Matusch, R., **02-0178, 04-0437, 17-0512**
Matuszewski, B., **17-0515**
Matveev, A.A., **10-0202, 10-0425**
Matveeva, E.D., **10-1087**
Matveeva, M.K., **13-0720**
Matvienko, V.N., **10-0263**
Matyusha, A.A., **11-0351**
Matz, J.R., **14-0413, 14-0414**
Matzger, A.J., **02-0289**
Matzner, E., **15-2116**
Mau, A.W.-H., **13-0413**
Mauder, H., **16-2087**
Mauduit, M., **18-0771**
Mauger, E., **15-0087**
Maughan, P.J., **11-0567**
Maughan, W., **10-0992**
Mauksch, M., **02-0338, 02-0339**
Mauleón, P., **15-1129**
Maulitz, A.H., **02-0081**
Maumy, M., **11-0539, 19-0279, 19-0436**
Maurel, R., **10-0778**
Mauret, P., **15-2407**
Mauriello, G., **11-0285**
Maurin, J., **08-0174**
Maus, S., **16-0564**
Mauzé, B., **10-1524, 16-1223**
Maverick, A., **10-0392**
Maverick, E., **02-0271**
Mävers, U., **16-1270**
Mavropoulos, I., **15-0264**
Mavrov, M.V., **15-0106**
Maw, G., **12-0456**
Maw, G.A., **17-0107, 17-0108, 17-0121**
Mawson, S.D., **12-0197**
Maxton, P.M., **03-0072**
Maxwel, J.I., **08-0049**
Maxwell, B.E., **18-0746**
Maxwell, B.J., **15-1279**
Maxwell, C.R., **10-1538**
Maxwell, R.J., **14-0151, 18-0047**
May, E.J., **15-2306**
May, E.L., **11-0401**
May, G.L., **14-0330**
May, H., **10-0639**
May, J.A., **17-0279**
May, L.M., **19-0076**
May, P.J., **09-0015**
May, S.A., **11-0335**
Mayadunne, R.T.A., **15-1257**
Mayahi, M.F., **14-0103, 16-1846**
Mayants, A.G., **12-0709**
Mayasundari, A., **13-0428**
Maye, J.P., **15-0778**
Mayeda, E.A., **19-0691**
Mayer, A., **19-1800**
Mayer, E., **11-0366**
Mayer, J., **02-0272, 09-0100**
Mayer, R., **16-0002, 16-0204, 16-1724, 19-1456, 19-1791, 19-1802**
Mayer, R.P., **18-0035**
Mayer, S., **07-0118**
Mayer, S.F., **10-0703**
Mayer, U., **04-0478, 14-0263**
Mayers, D.A., **18-0126**
Maynard, G.D., **12-0665, 18-0601**
Maynes, G.G., **15-0142**
Mayo, **18-0161**
Mayo, F.R., **15-0172, 14-0022, 14-0214, 15-0062**
Mayo, J.D., **10-0294**
Mayo, K.G., **18-0773**
Mayon, P., **15-1225**
Mayoral, E.P., **18-0570**
Mayoral, J.A., **15-2038, 15-2054, 15-2059, 15-2063, 15-2305, 16-0689**
Mayr, H., **05-0072, 05-0098, 10-0009, 10-0028, 10-0282, 10-0355, 10-0407, 10-1673, 11-0354, 15-0002, 15-0029, 15-0716, 15-1636, 15-1637, 15-1927, 15-1963, 15-1979, 15-2212, 15-2282, 16-1020, 16-1419**
Mayuoka, K., **10-0713**
Mazaleyrat, J., **16-0490, 16-1190**
Mazhar-Ul-Haque, **16-1302**
Mazid, M., **15-1092**
Mazidi, M.R., **16-0063**
Mazik, M., **03-0065**
Mazloumi, Gh., **16-1752**
Mazume, T., **16-1726**
Mazur, R.H., **10-0193**
Mazur, S., **02-0237**
Mazur, U., **19-0379**
Mazur, Y., **10-0733, 10-0761, 16-0110, 16-0180, 16-1722, 19-0454, 19-0765**
Mazzacani, A., **15-1770, 16-0255, 16-1151, 19-0532**
Mazzali, A., **16-1260**
Mazzanti, A., **04-0060, 04-0087, 04-0315, 04-0416**
Mazzeo, C., **18-0123**
Mazzocchi, P.H., **15-2235, 18-0471, 18-0590**
Mazzola Jr., R.D., **15-1412**
Mazzone, L., **10-1325**
Mbiya, K., **15-2146**
McAdams, L.V., **17-0357**
McAdoo, D.J., **18-0536**
McAlistler, D.R., **15-2405**
McAlistler, J.A., **16-1601**
McAllister, G.D., **16-0341**
McAllister, M.A., **03-0001, 03-0040, 04-0221, 16-2112**
McAllister, T.L., **12-0285**
McAnda, A.F., **15-0624**
McBay, H.C., **14-0288, 14-0290**
McBee, E.T., **11-0224, 14-0063**
McBride, C.M., **19-0026**
McBride, J., **05-0231**
McBride, J.M., **02-0235, 04-0186, 18-0056**
McCabe, J.F., **03-0069**
McCabe, J.R., **15-2096**
McCague, R., **02-0267, 02-0270**
McCall, J.M., **18-0850**

- McCall, M.J., **18-0032**
 McCallum, J.S., **19-1374**
 McCann, S., **18-0667**
 McCapra, F., **09-0015**
 McCauley, C.C., **17-0392**
 McCarrick, M.A., **15-2118**
 McCarrroll, A.J., **15-1218**
 McCarron, M., **19-0393**
 McCarry, B.E., **15-0784**
 McCarthy Jr., J.R., **18-0044**
 McCarthy, D.G., **06-0045**,
17-0478
 McCarthy, J.R., **10-0899**,
12-0190, **13-0430**, **13-0527**,
16-0361
 McCarthy, K.E., **10-1353**
 McCarty, C.G., **04-0219**,
17-0450, **18-0306**, **18-0874**,
18-0874
 McCasland, G.E., **04-0018**
 McCaulay, D.A., **11-0598**
 McCauley, M.D., **19-1459**
 McCay, P.B., **05-0260**
 McClelland, C.W., **15-1537**
 McClellan, A.L., **01-0034**,
03-0001, **03-0032**
 McClelland, R.A., **05-0011**,
05-0397, **08-0117**, **09-0067**,
10-0040, **10-0329**, **10-0527**,
10-0530, **10-0536**, **13-0771**,
16-0023, **16-0027**, **16-0157**,
16-1595, **16-1596**
 McCloskey, C.J., **10-1505**,
19-1720
 McCloskey, C.M., **10-1119**
 McCloskey, P.J., **11-0653**
 McClung, R.E.D., **15-0012**
 McClure, C.K., **15-1688**,
15-1988, **16-1018**, **16-1706**
 McClure, J.D., **18-0366**
 McClure, M., **18-0160**
 McClure, M.S., **13-0649**
 McCluskey, A., **11-0396**,
16-0629, **16-1172**
 McCluskey, J.G., **10-1186**
 McCollum, G.J., **09-0060**
 McCombie, S.W., **10-1286**,
13-0442, **16-2178**
 McCombie, S.W., **19-1402**
 McCombs, D.A., **15-0548**
 McConaghy Jr., J.S., **05-0403**
 McConnell, H.M., **05-0273**
 McConvey, I.F., **13-0407**,
13-0492
 McCormac, P.B., **13-0415**
 McCormick, J.P., **19-0480**,
19-0650
 McCormick, J.R.D., **16-1285**
 McCortney, B.A., **10-0103**
 McCown, J.D., **10-0381**
 McCoy, L.L., **03-0041**, **14-0178**,
14-0181
 McCrary Jr., T.J., **10-0279**
 McCrindle, R., **19-1338**
 McCubbin, Q.J., **15-1493**
 McCulla, R.D., **17-0284**
 McCullagh, J.V., **15-0820**,
15-2391
 McCullough, J.J., **15-0113**,
15-2439
 McCullough, K.J., **04-0086**
 McCullough, L.G., **18-0828**,
18-0829
 McDaid, P., **15-1331**, **16-1627**
 McDaniel, A.L., **10-0889**
 McDaniel, C.W., **03-0101**,
04-0177
 McDaniel, D.H., **03-0052**,
03-0055, **08-0018**, **08-0040**,
09-0033
 McDermott, J.X., **19-0727**
 McDermott, M., **10-0462**,
19-0854
 McDermott, P.J., **14-0423**
 McDonagh, P.M., **04-0369**
 McDonald, C., **19-0708**
 McDonald, D.Q., **15-0123**
 McDonald, F.E., **15-0231**,
15-0246, **15-0335**
 McDonald, G.J., **06-0074**
 McDonald, J.H., **04-0141**
 McDonald, K., **12-0385**
 McDonald, R., **04-0072**
 McDonald, R.L., **08-0127**
 McDonald, R.N., **15-1786**,
18-0251
 McDonald, S., **14-0089**
 McDonald, S.R., **10-0436**
 McDonald, W.S., **15-2187**
 McDonough, C.S., **18-0685**
 McDougal, N.T., **16-0801**
 McDougal, P.G., **04-0206**,
15-1850
 McDougall, A.O., **16-0037**
 McDougall, P.J., **16-1146**
 McElvain, S.M., **10-0659**
 McElvany, S.W., **02-0356**
 McEnroe, F.J., **16-0542**
 McEwen, A.B., **04-0241**,
15-0436
 McEwen, I., **03-0057**, **17-0050**,
17-0133, **17-0191**
 McEwen, W.E., **16-1294**,
16-1304, **18-0557**
 McFarland, C., **18-0680**
 McFarland, P.E., **16-1893**
 McFarlane, F.E., **10-0162**
 McGaffin, G., **18-0571**, **18-0590**
 McGahan, T.J., **10-0698**
 McGahey, L.F., **12-0014**
 McGarraghy, M., **12-0089**,
12-0417
 McGarrigle, E.M., **15-1835**
 McGarrity, J.F., **02-0402**,
05-0151, **10-0391**, **10-0637**,
19-0361
 McGarrity, M.J., **10-0015**
 McGarry, D.G., **16-0849**
 McGarvey, B.R., **15-0416**
 McGarvey, G., **12-0619**
 McGarvey, G.J., **12-0568**
 McGee Jr., H.A., **15-2283**
 McGee Jr., K.F., **15-2436**
 McGee, L.R., **16-1003**
 McGee, M.J., **19-0450**
 McGee, T.W., **15-1539**
 McGhie, J.F., **19-1410**, **19-1411**
 McGill, C.K., **13-0676**
 McGill, P., **15-1744**
 McGillivray, G., **13-0099**
 McGinnis, J., **18-0778**
 McGirk, R.H., **10-0049**
 McGlinchey, M.J., **02-0351**,
12-0596
 McGoff, D., **08-0079**
 McGrail, P.T., **10-1225**, **15-1254**
 McGrath, B.P., **14-0186**
 McGrath, D.V., **15-1696**,
19-0196
 McGreer, D.E., **17-0504**
 McGregor, S.D., **17-0351**
 McGuchan, D.C., **13-0658**
 McGuinness, J.A., **14-0164**
 McGuire, M.A., **16-2010**,
16-2099
 McGuirk, P.R., **15-0949**
 McHenry, B.M., **14-0413**
 McInnis, E.L., **18-0464**
 McIntosh, C.L., **02-0213**,
13-0047
 McIntosh, M.C., **04-0125**,
10-0899, **18-0680**
 McIntyre, J.S., **05-0015**
 McIsaac Jr., J.E., **10-0372**,
15-1776
 McIver Jr., R.T., **02-0371**,
08-0223, **08-0231**, **08-0235**,
08-0236, **12-0661**, **16-1568**,
19-0016
 McIver, E.G., **10-0600**
 McKean, D.R., **10-1048**,
12-0316, **17-0190**
 McKee, B.H., **10-1411**
 McKee, D.W., **15-0454**
 McKee, R., **15-2126**
 McKeer, L.C., **11-0262**
 McKellin, W.H., **19-1616**
 McKelvey Jr., J.M., **11-0305**
 McKelvey, D.R., **01-0002**,
06-0087

- McKelvey, R.D., **14-0097, 18-0854**
 McKelvie, N., **16-1262, 16-1289**
 McKendrick, J.J., **03-0156**
 McKendry, S., **15-1928**
 McKenna, C.E., **19-1571, 19-1573**
 McKenna, J., **17-0084**
 McKennis, J.S., **18-0502, 18-0638**
 McKennon, M.J., **13-0780, 19-1082**
 McKenzie, A., **15-0006**
 McKenzie, C.J., **16-0132**
 McKenzie, J.R., **15-1066**
 McKeon, J.E., **19-0588**
 McKeown, E., **14-0234**
 McKervey, M.A., **04-0050, 04-0136, 04-0457, 10-0576, 12-0352, 12-0357, 12-0687, 15-2286, 15-2298, 18-0050, 18-0113, 18-0117, 19-1780**
 McKie, J.A., **16-0498**
 McKillop, A., **10-0542, 11-0229, 11-0405, 13-0099, 13-0100, 13-0263, 13-0283, 13-0284, 13-0575, 13-0660, 14-0336, 14-0370, 14-0371, 14-0431, 16-1412, 16-1605, 16-1817, 16-2008, 16-2042, 18-0231, 19-0010, 19-0097, 19-0405, 19-0454, 19-0770, 19-0855, 19-1798**
 McKinley, N.F., **10-1514**
 McKinnell, R.M., **11-0137, 19-0115**
 McKinney, M.A., **19-1341**
 McKinney, R.J., **15-1504**
 McKinnis, B.R., **16-0449**
 McKinnon, D.M., **03-0054**
 McKittrick, B.A., **10-0497**
 McKnight, C., **18-0070**
 McKoon, E., **15-0614**
 McKown, J.W., **14-0200**
 McKusick, B.C., **10-1791, 15-0073, 15-2192, 15-2279, 16-0205**
 McLafferty, F.J., **02-0039**
 McLafferty, F.W., **14-0168**
 McLain, S.J., **18-0836**
 McLane, R.C., **16-0925**
 McLaughlan, K.A., **05-0220**
 McLaughlin, M., **15-1429**
 McLaughlin, M.L., **06-0026**
 McLaughlin, T.G., **19-0714**
 McLay, G.W., **15-1046, 16-1605**
 McLean, S., **18-0539**
 McLeish, M.J., **19-1573**
 McLennan, D.J., **06-0062, 06-0069, 10-0060, 10-0079, 10-0083, 10-0304, 17-0036, 17-0037, 17-0061, 17-0064, 17-0068, 17-0069, 17-0073, 17-0074**
 McLeod Jr., W.D., **16-0956**
 McLeod, M.D., **15-1863**
 McMahan, R.J., **05-0388, 18-0227**
 McMahan, T.B., **08-0146, 08-0223, 10-0010**
 McManus, S., **10-0102, 10-0420**
 McManus, S.P., **05-0001, 05-0002, 05-0099, 05-0202, 05-0313, 05-0327, 05-0396, 10-0060, 10-0119, 10-0308, 10-0328, 10-0432, 10-0920, 12-0345, 13-0037, 14-0001, 15-0016, 15-2261, 16-0193**
 McMasters, D., **02-0331**
 McMeeking, J., **15-2201**
 McMichael, K.D., **18-0656**
 McMillan, F.H., **19-1799**
 McMillan, W.D., **02-0071**
 McMillen, D.F., **05-0265**
 McMillen, D.W., **15-1512**
 McMillen, H.A., **18-0487, 18-0488**
 McMorran, D.A., **15-1366**
 McMullan, R.K., **18-0637**
 McMurdie, N., **10-0324**
 McMurry, J., **10-1174**
 McMurry, J.E., **03-0061, 03-0062, 04-0246, 10-0401, 10-1346, 10-1347, 10-1359, 10-1503, 10-1816, 12-0049, 12-0257, 16-1065, 17-0331, 17-0402, 19-1680, 19-1709, 19-1710, 19-1714, 19-1716, 19-1719, 19-1721, 19-1725, 19-1727**
 McMurry, M.E., **08-0165**
 McNabb, S.B., **16-0940**
 McNally, S.J., **15-0993**
 McNamara III, W.B., **07-0070, 07-0072**
 McNamara, C., **15-1690**
 McNamara, J.P., **15-0985**
 McNaught, A.D., **05-0006, 06-0047**
 McNeas, R.S., **12-0400**
 McNeill, K., **16-0284**
 McNelis, E., **11-0622**
 McNesby, J.R., **05-0377, 12-0379, 12-0379**
 McNulty, J., **07-0097, 13-0491, 16-1173**
 McOsler, C.C., **15-0471, 19-1303**
 McParland, M., **18-0272**
 McPhee, D.J., **19-1533**
 McPhee, W.D., **18-0198**
 McPherson, C.A., **15-0030**
 McQuilkin, R.M., **02-0300, 02-0301, 02-0305**
 McQuillin, F.J., **15-0416, 19-1368**
 McRiner, A.J., **15-0536**
 McRowe, A.W., **18-0100**
 McShane Jr., H.F., **16-2069**
 McSorley, E., **13-0649**
 McSwaney, J.V., **13-0665**
 McTigue, P., **08-0038**
 McTigue, P.T., **08-0034**
 Mdleleni, M.M., **07-0070**
 Meagley, R.P., **12-0356**
 Meah, M.Y., **10-0662**
 Meakin, P.Z., **15-0464**
 Mealy, M.J., **15-0878, 18-0406**
 Meanwell, N.A., **11-0436**
 Mebane, R.C., **15-1588, 19-1313**
 Mecca, T.G., **10-0077, 10-0222**
 Mechiorre, P., **10-0931**
 Mechoulam, H., **18-0738**
 Meckel, M., **02-0259**
 Meckler, H., **16-0423**
 Medary, R., **18-0509**
 Médebielle, M., **13-0052, 16-0572**
 Medel, R., **15-0302, 18-0781**
 Medici, A., **15-1791, 19-0232, 19-0872**
 Medina, J.R., **15-0652**
 Medina, M.A., **05-0141, 05-0181**
 Medina, R., **13-0033**
 Medson, C., **19-1022**
 Meehan, G.V., **04-0325, 18-0551**
 Meek, A.G., **10-0203**
 Meek, J.S., **10-0841, 17-0011**
 Meekel, A.A.P., **15-2017**
 Meerbeek, T.G., **18-0329**
 Meerdink, J.E., **10-0980**
 Meerwein, H., **10-0739, 12-0345, 18-0014**
 Megarity, E.D., **07-0054**
 Meghani, P., **16-0757**
 Meguriya, N., **16-0645**
 Meguro, M., **10-0958, 10-1544, 15-0362**
 Mehdi, A., **13-0481**
 Mehdinejad, H., **13-0227**
 Mehler, G., **15-0413, 15-0600**
 Mehler, K., **05-0163**
 Mehlretter, G., **11-0512**
 Mehlretter, G.M., **19-0238**
 Mehmandoust, M., **18-0692**

- Mehmedbasich, E., 16-1469
 Mehrdad, M., 10-0928
 Mehrotra, 19-1605
 Mehrotra, A., 10-0808
 Mehrotra, A.K., 10-1089,
 15-2185, 16-0164, 16-1523,
 18-0733
 Mehrsheikh-Mohammadi, M.E.,
 05-0245, 10-0306, 14-0089
 Mehta, A.S., 17-0248
 Mehta, G., 02-0197, 02-0360,
 10-0188, 10-0693, 16-0007,
 16-0008
 Mehta, S., 10-1199, 19-0839
 Mei, Y., 19-0312
 Meidar, D., 10-1147, 11-0636,
 15-0207
 Meidine, M.F., 10-0995
 Meienhofer, J., 16-1797, 16-
 1816, 16-2133
 Meier, G.B., 19-1538
 Meier, G.P., 16-1301
 Meier, H., 02-0066, 04-0471,
 04-0472, 12-0646, 15-2047,
 17-0502, 18-0211
 Meier, M., 18-0404
 Meier, M.S., 02-0366
 Meier, T., 10-1456
 Meiere, S.H., 15-2074
 Meignein, C., 16-0716
 Meijer, A., 15-2030
 Meijer, E.W., 07-0061, 11-0480,
 12-0743
 Meijer, J., 10-0230, 12-0500,
 15-0951
 Meijer, R.H., 19-0216
 Meijide, F., 12-0703
 Meinecke, A., 10-1536
 Meinema, H.A., 15-0522
 Meintzer, C.P., 14-0158,
 14-0188
 Meinwald, J., 04-0232,
 04-0435, 12-0237, 15-1618,
 17-0269, 18-0641, 18-0642
 Meinwald, Y.C., 04-0078,
 04-0435, 15-1618
 Meisenheimer, J., 13-0006
 Meisinger, R.H., 02-0255
 Meislich, H., 10-0224
 Meister, A., 16-2136
 Meister, H., 17-0252, 17-0311
 Meisters, A., 10-1506, 15-1146,
 16-0676, 16-1974
 Meiswinkel, A., 15-0413
 Meixner, J., 15-1214
 Mekhalfia, A., 14-0194,
 14-0274
 Mekhtiev, S.D., 11-0407
 Mekhtieva, V.Z., 15-0261
 Mekley, N., 05-0394
 Melamed, D.B., 12-0699
 Melamed, M., 12-0449
 Melamed, U., 05-0135
 Melander, L., 06-0059, 11-0006
 Melby, L.R., 03-0097
 Melchiorre, P., 15-0993,
 16-1434
 Mele, G., 18-0123
 Melega, W.P., 02-0172
 Melera, A., 02-0273
 Meli, A., 15-0279, 15-2406
 Melikyan, G.G., 15-1650
 Melikyan, V.R., 16-1462
 Mello, R., 19-0515, 19-0615,
 19-0799
 Mellon, M.G., appendixA-0001
 Melloni, A., 10-1469
 Melloni, G., 10-0258, 11-0376,
 15-0034, 15-0079, 15-0082,
 15-1639, 19-1537
 Mellor, D.P., 04-0007
 Mellor, J.H., 14-0266
 Mellor, J.M., 04-0240, 15-1851,
 15-1917, 15-2117, 19-0438
 Melman, A., 16-1663
 Melnyk, O., 12-0103
 Melpolder, J.B., 02-0047
 Melpolder, J.P., 13-0423
 Melville, M.G., 11-0481
 Melvin Jr., L.S., 02-0089,
 16-1376, 16-1402
 Memarian, H.R., 19-0035,
 19-0036, 19-0038, 19-0039,
 19-0040
 Menapace, H.R., 18-0758
 Menapace, L.W., 19-1346
 Menashe, N., 15-0220
 Mencarelli, P., 04-0052,
 05-0241
 Menche, D., 16-0647
 Mende, U., 02-0213
 Mendenhall, G.D., 14-0232,
 19-0281
 Mendez, R., 04-0372
 Méndez, F., 08-0158
 Méndez, M., 10-1472, 13-0311,
 15-0776, 15-0818,
 15-0820
 Méndez-Andino, J., 18-0806
 Mendonça, G.F., 15-0178
 Mendonça, J.de S., 19-1088
 Mendonça, P., 13-0194
 Mendoza, J.S., 19-1224
 Menegheli, P., 11-0495
 Menéndez, M., 16-0135
 Menéndez, J.C., 10-0990,
 15-2144
 Menes-Arzate, M., 15-1244
 Meneses, R., 15-0578, 16-1618,
 19-0940
 Meneyrol, J., 19-1243
 Menezes, P.H., 10-0828,
 15-0944, 15-1325
 Menezes, R.F., 15-2061
 Meng, G., 16-0323, 19-1627
 Meng, Q., 12-0100, 12-0101,
 16-0762
 Meng, W.-D., 15-1671
 Meng, X.-J., 19-1017
 Meng, Y., 15-1158
 Meng, Z., 13-0040
 Menge, W.M.P.B., 16-1249
 Mengel, W., 16-1226
 Mengershauser, J.V., 16-2070
 Menger, F.M., 03-0143,
 04-0310, 04-0435, 06-0010,
 10-0176, 16-0028, 16-1570,
 16-1593, 19-0099
 Menges, F., 15-0425, 15-0605
 Mengler, H., 16-2047
 Menichetti, S., 15-1607,
 15-1845
 Mennen, S., 15-1368, 16-0724
 Menon, B., 05-0110, 05-0130,
 08-0065, 08-0066
 Menon, B.C., 12-0639
 Menoret, G., 18-0143
 Menyailo, A.T., 19-0345
 Menzel, K., 12-0299
 Menzer, S., 03-0184
 Meot-Ner, M., 03-0001,
 05-0026, 08-0191, 08-0223
 Méou, A., 15-0999, 15-1923
 Meracz, I., 15-2042
 Merbouh, N., 19-0196
 Mercier, F., 10-1454
 Mereddy, A.R., 12-0485
 Meredith, C.C., 02-0134
 Mereiter, K., 16-0687
 Merényi, R., 04-0440, 05-0243,
 05-0245, 15-2182, 15-2222,
 15-2359, 17-0358, 18-0634,
 18-0635, 18-0729, 19-0840,
 19-1795
 Merer, A.J., 07-0014
 Meresz, O., 16-1468
 Mereu, A., 16-0777, 16-0803
 Mergelsberg, I., 14-0455
 Merger, F., 16-1649
 Merino, J.A.V., 19-0336
 Merino, P., 16-0929
 Merk, W., 18-0500, 18-0501
 Merkel, A., 10-0344
 Merkert, J., 15-1298
 Merkey, J.H., 15-0861, 15-0862
 Merkushev, E.B., 11-0282,
 12-0522, 13-0262, 19-0741
 Merle, D., 16-2132
 Merlic, C.A., 10-1485, 13-0361,
 15-2266

- Merlin, A., **12-0725**
 Mermoud, F., **19-0023**
 Mero, C.L., **15-1207**
 Merola, J.S., **04-0422**
 Mérour, J.-Y., **19-1627**
 Merrer, D.C., **18-0089**
 Merrifield, E., **15-1782**
 Merrifield, J.H., **10-1824**
 Merrifield, R.B., **16-1815**,
16-1816, **16-1818**, **16-1819**
 Merrigan, S.R., **15-2004**,
15-2088
 Merrill, R.E., **10-1275**
 Merritt, A., **10-1790**
 Merritt, E.A., **16-0138**
 Merritt, J.E., **15-0936**
 Merritt, M.V., **10-0742**
 Merritt, R.F., **15-1519**
 Merstetter, P., **05-0315**, **05-0320**
 Mertes, J., **15-2063**
 Mertes, K.B., **03-0153**
 Mertes, M.P., **03-0153**
 Méry, D., **13-0556**
 Merz Jr., K.M., **02-0218**
 Merz, E., **13-0744**
 Mesaros, E., **04-0076**
 Meshcheryakov, A.P., **14-0287**
 Meshram, H.M., **11-0394**
 Meshram, H.M., **16-0080**,
16-0252, **16-1611**, **16-1748**,
17-0433, **19-0798**, **19-0864**,
19-1214, **19-1599**
 Mesić, M., **10-0120**
 Meske-Schüller, J., **04-0475**,
04-0484
 Meskens, F.A.J., **16-0140**,
16-0146
 Meskin, A.J., **17-0139**
 Meslem, J.M., **19-1339**
 Mesnard, D., **10-1524**, **10-1765**,
17-0148
 Messegueur, A., **19-0384**
 Messer, L.A., **19-0411**, **19-0462**
 Messina, G., **11-0013**
 Messinger, J., **16-0429**
 Messmer, G.G., **13-0010**
 Mestdagh, H., **10-1865**
 Mestres, R., **15-1119**, **18-0308**,
19-0840
 Mészáros, L., **16-2001**
 Meta, C.T., **19-0914**
 Metcalf, B.W., **02-0300**,
02-0304, **02-0327**
 Metelitsa, D.I., **14-0195**,
15-1726
 Metesich, M.A., **12-0649**
 Meth-Cohn, O., **05-0396**,
11-0466, **15-1791**, **15-1940**,
19-0010
 Metivier, P., **10-1062**
 Metoki, K., **15-2036**
 Metsger, L., **19-0596**
 Metz, L., **07-0054**
 Metz, M.V., **15-0335**, **15-1871**,
15-1872
 Metz, P., **18-0688**
 Metz, T.E., **15-2078**
 Metz, W.A., **15-2290**
 Metzger, J., **13-0736**, **13-0743**,
14-0326
 Metzger, J.O., **15-0715**,
15-0909, **15-1194**
 Metzner, P., **16-0004**, **16-0227**,
16-1384, **16-1385**
 Meul, T., **02-0282**, **02-0320**
 Meuldijk, J., **19-0216**
 Meunier, B., **18-0350**, **19-0456**
 Meunier, P., **13-0541**
 Meurer, E.C., **16-1350**
 Meurer, K.P., **04-0067**
 Meurling, P., **16-0201**
 Meybodi, F.A., **18-0314**
 Meyer, A.Y., **09-0068**, **09-0072**
 Meyer, C., **16-0747**, **16-1961**,
18-0318, **18-0812**
 Meyer, C.J., **14-0200**
 Meyer, D.T., **02-0358**
 Meyer, E., **16-1078**, **16-1793**
 Meyer, E.A., **03-0071**
 Meyer, F., **16-0863**
 Meyer, F.E., **12-0274**, **13-0418**
 Meyer, F.J., **05-0151**
 Meyer, G., **13-0142**, **13-0468**,
13-0713
 Meyer, G.R., **15-0031**, **15-0559**
 Meyer, J., **19-1273**
 Meyer, J.W., **11-0561**
 Meyer, K.H., **02-0408**, **19-1458**
 Meyer, M.P., **15-0967**
 Meyer, M.D., **19-0411**, **19-0462**
 Meyer, M.W., **11-0604**, **11-0606**
 Meyer, N., **10-1731**
 Meyer, O., **12-0352**, **15-1022**
 Meyer, R.G., **18-0846**
 Meyer, S.D., **19-0200**
 Meyer, T.J., **06-0062**
 Meyer, W.C., **16-2114**
 Meyer, W.L., **04-0389**
 Meyers, A.I., **04-0145**, **04-0170**,
10-1307, **10-1661**, **10-1724**,
10-1725, **10-1733**, **10-1735**,
10-1736, **10-1738**, **10-1739**,
10-1740, **10-1741**, **10-1743**,
10-1744, **12-0336**, **12-0405**,
12-0534, **13-0456**, **13-0469**,
13-0640, **14-0428**, **16-1032**,
19-0052, **19-1082**
 Meyers, C., **13-0178**
 Meyers, C.Y., **14-0408**,
15-0297, **17-0220**, **17-0344**,
17-0516, **18-0697**, **19-0790**,
19-1592
 Meyers, M., **15-0016**, **18-0164**
 Meyers, M.B., **18-0011**
 Meyerson, S., **13-0037**,
13-0744, **15-2075**, **8-0021**,
18-0023, **18-0025**, **18-0026**
 Meynhardt, B., **15-2293**
 Meystre, C., **19-1067**
 Mez, H.C., **02-0228**
 Mečiarova, M., **19-0567**,
07-0092, **07-0093**, **13-0169**
 Mhehe, G.L., **19-0904**
 Mi, A., **10-1453**, **10-1454**,
13-0482, **16-0831**, **19-1265**
 Mi, A.-Q., **15-1128**, **16-0865**,
16-1037
 Mi, X., **16-0767**, **16-0774**
 Miani, F., **17-0267**
 Miano, J.D., **07-0026**
 Miao, G., **10-1334**, **10-1365**,
15-1169
 Miao, H., **15-0245**
 Miao, M., **16-0552**
 Miao, Q., **16-0661**
 Miao, W., **16-0602**
 Mibae, J., **19-1746**
 Micalizio, G.C., **16-0699**
 Micetich, R.G., **19-1643**
 Micha-Screttas, M., **14-0411**,
14-0413, **18-0192**
 Michael, A., **15-0007**, **17-0013**
 Michael, F.E., **15-0604**
 Michael, P., **16-1290**
 Michael, U., **16-1971**
 Michaelis, W., **15-0101**
 Michaels, R.J., **10-1582**
 Michaelson, H., **18-0571**
 Michaelson, R.C., **15-1795**
 Michaely, W.J., **10-1842**
 Michailenko, I.E., **17-0149**
 Michalczyk, M.J., **01-0011**,
01-0012
 Michaud, G., **10-1424**, **13-0729**
 Michaut, M., **15-0766**
 Michejda, C.J., **15-1514**,
15-1879
 Michel, P., **16-1290**
 Michel, R.E., **10-0089**,
10-1602
 Michelet, V., **15-0932**, **15-0977**,
15-1125
 Michelot, D., **18-0736**
 Michelotti, E.L., **10-1532**
 Michels, H.P., **02-0299**
 Michibata, T., **19-1093**
 Michie, J.K., **16-0165**
 Michl, J., **01-0009**, **01-0011**,
01-0012, **02-0037**, **02-0218**,
03-0165, **04-0432**, **04-0469**,

- 04-0497, 04-0498, 07-0001,
 15-2103, 18-0462, 18-0528
 Michno, D.M., 18-0464
 Michos, D., 15-0418
 Michrowska, A., 18-0811
 Mickelson, E.T., 19-0753
 Micskei, K., 12-0322
 Middlemiss, D., 15-1434,
 15-1928
 Middleton, W.J., 10-1077
 Midgley, G., 15-1921
 Midland, M.M., 10-1759,
 10-1764, 12-0434, 12-0443,
 12-0447, 12-0490, 12-0518,
 15-1183, 16-1184, 18-0429,
 18-0435, 18-0453, 18-0455,
 19-1014, 19-1018, 19-1053
 Midorikawa, H., 10-1698
 Miekka, R.G., 17-0041
 Mielert, A., 15-2001
 Mielniczak, G., 19-0788
 Mierop, A.J.C., 15-0043
 Miesch, M., 16-1137
 Miftakhov, M.S., 14-0383
 Migdal, C.A., 17-0073
 Miginiac, L., 10-1524, 10-1765,
 12-0033, 15-1081, 17-0148
 Miginiac, P., 12-0660, 15-0041,
 15-1086
 Migita, T., 10-1262, 10-1634,
 10-1825
 Migliorese, K.G., 15-1570
 Mignani, G., 12-0670
 Mignani, G., 15-0733
 Mignani, S., 15-1969, 19-0840
 Mignard, M., 15-1795
 Mignini, E., 16-0808
 Mihailović, M.Lj., 14-0206,
 14-0210, 14-0211, 14-0212,
 19-0006, 19-0274
 Mihalič, Z., 10-0142
 Mihara, J., 15-1836, 19-0520
 Mihara, M., 10-0628, 15-1402,
 16-1364
 Mihelich, E.D., 04-0170,
 10-1740, 10-1741
 Mihovilovic, M.D., 10-1268,
 18-0362
 Miiller, D.E., 19-0018
 Mijlthoff, F.C., 04-0283,
 04-0317
 Mijs, W.J., 19-0010
 Mikaelyan, R.G., 05-0328
 Mikami, K., 04-0061, 13-0237,
 15-0824, 15-0985, 15-2064,
 16-0571, 16-0730, 16-1119,
 16-1487, 18-0730, 18-0735,
 19-1387
 Mikami, M., 03-0072
 Mikami, S., 15-1265
 Mikawa, H., 15-2194
 Mikhail, G., 15-2235
 Mikhail, G.K., 18-0235
 Mikhailov, B.M., 01-0075,
 02-0036, 10-1762
 Mikhailov, I.E., 18-0540
 Mikhaleshvili, I.L., 15-0049
 Miki, K., 03-0168, 15-0227,
 16-1854
 Miki, M., 16-0687
 Miki, T., 16-1013
 Miki, T., 16-1809
 Mikol, G.J., 19-1788
 Mikoluk, M.D., 15-0421
 Mikołajczyk, M., 04-0047,
 10-0841, 15-1205, 16-2067,
 19-0795, 19-0795, 19-0822,
 19-0826, 19-0853, 19-1602
 Mil'tsov, S.A., 14-0065, 14-
 0158
 Mil'vitskaya, E.M., 18-0614
 Milakofsky, L., 10-0430
 Milan, A., 10-0582
 Milan, D.S., 16-2166
 Milani, P., 16-0687
 Milano, D., 15-1851
 Milaszewski, R.F., 10-0223
 Milburn, R.M., 15-0083
 Milcoveanu, A.B., 07-0095
 Mile, B., 05-0203, 19-0361,
 19-0380
 Milenkov, B., 12-0669
 Miles J.H., 11-0611
 Miles, B., 16-1021
 Miles, D.E., 03-0030
 Miles, M.L., 16-2036
 Miles, T.J., 10-1538
 Miles, W., 14-0086
 Milesi, L., 17-0369
 Milet, A., 15-1418, 15-1452,
 15-1453
 Milewski, C., 19-1750
 Milewski, C.A., 17-0309
 Milgram, B.C., 16-1944
 Milhailović, M.Lj., 14-0206
 Militzer, H., 10-1605, 10-1606
 Militzer, H.-C., 15-1816,
 19-0238
 Miljanić, O.Š., 07-0119
 Mill, T., 14-0058
 Millar, A., 13-0649
 Millar, I.T., 13-0712
 Millar, R.W., 03-0160, 10-0764,
 11-0123
 Millard, A.A., 10-1633
 Millbanks, C., 15-1232
 Millen, D., 03-0026
 Millen, D.J., 11-0152
 Miller Jr., W.T., 14-0168,
 15-0074
 Miller, A.E.G., 19-1184
 Miller, A.H., 12-0439
 Miller, A.R., 12-0093
 Miller, A.W., 12-0756
 Miller, B., 05-0126,
 18-0185
 Miller, B.L., 19-1198
 Miller, B.W., 04-0240
 Miller, C.E., 15-0482
 Miller, C.P., 17-0437
 Miller, D., 16-0540
 Miller, D.O., 02-0068
 Miller, D.A., 04-0309
 Miller, D.B., 10-1376,
 10-1725
 Miller, D.D., 19-1721
 Miller, D.J., 17-0064, 17-0073
 Miller, D.O., 02-0281
 Miller, E.B., 13-0029
 Miller, E.G., 18-0737
 Miller, E.H., 12-0457
 Miller, F.A., 04-0378
 Miller, G., 15-1074
 Miller, G.I., 15-1215
 Miller, I.J., 05-0051
 Miller, J., 08-0232, 10-0312,
 10-1005, 13-0003, 13-0028,
 13-0068, 13-0069, 13-0081,
 13-0087, 15-0397, 15-1624,
 16-2139
 Miller, J.A., 10-1020, 10-1038,
 13-0535, 15-1534, 16-0165,
 17-0228, 18-0452
 Miller, J.J., 18-0076
 Miller, J.L., 15-0014
 Miller, J.M., 10-0697, 13-0147,
 13-0256
 Miller, J.S., 08-0231, 12-0661
 Miller, K.D., 11-0028
 Miller, K.M., 16-0712, 16-0718
 Miller, L.L., 18-0557, 19-0691,
 19-1334
 Miller, L.S., 18-0642
 Miller, M., 10-0582, 10-1448
 Miller, M.J., 10-0993, 10-1478,
 12-0227
 Miller, M.W., 13-0442
 Miller, N.A., 15-1160
 Miller, N.C., 12-0647
 Miller, R.B., 12-0619, 15-0862
 Miller, R.D., 12-0316, 17-0190
 Miller, R.E., 19-0351
 Miller, R.F., 12-0220
 Miller, R.G., 15-2075
 Miller, R.J., 05-0219
 Miller, R.L., 14-0380
 Miller, R.S., 19-1671
 Miller, S.I., 01-0113, 05-0135,
 10-0265, 10-0286, 15-0079,
 15-21, 17-0056

- Miller, S.J., **10-0847, 15-1318, 15-1368, 15-2064, 16-0724, 16-0800, 18-0796, 18-0820, 19-1617**
- Miller, S.P., **07-0118, 18-0702, 19-1760**
- Miller, W.H., **12-0465, 12-0467**
- Milliet, P., **15-1780**
- Milligan, B., **10-0832, 10-0838**
- Milligan, D.E., **05-0276, 05-0328**
- Milligan, G.L., **18-0297**
- Millon, J., **10-1269**
- Mills, A.M., **19-0216**
- Mills, I.M., **04-0378**
- Mills, O.S., **02-0163, 02-0228**
- Mills, S.G., **02-0406**
- Mills, W.H., **02-0078, 11-0076**
- Milne, D.J., **17-0216**
- Milne, G.M., **10-1102, 10-1263**
- Milowiz, L., **11-0406**
- Milstein, D., **10-1822, 13-0366, 13-0431, 13-0607, 15-1381, 18-0143**
- Milstein, S.R., **18-0349**
- Mimero, P., **10-1125**
- Mimoun, H., **15-1795, 19-0725**
- Mimun, A., **02-0285**
- Mimura, H., **10-1244**
- Minachev, Kh.M., **15-0405**
- Minakata, S., **10-0628, 10-1840, 15-0390, 15-1400, 15-1782, 15-1896, 15-1904, 15-1910, 19-0591**
- Minami, I., **10-1447, 10-1630, 17-0327, 19-0060**
- Minami, K., **14-0275**
- Minami, S., **18-0295**
- Minami, T., **10-1123, 11-0436, 12-0319, 15-0337, 15-1011**
- Minami, Y., **19-0592**
- Minamida, I., **12-0639**
- Minamide, N., **11-0101**
- Minamikawa, H., **16-1422**
- Minari, M., **13-0508**
- Minas da Piedade, M.E., **02-0331**
- Minasyan, T.T., **19-0387**
- Minasz, R.J., **10-0329**
- Minato, A., **10-1297**
- Minato, H., **12-0040, 13-0738, 13-0748**
- Minato, M., **15-1665, 16-0645, 19-0729**
- Minato, T., **15-2004**
- Mincione, E., **19-0056, 19-0995**
- Minegishi, S., **10-0028, 10-0282**
- Minehan, T., **13-0434**
- Mineur, C., **15-2032**
- Mingardi, A., **15-1099**
- Mingos, D.M.P., **07-0105, 07-0108, 10-0471**
- Minidis, A.B.E., **19-0538**
- Minière, S., **12-0272**
- Minieri, P.P., **16-2053**
- Minisci, F., **14-0149, 11-0183, 11-0185, 11-0262, 14-0031, 14-0094, 14-0120, 14-0138, 14-0153, 14-0155, 14-0337, 14-0338, 14-0340, 14-0341, 14-0342, 14-0343, 14-0344, 14-0347, 14-0348, 15-0050, 15-1882, 19-0120, 19-0181, 19-0255, 19-0331, 19-0612, 19-0614, 19-1047**
- Minkin, V.I., **02-0092, 02-0209, 02-0231, 02-0288, 02-0378, 03-0043, 05-0327, 18-0540, 18-0893**
- Minkoff, G.J., **15-1790**
- Minnaard, A.J., **15-0387, 15-0604, 15-1103, 15-1125, 15-1131, 15-1138**
- Minnear, A.B., **19-0892**
- Minns, R.A., **15-2209, 15-2221**
- Mino, C., **16-0086**
- Mino, T., **10-1453, 13-0482, 16-0687, 18-0352**
- Minoshima, T., **14-0359**
- Minoshima, Y., **05-0297**
- Minot, C., **01-0048, 10-0364**
- Minowa, N., **16-0683**
- Minsky, A., **02-0297, 02-0298**
- Mintcheva, L., **04-0306**
- Minton, M., **04-0264**
- Mintz, M.J., **14-0193**
- Minyaev, R.M., **18-0540**
- Mio, M.J., **13-0543**
- Mio, S., **15-1092**
- Miocque, M., **11-0514, 16-0120, 16-0196, 16-0425**
- Mioduski, J., **18-0642**
- Mioskowski, C., **10-0848, 10-1100, 10-1110, 10-1208, 10-1798, 10-1830, 12-0318, 13-0290, 15-0252, 15-0701, 15-0733, 15-1563, 15-1939, 16-0115, 16-1181, 16-1369, 16-1381, 17-0207, 17-0316, 17-0470**
- Miotti, U., **19-1778**
- Mir, M., **13-0066**
- Mirafzal, G.A., **16-1371**
- Miranda, E.I., **10-0777**
- Miranda, L.D., **15-1244**
- Miranda, M.A., **14-0069, 16-2081**
- Mirbach, M.F., **15-1494**
- Miré, M.-A., **16-0878**
- Mirjalili, B.B.F., **10-0642, 11-0201**
- Mirkhani, V., **10-0670, 15-1829, 15-1846**
- Mirkind, L.A., **14-0418**
- Mironov, V.A., **18-0526, 18-0556**
- Mirowicz, M., **04-0101**
- Mirrington, R.N., **10-0799**
- Mirskova, A.N., **02-0420, 10-0261, 15-0297, 15-1608**
- Mirviss, S.B., **10-1294, 12-0447**
- Mirza, A.R., **13-0411, 13-0412**
- Mirza-Aghayan, M., **15-0472, 15-1039, 19-0102**
- Mirzaei, F., **15-0381**
- Misaki, T., **12-0318, 16-1639**
- Misawa, H., **06-0079, 19-0653**
- Misbach, P., **15-0793**
- Miscione, G.P., **15-2336**
- Miser, A.R., **13-0703**
- MiBfeldt, M., **08-0084**
- Mishima, H., **17-0161**
- Mishima, K., **19-1009, 19-1144**
- Mishima, M., **05-0314, 08-0081, 10-0027, 10-0169, 10-0170, 10-0273, 10-0274**
- Mishra, A., **05-0403**
- Mishra, B.K., **19-0296, 19-0861**
- Mishra, R.K., **13-0439**
- Mishra, S., **03-0118**
- Mishriky, N., **17-0224**
- Misiti, D., **04-0059, 19-1510**
- Mislow, K., **04-0247, 02-0249, 03-0203, 04-0001, 04-0019, 04-0033, 04-0034, 04-0087, 04-0200, 04-0202, 04-0204, 04-0247, 04-0250, 04-0504, 04-0505, 05-0230, 15-0061, 18-0737**
- Misokowski, C., **13-0639**
- Mison, P., **10-0181, 12-0223, 19-1245**
- Misra, S.C., **19-1410**
- Missfeldt, M., **08-0186**
- Mistry, J., **14-0340**
- Misumi, A., **10-1637**
- Misumi, S., **02-0296**
- Misumi, Y., **16-1163**
- Mita, N., **10-1270**
- Mita, T., **15-2130**
- Mitamura, S., **11-0423, 11-0425, 16-1546**
- Mitani, M., **15-1642, 19-0605**
- Mitchel, A.R., **11-0180**
- Mitchell, A.L., **15-1069**
- Mitchell, C., **19-0894**
- Mitchell, D., **10-1801**
- Mitchell, D.J., **04-0365, 10-0020, 10-0364, 10-0367**

- Mitchell, D.K., **03-0200, 03-0201**
- Mitchell, D.L., **19-0351**
- Mitchell, H.L., **12-0605**
- Mitchell, J.A., **16-1782**
- Mitchell, J.C., **14-0243**
- Mitchell, L.H., **13-0784**
- Mitchell, M.B., **14-0340**
- Mitchell, M.J., **02-0208, 02-0223**
- Mitchell, M.L., **18-0228**
- Mitchell, R.D., **02-0234**
- Mitchell, R.H., **02-0276, 02-0280, 02-0282, 02-0298, 02-0333, 16-1957, 17-0358**
- Mitchell, T.N., **12-0276**
- Mitchell, T.R.B., **10-0900, 18-0618, 19-0708**
- Mitlin, A.V., **13-0577**
- Mitnick, M.A., **19-1334**
- Mitoma, Y., **19-1447**
- Mitra, A., **18-0471**
- Mitra, A.K., **16-0097, 16-1174, 16-1192**
- Mitra, J., **03-0029**
- Mitsch, R.A., **05-0328, 15-2311**
- Mitsky, J., **08-0226**
- Mitsuboshi, T., **15-0929**
- Mitsuda, N., **19-1542**
- Mitsudera, H., **15-1324**
- Mitsudo, K., **10-1278, 15-0730, 15-1420**
- Mitsudo, T., **10-0880, 10-1845, 15-0280, 15-0281, 16-0268, 19-1119, 19-1772**
- Mitsudo, T.-a., **10-0788, 10-1469, 15-1467**
- Mitsuhashi, T., **10-0404, 18-0374, 18-0694, 19-0787**
- Mitsui, K., **10-0221, 10-1549, 16-0878, 16-1478**
- Mitsui, S., **15-0400, 19-1368, 19-1369**
- Mitsuie, T., **16-0687**
- Mitsunobu, O., **10-0652, 10-0702, 10-0993, 16-1655, 17-0490**
- Mitsuya, H., **15-0922**
- Mittelmeijer, M.C., **18-0827**
- Mitten, J.V., **15-0871**
- Mitten, C.G., **06-0088**
- Mitzel, T.M., **16-0598**
- Miura, K., **15-0225, 15-0392, 15-0587, 15-0737, 15-0778, 16-0183, 16-1078, 16-1079, 16-1657**
- Miura, M., **10-1852, 10-1854, 13-0338, 13-0362, 13-0452, 13-0453, 15-1360, 15-1791, 15-2372, 19-0985, 19-1371**
- Miura, T., **15-0903, 19-0155, 19-1559, 19-1774**
- Miura, Y., **05-0258, 05-0259, 10-0896**
- Miwa, M., **13-0604, 13-0605**
- Miwa, T., **19-1679**
- Miwa, Y., **15-0394, 15-1125**
- Miwata, H., **04-0193**
- Mixan, C.E., **10-0279**
- Miyabe, H., **16-0933, 16-0937, 16-0938, 19-1152**
- Miyabo, A., **05-0117, 05-0201**
- Miyachi, H., **15-0604, 15-0822**
- Miyadera, H., **18-0374**
- Miyafuji, A., **15-1831, 19-0522**
- Miyagawa, N., **14-0345**
- Miyagi, Y., **10-1539**
- Miyaguchi, N., **19-1624**
- Miyahara, I., **01-0068**
- Miyahara, T., **19-1659**
- Miyahara, Y., **08-0187, 10-1243, 19-0068**
- Miyai, T., **19-1359, 19-1452**
- Miyaji, Y., **19-1487**
- Miyake, A., **02-0047, 15-0442**
- Miyake, H., **10-0785, 15-0707, 15-2045**
- Miyake, N., **15-2084**
- Miyake, Y., **13-0513**
- Miyamoto, H., **04-0166, 16-0547, 16-0661, 16-1070**
- Miyamoto, I., **02-0295**
- Miyamoto, K., **13-0362**
- Miyamoto, M., **19-0592**
- Miyamoto, T., **15-0804**
- Miyamura, K., **15-0779**
- Miyano, M., **11-0381**
- Miyano, N., **16-0530, 16-0538**
- Miyano, S., **04-0175, 04-0193, 15-1158, 15-2341, 16-1282**
- Miyanohana, Y., **15-0831**
- Miyasaka, T., **02-0276**
- Miyashi, T., **15-0157, 15-2113, 18-0601**
- Miyashia, H., **15-0822**
- Miyashita, A., **15-2201, 18-0143**
- Miyashita, H., **15-0604**
- Miyashita, M., **10-1546, 10-1803, 12-0246, 15-0253, 15-1004, 15-1055, 16-1656, 16-1684, 17-0293, 19-0900, 16-0822**
- Miyata, A., **19-0221**
- Miyata, K., **19-1355**
- Miyata, M., **03-0168, 04-0179**
- Miyata, N., **16-1089**
- Miyata, O., **15-1260**
- Miyata, Y., **10-0312**
- Miyatake, R., **15-0849**
- Miyauchi, M., **03-0186**
- Miyaura, N., **10-1415, 10-1416, 10-1417, 12-0451, 12-0538, 13-0471, 13-0474, 13-0476, 13-0487, 13-0625, 15-0700, 15-1022, 15-1125, 15-1126, 15-1127, 15-1156, 15-1184, 16-0698, 16-0702, 16-0906, 18-0453, 18-0457**
- Miyazaki, F., **13-0399**
- Miyazaki, M., **16-0364**
- Miyazaki, S., **16-1727**
- Miyazaki, T., **02-0036, 18-0340, 19-1244**
- Miyazaki, Y., **03-0129**
- Miyazawa, E., **11-0194, 18-0353**
- Miyoshi, H., **15-1714**
- Miyoshi, K., **13-0617**
- Miyoshi, N., **12-0246, 16-0495, 16-0661, 16-0664, 16-0765, 16-1426**
- Miyoshi, S., **16-1656**
- Miyoshi, T., **11-0343**
- Mizhiritskii, M.D., **12-0312, 19-1548**
- Mizobe, Y., **19-1241**
- Mizoguchi, T., **13-0694**
- Mizokami, T., **13-0705**
- Mizsak, S.A., **15-0561, 16-2109**
- Mizugaki, T., **15-1791, 16-0149, 19-0120**
- Mizuguchi, Y., **12-0694**
- Mizumura, M., **16-1590**
- Mizuno, A., **10-1798**
- Mizuno, H., **17-0289**
- Mizuno, K., **03-0027, 03-0182, 05-0289, 15-0849, 15-2252**
- Mizuno, M., **10-1844, 16-1314**
- Mizuno, N., **16-0133, 19-0120, 19-0278, 19-0571**
- Mizuno, S., **16-0761**
- Mizuno, T., **11-0542, 13-0533, 16-0579, 16-1365**
- Mizuno, U., **19-1659**
- Mizushima, E., **10-1196, 15-0209, 15-0353**
- Mizushima, K., **10-1845**
- Mizuta, M., **16-1726**
- Mizuta, T., **16-0545**
- Mizutani, H., **12-0326**
- Mizutani, T., **16-0148**
- Mladenova, M., **10-1689**
- Mrochowski, J., **19-0129, 19-0707**
- Mlosteń, G., **16-1399**
- Mloston, G., **15-1952**
- Mndzhoyan, O.L., **16-0392, 16-0393**
- Mo, H., **04-0130**

- Mó, M., **02-0008**
 Mo, Y., **05-0033, 15-0647**
 Mo, Y.K., **05-0061, 10-0117, 10-0383, 11-0014, 12-0341, 14-0169, 15-0072, 18-0748**
 Mo, Y.M., **05-0052**
 Moad, G., **14-0070**
 Mobbs, D.B., **19-0298**
 Mobbs, R.H., **15-0070, 15-0072, 15-0248, 15-0317**
 Moberg, C., **07-0116, 07-0117, 10-0663, 10-1454, 16-0687, 19-1049**
 Möbius, K., **05-0208**
 Mobley, T.A., **15-1143**
 Mochalin, V.B., **02-0182**
 Mochalina, E.P., **15-0072**
 Mochalkin, A.I., **15-1652**
 Möchel, T., **13-0401**
 Mochida, K., **16-1008, 19-1481**
 Mochizuki, H., **15-0502**
 Mochizuki, K., **15-1676**
 Mochizuki, M., **16-0670**
 Mock, W.L., **03-0210, 15-0486, 17-0351, 17-0352, 17-0354, 18-0239**
 Mock-Knoblach, C., **15-1828**
 Modak, J., **09-0102**
 Modarelli, D.A., **05-0351**
 Modena, G., **05-0068, 10-0237, 10-0248, 10-0258, 13-0027, 15-0021, 15-0034, 15-0035, 15-0079, 15-0082, 15-0106, 15-1639, 15-1998, 17-0013, 19-0443, 19-0791, 19-0832, 19-0834, 19-0849, 19-1778**
 Modi, D.P., **18-0299, 19-0054**
 Modro, A., **15-0016, 15-0087**
 Modro, T.A., **08-0038**
 Moeni, L., **07-0091**
 Moeller, K.D., **15-0239**
 Moelwyn-Hughes, E.A., **10-0599**
 Moerck, R.E., **15-1998**
 Moerikofer, A.W., **15-0650**
 Moersch, G.W., **12-0435**
 Moffatt, F., **15-2063**
 Moffatt, J.G., **11-0516, 16-1659, 19-0160, 19-0638, 19-0647, 19-0649**
 Moffett, K.K., **10-0886**
 Mogali, S., **10-0307, 19-0939**
 Moggi, L., **07-0011**
 Moghadam, M., **15-1829**
 Moghaddam, F.M., **11-0566, 12-0070, 15-1296, 16-0144, 18-0321, 19-1147**
 Mogilaiah, K., **16-1172**
 Mogren, T., **12-0370**
 Mohacsi, E., **16-1673**
 Mohadjerani, M., **13-0227**
 Mohajer, D., **19-0819**
 Mohajerani, B., **19-0154**
 Mohamed, M., **18-0683**
 Mohamed, N.M., **16-0448**
 Mohamed, S.K., **11-0176**
 Mohammadi, M., **15-1296**
 Mohammadpoor-Baltork, I., **10-0642, 10-0670, 11-0288, 16-0063, 16-0173, 16-0313, 16-1671, 16-1739, 16-1740, 19-0035, 19-0038, 19-0039, 19-0040, 19-0335**
 Mohan, G.H., **10-1140, 16-2154, 19-1382, 19-1384**
 Mohan, J.M., **15-1887**
 Mohan, K.V.V.K., **11-0289**
 Mohan, L., **19-0764**
 Mohan, R.S., **10-0544, 16-0071, 16-0075, 16-0160, 16-0172, 16-0174, 16-0764, 16-1671, 18-0140, 18-0146, 19-0140**
 Mohanazadeh, F., **10-1060, 16-0063, 16-1877**
 Mohanraj, S., **10-1359**
 Mohanty, P.K., **16-0744, 17-0439, 19-0692**
 Mohaptra, S., **10-1380**
 Mohile, S.S., **11-0213, 11-0383**
 Mohler, D.L., **02-0081**
 Mohr, B., **11-0419**
 Mohr, P., **04-0196**
 Mohrig, J.R., **10-0392, 15-0046, 15-0409, 19-0241**
 Mohsenzadeh, F., **16-0129**
 Mohtahedi, M.M., **16-0129**
 Moilliet, J.S., **11-0314**
 Moineau, J., **13-0404**
 Moinet, C., **12-0716, 19-1220**
 Moir, R.Y., **18-0250**
 Moiskak, I.E., **10-1053**
 Moisan, L., **15-0581**
 Moise, C., **19-1099, 15-1384, 19-1669**
 Moiseenkova, A.M., **10-0494, 15-2024, 19-0091**
 Moiseev, I.I., **19-0721**
 Moiseikina, N.F., **11-0496**
 Mojé, S., **16-1898**
 Mojica, C., **19-1011**
 Mojovic, L., **13-0312**
 Mojtahedi, M.M., **16-0913, 19-0147, 19-0242, 19-1701**
 Mok, K., **15-2105**
 Mokbel, L., **07-0115**
 Mokhtar, R., **14-0436**
 Mokhtari, B., **16-1789**
 Mokhtari, M., **13-0005**
 Mokrosz, J.L., **16-1871**
 Mokrushin, V.S., **16-1447**
 Mol, J.C., **18-0826, 18-0756, 18-0826**
 Molander, G.A., **10-1296, 10-1415, 10-1426, 10-1427, 10-1428, 10-1454, 12-0015, 12-0470, 12-0472, 13-0322, 13-0346, 13-0354, 13-0355, 13-0451, 13-0533, 13-0564, 15-0335, 15-0347, 15-0686, 15-0728, 15-0746, 15-0767, 15-0976, 15-1187, 15-1188, 15-1234, 15-2124, 15-2347, 16-0498, 16-0823, 16-0891, 19-0900, 19-1302, 19-1524, 19-1680**
 Molard, Y., **03-0125**
 Molchanov, A.P., **02-0205, 15-2267, 15-2277**
 Moldoványi, L., **19-0250**
 Mole, T., **10-1506, 15-1146, 16-0676, 16-1974**
 Molina, G.A., **19-1568**
 Molina, P., **10-1181, 16-0329, 16-0434, 17-0425**
 Molinari, F., **16-1032, 19-0232**
 Molinari, H., **10-0470, 15-1814**
 Molinaro, C., **15-2337, 15-2345, 16-0712**
 Molinski, T.F., **15-0474**
 Molitor, E., **16-0130**
 Moll, G., **16-1044**
 Molle, G., **16-0478, 16-0514**
 Møllendal, H., **03-0054**
 Möller, F., **17-0303, 17-0304, 17-0305**
 Mollère, P.D., **01-0013**
 Möllerstedt, H., **02-0185**
 Molnár, A., **17-0172, 18-0124**
 Moloney, M.G., **10-1404**
 Molosnova, V.P., **16-0446**
 Moloyama, Y., **16-0641**
 Molter, K.E., **05-0200, 10-0051**
 Molvinger, K., **19-1037**
 Molz, T., **04-0471**
 Momany, F.A., **01-0060**
 Momeni, A.R., **10-1060, 16-1877, 19-0036**
 Momiya, N., **12-0202**
 Momose, D., **10-1227**
 Monack, L.C., **13-0070**
 Monagle, J.J., **16-2068, 16-2069, 16-2070, 16-2071, 19-0639**
 Monahan, M.W., **15-0031**
 Monahan, R., **10-0826**
 Monasterios, J.R., **04-0284, 15-0016**
 Mondal, E., **10-0561, 10-0566, 16-0255, 16-0625**
 Mondal, M.A.S., **16-1698**

- Mondal, S., 16-1951
Mondon, M., 10-1369
Monestel, R., 15-0674
Monfared, H.H., 15-1755
Monflier, E., 10-0913, 15-1381
Mongelli, N., 10-0850
Mongin, F., 13-0312, 13-0319
Monković, I., 19-0664
Monnier, M., 18-0225
Monopoli, A., 13-0399, 13-0415
Monroe, B.M., 07-0030, 07-0044, 15-2158
Monson, R.S., 17-0157, 17-0309, 17-0460
Montagnon, T., 15-2067, 17-0297, 17-0298
Montaigne, R., 15-2212
Montaña, A.M., 07-0099
Montanari, F., 04-0038, 04-0047, 05-0253, 10-0453, 10-0456, 10-0470, 10-1065, 10-1116, 13-0281, 19-0104, 19-0109, 19-0699
Montanucci, M., 13-0103, 13-0132
Montaudon, E., 10-0741
Montavecchi, P.C., 15-1912
Montchamp, J.-L., 15-0378, 15-0379
Monteiro, A.L., 10-1419, 13-0297, 13-039, 13-0444, 13-0475, 13-0481, 13-0484, 15-0798, 18-0781
Monteith, M., 15-1476
Montel, G., 03-0158
Montelatici, S., 15-0463
Montero, J.-L., 18-0213
Monteux, D., 16-0372
Montgomery, F.C., 18-0283
Montgomery, J., 16-0575, 16-0727
Montgomery, L.K., 05-0281, 10-0189, 10-0262, 15-2182, 15-2222, 18-0077, 18-0081
Montgomery, S.H., 16-1014
Monthéard, J., 16-1573
Monti, L., 15-0125
Montieth, J.M., 14-0312
Montillier, J.P., 12-0477, 19-1598
Montoro, R., 14-0140
Montserrat, J.M., 13-0016
Montury, M., 15-0511
Moodie, R.B., 01-0032, 11-0029, 11-0033, 11-0041, 11-0050, 11-0054, 11-0055, 11-0083, 11-0094, 11-0096, 11-0097, 11-0119, 11-0125, 11-0144, 11-0158, 11-0161, 16-0104, 16-1597, 18-0332, 18-0336, 19-0253
Moody, C.J., 02-0267, 02-0270, 10-1121, 15-0553, 15-0554, 18-0654, 18-0718, 19-1187, 19-1242
Moody, E.M., 04-0391, 04-0393
Moody, H.M., 19-1484
Mooij, J.J., 02-0254
Mooiweer, H.H., 10-1363
Moon, C.J., 15-1834
Moon, R., 12-0406
Moon, S., 07-0080, 14-0212, 15-0130, 15-0187, 15-2210, 16-1541
Moon, S.-S., 19-0231
Moon, S.J., 19-0992
Moonga, B.S., 11-0607, 11-0608
Moore, C., 12-0664
Moore, D., 16-0549
Moore, D.E., 07-0048
Moore, D.R., 15-0076
Moore, G.G., 10-0698
Moore, G.J., 12-0616
Moore, G.R., 19-0713
Moore, H.W., 15-2219, 15-2226, 16-2108
Moore, J.A., 16-1565
Moore, J.S., 08-0217, 13-0711, 17-0447, 18-0800
Moore, J.W., 06-0006, 06-0053
Moore, K., 10-0208
Moore, L.R., 13-0502
Moore, M.L., 16-0372
Moore, P.R., 15-1680
Moore, P.T., 04-0223, 17-0249
Moore, R.E., 19-1752
Moore, W.J., 19-0562
Moore, W.M., 07-0023, 19-1689
Moore, W.R., 04-0223, 04-0487, 15-2218, 17-0249
Moorehead, A.W., 02-0196
Moorhoff, C.M., 19-0343
Moorman, A.E., 19-0764
Moors, R.G., 17-0053
Moorthy, J.N., 19-0210
Moos, W.H., 16-1823
Moosmayer, A., 05-0234
Mootoo, D.R., 10-0537
Moracci, F.M., 12-0752
Moradi, W.A., 13-0357
Morai, S., 15-0830
Moralee, A.C., 15-0820
Morales, J., 17-0428
Morales, N.M., 04-0221
Morales, O., 17-0356, 17-0357
Moran, D., 02-0417, 05-0337
Moran, K.D., 11-0125
Moran, M., 15-1887
Moran, P.J.S., 11-0124, 15-0625, 16-0804, 19-1021
Moran, W.J., 15-1973, 19-1395
Morand, P., 19-1476, 19-1479
Morandi, J.R., 15-0466
Morandini, F., 10-1511
Morao, I., 15-0985, 15-1944, 15-1947, 15-2109
Moravcová, J., 16-1570
Moravskiy, A., 12-0278
Morchat, R., 17-0507, 17-0509
Mordas, D.M., 15-1057
Mordini, A., 10-1449, 12-0395, 15-1068, 16-0217, 17-0209, 17-0209
More O'Ferrall, R.A., 05-0070, 06-0065, 06-0087, 06-0089, 08-0128, 08-0129, 10-0390, 12-0100, 17-0003, 17-0007, 17-0046, 17-0052
Moreau, C., 10-0537, 19-0247
Moreau, J., 16-2015
Moreau, J.J.E., 04-0026, 12-0270
Moreau, N., 15-0557
Moreau, P., 04-0164
Moreira, A.P.D., 16-0831
Morel, D., 12-0670
Morel, Y., 13-0077
Moreland Jr., W.T., 01-0040, 09-0050
Moreland, M., 16-1235
Morelli, C., 16-2102
Moreno, A., 07-0121
Moreno, A., 15-2022
Moreno-Dorado, F.J., 14-0177, 15-0284, 15-1710
Moreno-Mañas, M., 13-0365, 13-0420, 13-0481, 13-0524, 13-0525, 15-1022
Morera, E., 10-1848, 13-0608, 19-1374
Moretó, J.M., 10-0602, 15-0916, 15-0998, 18-0804
Moretti, I., 04-0038, 16-2122
Moretti, R., 12-0230, 12-0571
Moretto, A.F., 15-2425
Morey, J., 19-0138
Morgan, C.R., 19-1763
Morgan, D.H., 14-0214
Morgan, J.B., 07-0118
Morgan, J.P., 18-0781, 18-0792
Morgan, J.W., 18-0688
Morgan, M.M., 19-0371
Morgan, T.D.B., 11-0583
Morganti, S., 16-0601

- Mori, A., **10-1198, 10-1781, 10-1782, 10-1801, 12-0287, 12-0319, 13-0293, 13-0398, 13-0439, 13-0449, 13-0450, 13-0519, 13-0538, 13-0629, 14-0323, 15-0585, 15-0589, 15-1181, 16-0751, 16-1422, 16-1546**
- Mori, A., **19-1338**
- Mori, A.L., **10-0534**
- Mori, H., **18-0465**
- Mori, I., **10-1522**
- Mori, K., **04-0106, 04-0134, 10-1703, 19-0120, 19-1651**
- Mori, M., **10-1458, 10-1856, 15-0766, 15-0800, 15-0811, 15-1391, 15-2363, 15-2369, 15-2428, 16-0714, 16-0905, 16-1764, 18-0789, 18-0814, 18-0830, 18-0902, 19-0371**
- Mori, N., **15-2367, 15-2375, 16-0823, 16-1119**
- Mori, S., **10-1336, 10-1617, 12-0512, 13-0613, 19-1574**
- Mori, T., **10-1595, 11-0126, 11-0140, 13-0683, 15-0742, 19-1072, 19-1108**
- Mori, Y., **14-0379, 15-0998, 15-1025, 16-1098, 16-1491, 16-1990**
- Moriarty, R., **19-0844**
- Moriarty, R.M., **04-0377, 05-0406, 10-0046, 10-0848, 12-0269, 12-0719, 14-0212, 15-1605, 15-1713, 15-1882, 18-0499, 19-0203, 19-0249, 19-0406, 19-0434, 19-0480, 19-0481, 19-0483, 19-0484, 19-0485, 19-0486, 19-0846**
- Moriconi, E.J., **16-2113, 16-2114, 16-2115**
- Morigaki, M., **02-0326**
- Morihashi, K., **10-0020**
- Morii, N., **15-1461**
- Morikawa, A., **19-0691**
- Morikawa, K., **15-1693, 15-1704**
- Morikawa, M., **10-1849**
- Morimoto, C., **13-0294**
- Morimoto, T., **03-0130, 10-1524, 12-0113, 15-0496, 15-0777, 15-1136, 15-1448, 15-1528, 15-2084, 16-0273, 19-0688, 19-0919**
- Morin, C., **12-0455, 16-0502**
- Morin, F.G., **04-0163**
- Morinelli, T.A., **19-1538**
- Morini, G., **14-0120**
- Morioka, M., **16-0664**
- Morisaki, H., **10-0063, 10-0202**
- Morisaki, Y., **10-0788, 10-0880**
- Morita, H., **16-2088**
- Morita, J., **10-1645**
- Morita, K., **19-0156, 19-0688**
- Morita, M., **12-0754**
- Morita, N., **02-0200, 05-0045, 05-0046, 15-0365**
- Morita, R., **15-1324**
- Morita, T., **10-1134, 11-0607, 19-1367**
- Moritani, I., **10-0908, 13-0360, 13-0420, 15-2193, 17-0088**
- Moritani, T., **05-0351**
- Moritani, Y., **15-0592**
- Moritz, K.L., **11-0063**
- Moriuchi-Kawakami, T., **19-1139**
- Moriwaki, M., **11-0244, 11-0425, 11-0548**
- Moriyama, K., **09-0012**
- Moriyasu, M., **02-0390, 02-0408**
- Moriyoshi, T., **18-0148**
- Morizawa, Y., **10-1263**
- Morzur, J., **14-0386**
- Morken, J.P., **07-0118, 15-0706, 15-2181, 17-0187, 18-0702, 19-1760, 19-1776**
- Morkovnik, A.S., **11-0101, 11-0102**
- Mormeneo, D., **16-1759**
- Moro, M., **15-1158, 16-0892**
- Morokuma, K., **07-0022, 10-0202, 10-1336, 15-0115, 15-0463, 16-1844, 18-0630**
- Moroz, A.A., **13-0119**
- Morozova, I.D., **05-0285**
- Morreale, A., **15-1884, 15-1890**
- Morrell, C.E., **10-0239**
- Morrill, C., **18-0792**
- Morrill, T.C., **04-0208, 15-0115**
- Morris Jr., P.E., **19-0105**
- Morris, A.R., **09-0085**
- Morris, A.R., **10-0475**
- Morris, D.G., **01-0051, 02-0086, 08-0095, 10-0094, 12-0254, 18-0040, 18-0387**
- Morris, G.A., **01-0087, 13-0505**
- Morris, G.F., **17-0008**
- Morris, G.M., **19-0380**
- Morris, G.W., **19-0361**
- Morris, J.J., **03-0015**
- Morris, K.P., **08-0019, 14-0204**
- Morris-Natschke, S., **16-0493**
- Morrison III, W.H., **16-2135**
- Morrison, A., **15-1652, 15-2116**
- Morrison, A.J., **15-1429**
- Morrison, D.J., **12-0319**
- Morrison, D.W., **16-1069, 16-1170**
- Morrison, G.A., **04-0261, 04-0263, 04-0350, 04-0387**
- Morrison, G.F., **10-1763**
- Morrison, H., **07-0054, 18-0343**
- Morrison, H.A., **07-0053**
- Morrison, J.D., **04-0012, 04-0026, 04-0028, 04-0045, 04-0047, 04-0134, 04-0136, 04-0137, 04-0141, 04-0145, 04-0146, 04-0149, 04-0151, 04-0202, 04-0207, 04-0208, 04-0210, 04-0211, 04-0213, 04-0214, 10-1304, 10-1638, 10-1660, 10-1686, 10-1743, 12-0074, 15-0597, 15-0599, 15-0601, 15-0674, 15-0782, 15-1093, 15-1491, 15-1584, 15-1731, 15-1820, 15-1824, 15-1826, 15-2058, 16-0489, 16-0540, 16-1013, 18-0625, 19-1014**
- Morrison, J.J., **16-1034, 17-0266**
- Morrison, M.A., **15-0112**
- Morrison, R.T., **13-0734, 14-0105**
- Morrissey, F.V., **12-0736**
- Morrissey, M.M., **19-0501**
- Morse, B.K., **18-0015**
- Morse, C.S., **11-0058**
- Morten, D.H., **10-0082**
- Mortensen, J.Z., **18-0696**
- Mortier, J., **15-1119**
- Mortimer, C.T., **01-0097**
- Mortimer, R., **18-0458**
- Mörtl, M., **16-0291**
- Morton, B.M., **07-0044**
- Morton, D., **07-0044**
- Morton, H.E., **10-0614, 15-1004, 19-0195**
- Morton, R.C., **16-1669**
- Mortreux, A., **13-0626, 13-0627, 15-0602, 15-0797, 15-1381, 15-1454, 19-1718**
- Morzycycki, J.W., **12-0247, 19-0058**
- Moscalenko, M., **16-1426**
- Moseley, K., **15-2405**
- Moser, W.H., **18-0897, 18-0905**
- Moses, L.M., **15-0860**
- Mosettig, E., **15-0437**
- Mosher, H.S., **04-0105, 04-0136, 04-0206, 04-0499, 05-0158, 10-0269, 10-1057, 16-0532, 16-0540, 18-0017, 18-0098**
- Mosher, M.W., **14-0260**
- Mosher, W.A., **15-1166**
- Moskal, J., **16-1200, 16-1284**
- Moskalenko, M.A., **16-1444**

- Moskau, D., **05-0148, 18-0642**
 Moskva, V.V., **15-0039**
 Mosleh, A., **13-0302**
 Moss, J.C., **15-2210**
 Moss, R.A., **02-0199, 05-0327, 05-0327, 05-0367, 05-0368, 05-0372, 05-0386, 05-0391, 05-0393, 05-0409, 10-0368, 10-0389, 10-1035, 12-0346, 15-2267, 15-2268, 15-2272, 15-2275, 15-2312, 15-2317, 18-0089, 18-0090, 18-0093**
 Moss, R.E., **04-0241, 04-0244, 08-0186**
 Moss, R.J., **15-1132, 17-0147**
 Moss, S., **18-0528**
 Mossset, P., **10-1688, 16-0874, 16-0878**
 Mossman, C., **18-0297**
 Mossman, C.J., **18-0297**
 Mossoba, M.M., **07-0067**
 Mostafavipoor, Z., **19-0303**
 Mostefai, N., **19-1045**
 Motallebi, S., **15-0012**
 Motell, E.L., **06-0064, 14-0165**
 Motes, J.M., **05-0136**
 Motherwell, W.B., **10-1151, 12-0247, 12-0655, 13-0581, 19-0058, 19-0436, 19-1246, 19-1540, 19-1717**
 Motie, R.E., **16-1514, 16-1745**
 Motlagh, A.R., **10-0897**
 Motoda, D., **15-0731**
 Motofusa, S.-i., **15-1159**
 Motohashi, S., **18-0194**
 Motoi, M., **04-0177**
 Motoki, S., **16-0218**
 Motorina, L., **15-1672**
 Motoyama, Y., **16-0640**
 Motoyoshiya, J., **15-0849, 16-1307**
 Mott, L.J.L., **17-0489**
 Mott, R.C., **12-0157, 14-0253**
 Motta, A.R., **18-0776**
 Mottaghinejad, E., **19-0092**
 Motti, E., **13-0508**
 Motyka, L., **18-0471**
 Moughamir, K., **10-1865**
 Mouk, R.W., **18-0196**
 Moule, D.C., **07-0015**
 Moulijn, J.A., **18-0756**
 Moulík, P.S., **08-0191**
 Moulin, D., **15-1125, 15-1134, 19-0789**
 Moulineau, C., **10-1368**
 Moulines, F., **12-0316**
 Moulines, J., **10-0952**
 Moulton, B., **12-0372**
 Moulton, W.N., **19-0976**
 Mounier, C.E., **04-0310**
 Mouri, M., **16-1047, 16-1418**
 Mourino, A., **15-1141**
 Mourning, M.C., **10-0162, 17-0023**
 Moussa, Z., **15-0240**
 Moutet, J., **19-0955**
 Moutou, J.-L., **16-0847**
 Moutrille, C., **14-0283**
 Mouvier, G., **15-0068**
 Movahedi, Z., **10-0663**
 Movassagh, B., **10-0897, 16-0053, 16-0245, 16-1629, 16-1615**
 Movassaghi, M., **10-1553, 19-1353**
 Mowat, R., **11-0265**
 Mowery, M.E., **13-0520, 13-0635**
 Mowery, M.W., **13-0632**
 Moyano, A., **07-0091, 15-1437, 15-2211, 15-2364, 16-0687, 17-0416, 19-1031**
 Moyer Jr., C.E., **11-0641**
 Moynihan, H.A., **06-0045**
 Mozdzen, E.C., **12-0660, 19-1492, 19-1506**
 Mozingo, R., **15-0437**
 Moztraitis, R., **10-0999**
 Mraz, T.J., **19-0910**
 Mridha, N.K., **13-0196**
 Mrowiec-Białoń, J., **15-0150**
 Mrozack, S.R., **17-0073**
 Mu, L., **10-0403**
 Mu, R., **08-0211**
 Muathen, H.A., **11-0270**
 Mubarak, M.S., **19-1334**
 Mucci, A., **08-0219**
 Muchowski, J.M., **02-0261, 13-0702, 15-1244, 16-1709**
 Muci, A.R., **12-0460, 15-0698, 15-0747, 15-1827, 19-0968**
 MuCullough, K.J., **15-1941**
 Mudryk, B., **13-0673**
 Muedas, C.A., **14-0297, 15-0847**
 Muehlbacher, M., **10-1149**
 Mueller, A.M., **15-1223**
 Mueller, B., **15-0788**
 Mueller, J.A., **16-0865, 19-0120**
 Mueller, M.E., **05-0246**
 Mueller, P.H., **15-1945**
 Mueller, R.A., **15-2350**
 Mueller, R.H., **18-0677**
 Mueller, W.A., **09-0090**
 Mueller, W.H., **15-0021**
 Mueller-Westerhoff, U.T., **16-1945**
 Muenster, L.J., **08-0024**
 Muentner, J.S., **01-0038, 08-0233**
 Mues, C., **18-0688**
 Muetterties, E.L., **15-0446, 15-0523, 19-0015**
 Muezelauer, G.J., **10-1437**
 Mügge, K., **18-0540**
 Mugnoli, A., **02-0285, 02-0319, 17-0056**
 Mühlstadt, M., **15-0222**
 Muhsin, M., **17-0067**
 Mui, J.Y., **05-0380**
 Muir, D.M., **17-0072, 17-0097, 17-0098**
 Mujsce, A.M., **10-1319**
 Mukai, C., **15-0238, 15-0239, 15-1442, 16-0069**
 Mukai, T., **14-0244, 15-2322, 18-0469, 18-0470, 18-0549, 18-0601, 18-0640**
 Mukaide, K., **15-1719**
 Mukaiyama, T., **04-0136, 10-0992, 10-1009, 10-1089, 10-1436, 10-1511, 10-1518, 10-1535, 10-1706, 10-1805, 11-0290, 11-0324, 12-0340, 15-0184, 15-0185, 15-0197, 15-0310, 15-1043, 15-1054, 15-1055, 15-1060, 15-1838, 16-0161, 16-0256, 16-0434, 16-0490, 16-0495, 16-0683, 16-0820, 16-0994, 16-0996, 16-1011, 16-1016, 16-1052, 16-1056, 16-1077, 16-1119, 16-1125, 16-1128, 16-1129, 16-1422, 16-1426, 16-1654, 16-1656, 16-1684, 16-1716, 16-1729, 16-1788, 16-1880, 16-1937, 17-0295, 17-0487, 18-0123, 18-0440, 19-0056, 19-0243, 19-0244, 19-0480, 19-0691, 19-0870, 19-1109, 19-1113, 19-1125, 19-1128, 19-1327, 19-1661, 19-1668, 19-1702, 19-1713**
 Mukerjee, A.K., **15-2180, 16-2094**
 Mukhametshin, F.M., **10-1722, 12-0699, 19-1284**
 Mukherjee, C., **16-1741**
 Mukherjee, D., **19-0952**
 Mukherjee, R., **19-0268**
 Mukherjee, S., **03-0054**
 Mukherjee, S.B., **16-0775**
 Mukherjee, S.K., **19-0251**
 Mukhopadhyay, C., **19-1190**
 Mukhopadhyay, K., **15-1378**
 Mukhopadhyay, P.P., **15-1277**
 Mukhopadhyay, T., **18-0872**
 Mukkanti, K., **11-0644**
 Mulder, J.A., **10-0997**
 Mulder, J.J.C., **15-2105**
 Mulder, P., **01-0104, 02-0024**

- Muldoon, J., 19-0214
 Muldowney, M.P., 15-1902, 19-1031
 Mulhausen, H.A., 10-0372
 Mulholland, D.L., 02-0348
 Mulholland, K.R., 18-0398, 18-0399
 Mullane, M., 16-0030
 Mullay, J., 01-0024, 01-0029
 Mülle, P., 15-2050
 Mullen, A., 15-1375, 15-1381, 15-1485
 Mullen, D.G., 16-1816
 Müllen, K., 02-0173, 02-0254, 02-0272, 02-0274, 02-0282, 02-0305, 02-0307, 02-0319, 02-0320, 02-0333, 15-0075, 18-0637
 Muller, B.L., 12-0662
 Muller, G., 10-1454, 10-1459
 Muller, L.L., 15-1883, 16-1395, 16-2076, 16-2083, 16-2094
 Muller, M., 12-0342
 Muller, N., 02-0375
 Müller, B., 18-0362
 Müller, E., 05-0234, 10-0918, 14-0273, 15-2292, 15-2323, 15-2405, 18-0234
 Müller, E.P., 10-1017
 Müller, G., 01-0011, 04-0245
 Müller, H., 15-0501, 15-0712, 19-0056
 Müller, H.R., 15-0482
 Müller, J., 05-0053, -0143, 10-0520
 Müller, K., 02-0066, 04-0041, 18-0619
 Müller, M., 04-0477, 12-0608, 15-2293, 16-1500, 16-2065, 19-0504
 Müller, P., 04-0467, 10-0011, 10-0326, 10-0333, 10-0385, 10-1565, 10-1808, 12-0239, 12-0368, 15-1887, 15-1901, 16-1436, 16-1437, 16-1564, 19-0023, 19-0028, 19-0069
 Müller, P., 19-0247, 19-0249, 19-0250, 19-0282, 19-1348, 19-1380
 Müller, R.K., 17-0420
 Müller, S., 04-0501
 Müller, T., 05-0008
 Müller, T.E., 15-0354
 Müller, T.J.J., 15-0910, 16-1916
 Müller, U., 02-0158
 Müller, W., 05-0290, 10-1033, 19-0461
 Müller, W.M., 03-0112, 03-0152, 04-0244
 Müllhofer, G., 17-0059, 17-0062
 Mullie, F., 07-0082
 Mulligan, P.J., 18-0195
 Mulliken, R.S., 01-0025, 02-0375, 03-0080, 03-0081, 03-0100, 07-0014
 Mullin, A., 10-0267
 Mullins, R.J., 15-1160
 Mulvaney, A.W., 19-1515, 19-1625
 Mulvey, R.E., 13-0654
 Mulzer, J., 16-1000, 17-0412, 17-0414, 17-0416
 Munavilli, S., 11-0552
 Munchausen, L.L., 15-1945
 Mundy, B.P., 16-1064
 Munechika, T., 10-0207
 Muneer, M., 07-0062
 Munekata, T., 17-0321
 Muneyuki, R., 10-0171
 Mungall, W.S., 04-0193, 15-1702
 Munger, P., 12-0512
 Muñiz, K., 15-1877, 19-1028
 Munjal, R.C., 02-0199
 Munn, N.M., 02-0075
 Muñoz, E., 15-1119
 Muñoz, E., 15-1119
 Muñoz, L., 12-0214
 Muñoz, L., 13-0504
 Muñoz, M.P., 15-0818, 15-0820
 Muñoz-Muñiz, O., 16-0688, 16-1081
 Munro, M.H.G., 15-0562
 Munson, M.S.B., 08-0224
 Münsterer, H., 12-0223
 Muntean, L., 02-0428
 Munyemana, F., 10-1089
 Münzel, N., 02-0215
 Mura, L.A., 10-1748
 Murabayashi, A., 18-0697
 Muraglia, E., 15-1647
 Muraglia, V., 10-0169
 Murahashi, S., 02-0226, 10-0900, 10-0908, 10-1012, 10-1270, 10-1291, 10-1509, 10-1795, 12-0749, 14-0246, 14-0247, 14-0395, 14-0452, 16-0430, 19-0284, 19-0288, 19-0516, 19-0896, 19-1330
 Murahashi, S.-I., 12-0337, 12-0733, 15-1665, 16-0931, 19-0516, 19-0569, 19-0570, 19-1624
 Murahashi, T., 10-1009
 Murai, A., 10-1347
 Murai, S., 11-0332, 11-0414, 11-0463, 12-0246, 12-0529, 13-0532, 13-0619, 15-0726, 15-0755, 15-0777, 15-0920, 15-1473, 15-1642, 15-2443, 19-0060, 19-0747, 19-1508
 Murai, T., 10-1280, 10-1561, 15-0748, 16-1135, 16-1245
 Murakami, C., 19-1005
 Murakami, H., 10-1123, 16-2135
 Murakami, M., 10-1518, 10-1771, 15-0928, 15-1409, 16-1106, 16-1125, 16-2134, 19-0221
 Murakami, N., 15-1324
 Murakami, S., 16-0765
 Murakami, Y., 15-0876, 16-1854
 Murakata, M., 10-1639
 Murakawa, K., 12-0722
 Muraki, M., 19-1109, 19-1113, 19-1125
 Muraki, T., 10-0710
 Muralha, V.S.F., 01-0098
 Murali, R., 15-2043
 Muralidhar, B., 19-1117
 Muralidharan, D., 15-2119
 Muralidharan, V.P., 16-2084
 Muralimohan, K., 13-0589
 Muramatsu, H., 15-0598
 Muramatsu, I., 16-1625
 Muramatsu, Y., 15-1576
 Murao, S., 19-1032
 Muraoka, K., 10-1313, 19-1339
 Muraoka, M., 16-0209, 16-1032
 Muraoka, T., 10-1468, 10-1469
 Murari, M.P., 10-1599
 Murashima, T., 11-0140
 Murata, I., 02-0131, 02-0326, 07-0021
 Murata, K., 12-0252, 15-1004, 15-1024, 19-1042, 19-1048
 Murata, M., 10-1217, 12-0451, 12-0452, 13-0293, 13-0633
 Murata, S., 15-1853, 16-1125, 17-0208
 Murata, Y., 08-0169, 15-2069, 18-0733
 Murati, M.P., 10-1505
 Muratori, M., 19-0823
 Muratov, N.N., 16-0448
 Murawski, D., 18-0866
 Murayama, D.R., 02-0226
 Murchie, M.P., 03-0113
 Murcko, M.A., 04-0279
 Murdoch, J.R., 12-0508
 Murga, J., 16-0996
 Murguly, E., 04-0072
 Murhashi, S.-I., 18-0363
 Muri, D., 15-1939
 Murov, S., 16-2085
 Murphy, A., 15-1729

- Murphy, D.K., **10-0497**
 Murphy, D.L., **11-0235**
 Murphy, F., **16-1239**
 Murphy, G.K., **12-0368**
 Murphy, J.A., **11-0363**,
15-1269, **19-0206**
 Murphy, P.J., **10-1487**, **16-1023**,
16-1342, **17-0216**
 Murphy, R.B., **11-0610**
 Murphy, T.J., **15-2206**
 Murphy, W.S., **10-1581**,
12-0515, **18-0120**
 Murr, B.L., **06-0080**, **15-2165**
 Murray, C.D., **13-0745**
 Murray, C.J., **08-0141**, **15-0325**
 Murray, K.J., **12-0427**, **15-0491**
 Murray, K.K., **05-0332**
 Murray, N.G., **14-0438**, **18-0891**
 Murray, R.E., **12-0545**
 Murray, R.W., **05-0328**,
10-0968, **14-0227**, **14-0228**,
14-0229, **14-0232**, **14-0241**,
15-1744, **15-1766**, **15-2155**,
15-2156, **15-2157**, **15-2159**,
15-2161, **18-0549**, **19-0010**,
19-0359, **19-0369**, **19-0370**,
19-0371, **19-0373**, **19-0374**,
19-0376, **19-0378**, **19-0379**,
19-0488, **19-0517**, **19-0756**,
19-0764, **19-0767**
 Murrell, J.N., **01-0001**
 Murry, J.A., **13-0541**, **13-0606**,
15-2064
 Murthy, Ch.V.S.R., **10-0963**,
16-1476
 Murty, M.S.R., **10-0862**,
10-0958
 Murugesan, V., **19-0085**
 Musaev, D.G., **16-1844**
 Musch, P.W., **02-0084**
 Muscio Jr., O.J., **13-0020**,
15-2219
 Musco, A., **04-0085**
 Musharraf, M.A., **19-1103**
 Musker, W.K., **02-0088**,
17-0247, **19-0046**, **19-0850**
 Musser, C.A., **16-0574**
 Musser, M.T., **10-0285**
 Musso, H., **04-0174**, **04-0175**,
04-0444, **04-0446**, **18-0640**,
19-1571, **19-1573**
 Musson, A., **11-0136**, **11-0231**
 Mustanir, **10-0027**
 Musumarra, G., **02-0095**,
10-0079, **10-0386**, **10-0386**
 Muszkat, K.A., **15-2111**
 Mutai, K., **06-0011**
 Mutch, A., **18-0821**
 Muth, C.L., **19-1506**
 Muthard, J.L., **02-0352**
 Mutule, I., **13-0499**
 Muthusamy, S., **12-0369**,
16-0233
 Muto, T., **15-0777**
 Mutter, L., **17-0145**
 Mutter, M., **16-1817**
 Mutter, M.S., **16-1303**, **16-1325**
 Mutti, S., **04-0111**
 Muzart, J., **16-0990**, **19-0218**,
19-0533, **19-0537**, **19-0575**,
19-0576
 Muzzi, R.M., **15-1770**
 Myers, A.G., **10-1659**, **12-0070**,
13-0370, **19-1353**, **19-1483**
 Myers, B.J., **15-2438**
 Myers, J.D., **17-0363**
 Myers, M., **15-1109**, **16-1410**
 Myers, M.M., **15-0867**
 Myers, R.J., **01-0081**
 Myhre, P.C., **05-0020**, **05-0077**,
10-0183, **10-0200**, **10-0208**,
10-0517, **11-0010**, **11-0056**,
11-0058, **11-0101**, **15-0098**
 Myint, Y.Y., **15-1560**
 Myles, D.C., **10-0734**
 Mynett, D.M., **16-1540**
 Myoung, Y.C., **15-0795**
 Myschenkova, T.N., **10-1833**
 Mysik, P., **10-1046**
 N'Gouela, S., **16-0115**
 N'Guessan, T.Y., **18-0225**
 N'Zemba, B., **07-0118**
 Na, S., **15-0395**
 Na, Y., **15-1152**, **15-1374**,
15-1406, **19-0120**
 Naab, P., **15-0005**, **15-0030**,
15-0034
 Naac, D.G., **15-0017**
 Naan, M.P., **17-0056**
 Naasz, R., **15-1136**, **16-0787**
 Nababsing, P., **14-0031**
 Nabana, T., **19-0497**
 Nabeya, A., **10-1733**
 Nacci, A., **13-0399**, **13-0415**
 Nace, H.R., **17-0123**, **17-0235**,
17-0242, **19-0639**
 Nachod, F.C., **01-0015**,
01-0089, **04-0264**, **04-0268**,
05-0208, **05-0219**, **08-0018**,
08-0040
 Nachtigall, G.W., **10-0066**
 Nada, F., **19-0881**
 Nadal, B., **10-1105**
 Nadeau, C., **10-1858**
 Nadeau, E., **16-0918**
 Nadelson, J., **16-1894**
 Nadi, S., **14-0150**
 Nadir, U.K., **10-1568**
 Nadjo, L., **19-0708**
 Nadkarni, D., **19-1011**
 Nadler, E.B., **02-0395**, **02-0397**
 Naef, R., **16-0490**
 Naegele, W., **15-0110**
 Naemi, H., **10-1161**
 Naemura, K., **04-0065**, **04-0468**,
04-0470, **04-0493**, **10-1511**
 Näf, F., **10-1653**, **15-1172**
 Nafti, A., **12-0223**
 Nagahara, K., **10-1853**, **15-1262**
 Nagahara, S., **15-0750**, **18-0143**
 Nagahara, T., **17-0162**
 Nagai, T., **12-0233**
 Nagai, K., **10-1262**, **15-1125**,
16-0866, **16-0894**
 Nagai, M., **05-0201**
 Nagai, T., **05-0231**, **14-0117**,
16-2147, **17-0320**
 Nagai, Y., **10-0513**, **15-1641**,
15-1925, **15-2371**, **19-0010**
 Nagaiah, K., **16-0068**, **16-1174**
 Nagaki, A., **15-2135**
 Nagaku, M., **10-0704**
 Nagano, H., **15-0576**, **15-0595**
 Nagano, T., **10-1298**
 Nagano, Y., **16-1710**
 Nagao, K., **18-0738**
 Nagao, S., **14-0190**
 Nagao, Y., **04-0136**, **04-0334**,
16-0232
 Nagaoka, Y., **16-1760**
 Nagarajan, K., **12-0095**
 Nagarajan, M., **13-0179**,
16-1671
 Nagareda, K., **16-0538**, **16-1294**
 Nagarkatti, J.P., **19-0323**
 Nagasawa, K., **16-1604**
 Nagasawa, M., **19-1176**
 Nagasawa, T., **11-0507**
 Nagase, H., **10-0636**, **12-0326**
 Nagase, S., **10-0202**, **10-1313**,
16-1294
 Nagashima, H., **13-0362**,
15-1064, **1**, **19-1094**
 Nagashima, T., **13-0475**, **15-2302**
 Nagata, A., **15-2379**
 Nagata, H., **15-0823**
 Nagata, J., **15-2194**
 Nagata, K., **16-0364**, **19-1518**
 Nagata, M., **13-0633**
 Nagata, R., **19-0064**
 Nagata, T., **14-0208**, **14-0213**
 Nagata, W., **11-0390**, **15-1499**,
15-1502
 Nagata, Y., **19-1468**, **19-1492**
 Nagatomo, H., **18-0359**
 Nagayama, S., **15-1668**,
16-0609, **16-0871**, **16-0944**,
16-1081, **16-1083**, **16-1086**,
16-1117, **16-1121**, **16-1122**

- Nagayoshi, M., **16-1657**
 Nagel, C.J., **15-1776**
 Nagel, M., **18-0577, 18-0578, 19-0556**
 Nagendrappa, G., **15-1844**
 Nageswar, Y.V.D., **10-0546, 10-0671, 19-0200, 19-0229**
 Nagino, C., **10-0704**
 Nagira, K., **14-0366, 14-0368**
 Nagle, A.S., **10-0859, 10-0861, 16-1867, 17-0234**
 Nagorski, R.W., **12-0091, 15-1523**
 Nagraba, K., **15-2159**
 Nagubandi, S., **11-0395**
 Naguib, Y.M.A., **14-0187**
 Nagura, T., **11-0357**
 Nagy, J.B., **16-1847**
 Nagy, O.B., **16-1847**
 Nahabedian, K.V., **11-0611**
 Nahm, S., **16-1960, 16-1967**
 Nahm, S.H., **15-0969**
 Nahmany, M., **16-1663**
 Naicker, K.P., **10-1008, 13-0389, 15-1678, 16-1831**
 Naicker, K.P., **19-1758**
 Naidenov, S.V., **11-0029**
 Naidu, B.N., **15-1314**
 Naik, R.G., **15-0684**
 Naik, S., **16-1767**
 Naik, S.N., **13-0723**
 Nailor, K.E., **15-1278**
 Nairmi-Jamal, M.R., **10-1569, 16-0913**
 Nair, D., **13-0402**
 Nair, K.B., **15-1651**
 Nair, L.G., **15-1599, 15-1624, 19-0491, 19-0730**
 Nair, R.V., **16-1543**
 Nair, V., **15-1532, 15-1599, 15-1624, 19-0491, 19-0730**
 Nairn, M.R., **15-1682**
 Naito, M., **10-1498**
 Naito, T., **07-0041, 15-1260, 15-1275, 15-2235, 16-0933, 16-0937, 16-0938, 16-0940, 16-2083, 19-1152**
 Najem, T.S., **16-1571**
 Najera, C., **12-0125, 16-1784, 16-1786, appendixA-0031**
 Najime, R., **10-0952**
 Naka, T., **19-0914**
 Nakabayashi, T., **19-1152, 19-1465**
 Nakada, M., **15-2304, 16-0560, 16-0668**
 Nakada, S., **13-0608**
 Nakadai, M., **16-1054**
 Nakadaira, Y., **04-0518, 05-0245**
 Nakae, T., **12-0337**
 Nakae, Y., **16-1618**
 Nakagai, Y.-i., **15-0766, 19-1679**
 Nakagaki, R., **06-0011**
 Nakagawa, H., **10-0606**
 Nakagawa, J., **17-0026**
 Nakagawa, K., **14-0275, 15-1275, 19-0413**
 Nakagawa, M., **02-0272, 02-0286, 02-0301, 02-0304, 02-0326, 02-0327, 02-0328, 04-0065, 04-0471, 14-0175, 14-0302, 15-0989, 16-0902, 17-0088, 19-1154**
 Nakagawa, S., **15-1391**
 Nakagawa, T., **03-0078, 12-0721, 15-0225, 15-0392, 16-1079**
 Nakahara, M., **03-0004**
 Nakahara, S., **04-0493**
 Nakahara, Y., **10-1080**
 Nakahara, Y., **15-1544**
 Nakahigashi, J., **15-1520**
 Nakai, E., **18-0735**
 Nakai, K., **10-0234, 18-0249**
 Nakai, M., **18-0261, 19-1618**
 Nakai, S., **09-II-0006, 15-0707, 18-0340**
 Nakai, T., **01-0068, 15-0889, 15-0985, 15-2064, 16-1203, 16-1487, 18-0730, 18-0732, 18-0733, 18-0735, 18-0735**
 Nakai, Y., **03-0045, 13-0487**
 Nakaji, T., **07-0058**
 Nakajima, T., **02-0194**
 Nakajima, A., **10-0584**
 Nakajima, K., **10-1779, 11-0622, 13-0359, 15-0799, 16-2000**
 Nakajima, M., **15-1693, 16-1039, 18-0238**
 Nakajima, N., **10-1639, 14-0452, 17-0468, 19-1154**
 Nakajima, O., **10-0886**
 Nakajima, R., **15-0819**
 Nakajima, S., **16-1840, 18-0153**
 Nakajima, S.-I., **18-0144**
 Nakajima, T., **11-0375, 11-0376, 16-1104**
 Nakajima, Y., **16-1655, 19-1022**
 Nakajo, M., **15-1791**
 Nakama, T., **15-0204**
 Nakamaye, K.L., **12-0019**
 Nakamichi, N., **19-0019**
 Nakamoto, K., **10-0403, 10-0440**
 Nakamura, A., **03-0083, 10-0788, 15-2317, 16-0452, 16-1636, 19-0480**
 Nakamura, E., **07-0094, 10-1336, 10-1338, 10-1358, 10-1372, 10-1463, 10-1650, 13-0595, 15-0893, 15-1063, 15-1066, 15-1974, 16-0303, 16-0581, 16-1016, 19-0479**
 Nakamura, H., **05-0314, 10-0274, 10-1544, 15-0223, 15-1313, 16-0871, 16-0910**
 Nakamura, I., **15-0179, 15-0931**
 Nakamura, K., **04-0163, 04-0196, 11-0189, 11-0507, 13-0538, 15-1782, 16-0518, 16-0871, 16-0910, 19-1021, 19-1022, 19-1023**
 Nakamura, M., **02-0296, 02-0303, 15-0893, 15-2139**
 Nakamura, N., **02-0220, 09-0012, 13-0778, 14-0071**
 Nakamura, R., **13-0605**
 Nakamura, S., **15-0739, 15-0786, 16-1455, 19-0999**
 Nakamura, T., **03-0146, 08-0200, 13-0333, 13-0438, 15-1265, 15-1267, 15-1275, 15-1645, 15-1646, 16-1127, 16-1903**
 Nakamura, Y., **02-0069, 10-1044, 10-1045, 11-0216, 12-0278, 15-0811**
 Nakanishi, H., **18-0637**
 Nakanishi, K., **04-0117**
 Nakanishi, S., **10-1503, 10-1820**
 Nakano, A., **15-0377**
 Nakano, H., **10-1454**
 Nakano, K., **16-1013**
 Nakano, M., **11-0324, 13-0762, 16-1051, 16-1788**
 Nakano, N., **15-2065, 19-0986**
 Nakano, S., **15-0122**
 Nakano, T., **10-0513, 15-1641, 15-1925, 16-1727, 19-0139**
 Nakano, Y., **15-2368, 16-1444**
 Nakao, J., **15-0935**
 Nakao, R., **16-1667**
 Nakao, S., **15-2139**
 Nakao, T., **02-0070**
 Nakaoka, K., **15-2379**
 Nakashima, H., **11-0323, 16-0618, 16-0640**
 Nakashima, K., **19-0066**
 Nakashima, T., **10-0311**
 Nakata, D., **19-1578**
 Nakata, K., **10-0273, 10-0274, 15-1836**
 Nakata, M., **15-07, 19-0637**

- Nakata, T., **16-1661, 16-1836, 17-0241, 19-1057**
 Nakatani, H., **15-1380**
 Nakato, T., **19-1624**
 Nakatsugawa, M., **16-0687**
 Nakatsuji, M., **05-0259**
 Nakatsuji, S., **02-0326, 02-0327, 02-0328, 19-0066**
 Nakatsuji, Y., **03-0146**
 Nakatsuka, T., **19-0056**
 Nakatsuka, Y., **16-0618, 16-0754, 16-1006, 16-1121**
 Nakaya, Y., **15-2383**
 Nakayama, H., **07-0058**
 Nakayama, J., **15-1847, 17-0364, 17-, 19-0842, 19-1565**
 Nakayama, M., **05-0351, 15-1642, 16-1671**
 Nakayama, T., **18-0396**
 Nakayasu, T., **11-0357**
 Nakazaki M., **04-0177**
 Nakazaki, A., **16-1127**
 Nakazaki, M., **02-0070, 04-0020, 04-0079, 04-0468, 04-0470, 04-0493**
 Nakazawa, M., **18-0229**
 Nakazawa, T., **02-0326, 07-0021, 14-0373**
 Nakazono, Y., **13-0617**
 Nakazumi, H., **09-0064**
 Nakhapetyan, L.A., **15-2281**
 Nakhshunov, V.S., **15-0405**
 Nakamura, H., **17-0382**
 Nakoji, M., **10-1452**
 Nakova, E.P., **19-1801**
 Nalbandyan, A.B., **19-0701**
 Nalepa, C.J., **17-0508**
 Nam, G.S., **16-1994**
 Nam, H., **13-0047**
 Nam, W., **19-0463**
 Nam, G.S., **19-1600**
 Namane, C., **19-1243**
 Namanworth, E., **05-0016, 05-0050, 10-0165, 10-0374**
 Namavari, M., **10-1055**
 Namba, K., **16-0721**
 Namba, M., **19-1152**
 Namboodiri, V., **13-0495, 13-0545**
 Namboodiri, V.V., **10-0619**
 Nambu, H., **10-1747, 10-1750, 10-1751, 10-1755, 10-1756, 12-0252**
 Nambu, M., **15-2066**
 Nambu, N., **11-0013**
 Nametkin, N.S., **01-0009, 18-0761**
 Namiki, H., **12-0326**
 Namy, J., **16-2002**
 Namy, J.-L., **16-0608, 16-1363, 16-1987, 19-1648, 17-0202, 18-0143, 19-0967, 19-1670**
 Nan, Y., **15-0245**
 Nanda, B., **10-1013**
 Nanda, P., **11-0429, 19-0625**
 Nanda, S., **19-1022**
 Nandakumar, M.V., **13-0235**
 Nandanani, E., **15-1694**
 Nandi, M., **15-0762**
 Nandi, S., **01-0025**
 Nandy, S.K., **16-1474**
 Nangia, A., **16-1321, 16-1719**
 Nanjundaswamy, H.M., **16-0307**
 Nanke, T., **10-1826**
 Nanni, D., **15-1258, 18-0073, 18-0300**
 Nano, G., **16-1865**
 Nantz, M.H., **16-1820**
 Naot, T., **19-0284**
 Naota, T., **14-0246, 14-0247, 14-0452, 16-0430, 19-0516, 19-0570, 19-1624**
 Naples, J.O., **16-1655**
 Napolitano, E., **16-0442, 17-0188**
 Naqvi, S.M., **18-0569**
 Nara, S., **11-0196**
 Nara, S.J., **11-0555, 16-1170**
 Narang, C.K., **16-1817**
 Narang, S.C., **10-0757, 10-1134, 10-1176, 11-0119, 11-0133, 12-0203, 16-1523, 19-1598**
 Narasaiah, A.V., **16-0062**
 Narasaka, K., **10-1706, 15-1043, 15-1055, 15-1362, 15-1423, 15-1660, 15-1697, 15-2064, 16-1077, 16-1422, 19-1056**
 Narashimhan, K.M., **18-0137**
 Narashimhan, S., **19-1071, 19-1075**
 Narasimhan, C.S., **19-0960**
 Narasimhan, M.S., **12-0388**
 Narasimhan, N.S., **12-0405**
 Narasimhan, S., **19-1086, 19-1091, 19-1167, 19-1300, 19-1490**
 Naravane, A., **13-0386**
 Narayan, R.S., **19-0396**
 Narayan, S., **13-0291**
 Narayana, A., **15-1552**
 Narayana, C., **12-0526, 15-0654, 18-0435, 19-1598**
 Narayana, M., **15-0510**
 Narayanan, B.A., **16-0449**
 Narayanan, K.V., **10-0232**
 Narayanan, R., **16-1068**
 Nardello, V., **14-0233**
 Nardi, M., **16-1618**
 Narender Reddy, A.V., **19-1262, 19-1643**
 Narender, M., **19-0229**
 Narender, N., **11-0248, 11-0256, 11-0289, 16-1672**
 Narender, R., **16-2153, 17-0440**
 Narin, S.Yu., **14-0198**
 Narisada, M., **11-0650**
 Narisano, E., **12-0230**
 Narisawa, S., **15-0985**
 Narita, K., **10-1819, 15-1341**
 Narita, N., **14-0032, 14-0105**
 Narita, S., **16-1307**
 Naritomi, M., **13-0362**
 Narkunan, K., **15-1065, 16-0163**
 Narsaiah, A.V., **09-0115, 13-0159, 16-0068, 16-0077, 16-1171, 16-1174, 17-0441, 17-0471, 19-0212**
 Narsaiah, B., **19-1193**
 Narsihmulu, Ch., **10-0683, 13-0405, 15-0403, 15-0438, 16-0780, 16-0784**
 Narula, A.P.S., **15-0436**
 Narula, A.S., **12-0454**
 Narusawa, H., **16-0641**
 Naruse, M., **15-1731**
 Naruse, Y., **18-0466**
 Naruta, Y., **11-0444, 15-1991, 16-0613, 19-0258, 19-0633**
 Narvaez, L.D., **11-0120**
 Nascimento, M.de G., **16-1632**
 Nash, E.G., **17-0455**
 Nash, J.J., **17-0240**
 Nashi, T., **10-1161**
 Nasibov, S.S., **04-0042**
 Nasielski, J., **12-0040**
 Nasipuri, D., **15-0541, 19-0974**
 Naskar, D., **14-0425, 16-2121**
 Naso, F., **10-1265, 10-1325, 16-1929, 17-0013, 17-0031, 17-0056**
 Nasreen, A., **14-0205, 16-0087**
 Nass, D., **10-0232**
 Nasserrri, M.A., **10-0679**
 Nassetta, M., **11-0594**
 Nassimbeni, L.R., **03-0169**
 Nata, A., **16-0228**
 Natale, N.R., **16-0361, 19-0104, 19-1151, 19-1462**
 Natarajan, R., **10-0530, 10-0531**
 Natero, R., **05-0212**
 Nathan III, E.C., **02-0202, 02-0203**
 Nathan, W.S., **02-0369, 10-0313**
 Näther, C., **15-2293**
 Nation, A.J., **16-0762**
 Natsume, H., **10-1203**
 Natt, F., **11-0464**

- Natta, G., **04-0001**
 Nattier, B.A., **16-0075, 16-0160, 19-0140**
 Naudet, M., **14-0039, 14-0179**
 Näumann, F., **16-1058**
 Naumov, Yu.A., **11-0496**
 Nauta, W.T., **05-0231, 11-0596**
 Navangul, H.V., **02-0110**
 Navaro, O., **13-0503**
 Navarrini, V., **11-0185**
 Navarro, A., **10-0925**
 Navarro, M., **13-0304**
 Navarro, O., **13-0509**
 Navarro-Ocaña, A., **12-0213**
 Navarro-Vázquez, A., **18-0627**
 Nave, P.M., **14-0209**
 Naven, R.T., **03-0132**
 Nawa, S., **11-0343**
 Nay, B., **11-0142**
 Nayak, A., **10-1013**
 Nayak, B., **16-1596**
 Nayak, M.K., **16-1529**
 Nayak, S.K., **15-1139, 19-1708**
 Naylor, C.G., **17-0015**
 Naylor, M., **18-0370**
 Nayyar, N.K., **14-0100**
 Nazareno, M.A., **10-0097**
 Nazari, R., **19-0146**
 Nazarov, I.N., **15-0849**
 Nazarov, V.N., **10-1089**
 Nazarova, N.E., **11-0174**
 Nazarova, T.A., **15-1652**
 Nazer, B., **19-1107, 19-1642**
 Nazran, A.S., **05-0345, 14-0049**
 Ncube, S., **18-0435**
 Ndakala, A.J., **16-1352**
 Ndiwbami, A., **16-0030**
 Neale, R.S., **15-1608, 18-0868**
 Neamati-Mazreah, N., **10-0432**
 Nearhoof, E.H., **18-0773**
 Neary, A.P., **11-0112**
 Nebenzahl, L., **08-0014, 08-0053**
 Neber, P.W., **18-0259**
 Nebois, P., **07-0091**
 Nebzydoski, J.W., **10-0152**
 Nechvatal, A., **14-0172, 18-0068**
 Neckers, D.C., **15-2235, 16-2083, 17-0002, 17-0527, 19-1687, 19-1689**
 Necşoiu, I., **19-0631**
 Nédélec, J., **10-1308**
 Nédélec, J.-Y., **10-1228, 10-1397, 13-0304, 13-0344, 15-1162, 15-1163, 16-0570, 10-1811, 10-1818, 13-0342**
 Nédélec, Y.-Y., **15-2273**
 Nedugov, A.N., **10-0806**
 Née, G., **10-0485**
 Neelamkavil, S., **19-0177**
 Neeland, E.G., **04-0390**
 Neeman, M., **10-0635**
 Neeraja, V., **15-1906**
 Nefedov, B.K., **12-0731, 15-1375, 16-1720**
 Nefedov, O.M., **05-0227, 05-0328, 05-0370, 13-0037, 15-2315, 16-1409**
 Nefedov, V.A., **13-0256**
 Negashima, S., **19-1447**
 Negele, S., **19-0605**
 Negishi, E., **10-1275, 10-1326, 10-1377, 10-1378, 10-1634, 10-1749, 12-0001, 12-0296, 12-0478, 12-0573, 12-0617, 12-0620, 13-0378, 13-0552, 15-0641, 15-0683, 15-0684, 15-0685, 15-0703, 15-0705, 15-0706, 15-0778, 15-0864, 15-0906, 15-0956, 15-1102, 15-1185, 18-0420, 18-0421, 18-0423, 18-0424, 18-0440, 18-0448, 18-0449, 18-0450**
 Negoro, N., **16-1525, 17-0373**
 Negoro, T., **15-1540**
 Negri, D., **16-0861**
 Negri, J.J., **15-0497**
 Negri, J.T., **12-0403**
 Négri, S., **10-1850, 13-0302**
 Neh, H., **15-0616, 15-1058**
 Nehru, K., **19-0188, 19-0809**
 Neibecker, D., **15-1386**
 Neidigh, K.A., **16-0357, 19-1135**
 Neidle, S., **04-0097**
 Neidlein, R., **04-0467, 18-0643**
 Neier, R., **18-0683**
 Neighbors, M., **15-1609**
 Neilands, O., **03-0098**
 Neilson, D.G., **16-0196**
 Neiman, L.A., **02-0159**
 Neiman, M.B., **05-0255**
 Neimann, K., **15-1739**
 Neises, B., **16-1665**
 Neiteler, G., **16-0563**
 Neitzel, M.L., **18-0247**
 Nekhoroshev, M.V., **16-1607**
 Nelke, J.M., **19-1728, 19-1738**
 Nell, P.G., **16-0491**
 Nelson, B.W., **14-0028**
 Nelson, C.H., **19-0470**
 Nelson, D.J., **12-0488, 12-0489, 15-0089, 15-0483, 15-0653, 15-1657, 15-1982**
 Nelson, D.P., **03-0108**
 Nelson, D.W., **15-1696**
 Nelson, E.C., **16-1269, 19-0338**
 Nelson, E.D., **13-0023**
 Nelson, G.C., **18-0162**
 Nelson, G.L., **18-0558**
 Nelson, J.A., **17-0228**
 Nelson, J.D., **10-0903**
 Nelson, J.V., **16-0997, 16-1013, 16-1018, 18-0601**
 Nelson, K.L., **11-0051, 11-0198**
 Nelson, N.T., **17-0139**
 Nelson, P., **16-1812**
 Nelson, P.G., **01-0002**
 Nelson, R.B., **11-0652**
 Nelson, S.F., **05-0249, 05-0326, 15-1610, 15-2063, 15-2162**
 Nelson, S.G., **10-1444, 16-2075, 16-2078, 19-0968**
 Nelson, T.D., **13-0469**
 Nelson, W.M., **15-2165**
 Nelson-Reed, K.T., **12-0279**
 Nemati, N., **16-1174**
 Nemeč, S., **13-0272**
 Nemeth, L., **19-0969**
 Nemo, T.E., **19-0464**
 Nemoto, H., **10-0234, 10-1544, 16-0782, 19-0142, 19-0541, 19-1006, 19-1058**
 Nemoto, T., **15-1741, 15-1796**
 Nendel, M., **15-1994, 18-0533**
 Nenitescu, C.D., **11-0408, 12-0302, 15-1648, 19-0008, 19-0627, 19-0631**
 Nepliyuev, V.M., **10-1578, 12-0194**
 Nepveux, F.J., **07-0118**
 Neri, G., **19-0960**
 Neri, O., **17-0199**
 Neri, P., **03-0123, 03-0127, 03-0128, 03-0139, 04-0066, 04-0092, 04-0162**
 Neri, S., **15-1845**
 Neri, V., **15-1751**
 Nerz-Stormes, M., **16-1015, 16-1023**
 Nesakumar, J.E., **18-0137**
 Nesloney, C.L., **15-0707**
 Nesmayanov, N.A., **16-1301**
 Nesmeyanov, A.N., **02-0166, 05-0135, 10-0243, 16-1403**
 Nesterov, O.V., **16-0190**
 Nestrick, T.J., **15-0518**
 Net, G., **15-1136**
 Neth, J.M., **04-0342**
 Netherton, M.R., **13-0350**
 Nothing, M., **15-0674**
 Netscher, T., **16-2148**
 Neubauer, D., **15-1378**
 Neuberg, M.K., **04-0146, 15-0597**
 Neuberger, K.R., **07-0054**
 Neuenschwander, K., **19-1468**
 Neuenschwander, M., **02-0222**

- Neugebauer, F.A., **05-0234**,
05-0321, **05-0325**
- Neuman, P.N., **18-0462**
- Neumann, A., **06-0082**
- Neumann, B., **02-0330**,
05-0174, **10-1644**
- Neumann, C., **15-2314**
- Neumann, F.W., **13-0091**
- Neumann, G., **02-0282**
- Neumann, H., **10-0651**, **12-0619**
- Neumann, H.M., **16-0523**,
16-0524, **16-0525**, **16-0526**,
16-0963
- Neumann, P., **02-0061**
- Neumann, R., **11-0482**,
13-0481, **15-1739** **15-1741**,
15-1756, **19-0172**, **19-0181**
- Neumann, R.A., **16-1299**
- Neumann, S., **04-0151**
- Neumann, W.P., **05-0236**,
05-0236, **05-0237**, **05-0246**,
16-0967, **16-2174**, **19-1307**
- Neumeister, J., **19-0352**
- Neumeyer, J.L., **13-0272**
- Neumüller, O., **14-0235**
- Neunhoeffler, H., **16-0329**
- Neunhoeffler, O., **13-0165**
- Neurath, H., **16-1816**
- Neureiter, N.P., **17-0221**,
17-0346
- Neuvonen, H., **16-1557**
- Nevado, C., **15-0818**
- Nevalainen, V., **16-0983**,
19-1775, **19-1776**
- Nevar, N.M., **10-1670**
- Nevill, S.M., **05-0308**
- Neville, A.G., **05-0316**
- Nevitt, T.D., **15-0005**, **15-0031**
- Newall, A.R., **10-0638**
- Newbold, B.T., **19-0294**,
19-0786, **19-1278**, **19-1545**,
19-1632
- Newcomb, M., **03-0117**,
04-0164, **05-0306**, **05-0307**,
05-0308, **05-0310**, **10-0095**,
10-1686, **10-1742**, **14-0038**,
14-0068, **14-0070**, **14-0076**,
14-0078, **14-0123**, **15-1221**,
15-1222, **15-1283**, **15-1284**,
18-0075, **18-0506**, **18-0613**,
19-1339
- Newcomb, M.E., **12-0594**
- Newcomb, R.C., **16-1589**
- Newcombe, N.J., **15-1680**
- Newham, J., **15-0628**
- Newirth, T.L., **12-0535**
- Newkirk, D.D., **14-0121**
- Newkome, G.R., **16-0309**,
16-2009
- Newlands, S.F., **15-0016**
- Newman Jr., R.C., **14-0007**
- Newman, A., **16-1021**
- Newman, C., **15-0974**, **15-0986**
- Newman, D.A., **12-0022**
- Newman, H., **15-0170**, **16-0544**
- Newman, M.S., **04-0068**,
05-0062, **05-0075**, **06-0041**,
10-1794, **11-0062**, **12-0682**,
14-0025, **16-0320**, **16-0441**,
16-0445, **16-1633**, **16-1937**,
17-0099, **18-0031**, **19-0740**
- Newman, P.A., **09-0027**
- Newman-Evans, R.H., **18-0562**
- Newsom, I., **08-0089**, **08-0186**
- Newton Jr., R.J., **15-0491**,
15-0651
- Newton, B.N., **10-1482**
- Newton, C.G., **02-0341**,
19-1129
- Newton, J., **11-0013**
- Newton, M.D., **02-0216**,
04-0430
- Newton, R.F., **07-0044**, **10-0228**
- Newton, T.A., **15-0098**
- Newton, T.W., **16-1226**
- Ney, J.E., **19-0285**
- Nezu, J., **19-1542**
- Necas, D., **12-0689**
- Ng Lim, L.S., **18-0338**
- Ng, C., **19-0711**, **19-0712**
- Ng, J.S., **12-0571**
- Ng, K.D., **13-0310**
- Ng, K.M., **11-0077**
- Ng, L., **15-0086**
- Ng, L.-Y., **19-0534**
- Ng, S.-S., **15-1970**
- Ng, W.W., **15-0093**
- Ngidi, E.L., **18-0786**
- Ngo, D., **16-1803**
- Ngo, H.L., **19-1029**
- Ngovivatchai, P., **14-0037**
- Nguefack, C., **10-1454**, **19-1050**
- Nguefack, J.-F., **10-1780**
- Nguyen, H.N., **14-0315**
- Nguyen, M.T., **18-0306**,
18-0334, **18-0593**
- Nguyen, N., **18-0475**
- Nguyen, S.B.T., **15-1908**
- Nguyen, S.L., **10-1353**, **10-1546**,
12-0756, **13-0505**,
19-0970, **19-0972**
- Nguyen, T.V., **19-1022**
- Ni, B., **18-0809**
- Ni, J.X., **08-0067**
- Ni, Z., **14-0401**, **19-1580**
- Niat, M., **13-0066**
- Nibbering, N.M.M., **16-0027**
- Nibler, J.W., **15-0488**
- Nicaise, O., **16-0924**
- Nicaise, O.J.-C., **19-1154**
- Nicasio, M.C., **12-0366**,
15-2299, **19-0548**
- Niccolai, G.P., **05-0383**,
19-0042
- Nice, L.E., **15-1084**
- Nicholas, A.M. de P., **05-0264**
- Nicholas, J.B., **05-0095**
- Nicholas, K.M., **12-0225**,
15-0330, **15-0344**, **19-1362**,
19-1676
- Nicholas, R.D., **18-0018**
- Nicholls, B., **03-0091**, **19-0597**
- Nicholls, D., **18-0370**
- Nichols, M.A., **05-0173**,
08-0213, **16-0998**
- Nicholson, G., **04-0175**
- Nicholson, L.W., **15-0671**
- Nicholson, R.L., **10-1640**
- Nickel, W., **04-0517**
- Nickell, E.C., **19-0368**
- Nickisch, K., **15-0616**, **15-1058**
- Nickle, J.H., **19-0249**
- Nicklow, R.A., **16-0886**
- Nickon, A., **03-0175**, **05-0126**,
10-0179, **10-0189**, **14-0227**,
15-0135, **15-2151**, **17-0280**,
18-0031, **18-0088**, **18-0872**,
18-0873, **19-1276**, **19-1519**
- Niclas, H., **10-0408**
- Niclause, M., **19-0701**
- Nicol, A.J., **13-0782**
- Nicolaides, N., **19-0250**
- Nicolaou, K.C., **10-0743**,
10-1630, **15-2067**, **16-0849**,
16-1651, **16-1655**, **17-0297**,
17-0298, **19-0624**
- Nicolas, E.C., **12-0104**
- Nicolet, P., **03-0015**, **10-0430**,
10-0430
- Nicoletti, R., **10-0901**, **10-0916**
- Nicolini, L., **13-0504**
- Nicolopoulou, M., **14-0033**,
14-0328
- Nicoud, J.F., **04-0155**
- Nidy, E.G., **10-0742**
- Nie, J.J., **16-1881**
- Nie, X., **19-1032**
- Niederer, P., **13-0704**, **19-1573**
- Niederhauser, A., **02-0222**
- Niedermann, H., **15-2047**
- Nieger, M., **02-0299**, **15-1877**
- Nieh, M.T., **19-1718**
- Nieh, T., **17-0329**
- Niel, G., **16-0697**
- Niele, F.G.M., **15-1381**
- Nielsen, A., **05-0255**
- Nielsen, A.T., **10-1479**,
11-0132, **16-0972**, **17-0113**,
19-0769, **19-1532**
- Nielsen, J.K., **19-1022**

- Nielsen, J.R., **04-0283**
Nielsen, K.E., **02-0054**
Nielsen, R.B., **15-0708, 15-0812**
Nielsen, S.A., **03-0105**
Nielsen, S.F., **13-0495**
Niemczyk, M., **07-0044**
Niemyer, H.M., **08-0059, 08-0069, 08-0074**
Nienhuis, D.M., **19-0241**
Nier, A.O., **04-0253**
Nierengarten, J.-F., **03-0200, 03-0207**
Nierengarten, S.-F., **03-0206**
Nierlich, M., **03-0139**
Niess, R., **11-0508**
Niestroj, M., **16-0967**
Niethammer, K., **15-2077**
Nieuwenhuizen, W.F., **15-0545**
Nieuwenhuyzen, M., **18-0672**
Nifant'ev, E.Ye., **15-1652**
Nifant'ev, I.E., **13-0377, 13-0391**
Nigam, A., **10-1318, 19-1339**
Niggemann, M., **15-1717**
Nigh, W.G., **12-0116, 14-0301, 14-0319, 14-0371, 19-0698**
Nigmatullin, N.G., **16-1463, 16-1466**
Nii, S., **10-1196**
Niimi, L., **16-0380**
Niimi, T., **15-1961**
Niimi, Y., **15-1436**
Niizuma, S., **16-1277**
Nikalje, M.D., **15-1635, 19-0752**
Nikam, K., **10-1161**
Nikat, S.M., **19-1442**
Nikbaghat, K., **16-0313**
Nikeryasova, S.V., **11-0496**
Nikiforov, G.A., **02-0411, 02-0413**
Nikishin, G.I., **04-0360, 12-0143, 12-0677, 14-0012, 14-0162, 14-0447, 16-0153, 19-0435, 19-0606, 19-1691**
Nikitin, K.V., **13-0601**
Nikitin, V.I., **16-1186**
Nikitin, Yu.E., **16-0398**
Nikitina, T.V., **02-0166**
Nikje, M.M.A., **16-0059**
Niknam, K., **10-0679, 10-1161, 19-0335**
Nikoforov, A., **16-0195**
Nikolaev, V., **05-0369**
Nikolaev, V.A., **16-2030**
Nikolenko, L.N., **16-0440**
Nikolić, S., **02-0106**
Nikonova, L.A., **13-0775**
Nikoofar, K., **16-1739**
Nikrad, P.V., **19-1212**
Nikulicheva, T.I., **11-0584**
Nill, G., **04-0170**
Nilsson, A., **10-0088, 11-0010, 15-0499, 16-0289, 16-0290**
Nilsson, M., **02-0379, 02-0411, 10-1353, 11-0618, 13-0256, 13-0460**
Nilsson, P., **07-0117, 13-0375, 13-0392, 13-0413**
Nilsson, P.A., **15-1244**
Nimitz, J.S., **16-1652, 16-1655**
Nimlos, M.R., **05-0269**
Nimmo, K., **10-0534**
Ninomiya, I., **07-0041, 15-1260, 15-1275, 15-2235, 16-2083**
Ninomiya, S., **10-0350**
Nir, M., **10-0455**
Nir, Z., **12-0227, 18-0824**
Nisar, M., **17-0327**
Nisato, N., **13-0462**
Nishi, M., **10-0992**
Nishi, S., **14-0442**
Nishi, T., **10-0252**
Nishibayashi, Y., **10-0793, 11-0333, 15-0808, 19-1241**
Nishibuchi, T., **10-1503**
Nishida, A., **14-0175, 15-0989, 16-0902**
Nishida, K., **15-1837, 19-0176**
Nishida, M., **15-2369, 15-2428**
Nishida, N., **15-1292**
Nishida, S., **04-0422, 10-1233, 15-2193, 15-2261, 19-1725**
Nishida, T., **15-1831, 18-0396**
Nishida, Y., **07-0058, 12-0117, 19-0518**
Nishide, K., **10-0798, 10-0800, 19-0161**
Nishigaki, Y., **18-0880**
Nishiguchi, I., **11-0542, 12-0501, 15-1336, 15-1337, 15-1921, 16-1364, 19-1678**
Nishiguchi, T., **16-1689, 19-0109**
Nishihama, S., **16-1364**
Nishihara, S., **16-1759**
Nishihara, Y., **10-1781, 10-1782, 12-0287, 13-0398, 13-0449, 13-0519, 14-0323, 15-0585, 15-0589, 15-0957**
Nishii, S., **15-1092**
Nishii, Y., **12-0318**
Nishikata, T., **13-0439, 15-1126, 15-1156**
Nishikawa, S., **07-0079**
Nishikawa, T., **15-0915, 15-0942**
Nishikawa, Y., **13-0019**
Nishiki, Y., **15-0608**
Nishikori, H., **15-1829, 15-1909, 16-0183**
Nishikubo, T., **10-1171**
Nishimae, S., **16-0647**
Nishimata, T., **15-2363**
Nishimori, N., **15-0922, 15-0923**
Nishimoto, K., **10-0273, 17-0026**
Nishimoto, M., **15-0968**
Nishimura, A., **16-0933**
Nishimura, J., **02-0069, 05-0092, 11-0337, 15-2341**
Nishimura, K., **12-0733, 12-0749, 15-1333**
Nishimura, M., **15-1904, 15-1910**
Nishimura, S., **15-0530, 19-1697**
Nishimura, T., **12-0132, 12-0289, 13-0139, 13-0509, 16-2025, 17-0159, 19-0120, 19-0223, 19-0719, 19-1035**
Nishina, H., **16-0329**
Nishinaga, A., **19-0281**
Nishinaga, T., **02-0158**
Nishino, A., **15-0730**
Nishino, F., **15-0227**
Nishino, H., **11-0487, 15-2154**
Nishino, K., **16-0382**
Nishino, M., **16-0620**
Nishino, T., **10-0828, 10-1224, 13-0040**
Nishio, K., **16-0755**
Nishio, M., **15-1561, 16-0765, 18-0352**
Nishio, T., **10-0779**
Nishioka, K., **16-0167**
Nishioka, T., **09-0078**
Nishitani, K., **10-1137, 16-0687**
Nishitani, S., **13-0557, 15-1400**
Nishiuchi, M., **07-0056**
Nishiura, M., **15-0804**
Nishiwaki, N., **15-1939, 16-0920**
Nishiwaki, Y., **12-0210, 12-0211**
Nishiyama, H., **10-0636, 15-0730, 15-0823, 15-2300, 15-2370, 16-0640, 16-0641**
Nishiyama, K., **16-0338, 19-1408, 19-1416**
Nishiyama, T., **10-0612, 10-1230**
Nishiyama, Y., **10-0815, 10-0828, 10-0830, 10-1224, 11-0317, 13-0040, 13-0630, 15-1561**
Nishizawa, H., **10-0581, 16-1860**

- Nishizawa, K., **08-0223**
 Nishizawa, M., **11-0332**,
15-0829, **15-1458**, **15-2371**,
16-1530
 Nishizuka, A., **15-1886**
 Nisimura, T., **13-0667**
 Nitsche, R., **02-0282**, **02-0284**
 Nitta, A., **15-0612**
 Nitta, I., **10-0074**
 Nitta, M., **15-0321**
 Nittala, S.S., **15-2153**
 Nitzschke, M., **16-0204**,
19-1456
 Niu, J., **02-0347**
 Niu, Q.J., **16-1908**
 Niu, Y., **07-0046**
 Nivard, R.J.F., **16-0214**
 Nivsarkar, M., **10-0835**
 Niwa, H., **10-1129**, **15-0608**,
16-0218, **19-0400**
 Niwa, J., **01-0033**
 Niwa, S., **16-0493**, **16-1190**
 Niwa, Y., **16-0871**, **19-1696**
 Niwayama, S., **16-1544**, **18-**
0147, **18-0461**
 Nixdorf, M., **04-0437**
 Nixon, I.G., **02-0078**, **11-0076**
 Niyazymbetov, M.E., **05-0359**
 Nizar, M., **19-0899**
 Niznik, G.E., **16-2135**, **17-0481**,
19-1541
 Njolito, E., **15-0615**
 No, K., **03-0123**
 Noack, K., **15-0459**
 Noack, M., **15-0323**
 Noall, W.I., **15-1557**
 Noble, D.R., **11-0158**, **11-0161**
 Nobre, S.M., **10-1419**, **13-0481**
 Nobrega, J.A., **12-0142**
 Nobutomo, M., **19-1093**
 Nocanda, X.W., **16-0805**
 Noda, K., **15-1827**, **15-1909**
 Noda, T., **16-1026**
 Nodari, N., **04-0441**
 Node, M., **10-0798**, **10-0800**,
19-0161, **19-0176**
 Nodiff, E.H., **13-0773**
 Noe, E.A., **04-0391**, **04-0393**,
04-0423
 Noe, M.C., **15-1665**, **15-1696**
 Noels, A.F., **10-0638**, **15-1643**,
15-1959
 Nogami, G., **11-0285**
 Nogami, H., **16-1439**
 Nogami, T., **15-2194**
 Nogi, T., **11-0503**, **11-0504**
 Nográdi, M., **04-0001**, **04-0136**,
04-0146, **10-1638**, **10-1686**,
15-0597, **16-0489**, **16-1013**,
19-1014, **19-1057**
 Noguchi, H., **18-0147**
 Noguchi, S., **16-0651**
 Noguchi, Y., **13-0407**, **16-1653**,
19-0901
 Nogue, D., **15-2119**
 Nogueira, C.W., **15-0944**,
15-1325
 Noh, K., **15-0820**
 Noheda, P., **15-1361**
 Nohira, H., **18-0143**
 Noirot, M.D., **12-0742**
 Noji, S., **19-0516**, **19-0569**
 Nojima, M., **10-0220**, **10-1079**,
10-1086, **10-1178**, **10-1313**,
10-1833, **15-0168**, **15-1545**,
15-1623, **15-1941**, **16-0450**,
16-1880, **16-1883**, **16-2092**,
18-0754, **19-0371**, **19-1339**
 Nokami, J., **15-2337**, **16-0633**,
16-1004
 Nokami, T., **10-1278**, **13-0448**
 Nokkeo, S., **16-2007**
 Nolan, G.S., **08-0234**
 Nolan, S.P., **13-0177**, **13-0192**,
13-0300, **13-0341**, **13-0401**,
13-0480, **13-0503**, **13-0509**,
15-0803, **16-1682**, **16-1695**
 Nolen, R.L., **10-1733**, **10-1741**
 Noll, K., **15-0369**, **18-0472**
 Noller, H., **17-0176**
 Noller, H., **17-0314**
 Nolley Jr., J.P., **13-0388**,
13-0417
 Nolte, R.J.M., **16-1776**
 Noltes, J.G., **03-0083**, **12-0556**,
18-0329
 Nome, F., **12-0672**, **16-1863**
 Nomoto, M., **19-1371**
 Nomoto, T., **02-0301**
 Nomura, H., **10-0273**, **19-0119**,
19-0245
 Nomura, I., **16-0069**
 Nomura, K., **19-0066**
 Nomura, M., **15-2372**, **10-1852**,
10-1854, **13-0338**, **13-0362**,
13-0452, **13-0453**, **15-1360**,
19-1371
 Nomura, N., **10-1446**, **10-1490**,
15-0762, **15-0798**
 Nomura, R., **12-0755**, **16-1727**,
19-1670
 Nonhebel, D.C., **05-0202**,
14-0001, **14-0031**, **14-0066**,
15-0050, **15-0052**, **18-0054**
 Nonogawa, M., **13-0663**
 Nonoyama, N., **11-0126**,
11-0301
 Noorani, V.R., **19-0965**
 Noordik, J.H., **02-0254**
 Noori, G.F.M., **11-0528**
 Norberto, F., **12-0709**
 Norcross, R.D., **15-2064**,
16-1018
 Nordahl, Å., **15-2039**
 Nordeen, C., **16-1728**
 Nordlander, J.E., **10-0159**,
10-0177, **10-0279**, **10-0995**,
15-0022, **15-0063**, **18-0018**
 Nordmann, G., **13-0118**
 Noreen, A.L., **10-0066**
 Norikate, Y., **10-1260**
 Norin, T., **10-1377**
 Norinder, U., **02-0307**, **02-0326**
 Norisue, Y., **10-0796**
 Norman, N.C., **01-0009**
 Norman, O.L., **13-0779**
 Norman, R.O.C., **05-0208**,
06-0050, **10-1320**, **13-0462**,
14-0153, **14-0204**, **15-2050**,
19-0724
 Norman, S.J., **16-1511**
 Normant, H., **10-0409**, **10-1656**,
12-0590, **12-0620**, **12-0693**,
15-0467, **17-0448**, **19-0478**,
19-0836
 Normant, J., **10-1297**, **19-1692**
 Normant, J.F., **06-0016**,
10-0625, **10-1245**, **10-1335**,
10-1339, **10-1520**, **10-1525**,
10-1529, **10-1530**, **10-1531**,
10-1543, **10-1766**, **12-0499**,
15-0874, **15-0888**, **15-0947**,
15-0949, **15-0952**, **15-0954**,
15-0955, **15-0959**, **15-1062**,
15-1092, **15-1144**, **16-0389**,
16-0500, **18-0231**
 Normark, J.R., **12-0116**
 Normat, J.-F., **13-0584**
 Norouzi, H., **10-0821**
 Norrby, P.-O., **15-1656**,
15-1696, **16-0685**
 Norris, A.R., **13-0003**
 Norris, D.J., **16-1087**
 Norris, R.K., **05-0313**, **13-0052**
 Norris, W.P., **19-0769**
 Norsikian, S., **15-0874**, **15-0888**
 Norsikian, S.L.M., **10-1210**
 Nortey, S.O., **16-1325**
 North, M., **12-0337**, **16-1426**,
16-1436, **16-1438**, **16-1444**
 Northrop, J.H., **18-0121**
 Northrup, A.B., **16-1036**
 Norton, H.M., **16-1555**
 Norton, J.E., **15-2057**
 Norton, J.R., **03-0083**, **10-1251**,
10-1332, **10-1841**, **13-0394**,
14-0443, **15-0406**, **15-1477**,
15-1479, **15-2292**, **15-2403**,
18-0835, **19-1157**
 Norton, K.J., **04-0313**

- Norton, S.H., **05-0013**
 Nose, K., **16-0871**
 Nose, M., **11-0140**
 Nosek, J., **10-1220**
 Noson, K., **19-1045**
 Notario, R., **05-0084**
 Nöth, H., **15-0697**
 Noto, R., **15-0224, 15-0439, 15-0439**
 Notz, W., **16-0415, 16-0917, 16-1035, 16-1036**
 Notzumoto, S., **18-0730**
 Nour, A.R.O.A., **12-0060**
 Noureldin, N.A., **19-0099, 19-0671, 19-0851**
 Nourse, J.G., **04-0129**
 Novak, I., **01-0019**
 Novak, I., **05-0252**
 Novak, M., **05-0409**
 Novák, T., **15-1001**
 Novák, Z., **13-0537**
 Novi, M., **08-0168, 17-0056**
 Novikov, S.S., **05-0327, 10-1722, 12-0699, 15-1617, 15-1987, 16-2047, 19-1185, 19-1284**
 Novogrocki, G., **16-0687**
 Novoselov, E.F., **18-0325**
 Nowak, K., **13-0677**
 Nowak, P., **12-0423, 16-1029**
 Nowicka-Scheibe, J., **03-0013**
 Nowlan, V.J., **15-0027**
 Nowotny, H., **04-0173, 04-0175**
 Nowrouzi, N., **10-1807**
 Noyce, D.S., **04-0323, 12-0649, 15-0025, 15-0196, 15-0219, 16-1573, 17-0415**
 Noyd, D.A., **10-0089**
 Noyori, R., **04-0149, 04-0193, 10-1221, 10-1645, 12-0265, 12-0297, 15-0596, 15-0598, 15-0607, 15-1979, 15-2198, 15-2432, 16-0161, 16-0489, 16-1013, 16-1041, 16-1125, 16-1653, 17-0208, 18-0150, 18-0368, 19-0706, 19-0816, 19-1026, 19-1027, 19-1028, 19-1048, 19-1053, 19-1322**
 Nozaki, H., **05-0351, 10-0811, 10-1221, 10-1257, 10-1263, 10-1341, 10-1438, 10-1709, 13-0667, 15-1118, 15-1184, 16-0148, 16-0500, 16-0508, 16-0565, 16-1066, 16-1100, 16-1235, 16-1681, 17-0343, 17-0410, 18-0737, 19-0131, 19-0133**
 Nozaki, K., **10-1522, 11-0498, 11-0511, 15-0611, 15-1480, 15-1492, 16-0996, 19-1038, 19-1415**
 Nozawa, A., **16-1759**
 Nozawa, K., **16-1840, 19-1021**
 Nozawa, S., **12-0490, 15-1189**
 Nozawa, Y., **02-0304, 02-0306**
 Nozirli, M., **15-0288**
 Nozoe, T., **02-0162**
 Nsanzumuhire, C., **05-0214**
 Nsenda, T., **11-0512**
 Nshimyumkiza, P., **15-2146**
 Nubbemeyer, U., **18-0626**
 Nucciarelli, L., **19-0732**
 Nüchter, M., **07-0116**
 Nudelman, N.S., **12-0532, 13-0016, 13-0618, 15-0873, 16-0843**
 Nuding, G., **14-0415**
 Nugent, B.M., **15-1278, 16-0919**
 Nugent, S.T., **10-1337**
 Nugent, W.A., **12-0042, 15-0577, 15-0816, 15-0820, 16-0687, 19-0308**
 Nugiel, D.A., **02-0396, 02-0397, 04-0506**
 Nuhrich, A., **10-0952**
 Nukada, T., **04-272**
 Numata, T., **19-1602, 19-1778, 19-1783, 19-1785, 19-1788**
 Nunami, K., **04-0195**
 Nunes, J.J., **15-2032**
 Nuñez, M.T., **19-0408**
 Nuñez, O., **16-0030**
 Núñez, A., **11-0356**
 Nunn, M.I.T., **13-0261**
 Nunn, M.J., **10-1038**
 Nurgatin, V.V., **13-0067**
 Nuridzhanyan, K.A., **10-1034**
 Nurmii, T.T., **12-0627, 15-0877**
 Nurok, D., **04-0169**
 Nury, P., **10-1565**
 Nuss, J.M., **15-2440**
 Nussim, M., **06-0075, 16-2085**
 Nutaitis, C.F., **15-0499, 16-0356, 16-0374, 19-0926, 19-0935, 19-1351, 19-1351, 19-1444**
 Nuteberg, D., **07-0118**
 Nuzzo, R.G., **12-0607**
 Nwaukwa, S., **18-0343**
 Nwaukwa, S.O., **11-0243, 19-0674**
 Nyangulu, J.M., **15-1602**
 Nyberg, A.I., **16-1036**
 Nyberg, K., **14-0270**
 Nyburg, S.C., **01-0011, 15-0093**
 Nyce, J.L., **17-0014**
 Nye, M.J., **15-2105, 18-0204**
 Nyman, C.J., **14-0444**
 Nyns, C., **17-0358**
 Nystrom, R.F., **15-0561**
 O'Brien, C., **11-0113**
 O'Brien, D.F., **05-0102**
 O'Brien, D.H., **05-0130, 08-0008, 10-0374, 10-0521**
 O'Brien, E.M., **16-1986**
 O'Brien, J.L., **19-0350, 19-0351**
 O'Brien, M.J., **10-1590**
 O'Brien, P., **08-0208, 10-1211, 17-0218**
 O'Brien, S.C., **02-0355**
 O'Connell, E., **18-0397**
 O'Connor, B., **13-0378, 19-0708**
 O'Connor, C., **16-1588, 16-1596**
 O'Connor, C.J., **15-1581, 16-1600**
 O'Connor, G.L., **17-0123**
 O'Connor, K.J., **15-1909**
 O'Connor, S., **11-0068, 13-0653**
 O'Donnell, M.J., **13-0581, 15-2183, 15-2184**
 O'Donoghue, A.C., **12-0101**
 O'Donoghue, D.A., **18-0307**
 O'Dowd, M.L., **12-0398**
 O'Hagan, D., **03-0011**
 O'Hara, R.K., **02-0184**
 O'Leary, B., **02-0008**
 O'Leary, D.J., **04-0335**
 O'Leary, M.H., **16-0018**
 O'Loane, J.K., **04-0003**
 O'Mahony, C.P., **15-1835**
 O'Mahony, D.J.R., **18-0814**
 O'Meara, J.A., **10-0706**
 O'Murchu, C., **19-0358**
 O'Neal, H.E., **12-0638, 17-0122**
 O'Neal, H.R., **15-2185, 15-2216**
 O'Neil, I.A., **15-1316, 17-0482**
 O'Neill, J., **02-0235**
 O'Neill, P., **02-0397, 05-0238, 10-0492**
 O'Neill, T.H., **14-0147**
 O'Shaughnessy, P., **15-1905**
 O'Shaughnessy, P.N., **15-0332**
 O'Shea, D.F., **10-1514, 13-0446**
 O'Shea, J.H., **19-0830**
 O'Shea, K.E., **15-2158**
 O'Shea, P.D., **13-0742**
 O'Sullivan, B., **11-0158, 11-0161**
 O'Sullivan, M., **18-0743, 18-0744**
 O'Sullivan, M.B., **18-0742**
 Oae, S., **05-0119, 10-0365, 10-0372, 10-0464, 10-0771, 10-1098, 12-0639, 12-0718, 13-0082, 13-0101, 13-0113,**

- 14-0355, 14-0438, 15-1892,
 16-0002, 16-2142, 16-2149,
 17-0065, 17-0135, 18-0261,
 18-0882, 18-0884, 19-0795,
 19-0834, 19-0852, 19-0871,
 19-1597, 19-1598,
 19-1602, 19-1604, 19-1618,
 19-1620, 19-1778, 19-1783,
 19-1784, 19-1785, 19-1788,
 19-1791
 Oakes, R.S., 09-0107, 13-0407,
 15-2036
 Oakley, J.E., 10-0379
 Oare, D.A., 15-1010, 15-1013,
 15-1031, 15-1032
 Oba, M., 16-0338, 19-1408,
 19-1416
 Obara, S., 15-2065
 Obara, Y., 10-1825
 Obayashi, R., 15-1855
 Obenius, U., 19-1064, 19-1065
 Ober, M.H., 13-0634
 Oberender, H., 19-0056
 Oberhammer, H., 04-0293,
 04-0371
 Oberhauser, T., 11-0232
 Oberli, M.A., 18-0578, 19-0556
 Oberlinner, A., 05-0279,
 14-0006
 Obeshchalova, N.V., 15-0790
 Obi, U., 07-0079
 Obika, S., 15-0922, 15-0923
 Obratsov, P.A., 15-0183,
 17-0174
 Obrecht, R., 17-0480
 Obushak, N.D., 13-0731
 Oçafraïn, M., 10-1818
 Ócal, N., 16-0066
 Ocampo, R., 16-0809
 Occhiato, E.G., 10-1414,
 12-0283, 16-0687, 19-1022
 Ocolowitz, J.L., 05-0126
 Ochal, Z., 10-0892
 Ochi, M., 19-1392
 Ochiai, H., 10-1823, 16-1903
 Ochiai, K., 15-1576
 Ochiai, M., 04-0334, 10-0800,
 10-0846, 12-0473, 15-1850
 Ochiai, O., 15-1590
 Ochiai, Y., 19-0142
 Ochtanski, J., 04-0321
 Oda, A., 15-0872
 Oda, J., 18-0733
 Oda, K., 15-1837
 Oda, M., 02-0203, 10-1227,
 12-0658, 13-0462, 15-0849,
 15-2322, 18-0469, 18-0470
 Oda, N., 15-1238
 Oda, R., 11-0518
 Oda, T., 15-0748, 19-0516
 Oda, Y., 19-0570
 Odaira, M., 11-0493
 Odaira, Y., 02-0062, 02-0064,
 11-0505
 Odashima, K., 11-0423,
 15-0604, 15-0822, 15-2367,
 15-2374
 Ode, R.H., 19-0661
 Odedra, A., 15-1783
 Odell, K.J., 12-0279
 Odenkirk, W., 16-1473
 Oderaotoshi, Y., 15-0390,
 15-1400, 15-1904
 Odinokov, V.N., 19-0345
 Odioso, R.C., 18-0744
 Odom, A.L., 15-0352, 15-0360
 Oeckler, O., 02-0340
 Oediger, H., 17-0303, 17-0304,
 17-0305
 Oehl, R., 11-0469
 Oehme, G., 15-2422
 Oelderik, J.M., 18-0027
 Oepen, G., 04-0271
 Oertsch, K., 15-0707, 16-1652
 Oesch, U., 04-0163
 Oeser, T., 04-0427
 Oestreich, M., 13-0378,
 15-1323
 Oestreich, T.M., 13-0677
 Offerhaus, R., 05-0290
 Offermann, K., 17-0479
 Offermanns, H., 19-1792
 Ofial, A.R., 10-0009, 10-0355,
 10-1673, 15-0002
 Ofori-Okai, G., 12-0402
 Ofstead, E.A., 18-0756,
 18-0760, 18-0824, 18-0836
 Ogasawara, K., 15-1826,
 16-0251, 19-0169, 19-1382,
 19-1391, 19-1489, 19-1621
 Ogasawara, M., 15-0740,
 15-0932, 15-1121, 15-1130,
 15-1190, 15-1871, 16-1049
 Ogata, I., 12-0614
 Ogata, Y., 11-0306, 11-0406,
 11-0485, 11-0540, 11-0551,
 11-0591, 11-0622, 12-0169,
 12-0170, 12-0203, 12-0714,
 15-1685, 15-1733, 15-1786,
 16-1445, 18-0375, 19-0010,
 19-0322, 19-0780, 19-1746,
 19-1767
 Ogawa, A., 03-0182, 10-1826,
 10-1829, 13-0615, 15-0309,
 15-0312, 15-1402, 15-1855,
 19-1003, 19-1302, 19-1591,
 19-1650, 19-1653, 19-1695
 Ogawa, C., 15-1326, 16-0914,
 16-0915
 Ogawa, D., 16-0458
 Ogawa, H., 02-0274, 02-0295,
 02-0326, 10-0627, 10-0636,
 10-0902, 12-0015, 12-0547,
 15-0265
 Ogawa, K., 04-0455, 13-0195,
 19-0255
 Ogawa, M., 11-0013, 14-0402,
 15-1792, 19-0139, 19-1581
 Ogawa, R., 15-2384
 Ogawa, S., 10-0464, 13-0082
 Ogawa, T., 07-0058, 10-0790,
 10-1040, 13-0256
 Ogg Jr., R.A., 04-0411
 Ogi, K., 18-0224
 Ogibin, Y.N., 12-0143
 Ogibin, Yu.N., 19-0435
 Ogina, Y., 15-1691
 Ogino, H., 03-0194
 Ogino, T., 15-1676, 15-1679
 Ogino, Y., 15-1691
 Ogiyama, H., 10-1206
 Ogle, C.A., 05-0099, 05-0151
 Ogljaruso, M.A., 02-0165,
 16-1648, 16-1715, 17-0423,
 18-0555
 Ogo, T., 11-0463
 Ogoshi, H., 02-0203
 Ogoshi, S., 11-0323, 15-0802
 Ogston, A.G., 04-0253
 Oguchi, T., 15-1792
 Oguchi, W., 16-1104
 Oguni, N., 04-0193, 10-1539,
 10-1797, 16-0694
 Ogura, H., 04-0390, 16-0436
 Ogura, K., 03-0193, 10-1697,
 10-1698, 12-0182, 12-0695,
 14-0071, 15-0056, 16-1912,
 19-1606
 Oguro, D., 16-0828
 Oguro, K., 12-0534, 16-1922
 Oh, B.K., 10-1549
 Oh, C.H., 13-0480, 13-0569,
 15-0835, 15-0837, 15-0933,
 15-0934
 Oh, C.R., 10-0940
 Oh, D.Y., 16-0236
 Oh, J.-H., 16-1814
 Oh, K.S., 13-0506
 Oh, L.M., 16-0186
 Oh, T., 15-2042, 15-2119
 Oh, Y.J., 10-0313
 Oh, Y.S., 10-0694
 Ohanessian, G., 02-0006,
 02-0041
 Ohannesian, L., 11-0263,
 11-0458, 12-0156, 19-1450
 Ohara, M., 04-0174
 Ohara, S., 16-1671, 16-1801
 Ohashi, A., 15-0610
 Ohashi, H., 10-0815

- Ohashi, Y., **10-1630, 11-0507, 15-1420**
 Ohba, M., **14-0071**
 Ohe, K., **13-0328, 15-0227, 15-1159, 17-0159, 19-0120, 19-0719, 19-1745**
 Ohe, T., **13-0328, 15-1159**
 Óhegyi, G., **09-0013**
 Ohfune, Y., **16-0874**
 Ohga, T., **16-0687, 19-1032**
 Ohga, Y., **10-0299**
 Ohhara, H., **17-0343**
 Ohigashi, N., **15-1061**
 Ohira, M., **10-1328**
 Ohira, R., **15-0319**
 Ohira, S., **05-0351**
 Ohishi, H., **15-1115**
 Ohishi, H., **15-1115**
 Ohishi, M., **16-1497**
 Ohishi, T., **13-0314**
 Ohkata, K., **10-0152, 16-1228, 19-1301**
 Ohkatsu, J., **14-0006**
 Ohkawa, K., **10-0513**
 Ohki, H., **16-0645**
 Ohkoshi, N., **15-0766**
 Ohkubo, H., **19-0827**
 Ohkubo, K., **13-0415**
 Ohkuma, T., **04-0193, 19-1027, 19-1028**
 Ohlberg, D.A.A., **17-0052**
 Ohlmeyer, M.J., **15-0656, 15-0697, 15-0700**
 Ohloff, G., **14-0228, 14-0235, 15-2156, 17-0418, 18-0551, 19-0314**
 Ohlsson, L., **12-0063**
 Ohme, R., **04-0039**
 Ohmori, H., **15-1236, 16-1923, 19-1089, 19-1354**
 Ohmori, K., **19-1274**
 Ohmura, T., **10-1469**
 Ohnari, H., **19-1301**
 Ohnesorge, M., **15-2426**
 Ohno, A., **04-0196, 11-0189, 13-0279, 15-0625, 15-2363, 16-0002, 19-1021, 19-1022, 19-1337**
 Ohno, H., **10-0765, 10-1801, 15-0394, 15-0779, 16-1332**
 Ohno, K., **10-0636, 14-0443, 14-0444, 14-0450, 14-0456, 17-0327, 19-1051**
 Ohno, M., **10-1322, 16-0686, 16-1521, 18-0147**
 Ohno, T., **15-1336, 15-1337**
 Ohno, Y., **16-1282**
 Ohsaku, M., **07-0022**
 Ohsawa, A., **16-0364, 19-1518**
 Ohsawa, K., **13-0273**
 Ohsawa, T., **12-0694, 19-0279, 19-1332, 19-1542**
 Ohshima, M., **16-0495, 19-0056**
 Ohshima, T., **15-1023, 15-1741, 15-1796, 16-1044, 16-1044**
 Ohshima, Y., **19-0591**
 Ohshiro, Y., **10-1214, 14-0191, 15-1464, 15-1477, 19-0591, 19-1304**
 Ohshita, J., **10-1126, 10-1443, 14-0284**
 Ohsugi, S.-i., **19-0161, 19-0176**
 Ohta, A., **13-0128, 16-0818**
 Ohta, C., **15-1829, 19-0823**
 Ohta, H., **10-1509, 14-0105, 14-0281, 19-1022**
 Ohta, K., **04-0174**
 Ohta, M., **02-0341, 02-0421, 14-0102, 15-0238, 15-1567, 17-0407**
 Ohta, S., **16-2015, 19-1670**
 Ohta, T., **10-0886, 10-1453, 11-0190, 15-0598, 15-0611, 15-1492, 19-1027, 19-1093**
 Ohtaka, S., **19-1651**
 Ohtake, H., **19-0458**
 Ohtake, Y., **12-0368**
 Ohtani, S., **15-1254**
 Ohto, M., **19-0065**
 Ohtsu, M., **15-1892**
 Ohtsuka, Y., **15-0569, 17-0158, 19-0923**
 Ohtsuki, N., **15-2130**
 Ohwada, A., **11-0196**
 Ohwada, T., **04-0489, 11-0477, 15-0739**
 Ohya, S., **10-1826, 19-1302, 19-1591**
 Ohya-Nishiguchi, H., **05-0208**
 Ohyabu, Y., **11-0412, 11-0413**
 Ohyama, H., **16-1004**
 Ohyama, T., **11-0091**
 Ôi, S., **04-0175, 15-1158, 15-1179, 15-1179, 16-0892**
 Oiarbide, M., **13-0131, 15-1310**
 Oida, T., **17-0343**
 Okawa, T., **15-1146**
 Oisaki, K., **16-0698**
 Oishi, A., **16-2116**
 Oishi, M., **17-0277**
 Oishi, T., **12-0694, 15-1697, 15-1700, 16-1332, 17-0158, 19-1057, 19-1332, 19-1542**
 Oishi, Y., **10-0602**
 Ojanperä, I., **10-0810**
 Ojha, N.D., **04-0423**
 Ojima, I., **04-0146, 15-0428, 15-0597, 15-0705, 15-0820, 15-1138, 15-1378, 15-1491, 15-1782, 15-2391, 16-1033, 19-0847, 19-0929**
 Ojima, J., **02-0296, 02-0303, 02-0304, 02-0306, 02-0322, 02-0328**
 Oka, K., **16-1667**
 Oka, M., **06-0040, 14-0008, 18-0182**
 Oka, M.-a., **15-0802**
 Oka, S., **11-0189, 13-0279**
 Okabe, H., **07-0043**
 Okabe, N., **10-1849**
 Okabe, T., **15-0993**
 Okachi, T., **15-0982, 16-0737**
 Okada, A., **10-1460**
 Okada, H., **14-0200**
 Okada, I., **10-0906**
 Okada, K., **03-0163, 11-0390, 12-0658, 14-0244, 15-0863**
 Okada, M., **10-0828, 10-1224, 14-0442, 16-1013, 16-1127**
 Okada, S., **10-0375, 11-0267, 16-1060, 16-1272, 16-2156, 19-1677**
 Okahara, M., **03-0146**
 Okai, K., **05-0351**
 Okajima, M., **10-1718**
 Okajima, S., **15-0225**
 Okajima, T., **16-2025**
 Okamoto, H., **10-1871, 15-0337**
 Okamoto, J., **16-1923**
 Okamoto, K., **02-0160, 02-0199, 05-0117, 05-0201, 10-0033, 10-0060, 10-0072, 10-0073, 10-0074, 10-0084, 10-0301, 10-0309, 13-0487, 15-0420, 15-2322, 18-0469, 18-0470**
 Okamoto, K., **18-0643**
 Okamoto, M., **16-2015**
 Okamoto, S., **15-0768**
 Okamoto, T., **11-0190, 11-0244, 11-0292, 12-0120, 12-0132, 12-0144, 13-0279, 13-0776, 16-1415, 16-1826, 16-1830, 19-1089**
 Okamoto, Y., **02-0070, 03-0201, 04-0087, 04-0173, 04-0175, 04-0177, 09-0020, 10-1134, 18-0904, 19-1367, 19-1679**
 Okamura, M.Y., **15-2218**
 Okamura, W.H., **02-0296**
 Okano, K., **13-0202, 18-0249, 18-0585, 19-1042**
 Okano, M., **04-0459, 11-0134, 11-0406, 13-0661, 15-1536, 15-1603, 15-1711, 15-1714, 15-1716, 17-0343, 19-0471**
 Okano, N., **16-1109**

- Okano, T., **10-1849, 11-0052, 15-0611, 19-0967**
 Okano, V., **16-1445**
 Okarma, P.J., **04-0519**
 Okazachi, T., **11-0436**
 Okawa, M., **15-0608**
 Okawara, M., **19-0450, 19-0732, 19-1398**
 Okedra, H., **15-1118, 15-1536**
 Okazaki, M., **02-0326, 18-0686**
 Okazaki, N., **11-0569**
 Okazaki, R., **16-0209, 16-0218**
 Okazaki, T., **04-0455, 05-0084, 10-0125, 11-0022**
 Okazoe, T., **16-0500, 16-1365, 16-1365**
 Okeda, T., **13-0439**
 Okello, M., **09-0114, 13-0416**
 Okeyo, S., **11-0257**
 Okhlobystin, O.Yu., **05-0313, 11-0101, 12-0616, 16-1607**
 Okimoto, M., **12-0173, 16-1459**
 Okino, T., **10-1452, 15-1004**
 Okovytyy, S., **17-0206**
 Okraglik, R., **18-0688**
 Oku, A., **12-0386, 15-0885, 16-1116**
 Oku, K.-i., **10-0676**
 Oku, M., **02-0255, 12-0068, 15-1791**
 Okubo, H., **13-0538**
 Okubo, K., **12-0658, 13-0415**
 Okubo, Y., **13-0237**
 Okuda, F., **10-0900, 13-0281**
 Okuda, K., **13-0782**
 Okuda, S., **15-2389**
 Okuda, T., **15-2116, 19-0607**
 Okuhara, K., **16-0540**
 Okukado, N., **10-1378, 13-0619**
 Okulova, V.F., **04-0144**
 Okuma, K., **14-0281**
 Okumoto, H., **14-0359, 16-0161, 16-1759, 16-2118, 17-0161**
 Okumura, A., **11-0569**
 Okuno, H., **18-0228**
 Okura, I., **15-0794**
 Okuro, K., **10-1854, 15-1460, 15-1466**
 Okusako, Y., **10-0154**
 Okuyama, K., **19-0161, 19-1670**
 Okuyama, S., **12-0753**
 Okuyama, T., **05-0065, 10-0571, 10-0575, 12-0484, 15-0107, 15-1600**
 Okuyama, Y., **10-1454**
 Okwuwie, R., **16-2143**
 Olagbemiro, T.O., **16-1591**
 Olah, G.A., **02-0156, 02-0172, 02-0206, 02-0350, 03-0083, 04-0437, 05-0002, 05-0005, 05-0007, 05-0013, 05-0014, 05-0015, 05-0016, 05-0017, 05-0018, 05-0021, 05-0022, 05-0023, 05-0024, 05-0030, 05-0031, 05-0032, 05-0034, 05-0036, 05-0037, 05-0039, 05-0040, 05-0041, 05-0047, 05-0049, 05-0052, 05-0054, 05-0056, 05-0058, 05-0060, 05-0061, 05-0063, 05-0068, 05-0075, 05-0076, 05-0077, 05-0079, 05-0083, 05-0085, 05-0087, 05-0090, 05-0091, 05-0092, 05-0093, 08-0008, 08-0015, 10-0011, 10-0041, 10-0044, 10-0115, 10-0116, 10-0117, 10-0119, 10-0129, 10-0131, 10-0139, 10-0153, 10-0165, 10-0166, 10-0167, 10-0168, 10-0172, 10-0173, 10-0181, 10-0182, 10-0187, 10-0188, 10-0191, 10-0192, 10-0197, 10-0200, 10-0205, 10-0374, 10-0380, 10-0383, 10-0391, 10-0393, 10-0394, 10-0521, 10-0528, 10-0596, 10-0649, 10-1079, 10-1080, 10-1086, 10-1089, 10-1130, 10-1132, 10-1134, 10-1147, 10-1176, 10-1178, 10-1179, 10-1180, 10-1227, 11-0003, 11-0004, 11-0013, 11-0014, 11-0015, 11-0025, 11-0026, 11-0027, 11-0029, 11-0048, 11-0063, 11-0069, 11-0091, 11-0093, 11-0099, 11-0119, 11-0133, 11-0138, 11-0149, 11-0157, 11-0177, 11-0179, 11-0198, 11-0212, 11-0214, 11-0223, 11-0224, 11-0236, 11-0263, 11-0316, 11-0319, 11-0320, 11-0337, 11-0338, 11-0346, 11-0347, 11-0352, 11-0359, 11-0361, 11-0384, 11-0406, 11-0408, 11-0416, 11-0416, 11-0420, 11-0441, 11-0446, 11-0455, 11-0458, 11-0458, 11-0460, 11-0487, 11-0490, 11-0494, 11-0523, 11-0527, 11-0529, 11-0535, 11-0546, 11-0597, 11-0604, 11-0606, 11-0636, 12-0048, 12-0050, 12-0156, 12-0203, 12-0209, 12-0302, 12-0341, 12-0342, 13-0028, 13-0096, 13-0265, 14-0169, 14-0367, 15-0008, 15-0035, 15-0072, 15-0106, 15-0168, 15-0207, 15-0253, 15-0713, 15-1545, 15-1623, 15-1628, 15-1636, 15-1648, 16-0111, 16-0116, 16-0164, 16-0185, 16-0321, 16-0450, 16-0455, 16-1294, 16-1523, 16-1880, 16-1883, 16-1884, 16-1885, 16-1950, 16-2004, 16-2043, 16-2053, 17-0169, 17-0451, 18-0007, 18-0007, 18-0009, 18-0045, 18-0048, 18-0073, 18-0104, 18-0105, 18-0108, 18-0113, 18-0117, 18-0325, 18-0378, 18-0748, 19-0008, 19-0068, 19-0643, 19-0691, 19-0773, 19-0980, 19-1443, 19-1447, 19-1450, 19-1598, 19-1605, 19-1731, 19-1753**
 Olah, G.S., **16-1940**
 Olah, J.A., **05-0013, 05-0022, 05-0030, 10-0374, 10-1086, 10-1178, 11-0069, 11-0091, 11-0494, 11-0636, 12-0341, 15-0168, 15-1545, 16-1883, 18-0007**
 Oldenzel, O.H., **16-1199, 16-1200, 19-0405**
 Olefirowicz, E., **04-0241**
 Olejnik, Z., **03-0013**
 Olekhovich, L.P., **02-0378, 18-0893**
 Olesker, A., **04-0206**
 Oliva, A., **15-2291, 16-1032**
 Oliveira, G.R., **16-0652, 16-0871**
 Olivella, S., **15-2090, 15-2364**
 Oliver A.G., **15-2065**
 Oliver, J.E., **16-0527**
 Oliver, J.P., **05-0145**
 Oliver, P.A., **15-1733**
 Oliver, S.S., **10-0147**
 Oliver, T.F., **14-0261**
 Oliver, W.H., **15-0083**
 Olivero, A., **15-2439**
 Olivero, S., **15-1236, 19-1384**
 Olivi, N., **13-0559**
 Olivier-Bourbigou, H., **08-0113**
 Olivieri, A.C., **02-0404**
 Olivo, H.F., **15-1724**
 Olivucci, M., **15-2105, 18-0847**
 Öller, M., **17-0256**
 Oller-López, J.L., **16-0646**
 Ollevier, T., **10-0925, 16-0378, 16-0918**
 Ollis, W.D., **02-0341, 18-0386, 18-0389, 18-0727, 18-0729**
 Ollivier, C., **10-0503, 15-0664, 15-1195, 15-1235, 15-1263, 15-1264**
 Ollivier, J., **19-1400, 12-0426**

- Olmstead, H.D., **10-1649, 10-1652, 12-0328, 12-0420, 16-0999**
- Olmstead, M.M., **02-0364, 05-0112, 13-0579**
- Olmstead, W.N., **08-0051, 10-0336, 10-0354**
- Olofson, R.A., **10-1085, 10-1187, 11-0516, 16-1303**
- Olofsson, B., **10-0922**
- Olofsson, K., **07-0117, 12-0263, 12-0264, 13-0385**
- Olomucki, M., **10-0991**
- Olsen, A.R.J., **10-0003**
- Olsen, F.P., **08-0127**
- Olsen, J.-C., **15-2119**
- Olsen, R.K., **10-1693, 16-0233, 18-0395**
- Olsen, R.S., **16-1249**
- Olson, A.H., **18-0110**
- Olson, J.M., **15-0135**
- Olson, L.P., **18-0589, 18-0591**
- Olson, R.J., **11-0235**
- Olsson, K., **10-1703**
- Olsson, L., **10-1529, 19-1321**
- Olsson, L.F., **15-0328**
- Olsson, R., **15-2085**
- Olsson, T., **13-0204**
- Olsson, T., **15-1170**
- Olzowy, H.A., **04-0340, 12-0014**
- Oltay, E., **15-1495**
- Oltra, J.E., **15-1233, 16-0646**
- Ölund, J., **19-1332**
- Ölwegård, M., **17-0050, 17-0147**
- Omae, I., **03-0083**
- Omar-Amrani, R., **13-0200**
- Omata, T., **04-0163**
- Omata, Y., **15-1324**
- Om-karam, N., **04-0142**
- Omori, H., **16-0606**
- Omoto, K., **15-1206, 15-2049**
- Omoto, M., **19-1338**
- Omura, H., **12-0529, 13-0619**
- Omura, K., **19-0161, 19-0165**
- Ona, H., **02-0220**
- Onagi, H., **03-0186**
- Onaka, M., **11-0226, 15-0982, 16-0737**
- Onami, T., **12-0224, 13-0151, 17-0293**
- Onan, K.D., **15-1464**
- Ondruschka, B., **07-0116**
- Ong, B.S., **15-1803**
- Ong, H.H., **11-0401**
- Oniciu, D.C., **02-0092, 02-0097**
- Onishi, H., **15-0748**
- Onishi, T., **19-0653**
- Onishi, Y., **10-1093, 16-0458, 19-1359**
- Onitschenko, A., **10-1563**
- Onitsuka, K., **10-1469, 15-1399, 15-1407, 15-1461, 15-1469, 15-1470**
- Onitsuka, S., **15-2154**
- Ono, A., **19-1212, 19-1445**
- Ono, H., **15-0993**
- Ono, M., **11-0216**
- Ono, N., **10-0785, 10-1479, 10-1484, 15-2045, 17-0069, 17-0097, 17-0113, 17-0139, 19-1530, 19-1532, 19-1536, 19-1543**
- Ono, S., **18-0363**
- Onoue, A., **15-1536**
- Onomura, O., **05-0250, 19-1009, 19-1144**
- Onopchenko, A., **19-0422**
- Onoue, H., **14-0275, 19-0413**
- Onoue, T., **19-0120, 19-0719**
- Onozawa, S.-y., **15-1359**
- Onsager, O., **10-1221, 15-0760, 15-0793**
- Onuki, H., **15-0158**
- Onuma, Y., **16-0871, 16-0873**
- Onyiriuka, S.O., **11-0142**
- Ooi, T., **10-0643, 10-0713, 15-0971, 15-1001, 16-1503, 16-1691, 16-1839, 18-0143, 18-0158, 19-0155, 19-1774**
- Ooka, H., **19-1028**
- Ookawa, A., **10-0984, 19-1091**
- Oomkes, P.G., **16-1202**
- Ooms, P.H.J., **16-0214**
- Oono, K., **19-0161**
- Oosterbeek, W., **09-0064**
- Oosterhoff, L.J., **04-0277, 15-2105**
- Oosterwijk, R., **16-1200**
- Oota, O., **16-1167**
- Ootsuka, K., **16-0183**
- Opalka, C.J., **16-0423**
- Opgenorth, H., **14-0357**
- Opitz, G., **15-2190, 16-1400, 16-2109, 16-2146, 16-2147, 17-0320**
- Oppenheimer, E., **14-0448, 14-0451**
- Ōki, M., **04-0507, 03-0045, 04-0053, 04-0057, 04-0224, 04-0227, 04-0262, 04-0264, 04-0273, 04-0324, 04-0387, 04-0458, 04-0507, 04-0509, 04-0509, 06-0056, 09-0012, 09-0012, 12-0344**
- Ōkubo, M., **12-0720, 16-0530**
- Oppenlaender, T., **04-0145**
- Oppenländer, T., **07-0045, 07-0054**
- Oppenländer, T., **18-0463**
- Oppolzer, W., **04-0136, 10-1640, 10-1641, 12-0230, 12-0577, 15-0866, 15-0961, 15-0965, 15-1957, 15-1980, 15-2002, 15-2058, 15-2063, 15-2080, 15-2241, 16-1030, 16-1378**
- Or, A., **15-1536**
- Or, Y.S., **04-0443**
- Orahovats, A., **17-0015**
- Orban, J., **12-0315**
- Orchin, M., **02-0048, 07-0010, 12-0074, 15-1494, 15-2281, 19-0020**
- Ordoñez, M., **18-0232**
- Orena, M., **15-1584, 19-0090, 19-0098**
- Orendt, A.M., **02-0218**
- Orere, D.M., **16-0093, 16-1459**
- Orfanopoulos, M., **14-0237, 14-0238, 14-0240, 14-0241, 14-0244, 16-1485, 19-1357, 19-1450**
- Orfanos, V., **02-0178**
- Orfanopoulos, M., **19-0234**
- Organ, M.G., **07-0118, 10-1448**
- Organopoulos, M., **15-1767**
- Orioli, P., **16-0976**
- Orita, A., **16-1710**
- Oritani, T., **10-0228, 18-0301**
- Orito, K., **19-0065**
- Orito, Y., **16-1039**
- Orita, A., **19-1327**
- Orizu, C., **16-1426, 16-1436**
- Orlando, V., **16-1865**
- Orlinkov, A., **10-1835, 14-0139, 19-0616**
- Orlova, G., **15-2089**
- Orlović, M., **10-0134**
- Ormiston, R.A., **02-0090**
- Ornstein, P.L., **10-0547**
- Orozco, M., **03-0075, 03-0076, 03-0079**
- Orpen, A.G., **01-0052, 01-0070, 02-0031, 04-0239, 04-0244, 04-0249, 08-0186**
- Orr, B.J., **04-0280**
- Orr, G., **13-0047**
- Orr, G.W., **03-0059**
- Orsini, F., **15-1758, 16-0573**
- Orsini, M., **12-0752, 16-0757**
- Orsky, A.R., **08-0151**
- Ortaggi, G., **19-0056**
- Ortar, G., **10-1848, 11-0415, 13-0608, 19-1374**
- Ortega Schulte, C.M., **05-0257**
- Ortega, F., **13-0019, 16-0016**

- Ortega, M., 19-1706
 Ortiz de Montellano, P.R.,
 14-0082, 14-0083, 18-0058
 Ortiz, M., 16-0193
 Ortiz, M.J., 18-0570
 Ortiz-Marciales, M., 17-0428
 Ortoleva, E., 02-0319
 Ortuño, R.M., 15-2100,
 15-2244, 15-2291
 Orvedal, A.W., 02-0246
 Orville-Thomas, W.J., 03-0037,
 04-0282
 Orwig, B.A., 19-0871
 Orzech Jr., C.E., 18-0021,
 18-0023
 Osa, T., 19-0689
 Osakada, K., 15-1181, 16-0751,
 19-1479
 Osaki, M., 15-1055
 Osako, K., 16-1836
 Osamura, Y., 13-0050
 Osanai, Y., 12-0656
 Osawa, E., 15-0394, 18-0114
 Osawa, E., 04-0275, 18-0115
 Osawa, S., 19-1479
 Osborn, C.L., 15-2209
 Osborn, J.A., 02-0043, 15-0407,
 15-0463, 15-2202, 16-1366,
 16-1367, 18-0836, 19-0120
 Osborne, R., 10-0533, 16-1936
 Osburn, P.L., 13-0399
 Osby, J.O., 10-0988, 15-0404,
 15-0571, 19-1206
 Oscarson, S., 10-1123
 Oshima, K., 10-0846, 10-1202,
 10-1257, 10-1263, 10-1393,
 10-1396, 10-1398, 10-1438,
 10-1498, 10-1550, 10-1625,
 10-1709, 12-0224, 12-0502,
 13-0317, 13-0333, 13-0429,
 13-0433, 13-0438, 14-0009,
 15-0305, 15-0731, 15-0737,
 15-0743, 15-0863, 15-0869,
 15-0915, 15-0935, 15-0942,
 15-0945, 15-1206, 15-1208,
 15-1252, 15-1254, 15-1265,
 15-1267, 15-1645, 15-1646,
 15-1858, 15-1859, 15-1876,
 15-2385, 15-2427, 16-0466,
 16-0500, 16-0647, 16-0669,
 16-0865, 16-0992, 16-0996,
 16-1235, 16-1365, 19-0127,
 19-0131, 19-0133, 19-0215,
 19-1415, 19-1659, 19-1666
 Oshima, M., 19-0899
 Oshima, T., 15-0159
 Ōshima, T., 04-0163
 Oshisi, T., 11-0341
 Oshita, J., 10-1418
 Oshita, M., 12-0543
 Oshry, L., 12-0651
 Osipov, O.A., 08-0149
 Oskam, J.H., 18-0768
 Osman, M.A., 16-1698
 Osmialowski, B., 12-0085
 Osnabrug, S.J.M.,
 07-0120
 Osokin, Yu.G., 04-0499
 Osornio, Y.M., 15-1244
 Osowska-Pacewicka, K.,
 10-0907, 15-1879, 19-0336,
 19-1275
 Öbberger, M., 10-1407
 Ostapenko, A.G., 10-1851
 Ostercamp, D.L., 16-0277
 Østergaard, N., 15-1667
 Osterhout, M.H., 13-0649,
 19-1149
 Osterle, C., 04-0118
 Ostermann, G., 18-0385,
 18-0387, 18-0390, 18-0396,
 18-0397
 Ostermayer, F., 17-0404
 Ostrogovich, G., 16-2071
 Ostrovskii, V.A., 18-0291,
 18-0305
 Osuka, A., 13-0135, 13-0575,
 19-1534, 19-1598, 19-1744
 Osuna, A.M.B., 15-1488
 Oswald, A.A., 15-0110,
 15-0297, 19-0779
 Oswald, J., 12-0611
 Oswald, M.C., 16-0160,
 16-0172, 18-0140
 Oswald, M.F., 16-1407
 Ota, K., 11-0502
 Ota, M., 19-0823
 Otake, H., 15-1324
 Otani, N., 17-0487
 Otani, S., 13-0019, 16-1826,
 16-1830
 Otera, J., 10-0714, 10-0734,
 10-0811, 15-1118, 16-0148,
 16-1066, 16-1100, 16-1415,
 16-1677, 16-1681, 16-1710,
 18-0737, 19-0653
 Oth, J.F.M., 02-0173, 02-0274,
 02-0291, 02-0291, 02-0294,
 02-0298, 02-0314, 02-0315,
 02-0319, 02-0324, 02-0327,
 04-0440, 15-2259, 15-2359,
 18-0495, 18-0634, 18-0635,
 18-0637
 Otimoto, K., 16-0669
 Otonnaa, D., 15-1677
 Otroshchenko, O.S., 13-0455
 Otsubo, K., 19-0900
 Otsubo, T., 02-0295, 03-0130
 Otsuji, Y., 05-0289, 10-1503,
 10-1820
 Otsuka, H., 03-0126, 10-1227,
 13-0462
 Otsuka, M., 16-1521
 Otsuka, S., 04-0136, 12-0074
 Ott, J., 16-0147
 Ott, K.C., 18-0836
 Ott, K.H., 18-0614
 Ott, W., 18-0628
 Ottaway, C., 08-0084
 Ottenbrite, R.M., 15-2005,
 15-2044, 17-0133
 Ottenheim, J.H., 08-0024
 Ottenwaelder, X., 19-0120
 Otterbach, A., 04-0444
 Otteson, D., 15-2103
 Otto, C., 15-2029
 Otto, P., 15-2185, 15-2216,
 15-2225
 Otto, S., 15-2008, 15-2029,
 15-2030, 19-0653
 Ottolina, G., 15-1758, 19-0824
 Ottoni, O., 11-0437, 11-0438
 Ottosson, H., 02-0185, 10-0061
 Otvos, J.W., 15-0449
 Ou, W., 16-0312
 Ou, X., 18-0317
 Ou, Y., 10-1549
 Ouchi, A., 10-1229
 Oudenes, J., 10-1645, 16-0996
 Quелlette, R.J., 10-0171
 Quimet, N., 12-0348
 Ouk, S., 10-0587
 Oulevey, G., 11-0450
 Oullet, S.G., 10-1555
 Oullette, R.J., 15-0186
 Ounsworth, J.P., 04-0387,
 04-0390
 Ourévitich, M., 16-0901
 Ourisson, G., 10-0208, 12-0454,
 18-0085
 Oussaid, A., 10-1092, 19-0564
 Outram, J.R., 12-0706
 Outram, R.J., 15-0311
 Outturquin, F., 15-0323
 Ouvry, G., 15-1209
 Ovaska, T.V., 15-0879, 15-0883,
 18-0599, 19-1485
 Ovcharenko, I.V., 05-0262
 Ovcharenko, V.I., 05-0254,
 05-0262
 Øverås, A.T., 04-0392
 Overberger, C.G., 15-2338,
 18-0582
 Overchuk, N.A., 11-0069,
 11-0604
 Overman, J.D., 19-1638
 Overman, L.E., 10-1649,
 13-0378, 15-2044, 15-2061,
 18-0618, 18-0688, 18-0689,
 19-1638, 18-0690

- Overton, K., **19-0283**
 Overton, K.H., **10-0228, 12-0034**
 Owa, T., **11-0436**
 Owaki, M., **19-0690**
 Owczarczyk, Z., **13-0674**
 Owen, N.L., **04-0295**
 Owen, W.S., **10-1676**
 Owens, G.S., **15-1754**
 Owens, K.A., **18-0630**
 Owens, P.H., **08-0059**
 Owens, P.J., **14-0409, 19-1593**
 Owens, T.D., **15-2065, 16-0895**
 Owens, W.H., **19-1118**
 Owsley, D.C., **19-1728, 19-1739**
 Owton, M.W., **15-1917**
 Owton, W.M., **15-1851**
 Owtshinnikow, J.A., **03-203**
 Owuor, P.O., **15-0063**
 Oxaard, J., **15-2013, 15-2300**
 Oxley, P.W., **19-1225**
 Oya, S., **16-2119**
 Oyama, M., **15-0922**
 Oyama, T., **12-0452**
 Oyamada, H., **16-1083, 19-1091**
 Oyamada, J., **11-0331**
 Oyola, Y., **15-0667**
 Ozaki, F., **10-0704**
 Ozaki, N., **15-1064**
 Ozaki, S., **15-1236, 16-1756**
 Ozaki, S.-i., **19-0825**
 Ozaki, Y., **05-0371, 05-0380**
 Ozanne, N., **16-1244**
 Ozarde, P.S., **19-1186**
 Ozasa, N., **16-1094, 16-1121**
 Ozawa, F., **10-1123, 10-1306, 10-1868, 10-1869, 10-1871, 12-0278, 12-0319, 12-0693, 13-0177, 15-0337**
 Ozawa, K., **11-0517**
 Ozawa, M., **10-1206, 15-0354**
 Ozawa, S., **14-0201**
 Ozawa, T., **15-0115**
 Ozawa, Y., **11-0607**
 Ozbalik, N., **14-0387, 19-0612, 19-0613, 19-0614**
 Özdemir, I., **15-0813**
 Özdemirhan, D., **19-0493**
 Ozeki, N., **10-0882**
 Ozier, I., **01-0039**
 Özkan, I., **18-0624**
 Ozkan, I., **15-2200**
 Ozorio, A.A., **10-1668**
 Ozretich, T.M., **15-2218**
- Paatz, R., **10-1835**
 Pabon, H.J.J., **10-1614**
 Pac, C., **15-2252**
 Pacansky, J., **02-0213, 13-0047, 16-2108**
- Pace, A., **15-1729**
 Pace, E.D., **19-1254**
 Pachamuthu, K., **16-1617**
 Pachón, L.D., **10-0925**
 Pacifici, J.G., **18-0203**
 Pack, S.K., **15-0347**
 Packer, J., **08-0030**
 Packer, J.E., **13-0713**
 Paczkowski, M.A., **07-0039**
 Padakanti, S., **11-0438**
 Paddon-Row, M.N., **05-0273, 16-1022, 19-0078**
 Padegimas, S.J., **11-0191**
 Padias, A.B., **15-2100**
 Padiya, K.J., **19-1323**
 Padmaja, A., **16-0052**
 Padmakumar, R., **15-1027, 15-1916, 16-0775, 19-0928**
 Padmanabhan, S., **19-1598**
 Padmapriya, A.A., **16-2159**
 Padmavathi, V., **16-0052**
 Padmukumar, R., **11-0426**
 Padwa, A., **02-0086, 12-0349, 13-0233, 15-1932, 15-1951, 15-1957, 15-1965, 15-1978, 15-2000, 15-2209, 18-0574, 18-0630**
 Padwa, A., **19-1777**
 Pae, A.N., **10-1516, 10-1549, 16-0605**
 Paetzold, J., **13-0454, 15-0278**
 Paetzold, P.I., **18-0420**
 Pagani, G., **02-0143**
 Pagani, G.A., **05-0115**
 Pagano, A.S., **15-1727**
 Pagano, S., **18-0821**
 Page, I.D., **10-0402**
 Page, M.A., **18-0808**
 Page, M.I., **10-0104, 11-0164, 16-0034**
 Page, P.C.B., **03-0137, 10-1693, 15-1092, 15-1782, 16-0493, 16-1413**
 Pagenkopf, B.L., **10-1547, 15-0604, 15-1426, 15-1444**
 Paget, W.E., **12-0489**
 Pagington, J.S., **03-0177**
 Pagni, R.M., **05-0002, 08-014, 10-0807, 11-0298, 13-0489, 13-0495, 13-0545, 13-0567, 14-0309, 15-1550, 15-2040, 16-0130, 16-1876**
 Pagnoni, U.M., **12-0114, 12-0115, 12-0119, 12-0123, 12-0152, 15-1527, 15-1602**
 Pai, C.-C., **15-1480**
 Pai, C.K., **15-2034**
 Pai, F., **19-1056**
 Pai, G.G., **15-0684**
 Paiaro, G., **04-0084, 04-0085**
- Paige, J.N., **17-0227**
 Paik, C.H., **10-0060, 19-1569**
 Paik, S.-J., **15-1993**
 Paikse, N., **05-0384**
 Pain, G.N., **12-0659**
 Paine, A.J., **13-0216, 13-0269, 17-0500**
 Painter, M.K., **19-0378**
 Paisley, S.D., **10-1437**
 Paixão, M.W., **16-0687**
 Paju, A., **19-0476**
 Pak, C.S., **17-0528**
 Paknikar, S.K., **10-0494**
 Pakrashi, S.C., **19-1487**
 Pakulski, Z., **04-0119**
 Pakusch, J., **18-0403**
 Pal, B., **19-1431**
 Pal, M., **10-1780, 11-0438, 13-0387**
 Pal, R., **16-1527**
 Pal, R.R., **15-1016, 15-1016**
 Pal, S., **15-1783, 18-0212**
 Palacios, F., **16-0304**
 Palacios, J.C., **04-0004, 08-0118, 15-2004, 15-2097**
 Palacios, S.M., **07-0096, 10-0090, 13-0052, 13-0062, 13-0065**
 Palani, N., **13-0750**
 Palani, N., **18-0565**
 Palano, D., **16-1705**
 Palazzi, C., **18-0361, 18-0363**
 Palcios, J.C., **04-0300, 04-0303**
 Pale, P., **12-0293, 15-0247**
 Pale-Grosdemange, C., **16-1806**
 Palenik, G.J., **13-0010**
 Paleo, M.R., **05-0186, 16-0687**
 Palermo, R.E., **15-1661, 15-1858**
 Paleta, O., **10-1046, 15-1644**
 Paley, B.A., **12-0481**
 Paley, R.S., **10-1246**
 Palit, S.K., **10-0490**
 Palit, S.R., **03-0054**
 Palke, W.E., **01-0006**
 Palkowitz, A.D., **16-0706**
 Pallan, P.S., **10-1068**
 Palm, D., **06-0059**
 Palm, V.A., **10-0443**
 Palma, P., **17-0425**
 Palmer, B.W., **18-0374**
 Palmer, D.A., **17-0072**
 Palmer, G.J., **18-0490**
 Palmer, H.B., **01-0092**
 Palmer, J.D., **18-0034**
 Palmer, K.W., **04-0062**
 Palmer, M.H., **15-0271**
 Palmer, M.J., **16-1383**
 Palmere, R.M., **18-0337**

- Palmieri, A., **16-0327, 16-0615, 16-0808**
 Palmieri, G., **15-1199**
 Palmieri, P., **18-0073**
 Palombi, L., **10-0716, 12-0752**
 Palomero, M.A., **15-2418**
 Palomo, C., **10-1141, 13-0131, 15-1310, 16-0339, 16-0372, 16-0598, 16-0810, 16-1664, 19-0908**
 Palovich, M.R., **16-0609**
 Palrisi, M.F., **04-0092**
 Paluchowska, M.H., **16-1871**
 Palucki, M., **19-0823**
 Palumbo, G., **10-1151, 16-0147, 17-0199**
 Palumbo, P.S., **17-0350**
 Palumbo, R., **04-0085**
 Pàmies, O., **15-1136, 15-1491**
 Pamment, M.G., **19-0538**
 Pan, H.-Q., **15-1212**
 Pan, J.-F., **16-0788**
 Pan, L., **14-0002**
 Pan, S.-F., **15-0508, 15-0566**
 Pan, W.-B., **15-0481, 16-1671**
 Pan, X., **10-0979, 13-0413, 16-0687, 19-1206**
 Pan, X.-W., **19-1226**
 Pan, Y., **10-0178, 13-0558, 15-0578, 19-0059, 19-0823, 19-1028**
 Panarina, A.E., **15-1315**
 Panaye, A., **09-0074**
 Panda, A.K., **19-0813**
 Panda, G., **02-0360**
 Panda, M., **15-0198**
 Pandell, A.J., **19-0467**
 Pandey, B., **15-2018**
 Pandey, G., **10-0959, 10-0961, 10-1216, 15-1217**
 Pandey, M.K., **10-0961**
 Pandey, R.K., **15-0298**
 Pandey, S.K., **16-0233**
 Pandhi, S.B., **16-2101**
 Pandiarajan, K., **10-0740**
 Pandiarajan, P.K., **16-0997**
 Pandiaraju, S., **16-1158**
 Pandit, A.B., **17-0477**
 Pandit, U.K., **15-2017, 16-0034**
 Pandya, S.U., **16-0907, 16-0928**
 Panek, E.J., **14-0377**
 Panek, J.S., **10-0564, 12-0273, 16-1414**
 Panethy, P., **17-0045**
 Pang, M.-L., **16-0170**
 Panicker, S.B., **15-1532, 19-0730**
 Panigrahi, A.K., **19-0652**
 Panja, C., **10-1587, 11-0157**
 Pankayatselvan, R., **10-1182, 17-0599, 18-0601, 18-0606, 18-0621, 18-0634, 18-0636, 18-0638, 18-0806, 18-0837, 18-0840, 18-0842, 18-0844, 18-0845, 18-0852, 18-0855, 19-0068, 19-0343**
 Parac-Vogt, T.N., **11-0121**
 Paradisi, C., **10-0063**
 Paradkar, V.M., **10-0993**
 Parady, T.E., **17-0344**
 Paras, N.A., **11-0353, 15-1008**
 Paraskar, A.S., **19-0752**
 Paraskewas, S., **16-0132**
 Parcell, R.F., **18-0259**
 Parchment, O.G., **02-0418**
 Pardini, V.L., **19-0862**
 Pardo, C., **10-1049, 16-0729**
 Pardo, D.G., **13-0323, 13-0586**
 Pardo, L., **19-1022**
 Pardo, S.N., **11-0389**
 Paré, J.R.J., **15-2022**
 Paré, P.W., **16-0782, 16-0798, 16-1001, 19-0563**
 Parekh, S.I., **19-1404**
 Parello, J., **18-0156**
 Parfenova, M.N., **10-0470**
 Parham, W.E., **12-0354, 12-0615, 15-2263, 18-0509**
 Parihar, J.A., **11-0120**
 Parikh, J.R., **19-0164**
 Parimala, G., **10-0958**
 Parini, V.P., **03-0093**
 Paris, J., **17-0367**
 Parisel, O., **05-0178**
 Pariser, R., **02-0009**
 Parish, E.J., **15-0665**
 Parish, S., **15-0665**
 Parisi, L.M., **13-0149**
 Parisi, M.F., **03-0139**
 Park, B., **10-0101**
 Park, C., **19-0459**
 Park, C.-H., **13-0309**
 Park, C.C., **19-0120**
 Park, C.H., **03-0147, 04-0242, 04-0246, 14-0212**
 Park, C.M., **15-0235, 15-0262**
 Park, C.Y., **15-1698**
 Park, D.J., **16-1784**
 Park, E.J., **10-1584**
 Park, E.S., **16-0352**
 Park, G.-J., **03-0185**
 Park, H., **15-0762, 15-0798, 18-0274**
 Park, H.-g., **10-1657, 15-1302**
 Park, H.-J., **19-0555, 19-1042, 19-1044**
 Park, H.G., **18-0274**
 Park, H.S., **16-0192, 16-0823, 17-0394, 19-1165**
 Park, J., **02-0403**
 Pánkova, M., **17-0015, 17-0024, 17-0026, 17-0031, 17-0096, 17-0260**
 Pankratov, V.A., **16-2066**
 Pankratova, K.G., **18-0028**
 Pannala, M., **15-0584**
 Pannecoucke, X., **15-0323, 16-1280**
 Pannell, D.K., **05-0196**
 Panov, V.B., **11-0101**
 Panova, Y.B., **18-0011**
 Pansare, S.V., **10-0633**
 Panshin, S.Y., **04-0462**
 Panteleeva, I.Yu., **16-0449**
 Panunzi, A., **04-0085**
 Panunzi, B., **11-0285, 15-1569**
 Panunzio, M., **15-2174**
 Panyachotipun, C., **10-0187**
 Panzeri, A., **10-1179**
 Paolucci, C., **04-0470, 18-0727, 16-1459, 19-1131**
 Papa, I., **10-0084**
 Papa, P., **12-0751**
 Papa, R., **10-0171**
 Papadopoulos, M., **15-2098, 16-1482**
 Papageorgiou, G., **16-0407**
 Papahtjis, D., **19-1021**
 Papaioannou, C.G., **06-0076**
 Papay, J.J., **10-0136**
 Pape, M., **12-0201**
 Pape, P.G., **19-1319**
 Papeo, G., **10-0707**
 Papoula, M.T.B., **13-0581**
 Pappalardo, J.A., **10-0852, 16-0348, 16-1949**
 Pappalardo, S., **03-0139, 04-0092**
 Pappas, B.C., **15-2240**
 Pappas, J.J., **19-0349**
 Pappas, R.S., **05-0326**
 Pappas, S.P., **15-2240, 18-0494**
 Pappo, R., **15-0992, 19-0399**
 Paquer, D., **16-0846, 16-1398**
 Paquet, V., **16-1372, 16-1373**
 Paquette, L.A., **02-0172, 02-0173, 02-0239, 02-0241, 02-0255, 02-0349, 02-0350, 02-0352, 04-0086, 04-0088, 04-0189, 04-0193, 04-0325, 04-0442, 05-0085, 10-0152, 10-0225, 10-0269, 10-1513, 12-0188, 12-0348, 12-0665, 12-0683, 12-0684, 14-0244, 15-1997, 15-1998, 15-2052, 15-2058, 15-2078, 15-2115, 15-2116, 15-2158, 15-2232, 16-0493, 16-0591, 16-2177, 17-0344, 17-0346, 17-0518, 18-0098, 18-0128, 18-0598,**
 18-0599, 18-0601, 18-0606, 18-0621, 18-0634, 18-0636, 18-0638, 18-0806, 18-0837, 18-0840, 18-0842, 18-0844, 18-0845, 18-0852, 18-0855, 19-0068, 19-0343

- Park, J., **15-1079**
 Park, J.-N., **13-0234**
 Park, J.-S., **12-0295, 16-1743**
 Park, J.C., **16-0710**
 Park, J.H., **10-1143, 15-1411, 19-0992**
 Park, J.K., **15-1436**
 Park, J.Y., **10-1083, 12-0122, 19-0555**
 Park, K., **10-1489**
 Park, K.-M., **03-0185**
 Park, K.H., **15-1423, 16-1751, 18-0746, 18-0749**
 Park, K.P., **10-0245**
 Park, L., **19-1326**
 Park, L.Y., **18-0768**
 Park, M., **18-0274**
 Park, M.-k., **10-1657**
 Park, M.Y., **17-0394**
 Park, O.-S., **11-0269, 15-1436**
 Park, R., **16-0872**
 Park, S., **18-0789, 19-1339**
 Park, S.-D., **16-1814**
 Park, S.-T., **10-0551**
 Park, S.-U., **14-0078**
 Park, S.B., **13-0292, 13-0368, 13-0557**
 Park, S.J., **15-0837, 15-0934**
 Park, S.W., **15-1834**
 Park, S.Z., **12-0220**
 Park, W., **10-0618, 16-2025**
 Park, W.S., **10-0089, 10-0772, 19-1016**
 Park, Y., **04-0175**
 Park, Y.-S., **15-1596**
 Park, Y.C., **15-1371**
 Park, Y.J., **12-0200, 15-0494, 16-1582**
 Park, Y.S., **10-1281, 16-0845**
 Párkányi, C., **02-0004**
 Parker, A.J., **08-0232, 08-0240, 10-0332, 10-0338, 10-0415, 10-0693, 13-0069, 17-0068, 17-0070, 17-0072, 17-0077, 17-0097, 17-0098**
 Parker, D., **03-0119, 04-0104, 04-020, 15-0401, 19-0956**
 Parker, D.A., **10-1353**
 Parker, D.G., **15-0525, 18-0378**
 Parker, J.K., **04-0168, 04-0287**
 Parker, K.A., **13-0098**
 Parker, R.C., **07-0080**
 Parker, R.E., **10-0495, 13-0086**
 Parker, R.J., **03-0028**
 Parker, S.R., **11-0488**
 Parker, V.D., **05-0318, 06-0033, 18-0711**
 Parker, W.L., **15-2419**
 Parks, C.R., **19-0369**
 Parlanti, L., **19-0204, 19-1770**
 Parlato, S., **04-0162**
 Parlman, R.M., **10-1816, 19-1529**
 Parmee, E.R., **13-0193**
 Parmeter, S.M., **12-0191**
 Parnes, Z.N., **02-0156, 10-1382, 15-0401, 15-0471, 15-0514, 15-0717, 16-0182, 16-0743, 19-1303, 19-1360, 19-1450, 19-1454**
 Parola, A., **07-0032, 19-1688**
 Parquette, J.R., **19-0053**
 Parr, J., **15-0431**
 Parr, J.E., **10-1713**
 Parr, R.G., **02-0009, 02-0095, 02-0110, 08-0148, 08-0155, 10-0029, 10-0032, 11-0086**
 Parra-Hake, M., **16-1438**
 Parrain, J.-L., **10-1617, 12-0272, 12-0297, 15-0766**
 Parratt, M.J., **04-0030**
 Parrilli, M., **15-1685**
 Parrinello, M., **18-0316**
 Parrini, M., **16-1156**
 Parris, G., **05-0158, 05-0167, 05-0169**
 Parris, S., **13-0229**
 Parrish, C.A., **13-0123, 13-0185**
 Parrish, D.A., **18-0487**
 Parrish, D.R., **15-1048, 16-1072**
 Parrish, J.D., **16-0821**
 Parrish, J.P., **13-0449, 13-0477**
 Parrot-Lopez, H., **03-0125**
 Parrott, M.J., **14-0001, 14-0010, 14-0012**
 Parrott, S.J., **16-1486**
 Parry III, F.H., **15-2213**
 Parry, K.A.W., **18-0169**
 Pars, H.G., **12-0706**
 Parshall, G.W., **11-0116, 15-1381, 16-1348**
 Parson, A.F., **12-0123**
 Parsonage, N.G., **03-0105**
 Parsons Jr., G.H., **07-0032, 19-1688**
 Parsons, A.F., **10-1225, 15-1243, 15-1244, 15-1254, 15-1929, 19-1628**
 Parsons, J.A., **15-0485**
 Parsons, J.L., **15-0409, 15-0574**
 Parsons, M., **11-0314**
 Parsons, P.J., **18-0670**
 Parsons, T., **16-1438**
 Parsy, C.C., **15-1771**
 Partch, R., **14-0206**
 Partington, S.M., **12-0663**
 Paruch, E., **10-1538**
 Parvez, M., **04-0161, 15-0240**
 Pârulescu, L., **15-2210**
 Paryzek, Z., **19-0371**
 Parziale, P.A., **18-0551**
 Pascal, R., **16-0123**
 Pascal, R.A., **06-0066**
 Pascal Jr., R.A., **02-0071, 02-0073, 02-0074, 02-0101, 02-0126**
 Pascali, V., **16-0504**
 Pascali, V., **16-0505**
 Pascard, C., **03-0207, 04-0244**
 Paschal, J.W., **16-1323**
 Paschalis, P., **15-0198**
 Paschmann, V., **18-0631**
 Pascoe, J.D., **18-0899**
 Pascone, J.M., **10-0281**
 Pascual-Teresa, B., **15-2099**
 Pasha, M.A., **10-1528, 15-1560, 16-0307**
 Pashinnik, V.E., **16-1887**
 Pashkovsky, F.S., **19-1446**
 Pasquato, L., **15-1998**
 Pasquet, M.J., **13-0709**
 Pasquier, M.L., **04-0205**
 Passacantilli, P., **19-1088**
 Passarella, D., **16-0687**
 Passarotti, C., **15-0469**
 Pasta, P., **15-1758, 19-0759, 19-0824**
 Pasteris, R.J., **18-0861**
 Pastine, S.J., **11-0326, 15-0727**
 Pasto, D.J., **05-0217, 05-0244, 05-0301, 10-1290, 10-1291, 10-1651, 10-1760, 15-0005, 15-0031, 15-0106, 15-0111, 15-0112, 15-0482, 15-0486, 15-0654, 15-2219, 18-0467, 18-0534**
 Pastó, M., **10-0921**
 Pastor, S.D., **16-1190**
 Pastori, N., **16-0141, 19-0991, 19-1657**
 Pastukhov, F.V., **16-1969, 16-1970**
 Pastukhova, I.V., **18-0422**
 Pastushok, V.N., **10-0470**
 Pasumansky, L., **13-0172**
 Patai, S., **01-0007, 01-0009, 01-0045, 01-0072, 01-0075, 02-0038, 02-0343, 03-0001, 03-0008, 03-0047, 03-0049, 03-0050, 03-0083, 03-0094, 03-0096, 03-0101, 04-0026, 04-0032, 04-0047, 04-0064, 04-0219, 04-0261, 04-0268, 04-0350, 04-0354, 04-0471, 05-0119, 05-0145, 05-0254, 05-0255, 05-0296, 05-0297, 05-0314, 05-0316, 05-0404, 07-0044, 07-0045, 07-0050, 07-0064, 08-0043, 08-0061, 08-0156, 08-0162,**

- 08-0173, 08-0178, 08-0218,
 08-0223, 09-0031, 09-0032,
 10-0001, 10-0115, 10-0213,
 10-0289, 10-0293, 10-0373,
 10-0376, 10-0384, 10-0390,
 10-0391, 10-0393, 10-0423,
 10-0461, 10-0494, 10-0506,
 10-0520, 10-0520, 10-0585,
 10-0598, 10-0615, 10-0640,
 10-0658, 10-0746, 10-0749,
 10-0773, 10-0780, 10-0782,
 10-0839, 10-0849, 10-0852,
 10-0871, 10-1005, 10-1025,
 10-1034, 10-1036, 10-1061,
 10-1114, 10-1265, 10-1445,
 10-1479, 10-1545, 10-1693,
 10-1765, 10-1785, 10-1841,
 11-0037, 11-0165, 11-0227,
 11-0271, 11-0444, 11-0570,
 11-0581, 11-0609, 11-0623,
 12-0001, 12-0002, 12-0057,
 12-0059, 12-0065, 12-0066,
 12-0074, 12-0083, 12-0086,
 12-0222, 12-0302, 12-0306,
 12-0311, 12-0388, 12-0393,
 12-0424, 12-0431, 12-0432,
 12-0442, 12-0474, 12-0482,
 12-0504, 12-0551, 12-0564,
 12-0574, 12-0582, 12-0594,
 12-0638, 12-0699, 13-0037,
 13-0049, 13-0052, 13-0090,
 13-0129, 13-0263, 13-0660,
 13-0684, 13-0687, 13-0687,
 13-0688, 13-0689, 13-0690,
 13-0691, 13-0693, 13-0695,
 14-0125, 14-0195, 14-0217,
 14-0228, 14-0246, 14-0301,
 14-0302, 14-0349, 14-0397,
 14-0415, 14-0443, 14-0447,
 15-0001, 15-0037, 15-0037,
 15-0038, 15-0039, 15-0050,
 15-0075, 15-0077, 15-0079,
 15-0106, 15-0294, 15-0300,
 15-0314, 15-0397, 15-0435,
 15-0513, 15-0572, 15-0687,
 15-0705, 15-0711, 15-0760,
 15-0857, 15-0947, 15-0961,
 15-1215, 15-1375, 15-1477,
 15-1499, 15-1517, 15-1525,
 15-1624, 15-1731, 15-1790,
 15-1932, 15-1932, 15-1943,
 15-1980, 15-1991, 15-1992,
 15-2153, 15-2156, 15-2161,
 15-2166, 15-2168, 15-2234,
 15-2238, 15-2261, 15-2362,
 16-0002, 16-0003, 16-0014,
 16-0098, 16-0098, 16-0140,
 16-0196, 16-0233, 16-0266,
 16-0286, 16-0287, 16-0315,
 16-0425, 16-0460, 16-0464,
 16-0842, 16-0851, 16-0969,
 16-0972, 16-1031, 16-1169,
 16-1233, 16-1255, 16-1293,
 16-1421, 16-1510, 16-1549,
 16-1648, 16-1658, 16-1693,
 16-1715, 16-1744, 16-1755,
 16-1763, 16-1844, 16-1874,
 16-1891, 16-2049, 16-2094,
 16-2124, 17-0003, 17-0007,
 17-0047, 17-0103, 17-0122,
 17-0129, 17-0145, 17-0148,
 17-0172, 17-0174, 17-0243,
 17-0290, 17-0300, 17-0311,
 17-0344, 17-0367, 17-0387,
 17-0403, 17-0424, 17-0450,
 17-0458, 17-0491, 17-0502,
 18-0001, 18-0099, 18-0124,
 18-0124, 18-0177, 18-0194,
 18-0211, 18-0215, 18-0279,
 18-0290, 18-0306, 18-0395,
 18-0599, 18-0617, 18-0654,
 18-0695, 18-0704, 18-0739,
 18-0756, 18-0874, 18-0877,
 18-0881, 19-0006, 19-0021,
 19-0021, 19-0048, 19-0069,
 19-0252, 19-0258, 19-0280,
 19-0294, 19-0387, 19-0428,
 19-0633, 19-0710, 19-0738,
 19-0748, 19-0786, 19-0791,
 19-0795, 19-0795, 19-0812,
 19-0849, 19-0913, 19-0920,
 19-1095, 19-1122, 19-1136,
 19-1278, 19-1348, 19-1380,
 19-1482, 19-1545, 19-1561,
 19-1575, 19-1595, 19-1632,
 19-1636
 Patat, F., 10-0373, 10-1114
 Patchornik, A., 11-0552,
 16-1817
 Patel, B.A., 13-0389
 Patel, B.K., 16-0149, 16-1767,
 19-0702
 Patel, B.P., 10-0110
 Patel, J.J.B., 19-1238
 Patel, K.M., 18-0196
 Patel, M., 15-2102
 Patel, P., 15-0293
 Patel, P.K., 10-0719
 Patel, R.C., 06-0043, 06-0049,
 06-0052, 06-0053, 10-1184
 Patel, S., 19-0296, 19-0861
 Patel, S.T., 15-1830
 Patel, S.V., 10-1306
 Patel, U.C., 15-1444
 Patel, V., 12-0640
 Pater, R.H., 15-1768, 15-1786
 Paternò, E., 15-2244
 Paterson, E.S., 10-1545,
 12-0432, 12-0474, 15-0857,
 16-0003
 Paterson, I., 16-0647, 16-1018,
 16-1032, 16-1051
 Pathak, D., 19-1264
 Pati, S.C., 19-0622
 Patil, G., 16-1449
 Patil, G.S., 10-0101
 Patil, K.M., 19-1074
 Patil, N.M., 13-0203
 Patil, N.S., 11-0423
 Patil, N.T., 15-0892, 15-0898
 Patil, P.N., 16-1543
 Patil, P.S., 15-1016
 Patil, S.R., 15-1716
 Patil, V.D., 15-0666
 Patil, V.J., 16-1270
 Patinkin, S.H., 11-0316
 Patiño, R., 19-0089
 Patkar, L.N., 16-1692
 Paton, R.M., 15-1932
 Patonay, T., 12-0322, 15-1807
 Patra, P.K., 11-0336
 Patricia, J.J., 12-0626, 12-0627,
 15-0877
 Patrick, B.O., 02-0366
 Patrick, D.W., 17-0290
 Patrick, J.B., 19-1501
 Patrick, T.B., 11-0310, 13-0742,
 14-0129, 14-0436, 15-2257
 Patrie, W.J., 19-0135
 Patro, B., 11-0336, 15-1269
 Patsch, M., 18-0385, 18-0387,
 18-0390, 18-0510
 Pattabhi, V., 03-0003
 Pattenden, G., 10-0718,
 15-0789, 15-1271, 16-1246
 Patterson, D., 16-2150
 Patterson, D.B., 15-0134
 Patterson, J.M., 19-0763
 Patterson, S., 19-1689
 Patterson, W.I., 04-0055
 Pattison, F.L.M., 15-1544
 Pattison, J.B., 10-1063
 Pattison, V.A., 18-0411,
 18-0414
 Patton, D.S., 19-1320
 Patwardhan, B.H., 15-0021
 Patwari, S.B., 11-0258
 Patz, M., 16-1020
 Pau, C., 08-0235
 Pau, C.F., 15-2044
 Pauer, F., 05-0175
 Paugam, J.P., 15-2273
 Paugam, R., 15-2119
 Paukstelis, J.V., 04-0233,
 10-1191, 16-0295, 16-0942,
 19-1140
 Paul, D.B., 10-1005, 15-0397,
 15-1624
 Paul, D.F., 11-0275
 Paul, E.W., 19-0714

- Paul, I.C., **02-0258, 02-0274, 02-0325, 04-0182, 04-0187**
 Paul, K., **17-0520, 17-0522**
 Paul, N.C., **10-0764**
 Paul, R., **15-0404**
 Paul, S., **10-0593, 11-0429, 11-0475, 11-0554, 12-0121, 19-0625**
 Paul, V., **11-0231, 11-0234, 11-0426**
 Pauling, L., **01-0023, 05-0280, 01-0006**
 Paulmier, C., **12-0244, 15-0323, 17-0290**
 Pauls, H.W., **13-0503**
 Paulsen, H., **16-1753**
 Paulson, J.F., **10-0345**
 Paulson, K.L., **16-1957**
 Paulus, E.F., **03-0139**
 Pauluth, D., **12-0081**
 Pauson, P.L., **02-0166, 15-1417, 15-1429**
 Paust, J., **10-0318**
 Pautex, N., **19-0028**
 Pavam, C.H., **16-0776**
 Paventii, M., **11-0271, 11-0272**
 Pavez, P., **13-0110**
 Pavia, A.A., **10-0646**
 Pavia, M.R., **16-1823**
 Pavlenko, N.V., **19-1069**
 Pavlides, V.H., **18-0272**
 Pavlis, R.R., **14-0045, 15-1514, 18-0081**
 Pavlov, S., **16-1942**
 Pavlova, L.A., **10-0522**
 Pavlova, N.N., **10-0806**
 Pawar, D.M., **04-0391, 04-0393, 04-0393**
 Pawar, S.S., **16-0777**
 Paweřka, Z., **03-0013**
 Payack, J.F., **13-0237**
 Payeras, A.M., **19-0181**
 Payne, A.H., **15-0202**
 Payne, B.J., **18-0146**
 Payne, D., **04-0516**
 Payne, D.A., **12-0116**
 Payne, G.B., **10-0678, 15-1776, 15-1789**
 Payne, M.M., **15-2394**
 Payne, M.T., **15-0005**
 Payne, N.C., **10-0290**
 Payzant, J.D., **10-0336**
 Pazhenchevsky, B., **10-0993**
 Pazos, J.F., **18-0203**
 Pchelka, B.K., **18-0362**
 Peach, M.E., **10-0782, 13-0129**
 Peachey, S.J., **04-0028**
 Peacock, J.L., **14-0071, 15-1278**
 Peacock, S.C., **04-0164**
 Peagram, M.J., **17-0343**
 Pearce, G.T., **04-0106**
 Pears, D., **19-0894**
 Pearson, A.J., **03-0086, 19-0576**
 Pearson, D.E., **09-0036, 10-1185, 11-0046, 11-0224, 11-0259, 11-0423, 12-0575**
 Pearson, D.P.J., **04-0163**
 Pearson, M.M., **12-0348**
 Pearson, R., **14-0026, 14-0183, 14-0184**
 Pearson, R.G., **08-0150, 06-0006, 06-0053, 08-0041, 08-0149, 08-0151, 08-0154, 08-0219, 10-0026, 10-0339, 10-0348, 10-0398, 10-1332, 15-2103, 15-2105**
 Pearson, R.J., **15-2020**
 Pearson, S.C., **17-0457**
 Pearson, W.H., **12-0513, 12-0565, 15-1940, 18-0298**
 Pease, A.R., **03-0187**
 Pease, J.E., **16-0494**
 Peat, A.J., **10-1405**
 Peatt, A.C., **16-0610, 16-0883**
 Pecchi, S., **17-0209**
 Pecher, J., **15-1862, 19-1056**
 Pechet, M.M., **12-0729, 14-0133, 14-0134, 15-1519, 18-0870, 18-0872**
 Pechhold, E., **05-0171**
 Peclen, Y.J., **16-2075**
 Pecoraro, J.M., **10-0093**
 Pecul, M., **04-0299**
 Peddada, L., **18-0362**
 Pedersen, C.J., **03-0101, 03-0103**
 Pedersen, C.M., **16-1873**
 Pedersen, H.L., **15-0751**
 Pedersen, J.A., **10-0092**
 Pedersen, K.J., **12-0649, 16-0157**
 Pedersen, P.R., **16-0157**
 Pedersen, S.F., **15-1825, 19-1662, 19-1663, 19-1680, 19-1698**
 Pedersen, T.M., **15-2435, 16-1314**
 Pedersen, U., **16-1807**
 Pedersen, U.S., **16-0220**
 Pederson, K.J., **12-0084**
 Pedireddi, V.R., **08-0011**
 Pedley, M.D., **08-0191**
 Pedoussaut, M., **10-1787, 16-1542**
 Pedragosa-Moreau, S., **10-0582**
 Pedregal, C., **15-1006, 19-1497**
 Pedrielli, P., **01-0104**
 Pedrini, P., **19-0232, 19-0872**
 Pedro, J.R., **16-0073, 16-1528, 19-0120**
 Pedrosa, R., **16-0831, 16-0837**
 Pedrosa, R., **16-1962**
 Pedulli, G.F., **01-0104, 01-0110, 05-0311, 15-0705, 18-0073, 19-0120, 19-0588**
 Pee, N.P., **12-0190**
 Peel, J.B., **02-0409**
 Peel, T.E., **08-0015**
 Peeling, E.R.A., **11-0153**
 Peeling, J., **03-0054**
 Peerdeman, A.F., **04-0097**
 Peerlings, H.W.I., **12-0743**
 Peerzada, N., **11-0403, 16-0728**
 Pees, K.J., **15-1146**
 Peet, N.P., **15-2290, 16-2011**
 Peeters, D., **15-2003, 15-2048**
 Peeters, H., **02-0282**
 Peeters, H.L., **10-0078**
 Pegg, G.G., **18-0551**
 Pegg, N.A., **18-0601**
 Pégot, B., **16-0779**
 Pehk, T., **19-0476**
 Pei, B.-G., **10-0627, 10-1788**
 Pei, C., **16-1278**
 Pei, D., **16-1962**
 Pei, J., **15-2006, 16-1081**
 Pei, T., **15-0770, 15-0890, 15-0896**
 Pei, W., **16-0769, 16-0786**
 Peiffer, G., **14-0180, 15-0602, 19-1021**
 Peiris, S., **05-0126**
 Pel'kis, P.S., **10-1034**
 Peled, P., **10-0241**
 Pelikán, P., **14-0004, 14-0005**
 Pélinski, L., **16-0687**
 Pelka, S., **13-0186**
 Pellacani, L., **15-1884, 15-1889, 15-1890**
 Pellerite, M.J., **08-0014, 10-0020, 10-0353**
 Pellet, M., **10-0540, 16-1938**
 Pellet-Rostaing, S., **15-0865**
 Pelletier, J.D., **10-1074**
 Pelletier, W.M., **10-0488**
 Pelliccia, A.R., **15-1751**
 Pellissier, H., **04-0190, 10-1658, 13-0045**
 Pellón, R.F., **16-1192**
 Pelter, A., **04-0079, 10-1715, 10-1757, 12-0332, 12-0427, 12-0442, 14-0392, 14-0396, 15-0636, 15-0693, 15-1183, 16-0697, 16-0996, 16-1018, 16-1812, 18-0420, 18-0420, 18-0427, 18-0428, 18-0429, 18-0432, 18-0435, 18-0435, 18-0457, 18-0459, 19-0877, 19-0882, 19-0889, 19-1077**
 Peltzer III, E.T., **17-0363**

- Pena, J.M., **15-0944**
 Pena, M.A., **13-0620**
 Pena, P.C.A., **18-0155**
 Peña, D., **15-0604, 15-0702**
 Peña, M.E., **11-0125, 12-0197, 12-0700**
 Peña, M.R., **13-0389**
 Peña-Cabrera, E., **12-0256, 12-0276**
 Penalva, V., **13-0301**
 Penco, S., **19-1374**
 Pandalwar, S.L., **15-0470**
 Pendola, K.A., **13-0143**
 Penenory, A., **05-0237, 05-0246**
 Peññory, A.B., **10-0090, 10-0787**
 Peng, J., **16-0152, 18-0317**
 Peng, S.-M., **19-0746**
 Peng, X., **11-0140**
 Peng, Y., **16-1175, 16-1772, 16-1791**
 Peng, Y.-Y., **16-1036**
 Peng, Z.-Z., **16-0095**
 Penieres-Carrillo, G., **19-0261**
 Penkett, C.S., **10-1566**
 Penmasta, R., **10-0046, 19-0406, 19-0481, 19-0485, 19-0846**
 Penn, J.H., **19-1118**
 Pennella, F., **18-0828**
 Penner, G.H., **03-0054, 15-2061**
 Penner-Hahn, J.E., **10-1333**
 Pannetreau, P., **11-0142**
 Penney, J.M., **13-0535**
 Penninger, J.L.M., **15-1495**
 Pennington, L., **18-0272**
 Pensak, D., **14-0029**
 Penso, M., **10-0951, 13-0324**
 Penso, M., **19-1250**
 Penton Jr., H.R., **10-0907**
 Penton, J.R., **11-0033, 11-0041, 11-0050, 11-0119, 11-0167, 11-0168**
 Penzien, K., **04-0142**
 Peoples, P.R., **05-0134**
 Pepermans, H., **15-2407**
 Peppe, C., **16-0233**
 Perales, J.B., **15-0733**
 Peralez, E., **05-0309**
 Percač, K., **10-0116**
 Percec, V., **13-0484**
 Perch, N.S., **15-0774**
 Perchinunno, M., **14-0347**
 Perchonock, C., **02-0235**
 Perciaccante, R., **15-1317**
 Percina, N., **10-1100**
 Percy, J.M., **04-0168, 04-0287**
 Perdiñ, M., **04-0101**
 Perdikomatis, G.P., **11-0433**
 Perdoncin, G., **19-0963**
 Peregudov, A.S., **13-0152**
 Pereira, A.R., **16-0475**
 Perelman, M., **16-2109**
 Perepelkova, T.I., **03-0001**
 Perera, S.A., **03-0042**
 Peres, Y., **15-1477**
 Perevalova, E.G., **02-0166**
 Pereyre, M., **12-0014**
 Perez Ossorio, R., **12-0088**
 Perez, D., **15-0590**
 Perez, F., **19-0699**
 Pérez, A., **16-0837**
 Pérez, D., **10-1405**
 Pérez, E., **15-1022**
 Pérez, I., **13-0335**
 Pérez, J.A., **15-1900**
 Pérez, J.M., **15-2144**
 Pérez, M., **13-0524**
 Pérez, P., **10-0030, 10-0031, 10-0032, 13-0686, 15-1999, 15-2099**
 Pérez, P.J., **12-0366, 15-2293, 15-2299, 19-0548**
 Pérez-Andrés, J.A., **17-0163, 17-0167, 17-0400**
 Perez-Benito, J.F., **15-1679**
 Pérez-Blanco, D., **16-1215**
 Pérez-Castells, J., **15-1430, 15-1436, 15-1438, 15-1441, 15-1443**
 Pérez-Encabo, A., **16-0831, 16-0837, 16-1962**
 Pérez-Flores, J., **18-0232, 15-0370, 15-2304**
 Perez-Rubalcaba, A., **16-0527**
 Pérez-Serrano, L., **15-1436, 15-1438, 15-1443**
 Perez-Torralba, M., **02-0423**
 Pérez-Torrente, J.J., **04-0061**
 Peri, F., **15-0225**
 Periasamy, M., **04-0160, 10-0182, 12-0453, 12-0526, 13-0168, 13-0585, 13-0664, 14-0378, 15-0654, 15-0950, 15-1389, 15-1413, 16-1973, 18-0435, 19-0017, 19-0634, 19-1488**
 Periasamy, M.P., **10-0966, 16-2124**
 Pericás, M.A., **02-0346, 15-1437**
 Pericàs, M.A., **07-0091, 10-0921, 15-2211, 15-2364, 16-0687, 16-0689, 17-0416, 19-1031**
 Perichon, J., **10-1228, 10-1854, 13-0468, 10-1308, 10-1397, 10-1442, 10-1821, 13-0337, 13-0344, 13-0614, 15-1162, 15-1388, 16-0570, 16-0716, 16-1908**
 Périé, J.J., **15-0327, 15-0314**
 Peringer, P., **10-1017**
 Perinis, M., **10-0176**
 Péro, B., **16-0144**
 Peris, E., **19-0970**
 Peristeraki, A., **16-1620**
 Perjéssy, A., **02-0426**
 Perkampus, H., **11-0004**
 Perkins, M.J., **04-0234, 05-0116, 05-0211, 13-0743, 13-0748, 14-0031, 14-0033, 14-0328, 14-0329, 15-0050, 15-2261, 18-0185, 19-0614**
 Perkins, N.A., **11-0369**
 Perkočić, T., **13-0380**
 Perl, S., **02-0065**
 Perlberger, J., **19-0249**
 Perlin, A.S., **19-0311**
 Perlmutter, P., **15-0264, 15-1478, 15-1486, 15-1501, 15-1504, 16-0798**
 Perlmutter-Hayman, B., **04-0187**
 Pernazza, D., **16-0757**
 Pérollier, C., **19-0582**
 Perosa, A., **09-0104, 10-0884, 12-0746, 13-0406**
 Perraud, R., **16-0539**
 Perret, R., **16-1928**
 Perreten, J., **18-0859**
 Perreux, L., **16-1789**
 Perrier, H., **18-0609**
 Perrin, C.L., **03-0021, 03-0034, 04-0374, 04-0375, 08-0024, 11-0028, 11-0053, 11-0100, 11-0103, 11-0105, 15-2105, 16-0030**
 Perrin, D.D., **08-0018, 08-0045, 08-0160, 08-0171**
 Perrio, S., **12-0242, 19-0823**
 Perriot, P., **18-0231**
 Perron R., **10-0460**
 Perrot, M., **19-1099, 19-1105**
 Perroux, Y., **16-0396, 16-1735**
 Perry, D.A., **16-0210**
 Perry, M.C., **15-0425**
 Perry, N.B., **18-0022, 18-0102**
 Perry, R.A., **12-0640**
 Perry, S.S., **02-0218**
 Person, W.B., **03-0080, 03-0081, 03-0100, 04-0385**
 Persson, B.A., **15-0289**
 Persson, E.S.M., **10-1293, 10-1438**
 Persson, I., **08-0146**
 Persson, J., **10-0854**
 Persson, P., **08-0146**

- Perst, H., **10-0110, 10-0380, 10-0739**
 Persy, G., **02-0331, 02-0381, 05-0408, 07-0021**
 Pertici, P., **15-1693**
 Pertsikov, B.Z., **14-0097**
 Perumal, P.T., **11-0474, 15-0675, 15-2119, 15-2142, 18-0312, 18-0442, 19-0209**
 Perumal, S., **11-0541**
 Peruncheralathan, S., **17-0434**
 Perutz, R.N., **02-0171**
 Peruzzini, M., **15-0279, 15-2406**
 Pervez, H., **11-0142**
 Pervukhina, N.V., **05-0262**
 Pesce, G., **10-0819, 10-1530**
 Pesce, L., **13-0582**
 Pesce, M., **19-0960**
 Pesch, J., **15-1368, 16-0724**
 Pescitelli, G., **04-0120**
 Petasis N.A., **13-0265, 16-1349, 16-1353, 16-1355, 16-1356, 16-1357, 11-0157, 11-0157, 13-0096**
 Petch, W.A., **13-0770**
 Pete, J., **16-1655, 19-1412**
 Pete, J.-P., **15-1049**
 Pete, J.P., **16-0009, 16-1492**
 Pête, J., **17-0278**
 Peter, D., **18-0169**
 Peter, R., **10-1381, 16-0493**
 Peter-Katalinić, J., **04-0244**
 Peters, D., **02-0191, 04-0419, 13-0495, 15-0788**
 Peters, D.A.V., **15-1544**
 Peters, D.G., **19-1334**
 Peters, E.-M., **08-0084**
 Peters, E.N., **05-0092, 09-0009, 10-0133, 10-0198**
 Peters, G.A., **16-0197**
 Peters, J.A., **19-1098**
 Peters, K., **02-0243, 04-0294, 05-0231, 08-0084, 08-0186, 10-1662**
 Peters, K.S., **07-0032, 10-0067, 16-2087**
 Peters, N.K., **15-0544**
 Peters, S.J., **02-0242**
 Petersen, B.L., **05-0077**
 Petersen, C.J., **03-0103**
 Petersen, H.E., **18-0257**
 Petersen, J.M., **18-0262**
 Petersen, J.S., **04-0148, 15-0680, 16-1050**
 Petersen, M.R., **18-0676**
 Petersen, N.O., **16-1659**
 Petersen, S.B., **03-0077**
 Petersen, W.C., **19-1219**
 Peterson Jr., M.R., **01-0048**
 Peterson, B., **17-0233**
 Peterson, D., **10-1542, 12-0589**
 Peterson, D.J., **12-0565, 16-1232**
 Peterson, G.A., **19-1374**
 Peterson, H.J., **05-0071, 08-0121, 15-0724**
 Peterson, J.O., **19-0942**
 Peterson, J.R., **02-0352, 04-0088, 15-1715, 15-1882, 19-0852**
 Peterson, K.B., **15-2090**
 Peterson, K.P., **15-0387, 15-1363**
 Peterson, M.J., **10-0606**
 Peterson, M.L., **14-0418**
 Peterson, M.R., **12-0087**
 Peterson, P.E., **05-0021, 10-0113, 10-0114, 10-0116, 10-0136, 10-0282, 10-0383, 15-0016, 15-0269, 18-0250**
 Peterson, R.T., **15-1042**
 Pettersson, A., **15-0924**
 Petrick, R.A., **04-0277**
 Pettilo, P.A., **04-0241**
 Petinot, N., **10-0638**
 Petit, A., **07-0111, 10-0468, 13-0109, 16-0372, 16-1644, 16-1689, 18-0715**
 Petit, F., **15-0602, 15-0797, 19-1718**
 Petit, J., **10-0060**
 Petit, M., **15-2386, 19-1718**
 Petit, Y., **10-1542, 15-1092, 18-0692**
 Petneházy, I., **16-1808, 17-0488**
 Peto, A.G., **11-0416, 11-0446**
 Petra, D.G.I., **19-1022**
 Petraghani, N., **10-1611, 12-0245**
 Petrašiūnas, G.L.R., **16-0218**
 Petricci, E., **07-0119**
 Petricci, S., **10-0951, 13-0324**
 Petrich, J.W., **12-0087**
 Pétrier, C., **12-0609, 15-1142, 15-1142, 16-0479, 16-0645**
 Petrillo, G., **08-0168, 17-0056**
 Petringa, A., **03-0139**
 Petrimi, M., **10-0845, 15-1289, 16-0108, 16-0113, 16-0487, 16-0615, 16-1666, 17-0160, 19-0666, 19-1206, 19-1586**
 Petro, C., **05-0075, 10-0051, 10-0178, 10-0184**
 Petrosyan, V.E., **05-0359**
 Petrosyan, V.S., **12-0047**
 Petrov, A.A., **15-0060, 15-0081, 15-0222, 15-1611, 15-1638, 15-1932, 16-1309**
 Petrov, A.D., **16-1943**
 Petrov, E.S., **08-0160, 15-1199**
 Petrov, M.L., **15-1932**
 Petrovanu, M., **12-0414**
 Petrovich, J.P., **19-1691**
 Petrovskii, P.V., **13-0152**
 Petrovski, Ž., **10-1562**
 Petrovskii, P., **10-1835, 19-0616**
 Petrzilka, M., **15-2003, 18-0676**
 Pettersen, D., **17-0216**
 Peterson, R.C., **16-1869, 18-0085, 18-0855, 18-0868**
 Pettersson, C., **04-0175**
 Pettersson, G., **04-0175**
 Pettersson, M., **04-0297**
 Pettiette-Hall, C.L., **19-0016**
 Pettit, R., **02-0348**
 Pettit, G.H., **11-0518**
 Pettit, G.R., **11-0635, 14-0398, 19-1467, 19-1467, 19-1469, 19-1576**
 Pettit, L.D., **03-0083**
 Pettit, R., **02-0132, 02-0211, 02-0227, 02-0229, 02-0348, 04-0441, 15-2199, 18-0500, 18-0501, 18-0502, 18-0638**
 Pettit, R.J., **16-1348**
 Pettitt, D.J., **17-0225**
 Pettus, T., **15-1724**
 Petty, J.D., **10-0482**
 Petty, R., **01-0041**
 Peverley, J., **15-1175**
 Pevzner, M.S., **14-0358**
 Pews, R.G., **04-0423**
 Peyerimhoff, S.D., **07-0015**
 Peyman, A., **05-0231**
 Peynircioglu, N.B., **05-0116**
 Peyrat, J.-F., **10-1051, 13-0325, 13-0559**
 Peyroux, E., **13-0445**
 Pezacki, J.P., **05-0384**
 Pfab, J., **12-0706**
 Pfaltz, A., **04-0149, 10-1471, 13-0399, 13-0419, 15-1136, 15-2304, 19-0538, 19-1155, appendixA-0033**
 Pfau, M., **15-0971, 15-1044, 15-1044**
 Pfeiffer, M., **10-0875**
 Pfeiffer, P.E., **10-0693, 10-1690, 12-0208, 16-1252, 16-1694, 16-2039**
 Pfeifer, K.-H., **02-0082**
 Pfeifer, L.A., **13-0378**
 Pfeifer, W.D., **10-0256**
 Pfeiffer, D., **15-0686**
 Pfeiffer, M., **13-0237**
 Pfeiffer, P.Z., **17-0009**
 Pfeiffer, S.S., **11-0651**
 Pfennig, D.R., **10-1222**
 Pfenninger, A., **15-1820**
 Pfister, J.R., **10-0906, 18-0280**

- Pfister, X., **19-1028**
 Pfitzner, K.E., **19-0160, 19-0647**
 Pflüger, F., **12-0277**
 Pflum, D.A., **15-0604**
 Pfohl, W.F., **10-1234**
 Pfordte, K., **14-0289**
 Pfrengle, W., **16-2133**
 Pfriem, S., **04-0437, 17-0512**
 Pfyffer, J., **15-2050**
 Pgaltz, A., **15-0605**
 Phadke, R., **11-0380**
 Pham, K.M., **16-0361**
 Pham, S.M., **16-1126**
 Pham, T.N., **10-0091, 10-0095, 12-0627, 12-0631, 19-1339**
 Phan, N.T.S., **13-0497**
 Phansavath, P., **19-1028**
 Phanstiel IV, O., **18-0563**
 Phanstiel, O., **18-0509**
 Phelan, N.F., **02-0048**
 Phelps, J.C., **15-1641**
 Phelps, M.E., **10-1055**
 Phenix, B., **13-0272**
 Philip Jr., J.B., **14-0448**
 Philip, D., **15-2020**
 Philip, H., **18-0056**
 Philippi, K., **15-1735**
 Philippot, K., **10-1459**
 Phillips, J.C., **08-0049, 10-0269, 17-0356, 17-0357, 18-0098**
 Phillips, N.G., **15-2426**
 Phillips, A.M.F., **18-0354**
 Phillips, B., **15-1801**
 Phillips, B.A., **11-0399**
 Phillips, B.T., **17-0462**
 Phillips, C.J., **16-0925**
 Phillips, D.D., **05-0138**
 Phillips, D.L., **15-2333, 15-2340**
 Phillips, D.R., **03-0165**
 Phillips, E., **19-0192**
 Phillips, G.W., **16-1195**
 Phillips, H., **10-0006, 10-0007**
 Phillips, I.M., **15-2065, 15-2266**
 Phillips, J.B., **02-0276**
 Phillips, J.H., **15-0292**
 Phillips, J.N., **05-0043**
 Phillips, L., **04-0285**
 Phillips, N.H., **12-0629**
 Phillips, O.A., **15-0162**
 Phillips, R., **11-0083**
 Phillips, R.B., **18-0623**
 Phillips, R.E., **01-0041**
 Phillips, R.R., **12-0193**
 Phillips, R.S., **19-1022**
 Phillips, W.G., **19-0647, 19-0648**
 Phillips, N.H., **05-0181**
 Philouze, C., **16-1385**
 Philp, D., **03-0205**
 Phopase, J., **13-0347, 16-2179**
 Photis, J.M., **17-0518**
 Phukan, P., **16-0904**
 Pi, J., **15-1030**
 Pi, R., **12-0421, 12-0550**
 Piacenti, F., **10-1837, 15-1375**
 Piacenti, F., **15-1477**
 Pialssä, C., **15-0944**
 Piancatelli, G., **15-1558, 19-0080, 19-0204, 19-0732, 19-0735, 19-1770**
 Piantini, U., **16-0684**
 Piao, F., **19-1189**
 Piarulli, U., **16-1417**
 Piatak, D.M., **11-0635, 19-0408**
 Piattelli, M., **03-0123, 03-0127, 03-0128, 03-0139, 04-0092**
 Piazza, C., **10-1354**
 Piber, M., **10-1406**
 Piccirilli, J.A., **04-0252**
 Piccolo, O., **10-1511, 11-0376, 11-0508**
 Picher, M.T., **15-2057**
 Pichler, S., **07-0103**
 Pick, R.M., **10-0724**
 Pickard, P.L., **16-0955**
 Pickardt, J., **15-2172**
 Pickering, D., **05-0140**
 Pickering, D.A., **11-0335**
 Pickering, R.A., **10-0756**
 Pickles, G.M., **13-0095**
 Picoul, W., **16-1230**
 Picq, D., **10-1044**
 Picquet, M., **18-0814**
 Picraccini, D., **15-1526**
 Pictet, A., **11-0400**
 Pidathala, C., **16-1063**
 Pidcock, A., **12-0279**
 Pidgeon, C., **10-0783**
 Pielartzik, H., **04-0477**
 Pieliowski, J., **10-0590**
 Pienta, N., **10-0184**
 Pienta, N.J., **05-0075, 10-0051**
 Pieraccini, D., **10-0411, 11-0242**
 Pierce, M.E., **19-1054**
 Pierini, A.B., **10-0090, 10-0787, 13-0052, 13-0061, 13-0343, 13-0589**
 Pierini, M., **12-0083**
 Pierlot, C., **14-0233**
 Piermatti, O., **15-2006**
 Pierre, J., **04-0243, 16-0539, 19-1062**
 Pierre, J.-L., **19-0189**
 Pierres, C., **15-2145**
 Pierri, F., **14-0039**
 Pierrot, M., **19-0371**
 Piers, E., **10-1802, 12-0548, 15-1117, 18-0484**
 Piers, W.E., **12-0319, 19-1142**
 Piersanti, G., **15-2174**
 Pierson, C., **14-0154**
 Pierson, G.O., **18-0203**
 Piet, J.J.N., **15-1663**
 Pieter, R., **19-1281**
 Pietra, F., **02-0156, 02-0162, 04-0063, 04-0155, 13-0013, 13-0057**
 Pietra, S., **13-0072, 19-0777, 19-1544**
 Pietrasanta, F., **10-0179**
 Pietraszkiewicz, M., **03-0101**
 Pietroni, B., **15-0848**
 Pietroni, B.R., **11-0334**
 Pietropaolo, R., **19-0960**
 Pietrusiewicz, K.M., **18-0811**
 Pietsek, D.J.J., **17-0073**
 Piette, L.H., **14-0204, 15-0058**
 Piettre, S., **15-2182, 15-2222**
 Piffi, M., **05-0183**
 Pigeon, P., **10-1047, 17-0307**
 Pigou, P.E., **10-0045**
 Pigué, S., **15-1591**
 Piggulla, M., **15-0150**
 Pihko, P.M., **16-1036**
 Pihlaja, K., **10-0598, 10-0658, 10-0749, 10-1061, 16-1658**
 Pike, D.C., **16-0015, 16-1512**
 Pike, K.G., **15-1429, 19-0126**
 Pikul, S., **04-0135**
 Pikulin, S., **18-0561, 18-0562**
 Pillard, S., **10-0952**
 Pilati, T., **02-0268, 02-0277**
 Pilcher, G., **01-0093, 01-0094, 01-0099**
 Pilichowska, S., **10-0992**
 Pilipauskas, D.R., **10-1187**
 Pilkiewicz, F.G., **15-2275**
 Pilkington, J.W., **18-0035**
 Pillai, C.N., **15-0855**
 Pillai, S., **10-0876**
 Pillai, S.M., **15-0792**
 Pillai, T.P., **12-0707, 12-0708**
 Pillai, U.R., **15-1747, 15-1748**
 Pillai, V.N.R., **16-1817**
 Pilli, R.A., **16-1350**
 Pilling, M.J., **05-0304**
 Pilot, J.F., **16-1262, 16-1302**
 Pimentel, G.C., **03-0001, 03-0032, 05-0275, 05-0276**
 Pinchuk, A.N., **16-0699**
 Pincock, J.A., **05-0308, 15-0005, 15-0016, 15-0087, 17-0507, 17-0509, 18-0848, 19-0121**
 Pincock, R.E., **04-0094, 04-0187, 04-0449, 05-0279, 10-0146, 10-0149, 10-0150, 10-0151, 10-1236**
 Pinder, A.R., **19-1290, 19-1301**

- Pindur, U., **05-0053, 10-0520, 15-2029, 19-1727**
 Pine, R.D., **16-1348**
 Pine, S.H., **13-0759, 13-0764, 13-0766, 16-1348, 16-1351, 18-0380, 18-0383, 18-0391**
 Pinel, C., **10-0604**
 Piñero, L., **17-0428**
 Pines, H., **12-0057, 12-0065, 15-0314, 15-0722, 15-0723, 15-0724, 15-0791, 17-0140, 17-0176, 18-0056, 19-0027, 19-0424**
 Pineschi, M., **10-0814, 10-0953, 10-1564**
 Pinet, S., **16-0907, 16-0928**
 Pinetti, A., **12-0115, 12-0123, 15-1527, 15-1602**
 Ping, Y.Y., **16-0842**
 Ping-Guo, M., **15-0441**
 Pinhas, A.R., **12-0757, 18-0502, 19-0840**
 Pinhey, J.T., **11-0658, 13-0264, 14-0330**
 Pinho e Melo, T.M.V.D., **15-2133**
 Pinho, P., **15-0387, 15-2119, 19-1028**
 Pini, D., **04-0120, 16-0831**
 Pinkerton, A.A., **02-0402**
 Pinkerton, A.B., **15-0366, 15-0815, 15-1152, 16-0569**
 Pinkerton, F.H., **10-0895**
 Pinkus, A.G., **12-0147, 16-0541**
 Pinnick, H.W., **10-0285, 16-0105, 19-0479, 19-0699**
 Pino, P., **10-1837, 12-0304, 13-0598, 14-0443, 15-0598, 15-1375, 15-1375, 15-1477, 15-1489, 15-1491, 15-1499, 15-1504, 15-2362, 18-0837**
 Pinschmidt Jr., R.K., **15-2111, 18-0498**
 Pinson, J., **13-0054, 13-0127**
 Pinto, D.C.G.A., **07-0121**
 Pinzani, D., **17-0209**
 Pioch, R.P., **12-0431**
 Piotrowska, H., **12-0212, 12-0338, 15-2443**
 Piotrowski, A.M., **16-0500**
 Piqué, C., **15-2304**
 Piquer, Ma.J.A., **07-0091**
 Piqueras, M.C., **02-0185**
 Piqueur, J., **10-0873**
 Piras, D., **07-0123**
 Piras, P.P., **19-1400**
 Pires, E., **15-2038**
 Pirkle, W.H., **04-0170, 04-0173, 04-0175, 04-0176, 04-0197, 04-0207, 04-0210, 04-0211, 04-0255, 15-0485**
 Pirogowa, G.N., **17-0149**
 Pironti, V., **19-0759**
 Pirozhkov, S.D., **10-1833, 15-1375, 18-0422**
 Pirrung, F.O.H., **15-0913**
 Pirrung, M.C., **16-1014**
 Pisanenko, D.A., **15-0024**
 Pisano, D., **02-0095**
 Pisano, L., **19-1537**
 Pischel, U., **02-0158**
 Piskala, A., **16-1303**
 Piskunova, Z., **10-0263**
 Pistarà, V., **16-0049, 16-0242**
 Pistorius, R., **14-0419**
 Piszkiwicz, L., **14-0058**
 Pitacco, G., **16-0287**
 Pitcher, R.G., **04-0203**
 Pitchumani, K., **19-0806**
 Piteau, M., **10-1187**
 Pitman, I.H., **12-0726**
 Pitram, S.M., **18-0905**
 Pitre, S., **19-1054**
 Pitre, S.V., **19-0595**
 Pitteloud, R., **18-0676**
 Pitter, S., **15-0343**
 Pittman Jr., **05-0002**
 Pittman Jr., C.U., **02-0207, 05-0002, 05-0035, 05-0038, 05-0039, 05-0049, 05-0050, 05-0061, 10-0119, 15-0108**
 Pitts Jr., J.N., **07-0001, 07-0011, 07-0027, 07-0038, 07-0044, 07-0065, 19-1687, 19-1689**
 Pitts, M.R., **10-1121, 15-0553, 15-0554, 19-1187, 19-1242**
 Pitzer, K.S., **04-0382**
 Pitzer, R.M., **04-0278**
 Piva, O., **12-0165, 15-0151, 19-0533**
 Piveteau, E., **12-0508**
 Pivsa-Ast, S., **13-0338**
 Pizey, J.S., **10-0634, 10-0740, 10-0853, 11-0282, 11-0282, 11-0290, 11-0445, 11-0467, 12-0112, 13-0657, 13-0659, 14-0144, 14-0173, 14-0206, 14-0250, 15-0188, 15-0402, 15-0635, 15-1537, 15-1565, 15-1714, 16-0261, 16-1877, 19-0010, 19-0010, 19-0022, 19-0289, 19-0879, 19-1291**
 Pizzano, A., **15-0611**
 Pizzo, F., **10-0672, 10-0944, 10-1152, 10-1167, 15-1681, 15-1819, 15-2006, 19-1258**
 Pizzolatti, M.G., **12-0716**
 Pizzotti, M., **12-0748, 19-1748**
 Pla-Quintana, A., **13-0365, 13-0420**
 Place, D., **03-0172**
 Plachky, M., **17-0199**
 Plackett, J.D., **18-0727**
 Planas, A., **18-0186**
 Plancher, J.M., **10-0549**
 Planinsek, Z., **19-0687**
 Plante, R., **11-0594**
 Plaquevent, J., **04-0136**
 Plaquevent, J.C., **17-0315**
 Plat, M., **10-1023**
 Plate, A.F., **18-0614**
 Plath, P., **18-0019**
 Plato, M., **05-0208**
 Platone, E., **11-0262**
 Platts, J.A., **03-0002**
 Platz, M.S., **05-0375**
 Platz, M.S., **05-0384, 05-0407, 05-0409, 05-0345, 05-0352, 05-0365, 05-0369, 05-0386, 05-0408, 18-0219**
 Plaut, H., **10-0688**
 Plavšić, D., **02-0106, 05-0152**
 Plé, G., **02-0428, 04-0076, 10-1405, 17-0315**
 Pleiss, M.A., **10-0993**
 Pleixats, R., **13-0481, 13-0524, 13-0525**
 Plénat, F., **10-0179**
 Plenio, H., **13-0539**
 Plepys, R.A., **19-0921**
 Pleskov, Y.V., **15-0540**
 Plesnicar, B., **15-1731**
 Plesničar, B., **15-1726, 18-0352**
 Plessi, L., **15-1667, 19-0391**
 Plesske, K., **02-0168**
 Pletcher, D., **19-0104**
 Pletcher, W.A., **04-0493**
 Pletnev, A.A., **13-0624**
 Plexats, R., **13-0420**
 Plieninger, H., **15-2076, 19-0446**
 Plietker, B., **15-1414, 15-1717**
 Plinke, G., **02-0298**
 Plotkin, M.A., **13-0181**
 Plourde, G.L., **15-2061**
 Pluim, H., **15-1806**
 Plum, H., **15-2001**
 Plumb, J.B., **19-0202**
 Plumeré, P., **04-0163**
 Plumet, J., **16-1429, 18-0781**
 Plummer, B.F., **16-0135**
 Plummer, E.L., **04-0106**
 Plummer, M., **18-0860**
 Plunian, B., **15-1119**
 Plusquellec, D., **16-1713**
 Plzak, K., **05-0140**
 Poater, J., **02-0154**

- Pobiner, H., **19-0336**
Pochapsky, T.C., **04-0173, 04-0175**
Pochini, A., **11-0388**
Pöchlauer, P., **10-1017**
Pock, R., **15-0029, 15-1637, 15-1927**
Pocker, Y., **10-0084, 12-0412, 12-0673, 15-0030, 16-0044, 18-0148, 18-0149**
Podlech, J., **16-2117**
Podoplelov, A.V., **10-1314**
Podraza, K.F., **10-1646**
Poehlein, B.W., **15-1729**
Poeth, T., **10-1242**
Pogodin, S., **02-0360**
Pogorelyi, V.K., **03-0014, 03-0044, 03-0049**
Pohl, D.G., **14-0152, 14-0153, 14-0158**
Pohl, M., **16-1500, 16-2065**
Pohmakotr, M., **19-0477**
Poignée, V., **04-0467**
Poindexter, M.K., **18-0514**
Pointdexter, G.S., **07-0118**
Poirer, M., **19-1186**
Poirier, D., **10-1074**
Poirier, J., **10-1269, 11-0142, 12-0311, 16-1233**
Poirier, R.A., **02-0281, 12-0087, 15-2062**
Poisson, J.-F., **15-0874**
Pojarliev, P., **15-1004, 16-0414, 16-1036**
Pojer, P.M., **15-0402, 19-1528**
Pokrovskaya, S.V., **16-1462**
Pola, J., **19-0363, 19-0381**
Polach, S.A., **12-0367**
Polanc, S., **16-1684, 16-1708**
Polanyi, J.C., **06-0013**
Polanyi, M., **15-0452, 16-1552**
Polasek, M., **13-0237**
Polavarapu, P.L., **04-0112**
Polásek, M., **02-0407**
Polborn, K., **15-0702, 16-0889**
Poleshchuk, O.Kh., **03-0080**
Polet, D., **10-1295, 10-1471, 15-1136, 15-1137**
Polezhaeva, N.A., **02-0089, 16-1402**
Poli, G., **10-1449**
Poli, M., **10-0481**
Poli, S., **19-0232**
Poliakoff, M., **09-0106**
Poliart, C.D., **08-0087**
Polichnowski, S.W., **18-0836**
Poling, B., **15-2292**
Poliskie, G.M., **19-1289**
Politanskii, S.F., **10-1075**
Politzer, I.R., **10-1733, 10-1736**
Politzer, P., **02-0035**
Polivkova, J., **04-0110**
Polizzi, C., **15-0363**
Polk, D.E., **13-0617**
Polla, E., **10-0134**
Pollack, R.M., **05-0114, 12-0059, 12-0060, 12-0095, 16-1573, 16-1593**
Pollart, D.F., **17-0184**
Pollart, K.A., **19-0351**
Pollastri, M.P., **10-1099**
Pollenz, R.S., **18-0487**
Pollet, P., **15-0614**
Polleux, P., **12-0368**
Pollex, A., **18-0405**
Pollicino, S., **04-0470, 16-0926, 18-0727**
Pollini, G.P., **15-2179**
Pollock, C.M., **16-0966**
Pollock, L., **04-0384**
Polniaszek, R., **16-1828, 16-1833**
Polshettiwar, V., **10-0835, 16-0216**
Polster, R., **12-0414**
Polston, N.L., **18-0447**
Polt, R.L., **12-0409**
Poltarzewski, Z., **19-0960**
Pomarès, O., **19-0247**
Pomerantz, M., **01-0080**
Pommelet, J., **17-0358**
Pommer, H., **16-1255, 16-1337**
Pommier, J., **02-0421**
Ponaras, A.A., **10-0662**
Ponaskik Jr., J.A., **10-1453**
Ponde, D.E., **16-1683**
Ponec, R., **03-0063, 09-0061, 15-2105, 19-0360**
Ponomarchuk, M.P., **10-1318, 19-0630**
Ponomareva, E.A., **10-0033, 10-0406**
Ponomarov, A.B., **13-0534, 13-0619**
Pons, J., **19-1658, 19-1710**
Pons, J.-F., **15-1254**
Ponsold, K., **09-0043**
Ponti, F., **19-0098, 19-0440**
Ponticello, G.S., **04-0206**
Pook, L.M., **14-0020**
Poole Jr., C.P., **05-0208**
Poole, H.G., **11-0152**
Poon, C., **02-0243**
Poon, N.L., **15-0205, 15-0265, 16-0192**
Poon, Y.C., **01-0011**
Poondra, R.R., **13-0442**
Poonia, N.S., **03-0101**
Poonian, M.S., **18-0039**
Pooyan, M., **10-1161**
Popa, C., **18-0648**
Popa, V., **03-0083**
Pope, W. J., **04-0028**
Popik, V.V., **16-2030**
Pople, J.A., **02-0028, 01-0052, 02-0009, 02-0014, 02-0016, 02-0103, 02-0207, 02-0371, 04-0285**
Popov, A.F., **10-0263**
Popov, E.M., **02-0032, 02-0036**
Popov, S.I., **16-0440**
Popovitz-Biro, R., **13-0481**
Popp, F.D., **19-1129**
Poppinger, D., **05-0024**
Porai-Koshits, B.A., **11-0583**
Poranski Jr., C.F., **13-0008**
Porcelloni, M., **16-0949, 18-0800**
Porcheddu, A., **10-1091, 16-1703, 16-1790, 16-1948, 16-2102, 19-0171, 19-0186, 19-0677, 19-1073**
Porcu, G., **07-0042**
Pore, D.M., **16-1157**
Pore, V.S., **15-1535**
Poretti, M., **15-0450**
Porri, L., **18-0825**
Porphnev, Yu.N., **02-0182**
Porta, F., **12-0748, 19-1748**
Porta, O., **14-0031, 14-0094, 14-0341, 14-0344, 16-0009, 16-0141, 19-0991, 19-1657, 19-1658, 19-1663, 19-1665**
Portella, C., **16-0009, 16-1062, 16-1492**
Porter J.R., **16-0865**
Porter, C.R., **18-0182**
Porter, D.W., **10-1211**
Porter, G., **19-1690**
Porter, G.B., **07-0011**
Porter, H.K., **19-1202**
Porter, H.Q., **01-0013**
Porter, J.R., **16-0865**
Porter, N.A., **05-0268, 14-0014, 14-0091, 15-0065, 15-1050, 15-1096, 15-1198, 15-1207**
Porter, R.D., **05-0041, 05-0091, 11-0014**
Porter, T.A., **12-0382**
Portlock, D.E., **10-0981**
Portnoy, M., **10-1822, 13-0607, 15-1433**
Portnoy, R.C., **10-1733**
Portoghese, P.S., **16-1469**
Porzi, G., **10-0900, 10-0916**
Posey, I.Y., **10-1622, 12-0420**
Poshkus, A.C., **16-2170**
Posner, B.A., **17-0343**

- Posner, G.H., **10-0664, 10-0803, 10-1334, 10-1335, 10-1338, 10-1340, 10-1342, 10-1344, 10-1351, 10-1352, 10-1369, 10-1370, 10-1436, 10-1540, 15-1042, 15-1063, 15-1072, 15-1073, 15-1087, 15-1091, 15-1093, 15-1103, 15-1967, 15-2165, 16-1148, 16-1289, 16-1892, 16-1893, 16-1894, 17-0240**
- Posner, J., **18-0204**
- Pospelov, M.V., **19-0345**
- Poss, K.M., **18-0665**
- Possel, O., **10-1668**
- Post, A.J., **18-0343**
- Posteher, F., **04-0434**
- Poster, H., **10-0707**
- Postigo, J.A., **18-0481**
- Postovskii, I.Ya., **13-0220, 13-0638**
- Potapov, V.M., **04-0144**
- Potapova, I.M., **16-1186**
- Potdar, M.K., **11-0213, 11-0383**
- Potenza, J.A., **02-0199**
- Potier, P., **16-0402**
- Potini, C., **10-0685**
- Potter, A., **14-0116, 14-0138**
- Potter, G.J., **15-1557**
- Potter, N.H., **19-0691**
- Potter, S.E., **18-0386**
- Pötter, B., **01-0096**
- Potthast, A., **16-0370**
- Potts, A.W., **01-0016, 01-0019**
- Potts, K.T., **02-0196, 15-1046**
- Potvin, P.G., **03-0119**
- Pouilhès, A., **15-2146**
- Poulin, O., **15-1125**
- Poulsen, C.S., **18-0789**
- Poulter, C.D., **05-0050, 10-1149, 18-0280, 18-0537**
- Poulter, S.R., **04-0422, 15-0465**
- Poulton, D.J., **18-0048**
- Poupaert, J.H., **19-1791, 19-1796**
- Poupert, M., **12-0348**
- Poupert, M.A., **16-1655**
- Poupko, R., **04-0382, 18-0619, 18-0637**
- Pourali, A.R., **19-0762**
- Pourbaix, C., **16-0703**
- Pourcin, J., **18-0225**
- Pourde II, G.W., **18-0487**
- Poutsma, M.L., **14-0024, 14-0062, 14-0125, 15-0108, 15-0142, 15-1516, 19-1465**
- Poux, M., **16-0122**
- Pouységu, L., **11-0193**
- Powell, A.L., **19-1763, 19-1765**
- Powell, D.A., **13-0294**
- Powell, D.L., **02-0342, 03-0051**
- Powell, D.R., **12-0469**
- Powell, H.K.J., **09-0030**
- Powell, J.W., **17-0280**
- Powell, M.F., **06-0062, 06-0087, 08-0104, 08-0105**
- Powell, M.T., **15-0425**
- Powell, N.A., **10-1782, 16-0561**
- Powell, P., **03-0083**
- Powell, R.E., **01-0002**
- Power, P.P., **05-0112, 05-0175**
- Powers, D.B., **16-0706**
- Powers, J.P., **04-0357, 04-0370, 05-0278**
- Powers, J.W., **19-0640**
- Poyer, J.L., **05-0260**
- Poynton, A.J., **18-0688**
- Pozebon, D., **13-0397**
- Pozharskii, A.F., **02-0148, 13-0676**
- Pozsgay, V., **12-0697**
- Pozzi, G., **13-0404, 19-1050, 19-1776**
- Prabakaran, N., **15-1329, 18-0877**
- Prabhakar, S., **15-1891, 15-1907, 16-0027**
- Prabhakaran, E.N., **13-0181, 15-1278**
- Prabhu, A.V., **16-0581**
- Prabhu, K.P., **16-0267**
- Prabhudas, B., **16-0589**
- Pracejus, H., **04-0136, 15-0265**
- Pradaux, F., **16-0646**
- Pradeille, N., **15-0323**
- Pradhan, S.K., **19-0962**
- Prados, P., **19-1173**
- Praeger, D., **04-0329**
- Prager, R.H., **10-1758, 15-0647, 16-2166**
- Prajapati, D., **09-0107, 10-0591, 10-0843, 10-1394, 15-1018, 16-0149, 16-0234, 16-0395, 16-0882, 16-0927, 16-1176, 16-1182, 16-1253, 16-1902, 16-1997, 18-0313, 19-0306, 19-1264, 19-1268, 19-1554, 19-1694**
- Prakash, G.K.S., **05-0002, 05-0014, 05-0044, 05-0058, 05-0083, 05-0085, 05-0090, 05-0093, 08-0015, 10-0119, 10-0139, 10-0173, 10-0181, 10-0182, 10-0191, 10-0200, 10-1132, 10-1179, 10-1180, 11-0119, 11-0157, 11-0212, 11-0223, 11-0236, 11-0346, 11-0420, 11-0535, 12-0048, 12-0050, 12-0156, 12-0341, 12-0341, 13-0096, 13-0265, 14-0367, 15-1628, 16-0111, 16-0185, 16-0455, 16-1940, 16-1950, 16-2043, 16-2053, 19-0773, 19-1443, 19-1447**
- Prakash, I., **12-0719, 19-0406, 19-0645, 19-0846**
- Prakash, O., **10-0848, 15-1605, 16-1708, 19-0203, 19-0480, 19-0483, 19-0484, 19-0844**
- Prakash, P.K.S., **11-0473**
- Prakash, S.J., **10-0958**
- Prall, M., **18-0627**
- Praly, J., **04-0366**
- Prandi, J., **18-0143**
- Prasad, A.R., **10-0958, 10-1195, 14-0308, 16-1531**
- Prasad, A.S.B., **19-1488**
- Prasad, B.A.B., **10-0684, 16-1453**
- Prasad, B.V., **02-0422**
- Prasad, C.S.N., **10-1849**
- Prasad, E., **19-0984, 19-0989**
- Prasad, K., **11-0254, 16-1825**
- Prasad, K.G., **19-1071**
- Prasad, R., **15-1936**
- Prasad, R.S., **19-1515, 19-1625**
- Prashad, M., **13-0179, 19-0680**
- Prashanthi, M., **16-1172**
- Prasuna, G., **16-1321**
- Pratelli, C., **04-0120**
- Prather, J., **19-1390**
- Prati, F., **16-2122**
- Pratt, A.C., **18-0852**
- Pratt, B.C., **15-1503**
- Pratt, D.A., **02-0024, 05-0268**
- Pratt, D.V., **02-0395, 18-0682**
- Pratt, D.W., **04-0295**
- Pratt, E.F., **10-0655**
- Pratt, J.R., **10-0895**
- Pratt, L.M., **05-0172, 05-0252, 08-0211, 08-0212, 10-0307, 16-1021, 19-0939**
- Pratt, R.J., **12-0032**
- Pratt, W.E., **04-0432**
- Praveen, C., **19-0703**
- Prechtel, F., **15-1769, 19-0504**
- Preda, D.V., **18-0521**
- Pregel, M.J., **16-2146**
- Preiss, T., **16-1918**
- Prelog, V., **03-0203, 04-0043, 04-0098, 04-0131, 04-0132, 04-0164, 18-0051**
- Premalatha, K., **16-0279**
- Press, J.B., **10-1129**
- Presser, N., **18-0499**
- Pressman, D., **17-0010**
- Prestat, G., **10-1208, 10-1499**
- Preston, S.B., **10-1759**
- Preto, R.J., **06-0076**
- Pretty, A.J., **18-0386**

- Pretzer, W., **02-0259, 02-0265, 02-0266**
- Preuss, H., **15-0048**
- Prevost, C., **12-0605, 16-1403, 10-0229**
- Prévost, N., **18-0057**
- Prewitt, M.L., **14-0089**
- Prewo, R., **04-0460**
- Prezhdo, O.V., **02-0152**
- Pri-Bar, I., **10-1822, 12-0737, 13-0600, 19-0661**
- Pric, J.M., **12-0052**
- Price, A., **13-0456**
- Price, C.C., **13-0707**
- Price, D.A., **15-1973**
- Price, G.J., **07-0066, 07-0082**
- Price, J.D., **04-0482, 15-1722, 15-1724, 15-2282**
- Price, M.D., **19-1033**
- Price, M.J., **15-0047**
- Price, R., **13-0269, 13-0280**
- Price, R.C., **17-0064, 19-1466**
- Price, W.C., **01-0016**
- Priebe, H., **10-1007**
- Priego, J., **10-1454, 16-0687, 16-0688**
- Priesner, C., **10-0391, 10-0396**
- Priest, D.N., **17-0157, 17-0460**
- Priest, W.J., **04-0411**
- Priester, W., **12-0399**
- Prieto, J.A., **10-1643, 15-1741**
- Prieto, M., **13-0504**
- Prieto, O., **16-0687**
- Prieto, P., **13-0413, 15-1944**
- Prieto, R., **15-0788**
- Prikazchikova, L.P., **15-0045**
- Prilezhaeva, E.N., **15-0049, 15-0118**
- Prim, D., **13-0470**
- Prince, A.A.M., **18-0312**
- Prince, R.H., **14-0457**
- Principe, L.M., **15-1419, 15-1449**
- Pring, M., **15-0005**
- Pringle, P.G., **15-1136**
- Prins, T.J., **19-0894**
- Prins, W.L., **17-0002**
- Prinsen, W.J.C., **04-0067, 04-0069**
- Prinzbach, H., **04-0447, 12-0375, 15-2196, 15-2196, 15-2232, 15-2241, 16-2148, 19-0068**
- Prior, D.V., **03-0015**
- Prior, M.J., **16-1236**
- Prisyahnyuk, V., **15-1242**
- Pritchard, D.E., **05-0273**
- Pritchard, G.J., **12-0402**
- Pritchard, J.G., **16-1770**
- Pritt, J.R., **10-0280, 10-0402**
- Pritzkow, H., **05-0180**
- Pritzkow, W., **15-0024, 15-1735**
- Privett, O.S., **19-0368**
- Priya kumar, U.D., **16-0008**
- Probasco, E.K., **15-0135**
- Probst, D.A., **18-0813**
- Procházka, M., **10-1796**
- Procopio, A., **10-0545, 10-1123, 15-0875, 16-1618**
- Procopiou, P.A., **10-0717, 10-0732, 10-0994, 18-0793**
- Procter, G., **16-1023, 18-0896**
- Prodger, J.C., **10-1693, 15-0900, 15-1092**
- Prodollet, J., **19-0361**
- Proença, M.F.J.R.P., **11-0528**
- Prokes, I., **11-0230**
- Prokipcak, J.M., **10-0212**
- Prokof'ev, A.K., **05-0370, 13-0037**
- Prokopiou, P.A., **19-1410, 19-1411**
- Prolingheuer, E., **18-0027**
- Proops, W.R., **14-0305**
- Proskow, S., **04-0018, 15-2227, 15-2228**
- Pross, A., **01-0112, 05-0378, 08-0142, 09-0001, 10-0078, 10-0090, 10-0304, 10-0854**
- Pross, E., **10-0458**
- Proto, A., **15-1741, 15-1822**
- Protopopova, M.N., **12-0370, 15-2302**
- Protshuk, G., **16-2012**
- Provencal, D.P., **10-1640**
- Proverb, R.J., **17-0494**
- Prudent, N., **04-0139**
- Pruett, R.L., **15-1477**
- Pruitt, J.R., **15-0266**
- Pruitt, K.M., **13-0012, 13-0086**
- Prunier, L., **10-0208**
- Pruss, G.M., **17-0092**
- Pryor, W.A., **05-0202, 06-0064, 14-0001, 14-0027, 14-0062, 14-0093, 18-0054, 19-0353, 19-0356**
- Przemetchi, V., **19-0631**
- Przheval'skii, N.M., **18-0691**
- Przystas, T.J., **10-0530, 10-0536**
- Psaro, R., **19-0958**
- Psarras, T., **05-0103, 08-0062**
- Ptock, A., **19-1723**
- Pu, L., **16-0549, 16-0687, 16-0549**
- Puar, M.S., **10-0333**
- Pucheault, M., **12-0334, 15-1132**
- Pucher, R., **16-2015**
- Puchta, R., **02-0105, 02-0417**
- Puckette, T.A., **16-1195**
- Pudjaatmaka, H., **08-0059, 08-0064**
- Pudovik, A.N., **16-0213**
- Puerta, J.E., **10-0488**
- Puerta, M.C., **15-0284**
- Pugh, J.K., **08-0215**
- Pugh, R.L., **14-0457**
- Pugia, M.J., **10-0470**
- Pugin, B., **19-0221**
- Puglia, G., **11-0385, 11-0388, 11-0491**
- Puglis, J., **19-1295**
- Pugnaud, S., **15-2102**
- Pugsley, J.S., **19-0218**
- Puigjaner, C., **19-1031**
- Pujol, M.D., **10-0923, 19-0708**
- Puke, C., **16-1300**
- Pulay, A., **17-0058**
- Pulley, S.R., **15-2410**
- Pullman, A., **02-0003, 02-0007**
- Pullman, B., **02-0093, 02-0174, 02-0204**
- Pullmann, T., **13-0539**
- Pulpoka, B., **03-0140**
- Pumphrey, N.W.J., **01-0087**
- Pungente, M.D., **10-0758**
- Puniani, E., **16-0798**
- Punna, S., **13-0494**
- Punniyamurthy, T., **16-0143, 19-0120, 19-0572, 19-0681**
- Punta, C., **19-0120, 19-0588**
- Punzalan, E.R., **12-0617**
- Punzi, A., **10-1770, 16-1924**
- Pupowicz, D., **15-2349**
- Pupyshev, V.I., **15-0181**
- Purcell, J., **10-0351**
- Purcell, K.F., **10-0443**
- Purchase, M., **16-1562**
- Purdham, J.T., **10-0148**
- Purdie, N., **04-0117**
- Purdon, J.G., **15-0485**
- Purmort, J.I., **12-0413**
- Purnell, H., **10-0916, 15-0268**
- Purohit, V.G., **10-1621**
- Purpura, M., **10-1429**
- Purrrington, S.T., **11-0310, 11-0311, 12-0137, 12-0160, 12-0178, 14-0129**
- Pursiainen, J., **03-0170**
- Puterbaugh, W.H., **10-1284, 13-0764, 16-1141**
- Putinas, J.M., **16-2137**
- Pütter, R., **10-0615, 10-0616**
- Putz, G.J., **10-0279**
- Putzas, D., **08-0084**
- Puza, M., **11-0116**
- Puzitskii, K.V., **10-1833, 15-1375, 18-0422**
- Py, S., **15-1009**
- Pyatin, B.M., **10-0380, 10-0686**

- Pyatnitskii, Yu.I., **19-0412**
 Pye, C.C., **15-2062**
 Pyne, S.G., **16-1189, 16-1490**
 Pyor, W.A., **15-0050**
 Pyreseva, K.G., **12-0709**
 Pyron R.S., **15-2096, 15-2098**
 Pyryalova, P.S., **19-1180**
 Pytkowicz, J., **15-1136**
 Pyun, C., **10-1417**
 Pyun, S.-J., **10-1197, 14-0388**
 Pyykkö, P., **01-0002**
- Qabar, M.N., **15-1256**
 Qadir, M., **13-0401**
 Qaseer, H.A., **15-1534**
 Qi, H., **15-0065**
 Qi, J.Y., **15-1844**
 Qi, N., **19-1652**
 Qian, C., **10-1170, 15-1741, 16-0397**
 Qian, H., **15-0233**
 Qian, M., **12-0296**
 Qian, R., **16-0631**
 Qian, X., **16-0435, 16-1175, 16-1772**
 Qian, Z., **13-0255**
 Qian, Z.-s., **19-1040**
 Qiao, K., **15-0719**
 Qiao, X., **02-0074**
 Qin, B., **16-1438**
 Qin, J., **16-0932**
 Qing, F.-L., **16-0451**
 Qing, F.L., **15-0244, 15-1671**
 Qiu, L.-Q., **15-0604**
 Qiu, L.Q., **15-1844**
 Qiu, M., **15-2301**
 Qiu, X., **16-1172**
 Qiu, Z., **11-0439, 15-2436**
 Qu, Z., **19-1633**
 Quach, T.D., **10-0629, 13-0215, 13-0533**
 Quack, M., **04-0003**
 Quadbeck, G., **15-0265**
 Quadrelli, P., **15-1043**
 Quadri, M.L., **17-0369**
 Quai, M., **16-1258**
 Quallich, G.J., **19-1032**
 Quan, L.G., **15-2372, 16-0566**
 Quan, P.M., **13-0216, 13-0467, 15-1989**
 Quang, Y.V., **15-1964**
 Quaranta, E., **16-1842**
 Quartieri, S., **15-1951**
 Quast, H., **10-1000, 12-0476, 18-0642**
 Quayle, O.R., **16-1555**
 Quayle, P., **11-0492**
 Que Jr., L., **15-1666**
 Queen, A., **10-0079, 10-0084**
 Queffelec, J., **15-2181**
- Quéguiner, G., **13-0312, 13-0319**
 Querci, C., **15-1730, 19-0461**
 Quesnel, Y., **10-0549**
 Quesnelle, C.A., **13-0326**
 Quest, D.E., **12-0688**
 Qui, N.T., **12-0537**
 Quian, Y., **16-0684**
 Quici, S., **05-0253, 10-0469, 10-0470, 13-0404, 19-0109, 19-0182, 19-0185, 19-1050, 19-1776**
 Quiclet-Sire, B., **15-0385**
 Quideau, S., **11-0193**
 Quiles, F., **18-0875**
 Quillinan, A.J., **10-1769**
 Quinero, L., **10-1162**
 Quinet, C., **15-0316**
 Quiniou, H., **16-0209**
 Quinkert, G., **04-0136, 18-0863**
 Quinn, H.W., **03-0083**
 Quiñoá, E., **04-0106, 04-0108, 04-0109**
 Quiñonero, D., **13-0021**
 Quint, S., **10-0886, 16-1684**
 Quintanar-Audelo, M., **16-1081**
 Quintard, J., **16-2004**
 Quintavalla, A., **15-2056**
 Quintero, L., **16-0688**
 Quintin, J., **13-0308**
 Quiram, E.R., **15-0110**
 Quirante, J., **15-1240**
 Quirion, J.-C., **16-1280**
 Quirk, R.P., **08-0033, 08-0118**
 Quiroga-Feijoo, M.L., **16-0527**
 Qureshi, M.I., **04-0494**
- Ra, C.S., **12-0684**
 Raab, V., **08-0088**
 Raab, W., **10-1662**
 Raabe, D., **11-0321**
 Raabe, G., **01-0009, 15-1810, 16-0687**
 Raaen, V.F., **10-0079, 18-0040, 18-0056**
 Rabalais, J.W., **01-0013**
 Raban, M., **04-0032, 04-0200, 04-0202, 04-0204, 04-0250**
 Rabbat, P., **10-1062**
 Rabenstein, D.L., **02-0250**
 Raber, D.J., **10-0053, 10-0057, 10-0079, 10-0170, 10-0279, 10-0727**
 Rabeyrin, C., **10-1454**
 Rabideau, P.W., **02-0359, 02-0360, 02-0362, 02-0363, 04-0349, 15-0533, 15-0538, 15-0544, 15-0546**
 Rabinovich, D., **02-0292**
- Rabinovich, E.A., **12-0061**
 Rabinovitch, B.S., **05-0339, 12-0380**
 Rabinovitz, M., **02-0172, 02-0184, 02-0272, 02-0274, 02-0297, 02-0298, 02-0332, 04-0071, 05-0052, 10-0455, 10-0457, 15-0532, 15-0969, 17-0307, 19-1166, 19-1179**
 Rabinowitz, J.L., **15-1513, 18-0337**
 Rabinowitz, M., **02-0245**
 Rabinowitz, R., **16-1289**
 Rabjohn, N., **04-0516, 19-0468, 19-0553**
 Rablen, P.R., **01-0108, 02-0037, 04-0302, 04-0305, 04-0309, 16-2016**
 Racela, W., **08-0023**
 Racher, S., **07-0080**
 Racherla, U.S., **12-0557, 15-0660, 15-0672, 16-0707, 18-0252**
 Rachon, J., **12-0612, 18-0019**
 Rachoñ, J., **05-0356**
 Rack, E.P., **14-0051, 15-1514**
 Raczynska, E.D., **12-0085**
 Raczynska, E.D., **08-0087**
 Rad, A.A.R., **18-0321**
 Rad, M.N.S., **16-1789**
 Radeaglia, R., **04-0039**
 Radell, J., **03-0159**
 Rademacher, L.E., **17-0395**
 Rademacher, P., **04-0266, 04-0458**
 Radford, D.V., **03-0099**
 Radhakrishna Murti, P.S., **19-0622**
 Radhakrishna, A., **12-0227**
 Radhakrishna, A.S., **18-0272**
 Radhakrishna, P., **16-1671**
 Radhakrishnan, K.V., **13-0303**
 Radhakrishnan, U., **13-0562, 15-0854, 15-1389, 15-2372, 15-2379**
 Radi, M., **07-0119**
 Radics, L., **04-0225**
 Radinov, R., **15-1050**
 Radivoy, G., **19-1311**
 Radke, C.M., **18-0643**
 Radke, K.R., **13-0195**
 Radkiewicz-Poutsma, J.L., **18-0369**
 Radkowski, K., **15-0475**
 Radlick, P., **02-0255, 18-0268, 19-0446**
 Radner, F., **11-0101, 11-0135, 1-0160**
 Radom, L., **02-0186, 01-0112, 02-0014, 02-0028, 02-0172,**

- 04-0285, 05-0024, 08-0234,
 15-0538, 18-0219
 Radtke, R., 19-0023
 Radzik, D.M., 17-0240
 Radziszewski, J.G., 05-0269,
 02-0218, 04-0497, 04-0498
 Raecke, B., 11-0622
 Raepfel, S., 13-0608
 Raevskii, O.A., 03-0150,
 03-0110
 Rafati, M., 19-0246
 Rafei, M., 16-1646
 Rafel, S., 16-0772, 16-0777,
 16-0797
 Rafferty, P., 16-1954
 Rafikov, S.R., 16-1463
 Ragagnin, G., 15-1843, 19-0182
 Ragain, R.M., 10-0208
 Ragauskas, A.J., 05-0126
 Raghavachari, K., 10-0206
 Raghavan, A.S., 18-0473,
 18-0544
 Raghavan, K.V., 11-0248,
 11-0256, 16-1672, 19-0781
 Raghavan, M., 19-0735
 Raghavan, S., 19-0857
 Raghavendra, S., 10-1570
 Ragi, A., 19-0813
 Ragnarsson, U., 10-0992
 Ragoussis, N., 16-0982,
 19-1021
 Ragoussis, V., 16-0982
 Ragunathan, K.G., 03-0118
 Rahaim Jr., R.J., 11-0657
 Raheem, I.T., 07-0123
 Rahim, Md.A., 16-1357
 Rahimizadeh, M., 15-2366
 Rahm, A., 12-0014
 Rahman, A., 19-1316, 19-1487
 Rahman, A.-u., 10-0860
 Rahman, M., 19-0251
 Rahman, S.M.A., 10-0765
 Rahn, B.J., 10-1296
 Rai, A.N., 10-0631
 Rai, R., 12-0268
 Rai, R.S., 19-1097
 Raimondi, L., 15-1697, 15-1939
 Raimondi, M., 02-0006,
 02-0121
 Rainer, J.D., 15-1268
 Raines, R.T., 06-0048
 Rainier, J.D., 18-0816
 Rainka, M.P., 18-0726
 Rainsford, A.E., 17-0444
 Rainville, D.P., 12-0015,
 15-0651
 Rairama, R., 16-0562
 Raithby, P.R., 03-0017
 Raj, K.S., 10-0958, 10-1195
 Raj, C.P., 15-2023
 Raja, R., 19-1028
 Rajabi, J., 19-0151
 Rajadhyaksha, S.N., 19-0764
 Rajagopal, D., 16-1068
 Rajagopal, R., 11-0237,
 13-0415, 13-0491
 Rajagopal, S., 05-0409,
 10-0449, 10-0451,
 19-0831
 Rajagopalan, R., 19-0602
 Rajagopalan, S., 15-1186
 Rajakumar, P., 04-0077
 Rajan Babu, T.V., 15-1492
 Rajan, S., 12-0209, 13-0589
 RajanBabu, T.V., 15-0052,
 15-0762, 15-0798, 15-0820,
 15-1182, 15-0844
 Rajanna, K.C., 11-0122
 Rajappa, S., 16-1692, 18-0701
 Rajaram, J., 15-0436
 Rajaram, S., 19-1640
 Rajasekaran, K., 19-0831
 Rajasekhar, K., 10-0823
 Raje, P.S., 16-0386
 Rajender, A., 19-0857
 Rajendran, V., 07-0089
 Rajewski, R.A., 09-0094
 Rajkumar, A.B., 15-0586
 Rajkumar, G.A., 19-0085
 Rajkumar, M., 10-0942
 Rajogopal, R., 11-0131
 Rajput, A.S., 01-0077
 Raju, A.K., 16-0383
 Rajzmann, M., 05-0313,
 10-0443
 Rakhit, S., 13-0272, 15-1125
 Rakhmankulov, D.L., 05-0053,
 10-0528, 16-1470
 Rakitin, O.A., 13-0687
 Rákos, L., 10-0663
 Rakshit, A.B., 08-0237
 Raksis, J.W., 18-0267
 Raksit, A.B., 10-0345,
 10-0346
 Raley, J.H., 18-0083
 Ralph, E.K., 08-0220
 Ralte, S.L., 16-0125
 Ram, R.N., 16-0388
 Ram, S., 16-0371, 19-1203,
 19-1448
 Ram, S.R., 19-1208, 19-1257,
 19-1259, 19-1547
 Rama Rao, A.V., 16-0249,
 18-0330, 19-1018
 Rama, K., 10-1528
 Ramachandar, T., 10-0958,
 16-1618, 19-0692
 Ramachandraiah, G., 11-0239,
 11-0296
 Ramachandran, J., 16-0846
 Ramachandran, P.V., 15-0645,
 15-0674, 16-0699, 19-1016,
 19-1018, 19-1054, 19-1260
 Ramachary, D.B., 16-0877
 Ramadas, S.R., 16-0846
 Ramaiah, M., 14-0001
 Ramaiah, D., 07-0062, 07-0063
 Ramaiah, P., 19-0773
 Ramakers, J.E., 04-0485
 Ramakrishnan, V.T., 12-0707,
 17-0386
 Ramalingam, T., 10-0556,
 16-0149, 19-0302, 19-1253,
 19-1758
 Ramalingam, V.T., 16-0167
 Ramamurthy, V., 05-0409,
 07-0019, 07-0021, 07-0039,
 07-0044, 11-0558, 14-0229,
 15-2157, 15-2235
 Raman, J.V., 02-0054
 Ramana, A.V., 19-1266
 Ramana, C.V., 18-0309
 Ramana, K.V., 16-0088,
 19-1266
 Ramana, M.M.V., 11-0120
 Ramanathan, B., 15-0360
 Ramanathan, C.R., 04-0160
 Ramarao, C., 15-0420, 15-1667,
 19-0128, 19-0894
 Ramart-Lucas, P., 18-0130
 Ramaseshan, M., 15-0318
 Ramaswamy, S., 18-0563
 Rambaud, D., 15-0718
 Rambaud, M., 12-0621
 Rambo, E., 15-1805
 Ramchandani, R.K., 13-0410
 Ramdan, M., 16-1644
 Ramesh, C., 13-0399, 13-0604,
 13-0605, 16-0322, 16-1526,
 16-1527, 16-1532, 17-0442
 Ramesh, G., 10-1109
 Ramesh, M., 14-0387
 Ramesh, P., 10-0680
 Rameshkumar, C., 15-1389,
 15-1413
 Raminelli, C., 12-0290
 Ramirez, F., 16-1262, 16-1289,
 16-1302
 Ramming, C., 18-0781
 Rammler, D.H., 16-1716
 Rammoorthy, V., 19-1614
 Ramnarayan, K., 19-0960
 Ramnauth, J., 13-0272,
 15-1125, 17-0511
 Ramón, D.J., 16-0687
 Ramondén, Y., 10-1405
 Ramontini, M., 16-0392
 Ramos, A., 18-0570, 18-0858
 Ramos, B., 17-0379
 Ramos, E.C., 15-1077

- Ramos, J., 17-0155
 Ramos, J.H.R., 10-1800, 15-1334, 15-2150
 Rampalli, S., 15-0878
 Rampi, R.C., 13-0157
 Rampoldi, A., 10-0347
 Ramsay, D.A., 01-0052
 Ramsay, O.B., 04-0001, 17-0042
 Råmsby, S., 16-1827
 Råmsch, R.Y., 16-1497
 Ramsden, C.A., 02-0010, 02-0341
 Ramsden, H.E., 12-0457
 Ramsden, P.D., 04-0161
 Ramsey, B., 05-0052, 10-0165, 10-0166
 Ramsey, B.G., 01-0013
 Ramu, R., 16-1527
 Rana, K.K., 11-0246, 11-0247, 15-0255
 Rana, S., 16-0363
 Ranaivosata, J.-L., 05-0299
 Rancourt, J., 05-0242, 15-0053
 Rand, M.H., 16-0044
 Randad, R.S., 16-0493, 16-0706
 Randall, L.H., 02-0054
 Rander, K.D., 11-0191
 Randić, M., 02-0109, 02-0096, 04-0417
 Randl, S., 18-0781, 18-0792
 Randolph, C.L., 15-0707
 Rane, A.M., 10-0777, 15-1665
 Raner, K.D., 07-0115, 14-0116, 14-0119, 14-0122, 14-0163
 Ranes, E., 11-0145
 Rang, H., 04-0437
 Rangaishenvi, M.V., 15-0670, 19-1527
 Ranganathan, D., 15-2185, 18-0733, 19-0397
 Ranganathan, K., 15-1241
 Ranganathan, S., 15-2185, 18-0733, 19-0397
 Ranganayakulu, K., 05-0051
 Rangappa, K.S., 06-0084
 Rangarajan, R., 19-0558
 Rani, K.S., 10-1216
 Rani, N., 10-0848
 Rank, B., 19-0325
 Rankin, K.N., 19-0671
 Ranu, B., 19-0927, 19-0937
 Ranu, B.C., 10-0812, 10-0829, 10-1223, 11-0418, 15-0191, 15-0191, 15-0480, 15-0567, 15-0570, 15-0582, 15-0617, 15-1059, 15-1332, 16-0048, 16-0369, 16-0578, 16-0597, 16-1522, 16-1524, 16-1829, 17-0212, 17-0372, 17-0374, 18-0138, 19-0895, 19-0932, 19-0937, 19-0944, 19-1133, 19-1336, 19-1377
 Rao, A.B., 19-1022
 Rao, A.J., 16-0766
 Rao, A.S., 10-0494
 Rao, B.N., 11-0558
 Rao, C.G., 09-0009, 10-0179, 10-0320, 15-0666
 Rao, C.N.R., 02-0377, 03-0067
 Rao, C.T., 10-1107, 10-1131
 Rao, C.V., 16-1531
 Rao, D.P., 13-0575
 Rao, D.V., 11-0594, 19-0554
 Rao, G.V., 10-0909, 19-1270, 19-1382, 19-1637, 19-1693
 Rao, H.S.P., 15-1311, 16-0162
 Rao, J.M., 10-0601, 15-2252, 18-0429, 18-0435, 19-1031, 19-1555
 Rao, K., 10-0958
 Rao, K.R., 10-0546, 10-0579, 10-0671, 10-0925, 10-0927, 10-0958, 19-0032, 19-0200, 19-0229, 16-0125
 Rao, K.V., 10-1195
 Rao, K.V.R., 19-0121
 Rao, M.L.N., 13-0327, 13-0336
 Rao, M.S., 16-0871, 16-1374
 Rao, M.V., 16-0089
 Rao, N.V., 10-1138, 16-0084, 16-0337, 16-1781
 Rao, P.B., 15-1791, 15-1807, 15-1812, 16-1321, 18-0361
 Rao, P.D., 16-0771
 Rao, P.P., 10-1195
 Rao, P.S., 19-1193
 Rao, R., 11-0233
 Rao, R.J., 10-1123, 19-1555
 Rao, R.S., 11-0435, 15-2134
 Rao, S.A., 14-0378, 15-0950, 15-0953, 16-0645
 Rao, S.N., 10-0459
 Rao, T.S., 11-0273
 Rao, V.D., 04-0160
 Rao, V.V.R., 14-0395, 15-0665
 Rao, V.V.V.N.S.R., 19-1193
 Rao, Y.S., 19-0110
 Raphael, R.A., 04-0451
 Rappoport, H., 13-0741, 16-1817, 16-1823, 16-2024, 19-0470, 19-1088
 Raposo, C., 15-1938
 Rapp, M.W., 10-0430
 Rappa, A., 13-0676, 15-0550
 Rappe, A.K., 15-1761, 04-0397
 Rappe, C., 12-0140, 12-0141, 17-0344, 18-0194, 18-0202, 18-0205, 18-0209
 Rappé, A.K., 18-0836
 Rappoport, Z., 05-0254, 01-0009, 01-0045, 02-0038, 02-0343, 02-0381, 02-0393, 02-0394, 02-0395, 02-0396, 02-0397, 02-0399, 02-0405, 03-0097, 03-0125, 04-0026, 04-0047, 04-0408, 04-0409, 04-0410, 04-0421, 04-0431, 04-0435, 04-0464, 04-0506, 05-0068, 05-0119, 05-0136, 05-0241, 05-0314, 05-0316, 05-0404, 07-0064, 08-0061, 08-0071, 09-0032, 10-0115, 10-0136, 10-0237, 10-0240, 10-0241, 10-0242, 10-0244, 10-0245, 10-0247, 10-0248, 10-0249, 10-0255, 10-0265, 10-0266, 10-0293, 10-0315, 10-0391, 10-0403, 10-0423, 10-0440, 10-0839, 10-1036, 10-1265, 10-1785, 11-0227, 11-0370, 11-0444, 12-0059, 12-0083, 12-0086, 12-0095, 12-0699, 13-0027, 13-0037, 13-0049, 13-0052, 13-0691, 14-0301, 15-0035, 15-0037, 15-0038, 15-0039, 15-0050, 15-0075, 15-0077, 15-0106, 15-0435, 15-0513, 15-0572, 15-0705, 15-1499, 15-1790, 15-1932, 15-1986, 15-1991, 15-2234, 15-2261, 15-2283, 16-0012, 16-0972, 16-1166, 16-1169, 16-1421, 16-2124, 17-0047, 17-0055, 17-0056, 17-0148, 17-0300, 17-0367, 17-0387, 17-0424, 17-0450, 17-0458, 18-0159, 19-0021, 19-0258, 19-0633, 19-0738, 19-0795, 19-0812, 19-0920, 19-1166, 19-1179, 19-1561
 Raptis, M., 19-0250
 Rasanen, M., 04-0297
 Rashatasakhon, P., 13-0233
 Rashchupkina, Z.A., 10-1598
 Rasheed, M.A., 18-0608, 19-0857
 Rashid, S.M.K., 15-2164
 Rasmussen, J.K., 10-1650, 10-1662, 12-0199, 12-0311, 16-1233, 16-1425, 16-2110
 Rasmussen, J.R., 12-0013
 Rasmussen, K.G., 16-0944
 Rasmussen, S.C., 13-0195
 Rasmussen, S.E., 10-0005, 11-0424
 Rasmussen, T., 16-0685
 Rasne, R.M., 15-1029, 15-1041
 Raspin, K.A., 14-0457
 Raspoet, G., 18-0306

- Rassat, A., **05-0208, 05-0258, 16-1290, 19-0962**
- Rassias, G.A., **15-1782**
- Rassu, G., **16-0984**
- Rasteikiene, L., **15-1601**
- Rastelli, A., **15-1731, 15-1733, 15-1736, 15-1944, 15-1951, 19-0519**
- Rastetter, W.H., **15-1728**
- Raston C.L., **09-0084, 09-0120, 09-0121, 10-1321, 12-0574, 12-0579, 12-0582, 15-0947, 16-0610, 16-0883**
- Rasul, G., **05-0093, 11-0119, 11-0236**
- Ratajczak, F., **19-0189**
- Ratajczak, H., **03-0037, 18-0028, 18-0046**
- Ratajczyk, T., **04-0299**
- Ratcliffe, A.J., **10-0537**
- Ratcliffe, P.D., **16-1383, 19-0126**
- Ratcliffe, R., **10-1118, 19-0079**
- Rath, N.P., **07-0062**
- Rathjen, H., **12-0345**
- Rathke, M.W., **04-0512, 10-1633, 10-1745, 10-1746, 10-1751, 10-1754, 10-1761, 12-0176, 12-0487, 15-1183, 16-0809, 16-0812, 16-1133, 16-1235, 16-1249, 16-2006, 16-2013, 16-2015, 16-2019, 16-2020, 18-0422, 18-0425, 18-0430, 18-0431, 19-0059, 19-0841**
- Rathmell, R.E., **15-0887**
- Rathore, R., **10-1331, 19-0272, 19-0560**
- Ratnam, K.R., **10-1131**
- Ratnasamy, P., **13-0399**
- Ratovelomanana, V., **10-1297**
- Ratovelomanana-Vidal, V., **19-1028**
- Ratts, K.W., **15-0397**
- Ratusky, J., **11-0622, 11-0623, 11-0624, 11-0625**
- Rau, A., **18-0616**
- Rau, H., **07-0009**
- Rau, M., **15-0036**
- Raubo, P., **19-1395**
- Raucher, D.J., **15-2406**
- Rauchfuss, T.B., **16-0213**
- Raudenbusch, W., **17-0404, 17-0456**
- Rauhut, M.M., **06-0035, 06-0036, 13-0755**
- Rauk, A., **01-0101, 04-0033, 04-0036, 04-0247, 04-0285, 05-0078, 08-0144, 10-0280, 12-0232, 18-0166**
- Rauleder, G., **18-0028**
- Raulins, N.R., **18-0594, 18-0654**
- Raunio, E.K., **15-0047**
- Rausch, B.J., **15-1447**
- Rausch, M.D., **02-0166, 12-0392**
- Raut, S.V., **17-0265**
- Rautenstrauch, C.W., **09-0089**
- Rautenstrauch, V., **14-0237, 18-0407, 18-0729, 18-0730, 18-0738, 19-0962, 19-0964**
- Ravard, A., **17-0315**
- Ravasio, N., **19-0958**
- Raveendran, P., **09-0095**
- Ravenek, W., **15-1494**
- Ravenscroft, M.D., **13-0036**
- Ravichandran, S., **19-0646**
- Ravikumar, K.S., **19-0938, 19-0948**
- Ravindran, N., **12-0492, 12-0494, 15-0659, 18-0447**
- Ravindran, T., **19-1282**
- Ravindranath, B., **16-1769, 17-0197**
- Ravindranath, N., **16-1526, 16-1527, 16-1532**
- Ravindranathan, M., **09-0009, 10-0133, 10-0320, 15-0792, 18-0106, 18-0107**
- Ravindranathan, T., **10-1068, 15-1887, 15-2185, 16-0243, 18-0450**
- Raw, A.S., **19-1680**
- Raw, S.A., **16-1278, 16-1407**
- Rawal, V.H., **10-1026, 13-0332, 14-0298, 15-2003, 15-2132, 18-0513**
- Rawalay, S.S., **19-0664**
- Rawat, M., **15-2412**
- Rawdah, T.N., **05-0002**
- Rawlinson, D.J., **11-0183, 14-0149, 14-0196, 14-0246, 14-0249, 14-0251, 15-1608, 18-0865**
- Rawson, R.J., **15-2330**
- Ray Jr., W.J., **13-0779**
- Ray, A., **19-1607**
- Ray, C.A., **15-2123**
- Ray, G.C., **18-0825**
- Ray, R., **15-1660**
- Ray, S., **16-1610**
- Ray, T., **19-0576**
- Rayadh, A., **15-1029, 15-1328**
- Rayanakorn, M., **10-0916, 15-0268**
- RayMahasay, S., **11-0054**
- Raymo, F.M., **02-0312, 03-0200**
- Raymond, K.N., **02-0254**
- Rayner, C.M., **09-0107, 13-0407, 13-0426, 15-2036**
- Raynie, D.E., **09-0093**
- Raza, A., **16-0744**
- Razdan, R.K., **14-0378**
- Razin, V.V., **16-1680**
- Razinger, M., **04-0101**
- Razumovskii, S.D., **19-0345, 19-0357, 19-0359**
- Razuvaev, G.A., **09-0020, 12-0438, 14-0293**
- Razzuk, A., **13-0080**
- Rea, D.G., **04-0378**
- Read de Alaniz, J., **16-0726**
- Read, D., **04-0248, 04-0249**
- Read, R.A., **17-0094**
- Read, R.W., **10-1027**
- Read, T.O., **13-0086**
- Reader, J.C., **15-2083**
- Radio, P.D., **14-0040, 14-0183, 15-0124**
- Readman, J.M., **11-0057**
- Readshaw, S.A., **04-0366, 04-0367**
- Ready, J.M., **10-0583**
- Reagan, J., **19-0352**
- Reagan, M.T., **08-0122, 19-1276**
- Reale, A., **19-1714**
- Reardon Jr., E.J., **12-0080, 15-2350**
- Reardon, R.C., **05-0406**
- Rebbert, R.E., **07-0049**
- Rebeiro, G.L., **11-0432, 18-0716**
- Rebek Jr., J., **03-0150, 15-2025**
- Rebek, J., **16-1799, 16-1817, 18-0615**
- Rebeller, M., **19-1421**
- Reber, G., **01-0011**
- Rebiere, F., **15-2064, 19-0822**
- Rebollo, F., **19-1022**
- Reboul, E., **16-1078**
- Recca, A., **19-1714**
- Rechsteiner, B., **16-0294**
- Recktenwald, G., **19-1689**
- Recupero, F., **19-0120, 19-0181, 19-0331, 19-0588, 19-0612, 19-1047**
- Reddy, A.C., **10-0854**
- Reddy, A.S., **16-1747**
- Reddy, A.V.N., **10-1030**
- Reddy, B.G., **15-2007**
- Reddy, B.M., **12-0738, 16-0149**
- Reddy, B.S.N., **19-1268**
- Reddy, B.S.P., **19-1268**

- Reddy, B.V.S., **09-0115**,
10-0556, **10-0682**, **10-0822**,
10-0823, **10-0865**, **10-0958**,
10-0963, **10-1195**, **10-1550**,
10-1570, **11-0219**, **11-0435**,
13-0147, **13-0159**, **13-0655**,
14-0308, **15-1004**, **15-1035**,
15-1327, **15-1340**, **15-1606**,
15-2134, **16-0149**, **16-0167**,
16-0169, **16-0233**, **16-0279**,
16-0324, **16-0332**, **16-0383**,
16-0604, **16-0763**, **16-0871**,
16-1174, **16-1175**, **16-1476**,
16-1531, **17-0366**, **17-0399**,
18-0301, **18-0608**, **18-0662**,
19-0031, **19-0032**, **19-0302**,
19-1551, **19-1594**, **19-1758**
- Reddy, C.K., **15-1143**
- Reddy, Ch.G., **10-1131**
- Reddy, Ch.K., **10-0231**
- Reddy, Ch.R., **10-1123**,
16-0093, **16-0355**, **19-1453**,
19-1555
- Reddy, Ch.S., **10-0823**,
16-0176, **16-1172**
- Reddy, Ch.V., **15-1001**,
19-0781
- Reddy, D.R., **19-0483**
- Reddy, D.S., **03-0070**, **18-0297**,
19-0682, **19-1382**
- Reddy, E.B., **16-0333**
- Reddy, E.J., **16-0930**
- Reddy, G.D., **15-1217**, **15-2231**
- Reddy, G.J., **11-0333**, **19-1032**,
19-1035
- Reddy, G.R., **16-1172**, **16-1747**
- Reddy, G.S., **10-1139**, **16-0080**,
16-0252, **16-1348**, **16-1608**,
16-1611, **16-1748**, **16-1906**,
16-2154, **19-0864**, **19-1599**
- Reddy, G.S.K., **19-1195**
- Reddy, G.S.K.K., **10-0930**,
16-0604
- Reddy, G.V., **19-1193**, **19-1270**
- Reddy, G.V.S., **10-0909**,
19-1637
- Reddy, J.P., **19-1149**
- Reddy, J.S.S., **15-2134**
- Reddy, K.B., **10-0930**, **14-0308**
- Reddy, K.L., **19-1195**
- Reddy, K.V., **16-0052**, **16-1404**,
18-0701
- Reddy, L.R., **10-0579**, **10-0925**,
10-0927, **10-0958**
- Reddy, M.A., **10-0546**, **10-0579**,
10-0925, **10-0927**, **10-0958**,
19-0200
- Reddy, M.M., **16-1341**,
16-1748, **19-1551**
- Reddy, M.R., **16-1973**
- Reddy, M.S., **16-0784**, **19-0229**
- Reddy, M.S.K., **16-0090**
- Reddy, M.V., **16-0093**, **16-1618**,
19-1237
- Reddy, M.V.R., **16-0699**,
19-0595
- Reddy, N.K., **15-1552**
- Reddy, N.P., **12-0748**, **13-0174**,
19-0219
- Reddy, N.R., **13-0405**, **16-0784**
- Reddy, N.V., **16-1172**
- Reddy, P.G., **12-0732**
- Reddy, P.M., **13-0655**
- Reddy, P.N., **15-0270**
- Reddy, P.P., **16-0329**, **19-0682**
- Reddy, P.S., **19-1541**
- Reddy, P.S.M.M., **10-0560**
- Reddy, P.S.N., **16-0329**,
19-0682
- Reddy, P.S.R., **16-0871**
- Reddy, P.T., **15-1004**, **16-0324**,
16-1175, **19-1022**, **19-1031**
- Reddy, P.V., **10-0958**
- Reddy, R., **15-0933**
- Reddy, R.M., **16-0807**
- Reddy, R.S., **15-0612**
- Reddy, R.T., **19-0823**
- Reddy, S., **11-0587**
- Reddy, T.I., **16-1178**
- Reddy, V.L.N., **10-0680**
- Reddy, V.P., **11-0119**, **15-2049**,
18-0548
- Reddy, V.R., **12-0738**, **16-0149**
- Reddy, Y.K., **13-0346**
- Reddy, Y.R., **18-0606**
- Redecker, T., **05-0174**
- Redgrave, A.J., **15-1724**
- Redlich, O., **03-0160**
- Redlich, S., **13-0380**
- Redman, R.P., **17-0052**,
17-0102
- Redmond, W., **13-0717**
- Redmore, D., **17-0510**, **18-0159**,
18-0174, **18-0194**, **18-0217**,
18-0237, **18-0569**
- Redpath, J., **15-0878**
- Redvanly, C.S., **18-0224**
- Redwine, O.D., **05-0219**
- Ree, B., **05-0050**, **10-0198**
- Reece, P.A., **10-1758**
- Reed, C.A., **09-0111**, **05-0008**,
05-0009, **08-0106**
- Reed, D., **13-0654**
- Reed, D.W., **14-0188**
- Reed, J.N., **12-0512**
- Reed, K.W., **18-0362**
- Reed, L.L., **02-0163**
- Reed, R., **12-0591**
- Reed, R.G., **19-1334**
- Reed, S.A., **04-0389**
- Reed, S.C., **05-0351**
- Reedich, D.E., **17-0508**
- Reedijk, J., **10-0925**, **19-0183**
- Reek, J.N.H., **13-0177**, **19-1022**
- Reents Jr., W.D., **11-0101**
- Rees, C.W., **02-0267**, **02-0270**,
05-0327, **15-1894**, **15-2325**
- Rees, J.H., **01-0042**
- Rees, L., **11-0142**
- Rees, T.C., **15-0867**
- Reese, C.B., **11-0556**, **12-0354**,
16-0093, **16-1459**, **18-0509**,
19-1130
- Reese, O., **15-1104**
- Reetz, M.T., **10-1381**, **10-1383**,
10-1389, **10-1508**, **10-1613**,
10-1624, **11-0427**, **13-0397**,
14-0049, **15-0413**, **15-0600**,
15-0926, **15-1125**, **15-1134**,
16-0492, **16-0493**, **16-0519**,
16-0520, **16-0564**, **16-0580**,
16-0647, **16-0677**, **16-0679**,
16-0684, **16-0709**, **16-0946**,
16-1033, **16-1077**, **16-1088**,
16-1090, **16-1204**, **17-0199**,
18-0892, **18-0893**, **19-0027**
- Reeve, W., **08-0050**, **17-0395**
- Reeves, R.L., **16-0099**, **16-0266**,
16-0969
- Reeves, W.P., **10-1006**,
11-0233
- Refvik, M.D., **19-1525**
- Regen, S.L., **07-0080**, **07-0087**,
10-0469, **10-0470**, **10-0709**,
10-0808, **17-0307**, **19-0099**
- Reger, D.L., **15-0417**
- Reggel, L., **15-0549**
- Reginato, G., **15-1068**, **16-0217**,
17-0209, **17-0209**
- Regis, R.R., **12-0187**
- Regitz, M., **01-0009**, **04-0479**,
05-0364, **05-0381**, **10-0390**,
12-0214, **13-0693**, **15-2360**,
16-2165, **17-0281**, **17-0496**,
18-0215, **18-0495**, **18-0496**,
18-0643, **19-0297**
- Réginc, S., **18-0308**
- Regnourf-de-Vains, J.-B.,
03-0125
- Regulski, T.W., **15-0016**
- Rehan, A.H., **16-1303**
- Rehborn, D.C., **13-0479**
- Rei, M., **15-0259**, **15-0260**
- Reibenspies, J.H., **15-0425**
- Reich, C.J., **10-0517**
- Reich, H.J., **05-0119**, **05-0141**,
05-0177, **05-0181**, **10-0114**,
10-1714, **12-0245**, **12-0629**,
15-1113, **17-0290**, **17-0292**,
17-0293, **18-0733**, **19-0827**

- Reich, I.J., 12-0245
 Reich, I.L., 10-0114, 17-0293
 Reich, S.D., 10-0148
 Reichard, D.W., 05-0126
 Reichardt, C., 10-0399,
 10-0428, 10-0430, 10-0443,
 10-0445, 10-0446, 10-0447,
 14-0114
 Reichel, C.J., 16-0405
 Reichenbach, T., 15-0862
 Reichenbacher, P.H., 18-0043
 Reichle, R., 18-0024
 Reichle, W.T., 12-0001
 Reichlin, D., 15-2063
 Reichmanis, E., 02-0257,
 02-0274
 Reichwein, J.F., 15-1444
 Reid, C.G., 14-0269
 Reid, C.S., 10-1549
 Reid, D.H., 02-0131, 19-0254
 Reid, D.J., 10-0079
 Reid, E.E., 16-1782
 Reid, G., 03-0114
 Reid, I., 12-0072
 Reid, M., 16-1278
 Reid, S.N., 16-1138
 Reider, P.J., 04-0197, 09-0105,
 13-0237, 13-0385, 13-0504,
 15-0440, 15-1038, 16-0280,
 19-0673, 19-0678, 19-1148
 Reiding, D.J., 11-0596
 Reif, L., 11-0603
 Reiff, H., 16-1056
 Reiffers, S., 19-1738
 Reihls, S., 15-1839
 Reijnders, P.J.M., 10-1252
 Reikhsfel'd, V.O., 15-2362
 Reimlinger, H., 12-0057
 Rein, B.M., 10-1096, 13-0252
 Rein, T., 14-0252, 16-1308,
 16-1314
 Rein, T., 16-1326
 Reinecke, M.G., 13-0049
 Reinehr, D., 15-0866
 Reineke, C.E., 18-0044
 Reinhardt, L.A., 05-0326
 Reinheimer, J.D., 13-0086
 Reinhold, U., 16-0857
 Reinhoudt, D.N., 03-0101,
 03-0113, 03-0172, 15-2166
 Reinke, L.A., 05-0260
 Reinmuth, O., 10-1231,
 10-1321, 10-1536, 12-0558,
 12-0574, 16-0464, 16-0842,
 16-0851, 16-0951, 16-1921,
 16-1931, 16-1934
 Reis, H., 15-1378
 Reis, Ö., 13-0349, 19-0494
 Reisch, J., 15-0359
 Reisdorf, D., 19-0836
 Reisenauer, H.P., 02-0164
 Reiser, O., 16-1158, 16-1308
 Reiser, O.B., 16-1326
 Reisse, J., 07-0075, 07-0076,
 07-0080, 07-0082, 16-0578
 Reisser, M., 15-0757
 Reissig, H., 04-0410, 15-0128
 Reissig, H.-U., 16-0671,
 16-0735
 Reißig, H.-U., 16-0736
 Reist, E.J., 10-1119, 17-0220
 Reister, S., 11-0240
 Reiter, M., 15-0229
 Reitman, M., 13-0548
 Reitsma, B.H., 04-0127,
 04-0146, 15-0597
 Reitz, A.B., 16-1255, 16-1298,
 16-1303, 16-1323, 16-1324,
 16-1325
 Reitz, D.B., 05-0124, 10-1720
 Reitz, O., 06-0061
 Reitz, R.R., 18-0844
 Reitz, T.J., 10-0993
 Rekasheva, A.F., 10-0520,
 10-0573
 Rekker, R.F., 11-0613
 Rekowski, V., 05-0290
 Rele, S., 19-1708, 19-1716
 Rella, M.R., 19-0235
 Reller, A., 15-0459
 Remanick, A., 18-0100
 Remar, J.F., 10-0803
 Rembaum, A., 02-0026
 Remenar, J.F., 12-0422
 Remennikov, G., 10-0355
 Remington, R.B., 02-0062
 Remion, J., 16-1879
 Remizova, T.B., 18-0182
 Remorova, A.A., 11-0332
 Rempala, P., 05-0392
 Remuson, R., 10-1216
 Ren, J., 16-0270
 Ren, L., 15-1394
 Ren, P., 12-0359, 12-0361,
 15-2432
 Ren, P.-D., 15-0508, 15-0566,
 16-0655, 16-0663,
 19-1325
 Ren, P.D.-D., 19-1226
 Ren, R.X., 10-1088, 13-0126,
 13-0270, 16-0312, 18-0317
 Ren, S.-K., 19-0082
 Ren, S.K., 18-0154
 Ren, Z., 16-1172
 Renaldo, A.F., 18-0618
 Renard, G., 10-0179
 Renard, M., 19-1796
 Renard, P.-Y., 10-0848
 Renaud, J.-L., 10-1463,
 10-1534, 15-0428, 19-1684
 Renaud, P., 10-0503, 15-0664,
 15-1195, 15-1235, 15-1263,
 15-1264, 15-1266, 17-0299
 Renaud, R.N., 11-0116
 Renaut, P., 15-1972
 Rendenbach, B.E.M., 15-1042
 Render, D., 16-0034
 Rendleman, J., 14-0033,
 14-0328
 Renehan, M.F., 15-1773,
 15-1835
 Renes, G., 04-0283
 Renga, J.M., 12-0245, 17-0293
 Renger, B., 10-1721, 13-0166,
 19-1281
 Renk, E., 14-0102, 14-0130,
 17-0452
 Renko, Z.D., 15-1716
 Renneboog, R., 08-0232
 Renneke, R.F., 14-0282,
 19-0061
 Rennels, R.A., 11-0182,
 13-0642, 13-0643
 Renner, R., 14-0169
 Rennick, L.E., 15-0406
 Rennie, R.A.C., 15-0401,
 19-0873
 Reno, D.S., 04-0175, 04-0197
 Renslo, A.R., 15-2036, 15-2125
 Rentea, C.N., 19-0631
 Renton, P., 13-0272
 Repintzsch, M., 10-0133
 Renugopalakrishnan, V.,
 04-0302
 Renz, M., 18-0350
 Répási, J., 13-0537
 Repic, O., 11-0254, 16-1825,
 19-0680
 Répichet, S., 11-0423
 Repinskaya, I.B., 15-0623
 Repič, O., 10-0721, 13-0179,
 15-2331
 Reppe, C., 12-0142
 Reppe, W., 15-2362
 Requin, F., 04-0127, 04-0146,
 15-0597
 Řeřicha, R., 17-0026
 Rerick, M.N., 19-0874,
 19-1388, 19-1389
 Resek, J.E., 19-0052
 Reshef, D., 15-0220
 Reshotova, I.G., 15-0533
 Resmini, M., 15-2017
 Resnick, S., 12-0192
 Resouly, P.M., 13-0298,
 13-0529
 Respass, W.L., 15-1063
 Respondek, J., 16-1328
 Resta, S., 15-0899, 15-1855
 Rétey, J., 10-1179

- Rettig, S., **04-0390**
 Réty, J., **04-0151**
 Reuben, D.M.E., **19-1063**
 Reuchlein, H., **02-0084**
 Reucroft, J., **16-1323**
 Reuliaux, V., **16-1847**
 Reum, M.E., **15-2277**
 Reuman, M., **10-1307, 12-0405**
 Reusch, W., **18-0196, 19-1426, 19-1457**
 Reuss, R.H., **12-0155, 19-0479**
 Reutov, O.A., **04-0025, 05-0099, 05-0100, 05-0129, 08-0013, 08-0014, 10-0242, 10-0341, 10-0478, 10-0484, 10-0488, 10-0489, 10-0490, 10-0769, 10-1310, 12-0002, 12-0017, 12-0034, 12-0037, 12-0043, 12-0045, 12-0506, 12-0626, 12-0670, 13-0267, 15-0030, 15-0263, 16-1301, 16-2059, 18-0026, 18-0028, 18-0035, 18-0044, 18-0046, 18-0250, 18-0250, 18-0408**
 Reutov, V.M., **05-0130**
 Reuvers, J.T.A., **17-0296**
 Reuwer Jr., J.F., **12-0099**
 Revetllat, J., **12-0087**
 Revial, G., **15-1044**
 Revis, A., **16-1076**
 Revuelta, J., **19-1231**
 Rewicki, D., **05-0100, 08-0014**
 Rey, M., **15-2213, 18-0389**
 Rey, P., **05-0291, 15-0375**
 Reye, C., **12-0593, 15-0290, 13-0481**
 Reymond, J.-L., **15-1759**
 Reymond, S., **10-1155**
 Reynolds, G.F., **12-0040**
 Reynolds, J., **12-0717**
 Reynolds, J.D., **09-0049**
 Reynolds, N.J., **16-0472**
 Reynolds, N.T., **19-0704**
 Reynolds, W.F., **01-0042, 02-0036, 09-0041, 09-0052, 09-0064**
 Reynolds-Warnhoff, P., **19-0975**
 Reza-Elahi, S., **15-0520**
 Rezaei, H., **15-1983**
 Rezaeifard, A.-R., **19-0819**
 Rezaei, N., **18-0314**
 Rezende, M.C., **08-0083, 10-0725, 10-0850, 11-0495, 12-0672, 16-1632, 16-1863, 16-1863**
 Reznikov, V.A., **05-0254, 05-0261, 05-0262**
 Rheault, T.R., **15-1216**
 Rhee, C.K., **19-0943, 19-0945, 19-0947**
 Rhee, E.S., **18-0740, 18-0752, 18-0753**
 Rhee, H., **18-0327, 19-0309**
 Rhee, I., **12-0529, 13-0617, 13-0619**
 Rhee, S., **15-0712, 18-0417**
 Rheingold, A.L., **15-1871, 16-0154, 16-1352**
 Rho, M.M., **09-0009**
 Rhoads, S.J., **18-0594, 18-0654**
 Rhode, O., **19-0480**
 Rhodes, C.J., **05-0245, 05-0323**
 Rhodes, R.A., **10-1187**
 Rhodes, S., **10-0499**
 Rhodes, Y.E., **10-0148, 10-0150, 10-0198, 19-0847**
 Rhom, D., **10-0239**
 Rhyoo, H.Y., **19-1042, 19-1044**
 Riant, O., **15-2064, 19-1045, 19-1684**
 Riazi-Kermani, F., **16-0578**
 Ribagorda, M., **12-0470, 13-0354, 13-0355**
 Ribas, J., **03-0076, 03-0079**
 Ribbons, D.A., **15-1721**
 Ribe, S., **09-0092, 18-0661**
 Ribeiro, A.A., **16-0998**
 Ribeiro, C.M.R., **15-0277, 16-0831**
 Riber, D., **15-1338**
 Ribo, J., **18-0222**
 Ricci, A., **01-0042, 10-1495, 13-0098, 15-1068, 16-0217, 16-0926, 17-0209**
 Ricci, M., **15-1730, 19-0456, 19-0461**
 Rice, G., **02-0364**
 Rice, J.E., **02-0062**
 Rice, K., **15-2439**
 Rice, K.C., **11-0531, 16-0148**
 Rice, S.A., **06-0008**
 Rice, S.N., **05-0403**
 Rich, A.E., **16-0284**
 Rich, J.D., **14-0423**
 Rich, N., **04-0378**
 Richard J.P., **08-0063**
 Richard, C., **05-0354**
 Richard, C.S., **19-1250**
 Richard, J.P., **05-0011, 05-0019, 05-0094, 05-0096, 10-0001, 10-0058, 10-0083, 10-0084, 10-0294, 12-0044, 12-0101, 18-0304**
 Richard, T.J., **15-1728**
 Richards Jr., C.A., **05-0331**
 Richards, A.C., **01-0087**
 Richards, C.J., **16-1432**
 Richards, D.H., **10-0764**
 Richards, J.J., **13-0522**
 Richards, K.E., **11-0083, 11-0107**
 Richards, M., **19-1186**
 Richards, R.M., **04-0090**
 Richards, S.N., **19-0253**
 Richards, W.G., **02-0014**
 Richardson, D.B., **05-0377, 12-0383**
 Richardson, D.E., **10-0403, 10-0728, 15-1793**
 Richardson, J., **16-1386**
 Richardson, K.S., **02-0008, 05-0025, 16-0044**
 Richardson, P.F., **15-1530, 18-0362**
 Richardson, P.R., **15-1529**
 Richardson, W.H., **05-0306, 12-0638, 14-0084, 17-0122, 19-1716**
 Richarz, W., **10-0900**
 Riche, C., **15-2234**
 Richens, D.T., **19-0611**
 Richert, S.A., **19-0609**
 Richey Jr., H.G., **05-0034, 05-0035, 05-0047, 05-0048, 05-0050, 05-0068, 05-0108, 05-0118, 10-0129, 10-0132, 10-0188, 10-0192, 13-0028, 15-0035, 15-0106, 15-0860, 15-0861, 15-0862, 15-0867, 16-0468, 16-0516, 16-0574, 16-0925, 18-0590**
 Richey, J.M., **05-0068, 13-0028, 15-0035, 15-0106**
 Richheimer, S.L., **10-1737**
 Richman, J.E., **10-1614, 10-1698, 15-1348**
 Richmond, G.D., **10-1589**
 Richmond, M.I., **16-0687**
 Richter, M.J., **15-1769**
 Richter, R., **10-1089, 16-1755**
 Richter, W.J., **12-0109**
 Richter-Addo, G.B., **15-1616**
 Rickards, B., **15-1444, 15-1445**
 Rickborn, B., **10-0227, 10-0497, 10-1542, 12-0002, 12-0424, 12-0504, 12-0551, 15-0187, 17-0147, 17-0475, 18-0094, 18-0255, 19-0930**
 Rickett, D.O., **18-0025**
 Rico, I., **10-1006**
 Rico, J.G., **19-1680, 19-1709**
 Ridd, J.H., **01-0042, 11-0029, 11-0030, 11-0041, 11-0042, 11-0043, 11-0064, 11-0083, 11-0095, 11-0101, 11-0104, 11-0119, 11-0125, 11-0148, 11-0156, 11-0273, 11-0577, 11-0639, 12-0699, 13-0696, 13-0697, 13-0698**

- Riddell, F.G., **04-0319, 04-0354, 04-0357, 04-0382**
 Rideout, D., **09-0091**
 Rideout, D.C., **15-2029**
 Rider, H.D., **10-1033**
 Ridvan, L., **03-0185**
 Rieber, M., **12-0414**
 Rieche, A., **11-0488, 11-0489, 13-0244, 13-0245, 13-0247**
 Ried, W., **16-1183, 16-2047, 17-0513**
 Riede, J., **01-0011**
 Riedel, M., **16-0292**
 Riedel, O., **11-0622**
 Riediker, M., **16-0684**
 Riefling, B., **14-0382**
 Rieger, A.L., **14-0183, 14-0184**
 Rieger, D.L., **16-1015**
 Rieger, H., **19-0267**
 Rieger, R., **15-2061**
 Riego, J.M., **16-1686, 18-0308**
 Riehl, J.J., **12-0315**
 Rieke, R.D., **10-1227, 12-0561, 12-0595, 12-0597, 12-0598, 12-0599, 12-0600, 12-0601, 12-0602, 13-0465, 16-0564, 16-0812, 16-0817, 16-1899, 16-1907, 16-1908, 19-1654, 19-1710**
 Rieker, A., **05-0230, 05-0234, 13-0704, 19-1573**
 Riela, S., **15-0224**
 Riemenschneider, J.L., **10-0181**
 Riemenschneider, K., **15-0101**
 Rienkena, E., **19-1334**
 Rienstra-Kiracofe, J.C., **01-0025, 05-0385**
 Riera, A., **07-0091, 10-0921, 15-1437, 15-2364, 16-0687, 19-1031**
 Riera, J., **05-0256**
 Riermeier, T.H., **13-0162, 16-0344, 16-0373, 19-1158**
 Ries, M., **15-1919**
 Riesen, A., **18-0480**
 Riesz, P., **07-0067, 15-0028**
 Rieth, R.D., **13-0306**
 Rietz, E.G., **10-0527**
 Riezebos, G., **19-0368**
 Rifi, M.R., **02-0155, 10-1241**
 Rigamonti, J., **13-0717**
 Rigaudy, J., **14-0219, 15-2155**
 Rigby, J.H., **10-0614, 15-1256, 15-1272, 15-2438, 15-2438, 19-0027**
 Rigby, R.D.G., **11-0658**
 Riggelman, S., **13-0510**
 Riggs, N.V., **02-0186**
 Righetti, P.P., **15-0961, 15-1043, 8-0708**
 Righi, G., **10-0685, 10-1150, 10-1153, 10-1172, 15-1690, 17-0213, 19-1088**
 Righi, P., **15-0225, 16-0255, 16-1151**
 Rigo, B., **13-0735**
 Rigo, P., **17-0267**
 Riguera, R., **04-0106, 04-0108, 04-0109, 04-0110**
 Rihs, G., **04-0447, 16-0684**
 Riley, C.M., **17-0463**
 Riley, D.P., **19-0801**
 Riley, E.F., **16-1150**
 Riley, T., **12-0098**
 Rimbault, C.G., **14-0244**
 Rimkus, A., **15-1138**
 Rimmelin, J., **15-2091**
 Rimmelin, P., **08-0019**
 Rinalde, S., **11-0457**
 Rinaldi, C., **18-0697**
 Rinaldi, P.L., **04-0206**
 Rinaldi, S., **16-0521**
 Rinaudo, J., **13-0748**
 Rinderknecht, H., **16-1719**
 Rinehart Jr., K.L., **02-0166, 11-0063, 12-0562, 16-0836, 17-0501**
 Ring, D.F., **12-0380**
 Ring, R.N., **15-0076**
 Rintoul, G.B., **16-0612**
 Riordan, J.C., **16-1597**
 Riordan, J.D., **08-0123**
 Riordan, P.D., **19-1558**
 Ríos, J.V., **19-0799**
 Ripin, D.H.B., **15-0663**
 Ripka, W.C., **10-1078, 16-0447**
 Ripoll, J., **02-0412**
 Ripoll, J.L., **15-2086, 16-0263**
 Rippon, D., **19-0192**
 Riquet, E., **10-1413**
 Risberg, E., **15-2123**
 Risbood, P.A., **19-0934**
 Risch, N., **04-0144, 16-0406**
 Rische, J., **15-0341**
 Rische, T., **15-0340**
 Rise, F., **04-0392**
 Risgaard, T., **16-1164**
 Risitano, F., **15-1937**
 Rispens, M.T., **19-0536**
 Rispens, T., **15-2019**
 Rissanen, K., **03-0120, 03-0170**
 Rist, Ø., **14-0441**
 Ritchie, C.D., **05-0378, 06-0053, 06-0087, 08-0099, 08-0116, 08-0126, 09-0060, 10-0329, 10-0350**
 Ritchie, E., **19-1528**
 Ritchie, G.L.D., **02-0140**
 Ritienni, A., **10-0992**
 Rittberg, B.R., **17-0445**
 Ritter, J.J., **16-2053**
 Ritter, R.H., **12-0386**
 Ritter, W., **04-0290**
 Rittner, R., **04-0353**
 Rivard, D.E., **12-0693**
 Rivera, I., **10-1415**
 Rivera, N.R., **15-0615, 16-0280**
 Rivera-Fortin, M.A., **16-2082, 16-2088**
 Rivero, M.R., **10-1428, 15-1418**
 Rivero, R., **10-0978**
 Riveros, J.M., **08-0224, 08-0231, 08-0234, 10-0009, 16-1566**
 Rivers, G.T., **17-0271**
 Rivers, P., **04-0050**
 Riviere, H., **13-0389, 15-1170, 15-1168, 16-1893**
 Rizk, M., **18-0730**
 Rizzo, C.J., **15-2029, 15-2030**
 Ro, R.S., **17-0069, 17-0388, 17-0401**
 Roach, S.L., **10-0543, 15-0786**
 Roark, W.H., **18-0056**
 Robaugh, D.A., **05-0225**
 Robb, E.W., **07-0105**
 Robb, M.A., **15-2105, 15-2211, 15-2244, 18-0847**
 Robbins, C.R., **13-0775**
 Robbins, H.M., **10-0078, 10-0079**
 Robbins, J.D., **18-0854**
 Robbins, M.D., **16-1585, 17-0092**
 Robbins, T.A., **03-0172**
 Robert, F., **15-1437, 15-1452**
 Robert, M., **05-0303**
 Robert-Peillard, F., **15-1903**
 Roberti, M., **16-1260**
 Roberts, B.P., **10-0741, 12-0436, 12-0447, 14-0054, 14-0058, 14-0059, 14-0098, 15-0754, 15-1353, 15-1367, 19-1301, 19-1415**
 Roberts, D.D., **10-0193, 10-0194**
 Roberts, D.K., **17-0093, 17-0094**
 Roberts, D.W., **15-2220**
 Roberts, E., **12-0370**
 Roberts, F.E., **10-0060, 16-0230**
 Roberts, J.D., **01-0040, 02-0223, 04-0286, 04-0417, 04-0510, 05-0171, 05-0307, 06-0056, 09-0050, 10-0200, 10-0316, 10-0635, 13-0038, 13-0079, 13-0091, 14-0103, 15-2166, 15-2222**
 Roberts, J.L., **15-1686, 16-0996**

- Roberts, J.T., 14-0408, 17-0445, 19-1592
- Roberts, K., 10-0325, 10-0326, 10-0438, 10-0439
- Roberts, K.A., 16-1572
- Roberts, L., 15-1271
- Roberts, R., 10-0392, 18-0705
- Roberts, R.M., 11-0316, 11-0362, 11-0378, 11-0598, 18-0706
- Roberts, R.M.G., 11-0598, 11-0599, 15-0005
- Roberts, R.S., 16-1312
- Roberts, S., 13-0172, 15-2213
- Roberts, S.M., 10-0228, 15-1813, 15-1817, 15-2213, 18-0155, 18-0362
- Roberts, T.D., 16-2162
- Roberts, V.A., 15-2433
- Roberts, W.J., 15-1358
- Robertson, A., 13-0491
- Robertson, D.E., 10-0582
- Robertson, G.B., 01-0064, 04-0480
- Robertson, J., 15-1175, 15-1247, 18-0159, 18-0175
- Robertson, J.D., 04-0213
- Robertson, J.M., 02-0060
- Robertson, K.N., 19-0121
- Robertson, P.W., 15-0083, 15-1538
- Robertson, R.E., 06-0057, 06-0070, 06-0086, 06-0087, 10-0033, 10-0034, 10-0078, 10-0208, 10-0517, 16-2143, 19-1739
- Robertson, W.G.P., 16-0191
- Robey, R.L., 19-0405
- Robiette, A.G., 04-0441
- Robiette, R., 15-2003, 15-2048
- Robin, M.B., 01-0015, 01-0016
- Robin, S., 15-0234, 19-0240
- Robin, Y., 10-1854
- Robins, M.J., 19-1402
- Robinson, B., 18-0714
- Robinson, C.N., 09-0078
- Robinson, D.A., 18-0493
- Robinson, D.L., 04-0316, 04-0351
- Robinson, E.A., 11-0484
- Robinson, G.C., 10-0055, 10-0066
- Robinson, G.M., 18-0721
- Robinson, G.W., 07-0015
- Robinson, J.A., 04-0151
- Robinson, J.E., 10-0886, 10-0903, 10-1469
- Robinson, J.K., 06-0062
- Robinson, J.W., 01-0018
- Robinson, K.D., 03-0059
- Robinson, L., 10-0422
- Robinson, L.A., 18-0135
- Robinson, M.J.T., 01-0087, 04-0357, 18-0116
- Robinson, P.J., 16-1172, 18-0169
- Robinson, R., 02-0098, 16-1140, 18-0721
- Robinson, R.A., 08-0052
- Robinson, R.E., 18-0813
- Robinson, R.I., 15-1687
- Robinson, R.M., 05-0402
- Robinson, W.T., 11-0057, 16-1340
- Robson, J.H., 16-2059
- Robson, M.J., 18-0159
- Robson, R., 16-0132
- Robveille, S., 13-0089
- Robvieux, F., 15-2446
- Robyr, C., 16-1189
- Rocco, C., 03-0127
- Roček, J., 19-0023, 19-0249, 19-0250, 19-0251, 19-0251, 19-0404, 19-0710, 19-0711, 19-0712
- Rocha, J.B.T., 15-0944
- Roche, D., 11-0254
- Rochester, C.H., 08-0046, 03-0001, 08-0010, 08-0116, 08-0124, 08-0126
- Rochlin, E., 12-0083, 16-1166
- Rochon, F., 18-0362
- Rochow, E.G., 12-0573
- Rockett, J., 12-0431
- Rocklin, D., 14-0007
- Rockstuhl, A., 15-1573
- Rodeheaver, G.T., 19-0728
- Rodehorst, R., 14-0448, 19-0079
- Rodewald, H., 04-0437
- Rodewald, L.B., 18-0116
- Rodewald, P.G., 15-1921
- Rodger, A., 04-0128
- Rodger, P.M., 04-0128
- Rodgers, A.S., 15-2311
- Rodgers, L.R., 06-0066
- Rodgers, M.A., 14-0228, 15-2156
- Rodig, A., 05-0180
- Rodin, J.O., 15-2095
- Rodina, L.L., 18-0211, 18-0218
- Rodkin, M.A., 11-0297
- Rodler, M., 02-0402, 13-0047
- Rodriguez, M.A., 18-0592
- Rodrigo-Chiner, J., 15-1199
- Rodrigue, A., 03-0113
- Rodrigues, D.C., 18-0655
- Rodrigues, J.A.R., 11-0124, 15-0625, 16-0804, 19-1021
- Rodrigues, J.P., 16-0276
- Rodrigues, O.E.D., 12-0294, 15-0216, 15-0291, 16-0687
- Rodrigues, R., 12-0245
- Rodriguez, A., 15-0902, 17-0379
- Rodriguez, A.L., 10-1410, 13-0646, 15-0901
- Rodriguez, D., 15-2050, 19-1077
- Rodriguez, H.R., 10-1284, 12-0388, 13-0641
- Rodriguez, J., 12-0074
- Rodriguez, M.L., 19-0601
- Rodríguez, B., 10-0921
- Rodríguez, D., 10-1392, 10-1402, 14-0310
- Rodríguez, J.F., 11-0268
- Rodríguez, J.R., 10-0925, 15-0827, 18-0791
- Rodríguez, M.A., 12-0486, 15-1547, 19-1706, 19-1706
- Rodríguez, N., 17-0228
- Rodríguez-García, C., 15-2291
- Rodríguez-Otero, J., 18-0464
- Rodríguez-Ranera, C., 16-0729
- Rodríguez-Solla, H., 15-2346, 17-0163, 17-0167, 17-0400
- Rodríguez-Vicente, A., 16-0729
- Rodrigues, K.E., 15-1593
- Rodriguez, M., 07-0123
- Rodriguez, M.A., 15-2416
- Roduner, E., 05-0245
- Roe Jr., R., 15-2213, 15-2214
- Roe, D.C., 15-1504
- Roe, S.P., 05-0144
- Roecker, L., 06-0062
- Roelens, S., 04-0205
- Roelofs, N.H., 18-0520
- Roelofsen, D.P., 16-0275, 16-0290
- Roengsumran, S., 11-0598
- Roeper, M., 15-1381
- Roesch, K.R., 15-2397
- Roeterdink, F., 13-0049
- Roger, P., 19-1243
- Rogers, D., 04-0097
- Rogers, D.W., 01-0091, 02-0039, 02-0051, 02-0331, 02-0352, 02-0353, 04-0462
- Rogers, D.Z., 10-0664
- Rogers, G.A., 16-0026
- Rogers, H.R., 12-0605, 12-0630, 19-0727
- Rogers, M., 12-0069
- Rogers, M.T., 05-0149, 05-0280
- Rogers, P., 10-0534
- Rogers, R.D., 18-0601
- Rogers, R.J., 12-0605, 13-0721
- Rogers, W.J., 17-0459
- Rogers-Evans, M., 10-1272

- Rogic, M.M., 19-1054
 Rogić, M.M., 10-1745, 10-1746, 10-1747, 10-1749, 10-1750, 10-1751, 10-1753, 10-1754, 10-1761, 12-0487, 15-1183, 19-0343
 Roginskii, V.A., 05-0265
 Roglans, A., 13-0365, 13-0420, 13-0525, 15-1022
 Rogne, O.B., 16-2143, 16-2150, 16-2155
 Rogozhin, S.V., 04-0173, 10-0522, 16-1816
 Rogozhnikova, O.Yu., 11-0029
 Roh, E.J., 10-0940, 11-0325, 15-1834
 Roh, S.-G., 03-0185
 Rohatgi-Mukherjee, K.K., 07-0001
 Rohr, W., 16-1669, 19-1132
 Rohrbaugh, P.E., 13-0086
 Rohrer, C., 19-1645
 Röhrig, P., 02-0295
 Röhring, J., 16-0370
 Rohwer, M.B., 16-0772
 Roitman, J.N., 12-0029
 Rojas, J., 15-0302
 Rojo, J., 19-1173
 Rokhlin, E.M., 16-0041, 16-1255
 Roland, J.R., 11-0616
 Roland, S., 15-1136, 16-0868
 Rolando, C., 10-1865, 19-0841
 Rölling, K., 16-0580
 Rolling, P.V., 16-0527
 Rolla, F., 10-0453, 10-0983, 10-1065, 10-1116, 15-0173, 17-0369, 19-0104, 19-1256
 Rollet, P., 13-0541
 Rollin, Y., 10-1821, 13-0468
 Rollmann, C., 19-1022
 Roloff, A., 10-1168
 Rolston, J.H., 15-0013
 Rom, R., 18-0630
 Roman, E., 16-1278
 Roman, F., 18-0875, 18-0876
 Roman, S.A., 10-0136
 Romanelli, M.G., 02-0165, 17-0423
 Romanenko, V.D., 01-0009
 Romano, A., 19-0232
 Romano, L.J., 14-0160
 Romanova, V.S., 19-1303
 Romanovich, A.Ya., 19-0091
 Romański, J., 16-1399
 Romão, C., 18-0354
 Rombola, O., 13-0228
 Rombouts, G., 13-0187
 Romea, P., 16-1015, 16-1794, 16-1940, 19-1272
 Romeo, A., 19-0134
 Romeo, R., 16-1618
 Romera, J.L., 10-0856
 Romero, J.A.C., 10-1433
 Romero, J.R., 19-0579
 Romero, R.H., 15-1428
 Romers, C., 04-0354, 04-0365
 Romesberg, F.E., 05-0188, 08-0202, 08-0203, 08-0205, 12-0422
 Romine, J.L., 16-0493
 Rømming, C., 13-0689, 16-0211
 Romney-Alexander, T.M., 13-0268
 Romo, D., 15-2245, 16-2075
 Romsted, L.S., 10-0529
 Ron E., 15-0980
 Ron, M., 06-0075
 Rona, P., 10-1429, 15-2430
 Rona, R.J., 10-1542
 Ronald, B.P., 18-0148
 Ronald, R.C., 16-0443
 Ronan, B., 16-1189
 Roncaglia, F., 12-0152
 Roncin, J., 05-0273
 Ronco, G., 10-0060
 Rondan, N.G., 02-0352, 05-0124, 15-2433, 18-0482, 18-0669, 18-0852
 Rondanin, R., 16-1260
 Rondestvedt Jr., C.S., 10-0513, 13-0732, 19-1223
 Rongsi, C., 02-0120
 Ronman, P., 16-2135
 Rönn, M., 10-1300, 15-0230
 Rönnqvist, M., 03-0057
 Ronzini, L., 16-1929
 Roobeek, C.F., 12-0343, 15-0134
 Rooney, J.J., 15-0451, 18-0113, 18-0117, 18-0618, 18-0836
 Rooney, J.R., 11-0142
 Roos, B.O., 05-0332
 Roos, E.C., 16-1734
 Roos, G.H.P., 16-0771
 Root, K.S., 12-0606
 Roothaan, C.C.J., 01-0003, 02-0009
 Rop, D., 10-0481
 Roper, T.D., 16-1048
 Ropp, G.A., 11-0620
 Ropp, S., 15-0229
 Roque, J., 10-0148
 Roque, J.-P., 10-0646, 18-0213
 Roque, J.P., 16-0228, 19-0247
 Roques, N., 11-0220, 11-0423, 16-2029, 19-1318
 Ros, F., 10-1602
 Rosa, E., 12-0709, 13-0504
 Rosa, J.N., 16-0779
 Rosado, I., 10-0777
 Rosado, O., 16-1770, 18-0876
 Rosales, A., 15-1233, 16-0646
 Rosas, N., 10-1247
 Rosati, O., 10-0563, 10-0925, 12-0723, 15-1365, 15-1625, 16-0149, 16-1842, 19-0668
 Rosauer, K.G., 16-0991
 Rösch, N., 15-1734, 15-1738, 15-1934, 19-0114
 Roschangar, F., 13-0649, 16-1780
 Roscher, N.M., 14-0207
 Roschmann, K.J., 15-1832
 Rose, A., 03-0190
 Rose, J., 03-0080
 Rose, J.B., 17-0012
 Rose, M., 13-0233
 Rose, M.E., 10-0589, 10-1582
 Roseblade, S., 15-1247
 Roselló, A.L., 19-0120
 Rosen, P., 10-1653
 Rosen, W., 02-0255
 Rosenau, T., 16-0370
 Rosenbaum, C., 18-0717
 Rosenberg, A., 01-0039
 Rosenberg, A.M., 16-1564
 Rosenberg, D.E., 13-0737
 Rosenberg, J.L., 02-0348
 Rosenberg, R.E., 02-0037
 Rosenberg, S.D., 12-0457
 Rosenberger, M., 02-0184
 Rosenblatt, D.H., 15-1610, 19-0748
 Rosenblum, L.D., 16-1980
 Rosenblum, M., 02-0171, 10-1634, 13-0756
 Rosencrantz, D.R., 16-1466
 Rosenfeld, J., 05-0020, 18-0022
 Rosenfeld, J.C., 18-0511
 Rosenfeld, M.N., 13-0718, 19-0267
 Rosenfeld, S.M., 02-0061, 12-0651
 Rosenman, H., 14-0449
 Rosenmund, K.W., 15-0437
 Rosenquist, N.R., 09-0062, 09-0063
 Rosenstein, I.J., 14-0091
 Roses, J.B., 18-0599
 Rosingana, M., 16-1833
 Rosini, C., 04-0114, 15-1136, 15-1693, 16-0687, 19-0823
 Rosini, G., 15-0225, 16-1149, 16-1666, 19-1206, 19-1532
 Roskamp, E.J., 12-0331, 16-1802, 16-1837, 16-1838, 19-1698
 Roskos, P.D., 18-0345
 Rösler, K., 19-0023

- Rosnati, V., **19-1427, 19-1465**
 Rosner, T., **13-0399, 13-0419, 15-0615**
 Rosokha, S.V., **11-0019**
 Ross Jr., B., **19-0609**
 Ross, C.B., **16-1471**
 Ross, D.A., **13-0702**
 Ross, D.S., **11-0125, 11-0154, 19-0253**
 Ross, M.M., **02-0356**
 Ross, N.A., **16-0815**
 Ross, P., **10-0010**
 Ross, S.D., **13-0003, 13-0086**
 Ross, S.K., **09-0106**
 Rossa, L., **17-0516**
 Rossall, B., **16-2143**
 Rosset, S., **15-1136, 15-1137**
 Rossetti, Z.L., **04-0332**
 Rossi, E., **15-2423**
 Rossi, I., **16-0750**
 Rossi, J.C., **15-0375, 15-1685**
 Rossi, L., **10-0716, 10-0785, 10-1153, 12-0745, 12-0752**
 Rossi, L.I., **19-0805**
 Rossi, M., **16-1260, 19-0117**
 Rossi, M.H., **16-0315**
 Rossi, R., **04-0064, 10-0790, 10-1418, 13-0473, 13-0536, 18-0825**
 Rossi, R.A., **10-0090, 10-0094, 10-0787, 11-0647, 13-0052, 13-0061, 13-0065, 13-0248, 13-0343, 13-0588, 13-0589, 19-1376**
 Rossi, R.C., **16-0776**
 Rossiter, B.E., **15-1169, 15-1820**
 Rossky, P.J., **10-0071**
 Rösslein, L., **04-0196**
 Rössler, K., **13-0713**
 Rossy, P.A., **19-1294**
 Rostami, A., **19-0860**
 Rostovshchikova, T.N., **15-0023, 15-0169**
 Rotello, V.M., **13-0504**
 Rotem, M., **15-0280**
 Rotermund, G.W., **15-0685**
 Rotger, C., **13-0021**
 Roth, W.R., **18-0621**
 Roth, A.S., **15-0548**
 Roth, B.D., **16-0349, 19-1468**
 Roth, E.A., **01-0074**
 Roth, G.P., **10-1361, 12-0256, 12-0276**
 Roth, H.D., **02-0259, 02-0264, 05-0318, 05-0395, 07-0001, 12-0384, 12-0385, 15-2322, 18-0469, 18-0470**
 Roth, J.A., **11-0650**
 Roth, M., **15-0066**
 Roth, P., **15-1895, 15-2119**
 Roth, W., **04-0068, 12-0655**
 Roth, W.R., **05-0290, 10-0175, 15-2232, 18-0526, 18-0538, 18-0551, 18-0552, 18-0554, 18-0559, 18-0590, 18-0631, 18-0633, 18-0849**
 Rothbard, J., **19-0601**
 Rothenberg, G., **13-0481, 14-0085**
 Rothenberg, M.E., **10-0084**
 Rother, H., **15-2219**
 Rothgery, E.F., **15-2283**
 Rothman, E.S., **16-1694**
 Rothrock, T.S., **18-0179**
 Rothstein, S.D., **13-0195**
 Rothwell, I.P., **15-0973**
 Rotinov, A., **17-0131**
 Rotiroti, L., **11-0285**
 Rotstein, D., **19-1295**
 Röttele, H., **02-0274, 02-0314**
 Rotter, H.W., **08-0084**
 Rottländer, M., **10-1406**
 Rouden, J., **16-0436, 16-1765, 16-1925**
 Rouessac, A., **15-2086**
 Rouessac, F., **15-2086**
 Rouget, E., **16-0531**
 Rouillard, M., **19-1245**
 Roulleau, F., **16-1713**
 Roumestant, M., **10-1435**
 Roumian, C., **10-0833**
 Rounds, W.D., **16-0137, 16-1775**
 Roush, W.R., **04-0124, 15-1980, 16-0493, 16-0561, 16-0699, 16-0706, 16-0710**
 Rousseau, A.D., **07-0054**
 Rousseau, B., **15-0581, 19-0905**
 Rousseau, G., **15-0234, 15-1587, 15-1592, 15-1857, 16-1275, 19-0240**
 Roussel, A., **15-2213**
 Roussel, C., **03-0015, 04-0505, 09-0065, 09-0068**
 Roussel, M., **19-0725**
 Rousset, C.J., **12-0617, 15-0799, 15-0864**
 Rousset, L., **15-1065**
 Rousset, S., **12-0272**
 Routier, S., **19-1627**
 Routledge, A., **15-1243**
 Rouvray, D.H., **04-0260**
 Roux, M.C., **15-1111**
 Roux-Schmitt, M., **16-1213**
 Rovira, C., **05-0256**
 Rovis, T., **15-1368, 15-1368, 15-1370, 16-0723, 16-0724, 16-0726, 16-0733, 16-1985, 16-1986, 16-1990, 19-0704, 19-1386**
 Rowan, S.J., **03-0185**
 Rowe Jr., C.A., **12-0063**
 Rowe, D.J., **16-1278**
 Rowe, J.R., **14-0138**
 Rowe, K., **18-0432**
 Rowe, K., **18-0432**
 Rowland Jr., S.P., **12-0094**
 Rowland, B.I., **18-0876**
 Rowland, C., **05-0285**
 Rowland, F.S., **18-0070, 18-0224**
 Rowland, N.E., **02-0274**
 Rowland, S.P., **02-0398**
 Rowlands, D.A., **11-0445**
 Rowlands, M., **12-0332**
 Rowley, A.G., **16-1323, 19-1420, 19-1424, 19-1546, 19-1603**
 Rowley, D.H., **18-0852**
 Rowsell, E., **13-0440**
 Roy, A., **13-0441**
 Roy, A.H., **13-0318**
 Roy, C.D., **17-0390**
 Roy, D.A., **14-0353**
 Roy, F., **11-0041**
 Roy, G., **16-1241**
 Roy, J., **18-0744**
 Roy, P., **12-0198**
 Roy, R.R., **16-1707**
 Roy, S., **14-0285, 14-0425, 14-0426, 16-0715, 16-2121, 19-0447**
 Roy, S.C., **11-0246, 11-0247, 12-0635, 15-0255, 16-0177, 16-0646**
 Roy, U.V., **15-2218**
 Royer, A.C., **15-1588**
 Royo, A.J., **15-2038**
 Royo, J., **19-0799**
 Rozantsev, E.G., **05-0228, 05-0255**
 Rozantsev, G.G., **05-0327**
 Rozas, I., **08-0012**
 Rozen, S., **10-1003, 10-1041, 11-0266, 11-0291, 11-0312, 11-0537, 12-0111, 12-0137, 12-0138, 14-0129, 14-0133, 14-0134, 14-0136, 15-1519, 15-1545, 15-1582**
 Rozenberg, V.I., **16-0687**
 Rozentel, E., **10-0023, 19-0158**
 Rozhkov, I.N., **14-0130, 15-1109, 15-1622**
 Rozhkov, V.V., **11-0180**
 Rozsondai, B., **05-0227**
 Rozwadowska, M.D., **16-1499**
 Ruane, M., **17-0070, 17-0072, 17-0077**

- Ruano, J.L.G., **10-1800, 15-1334, 15-2150**
 Ruano, M., **10-1472**
 Ruasse, M., **05-0378, 09-0021, 15-0012, 15-0014, 15-0016, 16-2140**
 Ruasse, M.-F., **19-0815**
 Ruban, S.G., **14-0116**
 Rubenstein, P.A., **08-0059**
 Rubin, A.E., **15-1696**
 Rubin, M., **10-1432, 10-1784, 15-0738, 15-0843, 15-2357, 15-2379, 19-1451**
 Rubin, M.B., **07-0044, 15-2320**
 Rubin, R.M., **18-0640**
 Rubina, M., **15-0803, 15-2379, 10-1069**
 Rubino, M.E., **15-1766**
 Rubinshtein, B.I., **14-0164**
 Rubinstein, H., **15-1866**
 Rubio, E., **15-0357**
 Rubio, V., **16-1413**
 Ruble, J.R., **18-0637**
 Rubottom, G.M., **12-0157, 14-0253, 16-0838, 19-0010, 19-0311, 19-0479**
 Rubow, M., **15-1636, 15-1637**
 Rucando, D., **10-1792, 15-2436**
 Ruch, R.R., **19-0976**
 Rüchardt, C., **01-0107, 04-0294, 04-0294, 04-0386, 04-0406, 05-0231, 05-0232, 05-0246, 05-0267, 05-0279, 05-0298, 10-0083, 13-0033, 13-0744, 14-0006, 14-0062, 14-0357, 15-0265, 18-0035, 18-0074, 18-0377, 18-0403, 18-0404, 19-0023, 19-1562**
 Ruck, R.T., **05-0373, 05-0376, 15-0987, 17-0461**
 Rucker, C., **04-0426, 04-0438, 15-2096**
 Rucker, G., **04-0426**
 Rückert, A., **18-0784**
 Ruckle Jr., R.E., **12-0217, 12-0348**
 Rudakov, E.S., **10-0202, 10-0424, 10-0425**
 Rudchenko, V.F., **04-0042**
 Rudd, E., **15-1649**
 Rudd, M.T., **15-0836**
 Ruden, R.A., **15-1171**
 Ruderman, W., **14-0161**
 Rüdiger, V., **03-0110**
 Rudkevich, D.M., **12-0699**
 Rudler, H., **12-0692, 18-0836**
 Rudloff, E. von, **19-0390**
 Rudloff, I., **14-0280**
 Rudolf, K., **18-0484**
 Rudolph, J., **15-1777, 15-1859, 16-0703, 16-1551**
 Rudolf, W., **15-1943, 16-0200, 16-0433, 16-1250**
 Rudolf, W.-D., **15-1052**
 Rudrawar, S., **10-0923, 10-0926**
 Rudy, T.P., **14-0113**
 Rudziński, J., **17-0045**
 Rüedi, G., **18-0577, 18-0578, 19-0556**
 Rueping, M., **16-1161**
 Rufa, L., **19-1750**
 Rufanov, K.A., **15-1959**
 Ruffińska, A., **05-0163**
 Ruge, B., **07-0045**
 Rüger, C., **12-0742**
 Rüger, W., **15-0086**
 Ruggiero, P.L., **15-0856**
 Rugmini, P., **15-1027, 15-1916, 19-0928**
 Rühl, T., **05-0139**
 Ruhland, T., **13-0077**
 Ruhlandt-Senge, K., **05-0175**
 Rühlmann, K., **19-1736**
 Ruholl, H., **19-0319**
 Ruiz, A., **15-1136**
 Ruiz, J., **16-1964**
 Ruiz, J.R., **13-0576**
 Ruiz, R., **16-0073, 19-0120**
 Ruiz-Hitzky, E., **10-0699**
 Ruiz-López, M.F., **15-2059**
 Ruiz-Pérez, C., **04-0467**
 Rule, H.G., **13-0457**
 Rulin, F., **15-1724**
 Rull, M., **16-1583**
 Rumbo, A., **18-0828**
 Rummens, F.H.A., **17-0137**
 Rumthao, S., **10-0894**
 Runcio, A., **19-0226**
 Rundel, W., **10-0918**
 Rundle, R.E., **05-0159**
 Runsink, J., **15-1368, 16-0724**
 Ruo, T.C.S., **14-0045**
 Ruoho, A.E., **11-0201, 11-0292, 11-0302, 16-0046, 16-0083**
 Ruostesuo, J., **10-0331**
 Rupilius, W., **15-1484**
 Ruprecht, H., **19-0386**
 Rusch, G.M., **18-0164**
 Rush, D.J., **04-0302, 04-0308**
 Rusiniak, L., **15-2298**
 Ruske, W., **11-0523, 11-0527**
 Russ, M., **16-1889**
 Russel, G.A., **18-0068**
 Russell, A.E., **19-1760**
 Russell, A.T., **16-1023, 16-1276**
 Russell, C.J., **16-1107**
 Russell, C.R., **05-0130**
 Russell, G.A., **05-0208, 05-0313, 05-0316, 10-0089, 10-1315, 10-1602, 11-0340, 12-0717, 13-0052, 13-0666, 14-0037, 14-0062, 14-0088, 14-0090, 14-0115, 14-0117, 14-0121, 14-0183, 14-0183, 14-0225, 14-0381, 15-0513, 19-1788**
 Russell, J.A., **10-0093**
 Russell, K.C., **18-0487**
 Russell, K.E., **13-0003**
 Russell, R.A., **19-0078**
 Russell, R.K., **02-0255**
 Russell, R.L., **11-0178, 18-0224**
 Russell, S.W., **19-0057**
 Russell, T., **16-0587**
 Russell-King, J., **18-0022, 18-0102**
 Russell-Maynard, J.K.L., **10-1054**
 Russey, E., **19-1243**
 Russo, A., **19-0615**
 Russo, M., **15-0232**
 Russo, T.J., **10-0490**
 Ruzskay, S.J., **19-0696**
 Ruther, F., **19-0470**
 Rutherford, D.R., **13-0020**
 Rutherford, J.L., **05-0182, 08-0199, 08-0207, 13-0642, 13-0643, 18-0726**
 Rutherford, K.G., **13-0717**
 Ruthven, D.M., **19-0934**
 Rutjes, F.P.J.T., **15-0395, 18-0813**
 Rutjes, P.J.T., **12-0273**
 Rutledge, P.S., **12-0161, 14-0431, 15-1557, 15-1589, 15-1603, 15-1604, 15-1626, 15-1631, 15-1686**
 Rüttimann, A., **17-0411**
 Ruwet, M., **17-0176**
 Ruzicka, L., **15-0781, 16-2051, 18-0111**
 Ruzsicska, B.P., **05-0358**
 Ruzziconi, R., **17-0031, 17-0033, 17-0051, 17-0052, 17-0110, 19-0845**
 Ryabokobylko, Yu.S., **13-0256**
 Ryabov, A.D., **13-0360**
 Ryabova, K.G., **10-1833, 18-0422**
 Ryabova, V., **13-0309**
 Ryabstev, M.N., **15-0030**
 Ryan, K.M., **15-1835**
 Ryan, P.W., **15-0549**
 Ryang, H.S., **14-0117**
 Ryang, M., **12-0529, 12-0535, 13-0617, 13-0619, 15-1343**
 Rybakova, N.A., **11-0526**
 Ryberg, P., **17-0038**

- Rybinskaya, M.I., **02-0144**,
02-0166, **10-0243**
- Rychlý, J., **14-0004**,
14-0005
- Rychnovsky, S.D., **04-0357**,
04-0370, **05-0140**, **05-0253**,
05-0278, **10-1782**,
14-0080, **15-1000**, **16-1478**,
18-0607, **19-0179**
- Rychtman, A.C.,
08-0001
- Rycroft, D.S., **02-0402**
- Rydon, H.N., **10-1095**
- Rylander, P.N., **14-0259**,
14-0445, **15-0401**, **15-0406**,
15-0414, **15-0461**, **15-0628**,
15-0792, **15-1662**, **16-0345**,
19-0013, **19-0875**, **19-0899**,
19-0956, **19-1076**, **19-1097**,
19-1136, **19-1186**, **19-1239**,
19-1316, **19-1349**
- Rynbrandt, R.H., **17-0357**
- Ryou, S.S., **14-0061**
- Rys, P., **11-0028**, **11-0096**
- Rytting, J.H., **03-0108**
- Ryu, D.H., **15-2012**, **16-1436**
- Ryu, E.K., **10-0625**, **17-0426**
- Ryu, H.-C., **10-1624**, **13-0329**,
13-0330, **13-0517**, **13-0568**,
13-0623
- Ryu, I., **10-1827**, **10-1829**,
10-1840, **10-1853**, **12-0529**,
13-0557, **13-0615**, **13-0619**,
15-0309, **15-0312**, **15-1262**,
15-1400, **15-1782**, **15-1896**,
15-1910, **16-1892**, **19-0060**,
19-0591, **19-0607**
- Ryu, J.-S., **15-0335**, **15-1868**
- Ryu, K., **15-0622**
- Ryu, Z.H., **10-0404**, **16-1512**
- Ryzhkov, L.R., **05-0297**
- Rzasa, R.M., **15-2124**
- Rzepa, H., **10-0179**
- Rzepa, H.S., **16-0027**
- Saá, C., **14-0310**, **15-2389**
- Saá, J.M., **12-0389**, **13-0237**,
13-0299, **19-0138**
- Saaby, S., **16-0899**
- Saadioui, M., **03-0139**
- Saalfrank, R.W., **15-1839**
- Saavedra, J.E., **12-0699**
- Sabacky, M.J., **04-0151**,
05-0233, **15-0426**
- Sabat, M., **15-1871**, **15-2074**
- Sabek, O., **11-0104**
- Sabesan, A., **16-0541**
- Sabesan, S.L., **16-1728**
- Sabharwal, A., **19-0471**
- Sabin, J.R., **03-0055**
- Sabitha, G., **10-0930**, **10-0942**,
10-0958, **16-0090**, **16-0763**,
16-1341, **9-1594**
- Sablier, M., **05-0206**
- Sabol, M.A., **04-0029**,
16-2141
- Sabol, M.R., **19-0472**
- Sabourault, N., **15-0733**
- Saboureau, C., **13-0614**
- Sabu, K.R., **17-0438**
- Saburi, H., **10-1123**
- Saburi, M., **15-0598**, **19-1479**
- Sacchetti, A., **16-0687**
- Sacchetti, G., **19-0872**
- Sacha, H., **16-1013**
- Sachdev, H.S., **17-0419**
- Sacher, E., **01-0043**
- Sachs, D.H., **19-1319**
- Sachs, F., **16-1254**
- Sacks, C.E., **16-0092**
- Sackur, O., **18-0207**
- Sadakane, M., **16-2118**
- Sadakari, N., **02-0295**
- Sadalai, A., **19-0752**
- Sadana, A., **16-1708**
- Sadashiv, K., **10-0682**, **13-0147**
- Sadavarte, V.S., **10-0774**,
10-1107, **11-0430**, **16-1602**,
16-1681, **16-1684**, **17-0438**,
19-0988
- Sadayori, N., **10-1544**, **15-2372**
- Sadd, J.S., **05-0341**
- Sadeghi, M.M., **10-0898**,
16-0063, **16-1740**, **19-0035**,
19-0036, **19-0038**, **19-0039**,
19-0040
- Sadeghipour, M., **14-0294**
- Sadek, P.C., **11-0335**
- Sadekov, I.D., **03-0043**
- Sadhu, K.M., **10-1417**,
16-1393
- Sadighi, J.P., **13-0183**, **13-0188**,
13-0306
- Sadilek, M., **02-0407**
- Sadlej, J., **04-0299**
- Sadow, A.D., **15-1320**
- Sadowski, J.S., **13-0122**
- Sadri, A.R., **11-0598**
- Sadun, C., **15-1751**
- Sadykov, A.S., **13-0455**
- Sadykov, R.A., **15-1617**
- Saeed, M.A., **17-0126**
- Saegusa, T., **10-0919**, **10-1806**,
12-0731, **14-0442**, **15-1506**,
15-2351, **19-0843**, **19-0848**,
19-1767
- Saejueng, P., **12-0295**
- Saeki, H., **16-1655**
- Saeki, N., **16-1361**
- Saeki, T., **13-0565**
- Saeki, Y., **10-0154**, **10-0273**,
10-0274, **10-0403**, **10-0440**,
10-0441
- Saeman, M.C., **18-0778**
- Saengchantara, S.T.,
18-0482
- Saenger, W., **03-0174**, **03-0176**,
03-0178, **16-1520**
- Saenz, J., **13-0211**
- Sæthre, L.J., **15-0096**
- Saettel, N.J., **15-2013**
- Safaei, H.R., **19-0808**
- Safarov, M.G., **16-1463**,
16-1466
- Safarowsky, O., **03-0183**
- Safavi, A., **10-0665**, **10-0681**
- Safavy, K.K., **10-0060**
- Saferstein, R., **10-0109**
- Saffert, A., **19-0547**
- Safonova, I.L., **15-2281**
- Safont, V.S., **15-2057**
- Sagal, J.F., **10-1099**
- Sagal, J.F., **18-0814**
- Sagar, A.D., **19-0324**
- Sagatys, D.S., **17-0157**
- Sagawa, Y., **15-1054**
- Sagdeev, R.Z., **10-1314**
- Saha, B., **15-2304**
- Saha, C., **12-0402**
- Saha, J.G., **11-0068**, **13-0744**
- Saha, M., **15-0191**, **15-1059**
- Saha-Möller, C., **15-1741**
- Saha-Möller, C.R., **15-1791**,
15-1807, **15-1812**, **15-1828**,
15-1832, **18-0361**, **19-0205**,
19-0211, **19-0237**, **19-0540**,
19-0542, **19-0547**
- Sahab, S., **17-0234**
- Sahai, M., **16-1875**
- Sahali, Y., **15-2249**
- Sahara, T., **19-0990**, **19-1143**
- Sahasrabudhe, K., **18-0297**
- Sahjiki, H., **15-0411**
- Sahle-Demessie, E., **15-1747**,
15-1748
- Sahli, A., **19-0717**
- Sahli, M.S., **17-0126**
- Sahm, W., **14-0377**
- Sahu, P.R., **10-0566**, **16-0255**
- Sahu, S.G., **10-1587**
- Sahyun, M.R.V., **17-0081**,
17-0261, **19-1432**
- Saidi, M.R., **10-1569**, **15-1293**,
16-0129, **16-0913**, **19-0147**,
19-0242, **19-1701**
- Saigo, K., **13-0424**, **15-0154**,
15-1055, **15-1439**, **16-0256**,
16-0650, **16-0824**, **16-0828**,
16-0859, **16-1128**, **18-0129**,
19-0691

- Saikachi, H., 02-0274
 Saikia, A.K., 16-1696
 Saikia, P., 10-0843, 16-1997
 Saimoto, H., 14-0402, 19-1581
 Sain, B., 15-1899, 15-2180, 16-0390, 16-2094, 19-0114, 19-0782, 19-0783, 19-0785
 Saindane, M., 12-0251, 16-0530
 Saini, R.K., 19-0089, 19-0113, 19-0207, 19-0798, 19-0918
 Sainsbury, D.M., 10-0179
 Sainsbury, M., 13-0456, 14-0286
 Saint, R.E., 12-0362
 Saint, S.L., 12-0362
 Saint-Clair, J.-F., 13-0516
 Saiparakash, P.K., 11-0122
 Saishō, 11-0504
 Saito, A., 16-0906, 18-0301
 Saito, E., 16-0430
 Saito, H., 15-0778
 Saito, I., 15-2153, 15-2155, 19-0064
 Saito, K., 10-0300, 16-0651, 16-1451, 18-0129, 18-0301
 Saito, M., 16-0329
 Saito, N., 15-0766, 15-2032
 Saito, S., 02-0402, 04-0276, 04-0301, 11-0332, 11-0412, 11-0413, 15-0931, 15-1391, 15-2084, 15-2128, 15-2171, 15-2388, 15-2401, 16-0545, 16-0855, 16-1029, 16-1046, 16-1054, 16-1060, 17-0162, 17-0285, 18-0702, 19-0014, 19-0965
 Saito, T., 10-0785, 10-1515, 14-0246, 15-1665, 16-1384
 Saito, Y., 10-0171
 Saitō, S., 10-0084
 Saitoh, A., 15-1136
 Saitoh, T., 12-0694, 15-0310, 19-0986
 Saitou, K., 15-0625
 Saiz, J.L., 08-0131
 Saičić, R.N., 10-1562
 Sajiki, H., 11-0644, 15-0576
 Sajimon, M.C., 07-0062, 07-0063
 Sajus, L., 19-0701
 Sakabe, M., 13-0010
 Sakabe, Y., 12-0619
 Sakaguchi, K.-e., 10-1465
 Sakaguchi, S., 10-0606, 12-0210, 12-0211, 13-0371, 13-0401, 15-0377, 15-0621, 15-0756, 15-0763, 15-0937, 15-1210, 15-1404, 15-1757, 15-1842, 16-1444, 16-2060, 19-0095, 19-0315, 19-0552, 19-0580, 19-0593
 Sakai, D., 16-1503
 Sakai, H., 15-1520
 Sakai, K., 15-0985
 Sakai, M., 10-0152, 10-1796, 11-0630, 12-0547, 13-0281, 15-0502, 15-1336, 18-0840, 18-0843
 Sakai, N., 13-0541, 15-1480, 15-1492, 16-0553
 Sakai, S., 16-0434, 17-0487, 19-0922
 Sakai, T., 13-0362, 15-1297, 19-1021, 19-1355
 Sakairi, M., 16-1384
 Sakaitani, M., 10-1227
 Sakajiri, T., 10-0597
 Sakaki, K., 19-1620
 Sakaki, T., 03-0123
 Sakakibara, H., 16-0638
 Sakakibara, K., 09-0076
 Sakakibara, N., 15-0800, 18-0814, 18-0830
 Sakakibara, T., 11-0493, 11-0505
 Sakakibara, Y., 10-1796, 12-0547, 13-0279, 13-0281, 13-0282, 15-0502
 Sakakura, T., 10-1870, 10-1872, 11-0506, 14-0365, 19-0061
 Sakakura, Y., 16-2156
 Sakamoto, K., 15-2337, 16-0871
 Sakamoto, M., 04-0166, 10-1453, 13-0482, 16-0687
 Sakamoto, S., 03-0185, 03-0189, 03-0210, 05-0160, 16-1041, 19-1677
 Sakamoto, T., 07-0083, 11-0194, 11-0196, 11-0342, 13-0273, 15-0204, 15-0354, 16-0353, 16-0687
 Sakamura, H., 19-1176
 Sakane, S., 18-0340
 Sakat, S., 16-1937
 Sakata, G., 16-0303
 Sakata, S., 16-0830
 Sakata, Y., 02-0274, 02-0296, 15-1567, 15-1792, 19-0130
 Sakdarat, S., 10-0614
 Sakighi, J.P., 15-0476
 Sakizadeh, K., 10-0079, 10-0081, 10-0386
 Sakthivel, K., 15-0994, 16-0415, 16-1036
 Sakuma, K., 08-0203
 Sakuma, S., 15-1127
 Sakuraba, H., 16-1190
 Sakuraba, S., 15-0607
 Sakurada, I., 15-1568, 15-1874
 Sakuragi, H., 06-0011, 07-0022
 Sakuragi, R., 15-0876
 Sakurai, H., 04-0503, 04-0518, 05-0245, 05-0249, 10-1134, 10-1260, 13-0294, 13-0481, 15-1139, 15-1175, 15-2252, 16-0761, 16-1017, 19-1367
 Sakuratani, K., 19-0193, 19-0526
 Sala, R., 15-0469
 Saladino, R., 15-1751
 Salagre, P., 18-0278
 Salahuddin, S., 19-1259
 Salakhov, M.S., 15-1980
 Salakhutdinov, N.F., 11-0088
 Salaman, A.M., 16-0426
 Salaris, M., 16-1790
 Salaskar, A., 16-0825
 Salaun, J.R., 18-0209
 Salaün, J., 16-0159, 18-0159, 19-1400, 19-1730
 Salazar, J.A., 14-0208
 Salbaum, H., 16-1344
 Sale, A.A., 10-0656
 Salehi, P., 10-0655, 10-0663, 10-0668, 10-0897, 16-2054, 18-0314, 19-0080, 19-0084, 19-0866
 Salehzadeh, S., 12-0705
 Salem, G., 10-1321, 12-0574, 12-0582, 15-0947
 Salem, L., 04-0137, 04-0469, 05-0285, 07-0039, 15-2105
 Salem, M.R., 16-1141
 Salem, R.B., 15-0970, 16-1450
 Salemnick, G., 12-0227
 Salerno, G., 12-0734, 15-0243, 15-0304, 15-0361
 Sales, M., 16-1027, 16-1431
 Salfeld, J.C., 13-0461
 Salgaonkar, P.D., 19-0810
 Salim, J.R., 16-1863
 Salinger, R., 05-0103, 08-0062
 Salinger, R.M., 05-0158, 12-0569, 16-0540
 Salisbury, K., 18-0855
 Sall, D.J., 10-0993
 Saller, H., 02-0057
 Salmón, M., 10-1247
 Salmon-Legagneur, F., 18-0130
 Salmond, W.G., 01-0021
 Salomaa, P., 10-0506, 10-0520, 10-0574, 10-0598, 10-0658, 10-0749, 10-1061, 16-0098, 16-1658
 Salomon, C., 15-1486
 Salomon, C.J., 18-0287
 Salomon, M.F., 10-0744, 10-1511

- Salomon, R.G., **10-0744**,
10-1507, **11-0389**, **19-0447**
- Salomone, A., **16-0473**
- Salomone, R.A., **16-2115**
- Salov, B.V., **13-0107**
- Saltiel, J., **07-0054**, **18-0463**
- Saluja, P.P.S., **10-0184**
- Salunkhe, A.M., **12-0519**,
19-1260
- Salunkhe, M.M., **11-0213**,
11-0383, **11-0555**, **15-1016**,
16-0058, **16-1170**, **16-1543**,
19-0324, **19-1323**
- Saluzzo, C., **10-1125**, **15-0865**,
16-1933
- Salvador, J., **19-1479**
- Salvadori, P., **04-0120**, **15-1136**,
15-1693, **16-0831**
- Salvataore, R.N., **17-0234**
- Salvatella, L., **15-2054**
- Salvatella, L., **15-2059**
- Salvatore, R.N., **10-0826**,
10-0859, **10-0861**, **10-0889**,
10-0973, **16-1867**
- Salvi, N.A., **19-1022**
- Salvino, J.M., **08-0199**
- Salzbrunn, S., **11-0157**, **13-0096**
- Salzer, A., **05-0145**
- Salzmann, T.N., **12-0240**,
17-0294
- Salzner, U., **04-0372**, **04-0373**,
04-0375
- Sam, D.J., **10-0462**, **19-0388**
- Samajdar, S., **11-0143**, **16-0072**,
16-0231, **16-0283**, **19-0224**
- Samanich, D., **15-1677**
- Samant, S.D., **11-0303**, **16-1779**
- Samanta, A., **07-0022**
- Samanta, S., **10-0812**, **10-0829**,
15-0567, **15-0570**, **16-0597**,
19-0932, **19-1336**
- Samanta, S.K., **18-0690**
- Samanta, T., **19-0247**,
19-0249
- Sambri, L., **10-0931**, **10-1064**,
11-0457, **15-1018**, **15-1105**,
15-1289, **16-0521**, **16-0615**,
16-1618, **17-0160**, **19-0997**
- Samec, J.S.M., **19-1146**
- Sames, D., **11-0326**, **13-0307**,
13-0504, **15-0727**, **19-0286**
- Samii, Z.K.M.A.E., **15-1851**
- Samimi, H.A., **19-0144**
- Samitov, Yu.Yu., **06-0056**
- Samizu, K., **19-0169**
- Samkoff, N., **13-0734**, **14-0105**
- Sammakia, T., **10-0539**
- Sammelson, R.E., **17-0263**
- Sammes, M.P., **03-0045**,
17-0506
- Sammes, P.G., **10-0993**,
13-0128, **15-0962**, **15-2235**,
16-1323, **18-0872**
- Sammis, G.M., **15-1335**
- Sammonds, L., **16-1021**
- Samoilova, N.A., **16-1816**
- Samoilova, R., **05-0263**
- Samoilova, Z.E., **04-0036**
- Samokhvalov, G.I., **15-0064**
- Samoshin, V.V., **04-0333**,
04-0360, **16-0673**
- Sampedro, D., **15-2416**,
18-0592
- Sample Jr., T.E., **15-2087**
- Sampler, E.P., **03-0137**
- Sampoli, M., **08-0129**
- Samsel, E.G., **15-0515**
- Samuel, C.J., **18-0854**
- Samuel, D., **13-0758**
- Samuel, O., **16-1189**
- Samuel, P.A., **18-0397**
- Samuelsson, B., **10-1089**,
10-1096, **10-1591**, **19-0775**
- Samuilov, Ya.D., **15-1932**
- Samuni, U., **19-0360**, **19-0381**
- San Filippo Jr., J., **10-0743**,
10-1350, **11-0579**, **12-0631**,
14-0160, **14-0377**, **18-0749**,
18-0751, **19-0098**
- Sanada, T., **13-0450**
- Sanbri, L., **15-0875**
- Sancassan, F., **04-0314**,
04-0384, **08-0168**
- Sanchez Jr., G.V., **11-0327**,
15-2398
- Sanchez, A.M., **11-0558**
- Sanchez, B.L., **13-0764**
- Sanchez, C., **16-1662**
- Sanchez, M. de N. de M.,
16-0027
- Sanchez, M.G., **18-0676**
- Sanchez, R., **16-0273**, **16-1813**
- Sanchez, R.A., **15-0115**,
16-1460
- Sánchez, A., **11-0356**
- Sánchez, B., **15-1225**
- Sánchez, F., **10-0729**
- Sánchez, L.R., **10-0133**
- Sánchez-Baeza, F., **19-0384**
- Sanda, J.C., **04-0502**
- Sandall, J.P.B., **11-0101**,
11-0577
- Sandefur, B.J., **10-0889**
- Sandefur, L.O., **15-1091**
- Sander, G.E.C., **16-1869**
- Sander, M.R., **11-0560**
- Sander, W., **04-0477**, **05-0207**,
19-0364
- Sanderfer, P.O., **17-0503**
- Sanders, A.W., **05-0177**
- Sanders, C.J., **15-1885**,
15-1905
- Sanders, D.P., **18-0778**, **18-0781**
- Sanders, L.A., **15-0135**
- Sanders, W.J., **15-0292**
- Sanderson, J.R., **17-0520**,
17-0522, **17-0523**, **17-0524**
- Sanderson, R.T., **01-0023**,
01-0027
- Sanderson, W.A., **18-0017**
- Sanderson, W.R., **15-1771**
- Sandford, G., **11-0314**, **16-0454**
- Sandhu, J.S., **10-0591**, **10-0843**,
15-1002, **15-1018**, **15-2180**,
16-0149, **16-0234**, **16-0395**,
16-1176, **16-1182**, **16-1253**,
16-1902, **16-1997**, **16-2094**,
17-0384, **18-0313**, **19-0306**,
19-1264, **19-1268**, **19-1433**,
19-1554, **19-1757**
- Sandifer, R.M., **15-1057**
- Sandler, S.R., **10-0751**,
18-0167, **18-0509**
- Sandorfy, C., **03-0001**
- Sandoval, C., **10-1554**
- Sandoval, C.A., **19-1028**
- Sandri, E., **04-0470**, **18-0727**
- Sandri, J., **10-1096**
- Sandri, S., **19-0090**, **19-0098**
- Sandrinelli, F., **12-0242**,
19-0823
- Sandrock, G., **10-0068**
- Sands, R.D., **09-0011**
- Sandström, J., **04-0227**,
04-0228, **04-0274**, **04-0505**,
04-0515
- Sandström, M., **08-0146**
- Sandu, J.S., **10-1394**, **16-0927**,
19-1694
- Sanematsu, F., **10-0063**
- SanFilippo, L.J., **17-0516**,
17-0526
- Sanford, M.S., **18-0833**,
19-0513, **19-0527**
- Sang, X., **10-0855**
- Sanganee, H.J., **10-1640**
- Sangani, P.K., **19-0586**
- Sangiorgi, C., **18-0300**
- Sangster, D.F., **14-0195**
- Sangu, K., **15-2377**
- Sanière, L., **15-1902**
- Sankararaman, S., **10-0565**,
11-0101, **16-1099**, **18-0137**
- Sannicolo, F., **18-0714**, **13-0424**
- Sano, A., **14-0008**
- Sano, H., **10-1825**, **15-0707**
- Sano, T., **10-0993**
- Sanrame, C.N., **05-0113**
- Sans, J., **13-0274**
- Sansano, J.M., **15-0878**

- Sanseverino, A.M., 15-0178, 15-1576
- Sansom, P.J., 16-0104
- Sansone, E.B., 19-1232
- Sansoulet, J., 10-0589, 10-0973, 16-1542, 17-0307
- Santa, L.E., 16-0480
- Santaballa, J.A., 12-0084
- Santacruz-Juárez, E., 10-1162
- Santagostino, M., 19-0198, 19-0199
- Santamaria, J., 14-0219
- Santana, M., 19-1438
- Santaniello, E., 15-0520, 16-1687, 19-0098, 19-0440, 19-1091
- Santarsiero, B.D., 15-0012
- Santella, N., 18-0601
- Santelli, M., 10-0886, 10-1420, 10-1617, 10-1658, 13-0045, 13-0367, 13-0399, 13-0401, 13-0445, 13-0539, 13-0541, 13-0560, 15-0766, 15-1175, 15-2169, 16-0642, 16-1798, 19-0371, 19-1658, 19-1710
- Santhakumar, V., 10-1423
- Santhi, V., 19-1031
- Santi, C., 15-0230, 15-0273
- Santi, R., 13-0582
- Santiago, A.N., 10-0094
- Santiago, B., 10-1416, 12-0336
- Santiago, C., 11-0028
- Santiago, M.V., 18-0875
- Santiesteban, H., 10-0801
- Santinelli, F., 15-1819
- Santini, S., 11-0470
- Santo, K., 16-1425
- Santoni, G., 16-1308
- Santora, B.P., 15-0419
- Santos, A.G., 15-2046, 16-0779
- Santos, J.G., 13-0110
- Santos, L.S., 16-1350
- Santos, M., 11-0268
- Santos, R.C.D., 15-1950
- Santos, R.P., 15-1120
- Santosusso, T.M., 19-0644
- Santra, M., 10-1868
- Santry, D.P., 02-0016
- Santry, L.J., 10-0536, 16-0027
- Sanuki, R., 15-0604, 15-0822
- Sanz, D., 02-0423
- Sanz-Tejedor, A., 11-0268
- Saporoovskaya, M.B., 04-0169, 04-0209
- Sapountzis, I., 13-0225
- Sapra, P., 13-0170
- Sarabi, S., 16-0063
- Saraf, S.D., 11-0393
- Saranca, V.N., 10-1075
- Sarandeses, L.A., 10-1392, 10-1402, 13-0335, 13-0620, 15-1141
- Sarangi, C., 10-1013
- Sarapa, D., 10-0544
- Saraswathy, V.G., 18-0137
- Saravanan, P., 16-0171, 16-0233, 16-1618
- Saravanan, V., 16-1741
- Saravanani, P., 11-0341
- Sard, H., 18-0586
- Sarda, P., 19-1361
- Sardarian, A.-R., 19-0145
- Sardina, F.J., 05-0186, 16-0687
- Sarel, S., 10-0192, 15-0144
- Sarel-Imber, M., 10-0192
- Sargent, G.D., 10-0148, 10-0150, 10-0173, 15-0026, 15-0028, 18-0104
- Sargent, M.V., 02-0093, 02-0272, 02-0298, 18-0371
- Saritha, B., 16-0780
- Sarkar, A., 10-1223, 10-1417, 15-0191, 15-0617, 16-0369, 16-1524, 17-0372, 19-1133
- Sarkar, A.K., 12-0035
- Sarkar, B.R., 15-1378
- Sarkar, D.C., 16-0048, 16-1522, 19-0944
- Sarkar, T.K., 16-1474
- Sarkice, A.Y., 08-0119
- Sarkis, G., 10-0208
- Sarma, D.N., 17-0201
- Sarma, J.C., 15-1199, 16-0233, 16-0358, 17-0332
- Sarma, K.D., 11-0643
- Sarmah, G.K., 19-0230
- Sarmah, P., 10-1108
- Sarner, S.F., 17-0495
- Sarshar, S., 15-2058
- Sartamaria, J., 15-2025
- Sarthou, P., 10-0489, 10-0490
- Sartillo-Piscil, F., 10-1162
- Sartoré, G., 16-1570, 11-0385, 11-0388, 11-0409, 11-0491, 11-0497, 15-1770, 16-0233, 16-0255, 16-1151, 19-0532, 19-0823
- Sartorio, R., 15-1770, 19-0823
- Sartoris, N., 15-2210
- Sarussi, S.J., 19-1012, 19-1200
- Sarvuri, M.H., 11-0423, 14-0277, 16-0311, 16-0325, 17-0439, 17-0443
- Sarzi-Amade, M., 15-1736, 19-0519, 15-1731, 15-1733
- Sasabe, H., 03-0182
- Sasahara, T., 12-0619
- Sasai, H., 10-0672, 15-1808, 16-1008, 16-1043
- Sasaki, H., 10-1416, 15-1829, 15-1829, 16-0552
- Sasaki, K., 11-0630, 12-0547, 13-0279, 13-0466, 13-0782, 14-0200, 14-0204, 15-0502, 16-1017, 19-0635, 19-1004
- Sasaki, M., 10-1546, 10-1803, 13-0208, 18-0904
- Sasaki, R., 16-0452, 16-1358
- Sasaki, S., 10-1438, 16-1880
- Sasaki, T., 10-1322
- Sasaki, Y., 03-0138, 10-1655, 15-0281
- Sasakura, K., 11-0390, 11-0524, 11-0525, 16-1057
- Sasaoka, A., 16-1036
- Sasaoka, M., 02-0394, 14-0190
- Sasaoka, S., 10-1440, 19-1244
- Sasayama, H., 10-0886
- Sashima, M., 18-0342
- Sashiwa, H., 14-0402, 19-1581
- Sasidharan, M., 17-0150, 19-0594
- Sasmal, P.K., 16-0065, 16-1027
- Sass, R.L., 02-0080
- Sassaman, M.B., 16-0185, 19-1511
- Sasse, M.J., 19-1225
- Sasson, S., 15-2113,
- Sasson, Y., 10-0458, 10-0610, 10-0699, 10-1017, 10-1073, 11-0260, 11-0482, 14-0085, 17-0307
- Sastry, G.N., 02-0361, 02-0360, 16-0008
- Sastry, K.A.R., 12-0495
- Sastry, V.V.S.K., 16-0846
- Satchell, D.P.N., 08-0146, 10-0523, 10-0557, 10-0559, 11-0452, 11-0527, 12-0302, 12-0306, 12-0412, 15-0182, 15-0205, 15-0265, 15-0265, 15-0290, 15-0368, 16-0014, 16-0104, 16-0190, 16-0191, 16-0192, 16-0421, 16-1513, 16-1514, 16-1515, 16-1516, 16-1723, 16-1745, 16-1844
- Satchell, R.S., 08-0146, 10-0523, 10-0559, 12-0302, 12-0306, 15-0182, 15-0205, 15-0265, 15-0368, 16-0014, 16-0104, 16-0190, 16-0191, 16-0192, 16-0421, 16-1844
- Satgé, J., 01-0009
- Sathe, S.S., 15-2350
- Sathe, V.T., 16-1152
- Satheesh, G., 10-1550
- Sathyaranayana, B.K., 04-0127, 04-0146, 15-0597
- Satish, A.V., 08-0084

- Sato, A., **15-0743, 18-0549, 18-0701**
- Sato, F., **04-0193, 10-1376, 12-0534, 14-0379, 15-0710, 15-0801, 15-0819, 15-0946, 15-1146, 15-1437, 15-2176, 15-2368, 15-2408**
- Sato, H., **15-2037, 15-2044, 16-1078**
- Sato, K., **10-0676, 11-0517, 11-0651, 12-0473, 13-0050, 13-0462, 15-0209, 15-0528, 15-1641, 15-1662, 18-0729, 19-0706, 19-0816**
- Sato, K.-I., **15-0309, 15-0312**
- Sato, M., **10-1376, 10-1415, 12-0534, 13-0218, 13-0348, 13-0408, 13-0557, 14-0379, 15-0700, 15-1146, 15-1187, 15-1886, 16-1922**
- Sato, N., **13-0287, 16-1455**
- Sato, O., **13-0408, 18-0127, 18-0316**
- Sato, R., **16-0329**
- Sato, S., **07-0058, 11-0216, 14-0071, 16-0353, 19-1391**
- Sato, T., **10-0714, 10-0811, 10-1511, 12-0300, 15-0146, 15-0680, 15-0755, 15-1118, 15-1220, 15-1254, 16-0167, 16-0237, 16-0490, 16-0923, 16-1025, 16-1066, 16-1100, 16-1618, 16-1929, 18-0368, 18-0517, 18-0737, 19-1072, 19-1108, 19-1713**
- Sato, Y., **10-1458, 11-0110, 13-0762, 13-0764, 15-0766, 15-1135, 15-2363, 15-2375, 15-2428, 16-0714, 16-0905, 16-2119, 18-0830**
- Satoh, A., **11-0522**
- Satoh, H., **14-0359, 15-1436**
- Satoh, J.Y., **10-0227, 11-0297, 12-0162, 12-0175, 15-1685**
- Satoh, M., **10-1416**
- Satoh, T., **10-1852, 11-0260, 13-0338, 13-0452, 13-0453, 14-0170, 15-2372, 16-1220, 18-0194, 19-1168, 19-1371, 19-1487**
- Satoh, Y., **15-1187, 16-0696, 16-2100, 18-0276**
- Satsumabayashi, K., **12-0117, 19-0518**
- Sattely, E.S., **18-0780, 18-0792, 18-0808**
- Satti, A.M., **12-0060**
- Satti, N.K., **16-1832**
- Sattur, P.B., **16-2110**
- Satyamurthy, N., **10-1055**
- Satyanarayana, T., **16-0766**
- Saucy, G., **18-0676**
- Sauer, D.R., **13-0488**
- Sauer, E.L.O., **10-1555**
- Sauer, G., **16-1072**
- Sauer, J., **10-1312, 13-0088, 13-0251, 15-1932, 15-1980, 15-2001, 15-2032, 15-2088, 15-2096, 15-2101, 15-2137, 15-2166, 15-2261**
- Sauermann, D., **15-1549**
- Sauermann, G., **05-0147, 05-0153**
- Sauers, R.R., **05-0059, 05-0391, 05-0393, 08-0152, 10-0009**
- Sauerwald, M., **10-1624**
- Saugé, L., **19-1627**
- Saullo, P., **10-0411**
- Saulnier, M.G., **10-0855**
- Saumtally, I., **12-0303**
- Saunders Jr., W.H., **06-0059, 10-0393, 12-0098, 17-0003, 17-0006, 17-0007, 17-0026, 17-0027, 17-0028, 17-0031, 17-0032, 17-0057, 17-0060, 17-0062, 17-0064, 17-0065, 17-0073, 17-0083, 17-0084, 17-0090, 17-0096, 17-0097, 17-0101, 17-0174, 17-0245, 17-0387, 18-0035, 18-0282, 18-0283, 18-0656, 18-0658, 18-0872, 19-0835**
- Saunders, D.G., **05-0279**
- Saunders, M., **02-0235, 02-0365, 04-0462, 05-0002, 05-0020, 05-0097, 05-0098, 10-0181, 10-0200, 10-0201, 10-0968, 15-2070, 18-0002, 18-0008, 18-0022, 18-0027, 18-0042, 18-0049, 18-0511, 18-0640**
- Saupe, T., **08-0089, 08-0182, 08-0183, 08-0184**
- Sauriat-Dorizon, H., **18-0809**
- Saus, A., **19-1800**
- Sausker, J.B., **15-1107**
- Saussine, L., **15-1795**
- Sauter, F., **11-0642**
- Sauthier, M., **15-1454**
- Sauvage, J., **19-1743**
- Sauvage, J.-P., **03-0181, 03-0197, 03-0200, 03-0201, 03-0206, 03-0207, 04-0242**
- Sauve, D.M., **15-0468**
- Sauvé, G., **16-2157, 19-1384**
- Savage, G.P., **15-1939**
- Savall, B.M., **16-0561**
- Savarin, C., **13-0144, 13-0480, 13-0566**
- Saveant, J.-M., **05-0303**
- Savéant, J., **10-0090, 13-0052, 13-0054, 13-0058, 13-0089, 13-0127**
- Savéant, J.-M., **13-0052, 13-0056**
- Savedoff, L.G., **10-0334**
- Savel'yanov, V.P., **10-1089**
- Savel'yanova, R.T., **10-1089**
- Savelli, G., **10-0407, 10-0701, 11-0470, 15-1681, 15-1819**
- Savelova, V.A., **16-2155, 16-2170**
- Savenko, T.V., **15-1735**
- Savenkov, N.F., **15-1652**
- Savige, W.E., **19-0790**
- Savignac, M., **15-0774, 15-0977, 19-1622, 19-1622**
- Saville, B., **10-0838, 12-0715**
- Savin, V.I., **04-0044, 16-0530**
- Savinykh, Yu.V., **10-0315**
- Savle, P.S., **15-1840**
- Savoia, D., **12-0693**
- Sawa, Y., **12-0535, 15-1343**
- Sawada, A., **19-1298, 19-1308**
- Sawada, D., **16-1439**
- Sawada, M., **05-0378, 10-0063, 10-0170, 10-0329**
- Sawada, S., **04-0459**
- Sawada, T., **10-0507, 15-2304**
- Sawada, Y., **18-0904**
- Sawaguchi, M., **10-1044, 10-1045, 15-1520, 15-1548**
- Sawaki, R., **16-0714**
- Sawaki, Y., **15-1786, 18-0375, 19-0322, 19-0383**
- Sawama, Y., **18-0139**
- Sawamoto, H., **15-1115**
- Sawamura, M., **16-1190**
- Sawaya, H.S., **16-1289**
- Sawistowska, M.H., **15-0484**
- Sawyer, D.T., **19-0609**
- Sawyer, J.S., **12-0568, 13-0167, 15-2353**
- Sawyer, R., **19-0645**
- Sawyer, T.K., **16-1823**
- Saxena, I., **16-0358**
- Saxena, M.P., **19-0352**
- Saxena, N., **19-0560**
- Saxton, R.G., **02-0239**
- Sayal, P.K., **19-0471**
- Sayama, S., **17-0293**
- Sayce, I.G., **19-0005**
- Sayed, S.H., **15-1720**
- Sayer, J.M., **16-0099, 16-0316, 16-0317**
- Sayigh, A., **10-0012**
- Sayigh, A.A.R., **16-2071**
- Sayles, D.C., **10-1227**
- Sayo, N., **15-0611, 19-1027**
- Sayrac, T., **02-0204, 14-0258**

- Sayre, L.M., 12-0041
 Sbarbati, N.E., 12-0535
 Scafato, P., 15-1136, 16-0687
 Scaiano, J., 07-0001
 Scaiano, J.C., 05-0113,
 05-0285, 07-0001, 07-0047,
 14-0097, 14-0118, 14-0216,
 18-0073
 Scaiano, J.J., 05-0310
 Scalzi, F.V., 12-0168
 Scamehorn, R.G., 13-0594,
 18-0198
 Scamuzzi, B., 10-0790
 Scanio, M.J.C., 15-2435
 Scanlan, T.S., 10-0802
 Scannon, P.J., 08-0069,
 08-0074
 Scarborough Jr., R.M., 10-0801,
 19-0590
 Scardovi, N., 15-0225
 Scarpati, R., 15-1941
 Scarpello, J.T., 13-0402
 Scarpi, D., 16-0687, 19-1022
 Scartozzi, M., 15-0384
 Scattergood, A., 12-0465,
 12-0467
 Scerer Jr., K.V., 18-0463
 Scettri, A., 15-1558, 15-1818,
 16-0756, 19-0080, 19-0732,
 19-0735, 19-0823
 Schaad, L.J., 02-0095, 02-0107,
 02-0223, 03-0001, 12-0099
 Schaaf, T.K., 15-1585
 Schaafsma, S.E., 16-0043
 Schaal, W., 07-0118
 Schaap, A., 10-1536, 15-2159
 Schaap, A.P., 15-2164
 Schaap, L.A., 15-0722
 Schaart, B.J., 12-0604
 Schaasberg-Nienhuis, Z.R.H.,
 11-0204
 Schachtschneider, J.H.,
 15-2199, 18-0500
 Schade, C., 05-0072, 05-0131,
 05-0146, 12-0396, 12-0550,
 15-1636
 Schade, G., 16-1287
 Schade, O., 05-0207
 Schade, P., 02-0320
 Schädler, H.D., 17-0476
 Schadt, F.L., 10-0158, 10-0162,
 10-0282, 10-0421, 10-0433
 Schaefer III, H.F., 01-0011,
 01-0025, 02-0252, 02-0062,
 02-0172, 02-0251, 02-0261,
 02-0262, 02-0417, 04-0279,
 05-0331, 05-0332, 05-0337,
 05-0383, 05-0385, 07-0015,
 15-0011, 16-1844
 Schaefer, A.D., 16-1851
 Schaefer, F.C., 16-0012,
 16-0197
 Schaefer, J.P., 02-0163,
 10-1096, 13-0252, 16-1412,
 16-2022, 19-0470, 19-0599
 Schaefer, T., 03-0054
 Schaefer, W., 04-0504
 Schaeffer, M.W., 03-0072
 Schaeffer, W.D., 04-0022,
 10-0397
 Schäfer, B., 15-1975
 Schäfer, G., 10-0430, 10-0446
 Schäfer, H., 14-0419, 18-0411,
 18-0413, 19-0250
 Schäfer, H.J., 14-0156, 14-0415,
 15-1998, 17-0514, 19-0319,
 19-0598
 Schäfer, L., 03-0031
 Schäfer, U., 04-0437, 17-0512
 Schäfer, W., 04-0490, 15-2255,
 15-2256, 15-2260, 18-0494
 Schäfer-Ridder, M., 02-0260
 Schaffers, T., 18-0631
 Schaffner, K., 11-0560,
 18-0856, 18-0860, 18-0863
 Schaffrodt, H., 18-0019
 Schakel, M., 10-0711, 15-0043,
 15-2072, 18-0590
 Schaleger, L.L., 10-0534
 Schaller, C., 12-0348
 Schaller, J., 15-2050
 Schaller, R., 16-1873, 16-2041
 Schallner, O., 05-0086
 Schaltegger, A., 18-0190
 Schambach, R.A., 11-0615
 Schamzl, H.-G., 15-1017
 Schamp, N., 16-1224
 Schank, K., 10-0746, 10-0839,
 13-0687, 16-2034, 19-0812
 Schanze, K., 05-0409
 Schapiro, V., 15-2231
 Scharf, D.J., 15-2350
 Scharf, G., 11-0634
 Scharf, H., 15-2001, 15-2235
 Schat, G., 12-0566, 12-0585
 Schatz, B., 18-0705
 Schatz, J., 15-2137
 Schaub, B., 16-1259, 16-1324,
 16-1328
 Schaub, F., 15-1080
 Schauble, J.H., 15-1543,
 19-0733, 19-1001
 Schauder, J.R., 17-0222
 Schauer, M., 03-0072
 Schaumann, E., 15-2231,
 16-0002, 16-0004, 16-2095,
 16-2096
 Schaus, J.V., 12-0273
 Schaus, S.E., 10-1804, 16-0801,
 16-1188
 Scheer, J.C., 17-0132
 Scheeren, H.W., 15-2043
 Scheeren, J.W., 11-0460,
 15-2191, 16-0214,
 16-2081
 Scheffer, A., 15-1788
 Scheffer, J.R., 04-0142,
 05-0285, 16-2093
 Scheffler, K., 05-0234
 Scheffold, R., 17-0216
 Scheibe, S., 16-0211, 16-0212,
 16-0220
 Scheidt, F., 10-0226
 Scheidt, K.A., 04-0124,
 15-1322, 15-1339, 15-1368,
 16-0724, 16-1944
 Scheinbaum, M.L., 18-0559
 Scheiner, P., 17-0505
 Scheiner, S., 03-0020
 Scheinmann, F., 10-1769,
 18-0654
 Scheiper, B., 10-1330
 Scheithauer, S., 16-1724
 Schell, F.M., 18-0344
 Schellenberg, K.A.,
 16-0356
 Schellenberger, H., 19-0326
 Schellman, J.A., 04-0268
 Schelpe, A., 15-0170
 Schemenaur, J.E., 19-1001
 Schenck, G.O., 14-0235,
 15-2151
 Schenck, T.G., 18-0689
 Schenerman, M.A., 19-1181
 Schenk, W.A., 15-1849
 Schenk, W.N., 16-1537
 Schenkluhn, H., 15-2429
 Schepers, R.G., 18-0868
 Schopp, N.P., 02-0383, 02-0385,
 02-0386, 12-0097, 12-0150
 Scheppele, S.E., 06-0076,
 10-0170, 18-0104
 Scherer, P., 12-0035, 12-0036
 Scherrer, R.A., 13-0249
 Schertler, P., 04-0435
 Schetty, G., 18-0132
 Scheuermann, H., 04-0369
 Scheuermann, J.E.W., 10-0955
 Scheuplein, S.W., 18-0735
 Scheurer, P.G., 10-0510
 Schiano, A.M., 16-1505
 Schiavelli, M.D., 10-0232,
 10-0253, 10-1411, 15-0219
 Schick, H., 10-0488
 Schick, U., 12-0274
 Schieb, T., 02-0284
 Schiemenz, G.P., 16-1256,
 16-1264
 Schiess, M., 16-0407, 16-1681
 Schiess, P.W., 17-0403

- Schiesser, C.H., **04-0358**,
05-0080, **05-0082**, **12-0614**,
14-0244, **15-0103**
- Schiff, H., **12-0462**
- Schiffers, R., **18-0703**
- Schijf, R., **11-0460**
- Schikora, E., **05-0357**
- Schildknecht, K., **18-0297**
- Schill, G., **03-0180**, **03-0192**,
03-0194, **03-0195**, **04-0093**,
10-1698
- Schilling, P., **14-0169**
- Schilling, W., **16-1655**
- Schimmel, H., **10-0355**
- Schimpf, G., **16-1077**
- Schindbauer, H., **16-1810**
- Schindler, S.R., **16-1342**
- Schinke, U., **18-0750**
- Schinz, H., **16-2051**
- Schizzer, D., **15-1175**, **19-1022**
- Schopper, P., **10-0152**
- Schippers, P.H., **04-0216**
- Schiraldi, D.A., **11-0629**
- Schirmer, H., **15-2413**
- Schissler, D.O., **15-0448**
- Schlag, E.W., **03-0072**,
05-0339, **07-0022**
- Schlama, T., **13-0554**
- Schlapbach, A., **16-0697**
- Schläpfer-Dähler, M., **04-0460**
- Schlatter, A., **19-1042**
- Schlatter, M.J., **04-0465**
- Schlegel, H.B., **01-0100**,
04-0306, **05-0121**, **10-0020**,
10-0364, **14-0036**, **14-0068**
- Schleifenbaum, A., **02-0076**
- Schleker, W., **15-2001**
- Schlemenat, A., **18-0849**
- Schlemper, H., **08-0084**,
17-0306
- Schlenk Jr., W., **04-0102**,
04-0165, **05-0157**
- Schlenk, W., **05-0157**
- Schlessinger, R.H., **10-1614**,
10-1698, **15-1348**
- Schleth, F., **19-1310**
- Schleyer, P.v.R., **01-0010**,
01-0033, **01-0048**, **01-0054**,
02-0014, **02-0040**, **02-0092**,
02-0099, **02-0104**, **02-0105**,
02-0156, **02-0207**, **02-0251**,
02-0261, **02-0262**, **02-0309**,
02-0311, **02-0338**, **02-0339**,
02-0350, **02-0354**, **02-0371**,
02-0417, **03-0051**, **03-0052**,
03-0058, **03-0060**, **03-0083**,
04-0372, **04-0373**, **04-0492**,
05-0002, **05-0013**, **05-0022**,
05-0024, **05-0030**, **05-0034**,
05-0037, **05-0040**, **05-0047**,
05-0050, **05-0054**, **05-0060**,
05-0068, **05-0076**, **05-0078**,
05-0079, **05-0083**, **05-0087**,
05-0101, **05-0124**,
05-0131, **05-0146**, **05-0148**,
05-0154, **05-0176**, **05-0194**,
05-0337, **05-0385**, **06-0080**,
08-0008, **08-0110**, **08-0233**,
10-0011, **10-0041**, **10-0051**,
10-0053, **10-0057**, **10-0079**,
10-0082, **10-0119**, **10-0120**,
10-0128, **10-0129**, **10-0131**,
10-0133, **10-0153**, **10-0157**,
10-0158, **10-0162**, **10-0164**,
10-0170, **10-0173**, **10-0177**,
10-0178, **10-0181**, **10-0184**,
10-0188, **10-0192**, **10-0196**,
10-0197, **10-0199**, **10-0201**,
10-0206, **10-0208**, **10-0254**,
10-0256, **10-0257**, **10-0279**,
10-0280, **10-0281**, **10-0282**,
10-0318, **10-0320**, **10-0326**,
10-0374, **10-0380**, **10-0393**,
10-0394, **10-0399**, **10-0421**,
10-0433, **10-1112**, **10-1538**,
11-0004, **12-0009**, **12-0396**,
12-0407, **12-0421**, **12-0550**,
12-0655, **12-0687**, **13-0028**,
13-0048, **14-0101**, **15-0035**,
15-0106, **15-0140**, **15-0630**,
15-0647, **15-1947**, **15-2196**,
18-0002, **18-0007**, **18-0009**,
18-0018, **18-0029**, **18-0045**,
18-0048, **18-0100**, **18-0105**,
18-0113, **18-0114**, **18-0115**,
18-0116, **18-0118**, **18-0119**,
18-0509, **18-0510**, **18-0511**,
18-0624, **19-0008**, **19-1286**
- Schlicher, J.W., **19-1184**
- Schlingloff, G., **18-0363**
- Schlitt, R., **18-0708**
- Schlögl, K., **04-0078**, **04-0083**,
04-0175
- Schlögl, R., **15-0459**
- Schlosberg, R.H., **05-0023**,
05-0031, **11-0014**
- Schlosser, M., **10-1312**
- Schlosser, M., **11-0040**,
12-0391, **12-0394**, **12-0395**,
12-0424, **12-0551**, **16-1259**,
16-1282, **16-1297**, **16-1303**,
16-1323, **16-1324**, **16-1328**,
16-1329, **16-1330**, **16-1331**,
17-0024, **17-0026**, **17-0209**,
17-0310, **18-0418**
- Schlubach, H.H., **15-1620**
- Schlummer, B., **15-0389**
- Schlund, R., **12-0062**
- Schlüter, A., **04-0431**
- Schlüter, K., **15-0094**
- Schmalstieg, L., **02-0282**
- Schmalz, D., **02-0321**,
05-0148
- Schmalzing, D., **04-0175**
- Schmelzer, A., **04-0416**
- Schmerling, L., **15-0713**,
15-0725, **15-1636**
- Schmickler, H., **02-0102**,
02-0284, **02-0295**, **02-0320**,
02-0326, **02-0330**
- Schmid, B., **16-0147**
- Schmid, C.R., **19-0109**
- Schmid, G.H., **10-0122**,
10-0134, **15-0001**, **15-0016**,
15-0021, **15-0022**, **15-0026**,
15-0079, **15-0087**
- Schmid, H., **15-2112**, **18-0526**,
18-0621, **18-0654**, **18-0686**,
18-0691, **18-0705**, **18-0705**
- Schmid, J., **19-0366**
- Schmid, M., **18-0686**
- Schmid, P., **13-0013**, **13-0014**
- Schmid, W., **15-0939**
- Schmidbauer, H., **04-0513**
- Schmidlin, J., **15-1166**
- Schmidlin, R., **05-0324**
- Schmidt, A., **12-0623**
- Schmidt, A.H., **02-0347**,
16-1889, **18-0495**, **19-1605**
- Schmidt, B., **18-0779**, **19-1692**
- Schmidt, C., **15-2098**
- Schmidt, D., **18-0641**
- Schmidt, D.M., **13-0773**
- Schmidt, E.K.G., **18-0590**,
18-0590
- Schmidt, E.W., **14-0273**
- Schmidt, F., **16-0703**
- Schmidt, G., **04-0389**, **19-0081**
- Schmidt, G.M.J., **02-0292**,
04-0142
- Schmidt, H., **04-0473**, **19-0598**
- Schmidt, J., **10-1236**
- Schmidt, J.A.R., **10-1552**
- Schmidt, K., **02-0284**
- Schmidt, L.M., **04-0313**
- Schmidt, M.W., **01-0010**
- Schmidt, R., **19-1341**
- Schmidt, R.D., **11-0180**
- Schmidt, R.R., **02-0239**,
05-0135, **10-1734**, **15-2122**,
15-2139
- Schmidt, S., **10-1644**
- Schmidt, S.E., **10-0859**
- Schmidt, S.P., **10-1089**
- Schmidt, T., **12-0077**, **19-1008**
- Schmidt, U., **16-1652**, **16-1655**
- Schmidt, W., **02-0224**, **15-2073**,
15-2111
- Schmidtchen, F.P., **04-0243**,
04-0245

- Schmiedel, R., **02-0206**,
03-0202, **10-1640**
- Schmitt, A.C., **19-0584**
- Schmitt, E., **19-1465**
- Schmitt, R.J., **12-0709**
- Schmittberger, T., **16-1543**
- Schmittl, M., **05-0298**,
18-0487
- Schmitter, J., **10-1437**
- Schmittou, E.R., **10-0517**
- Schmitz, C., **17-0289**
- Schmitz, E., **04-0038**, **16-0140**,
18-0866
- Schmitz, P.H., **10-1664**
- Schmitz, R., **15-1167**, **19-1210**,
19-1536
- Schmitz, R.F., **10-0711**
- Schmolke, B., **18-0590**
- Schmuff, N.R., **05-0143**,
10-1478
- Schmutzler, R., **12-0365**
- Schnabel, W., **02-0158**
- Schnack, L.G., **10-0318**,
18-0507
- Schneemeyer, L.F., **03-0053**
- Schneider, A., **18-0116**
- Schneider, C., **10-0945**,
10-1546, **15-1104**,
18-0603
- Schneider, D.R., **18-0506**
- Schneider, F., **05-0208**
- Schneider, G., **08-0067**
- Schneider, H., **01-0042**,
04-0330, **09-0010**, **10-0192**,
15-0013, **15-1735**, **19-0461**
- Schneider, H.-J., **03-0110**,
04-0389
- Schneider, J.A., **04-0141**
- Schneider, K., **04-0501**,
18-0496
- Schneider, M., **19-0241**
- Schneider, M.F., **18-0804**
- Schneider, M.P., **18-0615**,
18-0616
- Schneider, P., **12-0577**
- Schneider, R., **13-0198**,
13-0199, **13-0200**, **15-1636**,
19-1312
- Schneider, S., **07-0022**
- Schnell, H., **05-0231**, **11-0386**
- Schnell, H.W., **05-0042**
- Schnider, P., **10-1659**
- Schnöckel, H., **04-0477**
- Schnorrenberg, G., **16-1820**
- Schnurpfeil, D., **15-1573**
- Schnyder, A., **11-0512**
- Schöbel, G., **16-1227**
- Schobert, R., **18-0672**
- Schoch, J., **18-0891**
- Schoeller, W.W., **11-0013**
- Schoemaker, H.E., **15-0395**,
15-0913, **18-0813**, **19-1022**
- Schoenberg, A., **10-1849**,
10-1852
- Schoeneck, W., **13-0682**
- Schoffstall, A.M., **15-1932**
- Schofield, K., **11-0029**,
11-0033, **11-0041**, **11-0050**,
11-0054, **11-0055**, **11-0083**,
11-0094, **11-0096**, **11-0097**,
11-0119, **18-0332**, **18-0336**
- Scholes, G., **19-0438**
- Scholl, M., **18-0767**, **18-0781**,
18-0832
- Scholl, P.C., **19-0603**
- Schöllkopf, U., **04-0136**,
10-0318, **12-0009**, **15-2262**,
16-1197, **16-1198**, **16-1286**,
18-0385, **18-0387**, **18-0389**,
18-0390, **18-0396**, **18-0397**,
18-0410, **18-0411**, **18-0413**,
18-0504, **18-0510**, **18-0730**
- Scholte, A.A., **10-0996**
- Scholz, D., **12-0243**
- Scholz, M., **05-0319**
- Scholz, U., **13-0119**
- Schomäcker, R., **11-0013**
- Schomaker, J.M., **15-1673**
- Schomaker, V., **02-0228**
- Schön, M., **16-0490**
- Schön, U., **16-0429**
- Schönberg, A., **07-0041**,
12-0073, **15-0050**, **15-2151**,
15-2235, **16-1397**, **19-1687**
- Schönberger, A., **19-0262**
- Schönleber, D., **18-0616**
- Schönowsky, H., **14-0320**
- Schoofs, A.R., **04-0214**,
10-0227
- Schoolenberg, J., **15-0409**,
15-0574
- Schore, N.E., **14-0312**, **15-2362**,
19-1033
- Schossig, J., **18-0396**
- Schotte, L., **12-0141**
- Schotten, T., **13-0485**
- Schoustra, B., **17-0002**
- Schowen, K.B., **16-1465**
- Schowen, R.L., **06-0088**,
06-0087, **16-0020**, **16-1465**,
16-1494, **16-1593**, **16-1594**
- Schrader, W., **11-0427**
- Schrage, K., **15-0453**
- Schräpler, U., **19-1736**
- Schreader, L., **19-1368**
- Schreck, J.O., **09-0071**, **09-0081**
- Schrecken, H., **14-0377**
- Schreckenberger, M., **10-1664**,
15-1368, **16-0724**
- Schreer, M., **16-0563**
- Schreiber, J., **10-0723**, **10-1175**,
12-0035, **16-0402**, **16-0404**,
17-0420, **19-0250**
- Schreiber, M.R., **17-0090**
- Schreiber, S.L., **15-2235**,
19-0200, **19-0352**
- Schreibmann, A.A.P.,
19-1645
- Schreier, P., **19-0540**, **19-0542**,
19-0547
- Schreiner, H., **02-0260**
- Schreiner, P.R., **05-0315**,
10-1112, **14-0003**, **14-0142**,
14-0150, **15-0855**, **15-2378**,
18-0627
- Schriesheim, A., **05-0043**,
11-0316, **11-0384**, **12-0063**,
13-0667, **17-028**, **17-0288**,
19-0336, **19-079**, **19-0869**
- Schrimpf, M.R., **12-0469**
- Schrive, J., **14-0233**
- Schriver, G.W., **05-0002**,
10-0177
- Schrock, R.R., **16-1367**,
18-0755, **18-0756**, **18-0762**,
18-0768, **18-0775**, **18-0780**,
18-0792, **18-0800**, **18-0808**,
18-0822, **18-0828**, **18-0829**,
18-0836
- Schröder, B., **18-0850**
- Schröder, F., **15-0965**
- Schröder, G., **02-0274**, **02-0298**,
02-0314, **02-0324**, **04-0193**,
15-1702, **18-0634**, **18-0635**,
18-0637, **19-0361**, **19-0375**
- Schröder, M., **03-0114**,
15-1656, **16-0647**
- Schröder, U., **16-1198**
- Schrøder, S., **17-0005**
- Schroeck, C.W., **16-1387**,
16-1388
- Schroeder, G.M., **10-1632**,
10-1628
- Schroeder, H.E., **03-0103**
- Schroeder, J.D., **10-0948**,
19-0175, **19-0679**
- Schroeter, S., **14-0235**
- Schroeter, S., **14-0235**
- Schroll, G., **10-0910**,
15-0468
- Schroth, W., **02-0118**, **17-0476**,
19-1794
- Schrott, W., **12-0509**
- Schrumpf, G., **04-0281**, **10-1536**
- Schubert, H., **04-0143**
- Schubert, P.F., **07-0079**,
07-0081, **07-0088**
- Schubert, R.M., **19-0903**
- Schubert, U., **04-0513**,
15-0783

- Schubert, W.M., **02-0370**,
11-0045, **11-0271**, **11-0443**,
11-0609, **11-0610**, **14-0447**,
15-0025, **19-0428**
 Schuchardt, U., **19-0611**
 Schuda, P.F., **15-2126**
 Schug, R., **15-2223**
 Schugar, H.J., **02-0199**
 Schuld, C.L., **15-1722**
 Schulenberg, J.W., **02-0401**,
18-0874
 Schuler, R.H., **05-0273**, **05-0280**
 Schulman, D.R., **16-0040**
 Schulman, E.M., **16-0040**
 Schulman, J.M., **04-0430**
 Schulman, M.F., **15-0631**
 Schulmeier, B., **11-0233**
 Schulmeier, B.E., **15-2088**
 Schult, K.E., **15-0359**
 Schulte II, J.P., **18-0808**,
19-1010, **19-1315**
 Schulte, T., **19-1310**
 Schulte-Elte, K.H., **12-0662**,
14-0237
 Schulte-Frohlinde, D., **07-0054**
 Schultz, A.G., **05-0322**,
15-0537, **18-0184**, **18-0471**,
18-0860
 Schultz, F., **11-0610**
 Schultz, H.P., **16-2050**
 Schultz, J.C., **05-0073**
 Schultz, M., **19-0056**
 Schultz, M.J., **16-0865**, **19-0120**
 Schultz, P.G., **07-0118**, **18-0604**
 Schultz, R.A., **03-0101**
 Schultz, S.C., **15-0409**
 Schultze, L.M., **16-2099**
 Schulz, E., **19-1028**
 Schulz, H., **19-0482**,
 appendixA-0017
 Schulz, J.G.D., **19-0422**
 Schulz, L., **10-1605**
 Schulz, M., **19-0503**
 Schulz, W.H., **02-0284**
 Schulz-von Itter, N., **10-0567**
 Schulze, P.D., **05-0344**
 Schulze, S.M., **18-0601**
 Schulze, V., **16-0491**
 Schumacher, R., **16-1419**
 Schuman, M., **18-0818**
 Schumann, H., **11-0360**,
12-0614, **13-0322**, **15-0767**
 Schumann, R.C., **16-1018**
 schumann, W., **10-0860**
 Schummer, A., **04-0243**
 Schummer, D., **18-0233**
 Schüngel, F.-M., **05-0315**
 Schürer, S.C., **18-0774**
 Schurig, V., **04-0037**, **04-0173**,
04-0175, **04-0211**
 Schurz, K., **01-0011**
 Schüssler, H., **16-1716**, **16-1799**
 Schüßler, M., **19-0503**
 Schuster, A., **04-0434**
 Schuster, D.L., **07-0064**,
15-2238, **15-2254**, **18-0856**,
18-0861
 Schuster, G.B., **01-0042**,
05-0347, **05-0401**, **14-0244**
 Schuster, H.F., **04-0135**,
04-0481, **10-0231**, **15-0106**,
15-0443, **15-2183**, **16-2091**,
17-0378, **18-0171**, **18-0695**
 Schuster, I.I., **05-0088**
 Schuster, P., **03-0001**
 Schut, J., **14-0404**, **19-1587**
 Schütte, H., **10-0317**
 Schütz, T., **16-0576**
 Schüürmann, G., **10-0410**
 Schwab, J.W., **16-1565**
 Schwab, P., **18-0766**
 Schwab, P.A., **15-1786**
 Schwab, W., **18-0462**
 Schwamborn, M., **02-0260**
 Schwan, A.L., **19-1525**
 Schwarm, M., **19-1082**
 Schwartz, A., **04-0196**
 Schwartz, H.S., **10-0724**
 Schwartz, J., **12-0245**, **15-0706**,
15-1150, **15-1151**, **16-1348**,
16-1367, **17-0413**, **19-1665**
 Schwartz, J.L., **18-0696**
 Schwartz, L.H., **18-0046**
 Schwartz, L.M., **08-0164**
 Schwartz, M., **04-0282**
 Schwartz, M.A., **19-1230**
 Schwartz, R.A., **12-0398**
 Schwartz, S., **08-0019**
 Schwartz, S.J., **18-0429**
 Schwartzman, L.H., **19-1184**
 Schwarz, H., **05-0002**, **05-0067**,
10-0133, **10-0488**, **18-0077**,
19-0064
 Schwarz, J., **08-0075**, **19-0602**
 Schwarz, L., **13-0299**
 Schwarz, M.J., **16-1466**
 Schwarz, R., **15-1052**
 Schwarz, S., **10-0488**
 Schwarz, W., **13-0704**, **16-2108**
 Schwarzenbach, D., **02-0402**
 Schwarzenbach, K., **15-2323**
 Schwebel, H., **10-0848**
 Schweig, A., **02-0204**, **02-0215**,
04-0473
 Schweikert, N., **03-0194**
 Schweinsberg, F., **14-0043**
 Schweiter, M.J., **15-1824**
 Schweitzer, D., **02-0308**
 Schweizer, E.E., **15-2263**,
17-0259
 Schweizer, T., **01-0042**
 Schweizer, W.B., **04-0295**,
04-0504, **05-0191**, **05-0192**,
12-0036, **16-0407**
 Schwellnus, K., **16-1204**
 Schwemlein, H.P., **03-0083**
 Schwendeman, R.H., **01-0052**
01-0078
 Schwenker, R.P., **07-0028**
 Schweppe, A., **19-0830**
 Schwesinger, R., **08-0084**,
08-0186, **17-0306**
 Schwetlick, K., **12-0742**,
14-0223, **14-0292**
 Schwier, T., **10-1432**, **15-0738**
 Schwierz, H., **03-0188**
 Schwyzer, R., **16-1579**
 Sciacovelli, O., **17-0031**
 Scilly, N.F., **16-1971**
 Sclafani, J.A., **13-0530**
 Sclove, D.B., **18-0203**
 Scoccitti, T., **19-1142**
 Scola, P.M., **10-0899**, **15-2122**
 Scopes, D.I.C., **15-0364**
 Scopes, P.M., **04-0102**
 Scorrano, G., **05-0070**, **08-0009**,
08-0111, **08-0129**, **16-1576**
 Scott J.L., **09-0084**
 Scott, A.P., **02-0186**
 Scott, A.D., **10-0003**, **16-1562**
 Scott, A.I., **13-0299**
 Scott, A.P., **18-0219**
 Scott, C.B., **10-0349**, **17-0194**
 Scott, D.A., **15-0197**, **15-0202**,
15-0588
 Scott, F.L., **05-0054**
 Scott, I.L., **15-1428**
 Scott, J.A., **08-0223**, **08-0231**,
08-0236
 Scott, J.L., **09-0120**, **16-1172**,
18-0490
 Scott, J.M.W., **06-0057**,
10-0033, **10-0034**, **10-0078**,
11-0587
 Scott, J.W., **04-0134**, **04-0136**
 Scott, K.J., **17-0094**
 Scott, K.W., **18-0758**, **18-0760**,
18-0762
 Scott, L.T., **02-0271**, **02-0319**,
02-0353, **02-0358**, **02-0360**,
16-1655, **18-0062**, **18-0520**,
18-0521, **18-0646**, **18-0520**
 Scott, M.D., **17-0446**
 Scott, M.K., **12-0691**
 Scott, P., **15-0332**, **15-1885**
 Scott, R.M., **18-0396**
 Scott, S.L., **15-0315**,
19-0074
 Scott, W.B., **04-0449**,
10-1236

- Scott, W.J., **10-1305, 10-1346, 10-1347, 12-0256, 12-0257, 12-0259, 12-0276, 13-0389**
- Scouten, C.G., **10-0182**
- Scremin, M., **16-1632**
- Screttas, C.G., **09-0059, 10-1852, 12-0392, 12-0542, 14-0411, 14-0413, 16-0965, 18-0192, 19-0974**
- Screttri, A., **15-0232, 15-1741, 15-1822**
- Scribner, R.M., **10-1078, 16-0447**
- Scriven, C.E., **19-1725**
- Scriven, E.F.V., **05-0396, 05-0411, 10-1005, 10-1011, 11-0148, 12-0236, 15-1932, 16-1622, 18-0282, 19-1256**
- Scully Jr., F.E., **19-0662**
- Seabury, M., **15-2219**
- Seabury, N.J., **13-0075**
- Sealy, J.M., **19-1671**
- Seapy, D.G., **10-1089**
- Searle, C.E., **17-0498**
- Searle, R., **02-0059**
- Sears, P.G., **08-0231**
- Seayad, A.M., **15-0333, 15-0342, 16-0306, 16-0344**
- Seayad, J., **15-0314**
- Sebastian, J.F., **01-0047**
- Sebastian, R., **03-0054**
- Sebastián, R.M., **15-1022**
- Sebastiani, G.V., **11-0279, 17-0031, 17-0033, 17-0051, 17-0110**
- Sebban, M., **12-0599**
- Sebti, S., **15-1001, 15-1029**
- Sechrest, R.C., **04-0362**
- Seco, J.M., **04-0106, 04-0108, 04-0109**
- Seconi, G., **12-0045**
- Secor, R.M., **04-0185**
- Sedaghat-Herati, M.R., **10-0308, 11-0029**
- Seddighi, B., **10-0655, 10-0668**
- Seddon, K.R., **09-0109, 09-0111, 13-0415**
- Sedelmeier, G., **15-2196**
- Sederholm, C.H., **04-0323**
- Sedlmeier, J., **19-0721**
- Seidrani, R., **10-1520, 15-1092**
- Seebach, D., **04-0131, 04-0132, 04-0136, 04-0424, 05-0148, 05-0191, 05-0192, 10-0558, 10-1666, 10-1667, 10-1693, 10-1697, 10-1701, 10-1703, 10-1708, 10-1721, 10-1731, 10-1767, 12-0240, 12-0619, 15-1042, 15-1114, 15-2103, 16-0246, 16-0407, 16-0520, 16-1014, 16-1149, 16-1681, 16-2012, 16-2035, 19-0742, 19-1281, 19-1692, 19-1710**
- Seeboth, H., **13-0093, 13-0244, 13-0245, 13-0247**
- Seekircher, R., **19-0422**
- Seel, C., **03-0202**
- Seeley, D.A., **15-2112**
- Seelhammer, T., **13-0291**
- Seely, F.L., **14-0020**
- Seeman, J.I., **04-0267, 09-0012, 18-0485**
- Seetz, J.W.F.L., **12-0566, 12-0583**
- Sefcik, M.D., **12-0051**
- Seferin, M., **15-0798, 18-0781**
- Segal, G.A., **02-0016**
- Segall, Y., **15-0498**
- Seganish, W.M., **10-1212, 13-0632, 13-0637**
- Segebarth, N., **07-0075, 10-0080**
- Seger, A., **19-1034**
- Sekhrouchni, L., **16-0555, 16-1917**
- Segi, M., **16-1104**
- Segmuller, B., **04-0519**
- Segoe, K., **10-1806**
- Segorbe, M.M., **12-0262**
- Segovia, A., **19-0355**
- Segre, A., **03-0079**
- Seguineau, P., **16-1306**
- Segura, P., **09-0078, 11-0614**
- Segura, R.C.M., **19-1021**
- Sehgal, A., **18-0667**
- Sehgal, C., **07-0079**
- Sehgal, C.M., **07-0079**
- Sehmi, P., **05-0006, 06-0047**
- Seib, R.C., **10-0170, 17-0035**
- Seibel, W.L., **10-0993, 17-0324**
- Seibl, J., **10-0015**
- Seiche, W., **15-1481, 15-1491**
- Seid, M., **18-0275**
- Seidel, B., **15-2182, 15-2222**
- Seidel, C.F., **16-2051**
- Seidel, D., **16-1161**
- Seidel, G., **13-0472, 18-0828**
- Seidel, W.C., **15-1504**
- Seidl, P., **10-0148**
- Seigal, B.A., **18-0779**
- Seiji, Y., **13-0770**
- Seijo, E., **16-1140**
- Seikaly, H.R., **15-0182, 15-0205, 15-0265**
- Seiler, P., **03-0045**
- Seiler, S.T., **04-0431**
- Seip, H.M., **02-0030, 04-0261, 04-0317, 04-0350**
- Seip, R., **03-0050**
- Seites, P.G., **10-1183**
- Seitz Jr., E.P., **10-1430**
- Seitz, G., **02-0206**
- Seitz, T., **16-1765**
- Seitz, W., **04-0038**
- Sekar, G., **10-0684, 10-0925, 10-0956, 10-0962, 15-2297, 19-0535**
- Sekhar, Ch.V.R., **16-0616**
- Sekhar, K.C., **11-0394, 19-1214**
- Seki, A., **15-0994, 16-0978**
- Seki, H., **03-0193**
- Seki, M., **16-1981, 16-1989, 16-1990**
- Seki, T., **19-1766, 19-1773**
- Seki, Y., **10-0170**
- Sekiguchi, A., **04-0503, 05-0179, 05-0317, 10-0785, 13-0538**
- Sekiguchi, S., **11-0169, 13-0015, 13-0155, 16-1593**
- Sekiguchi, Y., **15-1004, 16-1036**
- Sekine, A., **15-1023**
- Sekiya, A., **10-1306, 13-0263, 13-0279, 13-0710, 15-0176**
- Sekiya, K., **10-1372**
- Sekiya, M., **10-1524, 16-0273, 18-0249**
- Sekljic, H., **16-1774**
- Selby, D.W., **10-0228**
- Selegue, J.P., **02-0366**
- Seliger, H.H., **15-2165**
- Selikson, S.J., **19-1422**
- Selim, A., **10-1640**
- Selinka, C., **02-0084**
- Selitsianos, D., **16-1310**
- Sell, T., **15-0413, 19-0983**
- Sella, A., **10-0321**
- Sellers, C., **13-0717**
- Sellers, S.F., **18-0589**
- Sello, G., **15-1758**
- Selman, C.M., **12-0013**
- Selman, S., **18-0188**
- Seltzer, R., **10-0488, 10-0489**
- Seltzer, S., **15-2088, 15-2094**
- Selva, A., **14-0341**
- Selva, M., **09-0104, 10-0412, 10-0884, 12-0746, 13-0406, 19-0339**
- Selvakumar, K., **13-0399, 19-1703**
- Selve, C., **10-0908**
- Selvi, S., **11-0473**
- Selwood, T., **16-1559**
- Selzle, H.L., **03-0072**
- Semenov, A.O., **14-0118**
- Semenow, D., **10-0394**
- Semenov, D.A., **13-0038, 13-0079**
- Semigran, M.J., **19-1719**

- Semmelhack, M.F., **02-0053**,
10-1251, **10-1253**, **10-1255**,
13-0361, **13-0462**, **13-0596**,
15-0230, **15-2429**, **17-0340**,
19-0109
- Semmingsen, D., **02-0346**
- Semones, A.M., **13-0463**
- Sen Gupta, K.K., **19-0711**
- Sen Gupta, S., **19-0711**
- Sen Sharma, D.K., **10-0178**
- Sen, A., **14-0261**
- Sen, D., **03-0105**
- Sen, K.D., **01-0022**, **01-0024**,
01-0028
- Sen, S., **15-2410**
- Sen, S.E., **10-0543**, **15-0786**
- Senanayake, C.B.W., **12-0260**
- Senanayake, C.H., **16-0462**,
19-1207
- Senatore, L., **16-2144**, **16-2145**
- Senboku, H., **10-1863**, **14-0439**,
15-1387, **17-0383**
- Senda, T., **15-1130**
- Senda, Y., **15-0122**
- Senders, J.R., **04-0440**, **15-2359**
- Sendjarević, V., **10-0060**,
17-0035
- Senet, J., **10-1187**
- Seneviratne, V., **19-0768**
- Seng, F., **16-1343**, **16-1408**
- Senglet, N., **19-0614**
- Sengupta, D., **12-0688**
- Sengupta, K.K., **19-0247**,
19-0249
- Sengupta, S., **12-0404**, **13-0365**,
13-0540, **13-0726**, **16-1951**
- Senju, T., **16-0491**
- Senn, M., **12-0109**, **14-0123**
- Sennhenn, P.C., **15-1777**,
15-1859
- Senthilkumar, P., **17-0477**
- Senthilnathan, V.P., **05-0345**
- Senzaki, M., **15-2084**
- Senzaki, Y., **15-2322**, **18-0469**,
18-0470, **18-0643**
- Seo, J.W., **10-0501**
- Seo, K., **16-1530**
- Seo, S., **04-0206**
- Seoane, G., **15-1724**, **15-2282**
- Seoane, P., **15-1969**
- Seomoon, D., **10-1402**,
13-0620, **15-0820**, **15-0918**
- Seppelt, K., **01-0096**
- Seppo, E., **18-0052**
- Seqyad, A., **15-1378**
- Sera, A., **06-0051**, **09-0086**,
10-0475, **17-0031**, **19-1254**
- Seradj, H., **10-0568**, **16-0160**,
16-0166, **16-0175**, **16-0255**,
16-1623
- Sercel, A.D., **16-0349**
- Serdyuk, L., **17-0257**
- Sereda, G.A., **15-1541**
- Sérée de Roch, I., **19-0701**
- Seregin, I.V., **13-0309**
- Seregina, V.F., **13-0107**
- Serelis, A.K., **15-0104**
- Sergeev, N.M., **04-0333**
- Sergeev, G.B., **12-0609**,
15-0023, **15-0169**, **15-0181**
- Sergeeva, N.S., **12-0731**
- Sergeeva, Z.I., **19-1279**
- Sergeyev, S., **15-0152**
- Sergi, V., **10-0534**
- Sergovskaya, N.L., **15-1574**
- Serguchev, Yu.A., **19-0433**
- Seri, N., **03-0130**
- Serino, C., **10-1281**
- Serita, K.-i., **16-0380**
- Serizawa, H., **15-1187**
- Serizawa, Y., **10-0811**
- Serjeant, E.P., **08-0018**, **08-0160**
- Serra, M., **18-0278**
- Serra-Zanetti, F., **17-0425**
- Serratosa, F., **02-0346**, **02-0347**,
16-1583
- Serravalle, M., **11-0185**,
14-0120, **14-0340**, **14-0363**
- Serva, L., **19-1243**
- Servano, J., **16-0689**
- Servesko, J.M., **15-0594**
- Servi, S., **15-0520**
- Servino, E.A., **13-0425**
- Servis, K.L., **10-0178**, **15-2103**,
18-0471
- Sesana, G., **14-0344**
- Sesenoglu, Ö., **19-0320**
- Seshadri, S., **14-0188**
- Seshita, T., **10-1230**
- Sessions, R.B., **04-0239**,
04-0240, **04-0241**, **04-0244**
- Sestanj, K., **11-0391**
- Sestelo, J.P., **10-1392**, **10-1402**,
13-0335, **13-0620**
- Seter, J., **10-0151**
- Seth, S., **17-0265**
- Seth-Paul, W.A., **09-0047**
- Sethi, A., **15-2041**
- Sethi, K., **16-1213**
- Sethi, P., **16-2031**
- Sethna, S., **11-0380**, **11-0416**,
11-0441
- Sethofer, S.G., **10-0923**
- Sethuraman, M.R., **11-0419**
- Setiarahardjo, I.U., **13-0012**
- Seto, C.T., **16-0687**
- Seto, H., **13-0255**
- Seto, K., **13-0583**
- Setoguchi, H., **15-0929**
- Settambalo, R., **11-0355**
- Setzer, W.N., **05-0148**
- Seubert, J., **18-0497**
- Seubold Jr., F.H., **18-0055**,
18-0065
- Severin, T., **15-1167**, **19-0605**,
19-1210, **19-1536**
- Seville, J.P.K., **15-1950**
- Sevin, A., **14-0314**, **15-2234**,
18-0052, **18-0118**
- Sevlapalam, N., **16-1688**
- Sevrin, M., **10-1089**
- Sewald, N., **15-1138**
- Sexsmith, S.R., **15-2403**
- Sexton, A., **12-0580**, **12-0597**
- Sexton, G., **08-0101**
- Sexton, K.E., **19-1077**
- Seybold, G., **02-0222**, **02-0224**,
18-0042
- Seybold, P.G., **08-0175**
- Seydel, R., **11-0351**
- Seyden-Penne, J., **08-0149**,
15-1001, **15-1111**, **16-1213**,
17-0112, **19-0010**, **19-0874**,
19-0913, **19-1062**, **19-1291**
- Seyferth, D., **05-0380**, **12-0354**,
12-0376, **12-0528**, **12-0568**,
15-1344, **15-1345**, **15-2269**,
15-2271, **15-2272**, **16-0510**,
16-0511, **16-1282**, **19-1306**
- Seyler, J.K., **15-0417**
- Sezen, B., **13-0307**, **19-0286**,
19-0493, **19-0494**
- Seçen, H., **10-0939**
- Sfougattakis, C., **18-0905**
- Sfulcini, A., **15-0961**
- Sha, C., **16-0542**
- Sha, C.-K., **15-0908**, **15-1246**,
15-1249
- Shaabani, A., **19-0149**, **19-0565**,
19-0566, **19-0808**
- Shaafi, E., **19-0092**
- Shaapuni, D.Kh., **19-1360**
- Shabana, R., **16-0211**, **19-1791**
- Shabangi, M., **19-1302**, **19-1671**
- Shackleton, T.A., **15-0515**
- Shadakhari, U., **15-1139**
- Shaefer, C.G., **19-1098**
- Shäfer, W., **02-0204**
- Shaffer, D.K., **14-0207**
- Shafraan, Yu.M., **16-1447**
- Shah, A.C., **16-1809**
- Shah, M.H., **12-0167**, **16-2106**
- Shah, M.M., **11-0381**
- Shah, N.M., **11-0380**
- Shah, R.C., **11-0381**
- Shah, R.D., **16-0362**
- Shah, S.K., **10-1714**
- Shah, S.T.A., **10-0786**
- Shahak, I., **10-1017**, **10-1146**
- Shahi, S.P., **16-0114**, **19-0595**

- Shaik, S., 10-0854, 14-0079, 15-2105
 Shaik, S.S., 02-0006, 02-0041, 08-0142, 10-0089, 10-0100, 10-0358
 Shaikh, N., 10-1297
 Shaikh, N.S., 15-1294
 Shain, S.A., 16-0022
 Shainyan, B.A., 02-0420, 10-0237, 10-0244, 10-0261, 19-1789
 Shair, M.D., 18-0657
 Shakespeare, W.C., 04-0486, 13-0228
 Shakhidayatov, Kh., 12-0057
 Shakirov, M., 11-0013
 Shakirov, M.M., 18-0006, 18-0011
 Shakoori, A., 19-0861
 Shalaev, V.K., 15-2077, 19-0837
 Sham, T.-K., 19-0121
 Shamma, M., 10-0803, 15-1585
 Shamsipur, M., 19-0039
 Shamsuddin, K.M., 19-1103
 Shang, X., 16-1136
 Shang, Z., 14-0060
 Shani, A., 02-0259, 02-0265
 Shank, R.S., 15-2329
 Shankar, B.K.R., 04-0443
 Shanklin, J.R., 16-1195, 16-1387, 16-1388
 Shanklin, M.S., 15-1480
 Shanmugam, P., 10-1546
 Shanmugasundaram, M., 13-0432, 15-2373, 15-2387
 Shannon, I.J., 17-0265
 Shannon, P.J., 19-1487
 Shannon, P.T., 07-0054
 Shao, C., 15-2421
 Shao, D., 16-0663
 Shao, H., 16-1001, 19-0563
 Shao, J.-G., 15-2004
 Shao, L., 18-0667
 Shao, L.-Y., 16-0095
 Shao, M.-Y., 16-0687
 Shapiro, B.L., 02-0101
 Shapiro, G., 16-1733
 Shapiro, I.O., 05-0104
 Shapiro, J., 18-0487
 Shapiro, M.J., 04-0130
 Shapiro, R.H., 17-0268, 17-0269, 17-0273, 17-0274
 Shapland, P., 15-0668
 Shapley, J.R., 15-2202
 Sharada, D.S., 16-0807
 Sharanin, Yu.A., 16-1409
 Sharf, B., 07-0022
 Sharf, V.Z., 16-1470
 Sharghi, H., 10-0679, 10-1161, 10-1165, 11-0423, 11-0549, 14-0277, 16-0311, 16-0325, 17-0443, 18-0323, 18-0660
 Sharifi, A., 16-0129, 16-0144
 Sharifi, T., 11-0029
 Sharma, A.K., 19-1787
 Sharma, D.K., 07-0053
 Sharma, G.T., 09-0074
 Sharma, G.V.M., 10-1131, 16-0781, 16-0795, 16-1671, 16-1684, 18-0702
 Sharma, J.P., 19-0080, 19-0249
 Sharma, L., 16-1529
 Sharma, M., 18-0564, 19-0096, 19-0469
 Sharma, N.K., 16-1195, 19-0584
 Sharma, P., 10-1247, 15-2007
 Sharma, P.A., 19-1018
 Sharma, P.K., 14-0079
 Sharma, R., 16-1957, 19-1485
 Sharma, R.B., 10-0178
 Sharma, R.K., 14-0333
 Sharma, R.P., 10-1013, 17-0198, 17-0201, 17-0332, 19-0934
 Sharma, R.R., 10-1279
 Sharma, S., 10-1355, 10-1367, 12-0570, 16-1757
 Sharma, S.D., 16-1893, 16-2101
 Sharma, S.N., 19-0463
 Sharma, U., 15-1002, 15-2434
 Sharma, V., 15-1605, 16-1708
 Sharma, V.B., 16-0390, 19-0114, 19-0783
 Sharma, V.K., 19-1212
 Sharma, V.L., 19-1491
 Sharnin, G.P., 13-0067
 Sharp, D.W.A., 05-0088
 Sharp, J.T., 13-0745, 15-1355
 Sharp, K.G., 05-0346
 Sharp, M.J., 13-0305
 Sharp, R.L., 15-0647, 15-0650, 15-0669
 Sharpe, L.R., 13-0594
 Sharpless, K.B., 04-0193, 07-0122, 10-0494, 10-0496, 10-0498, 10-0678, 10-0819, 10-0866, 10-1018, 10-1502, 10-1504, 10-1542, 12-0223, 12-0224, 12-0248, 14-0189, 15-1564, 15-1658, 15-1661, 15-1691, 15-1692, 15-1693, 15-1696, 15-1698, 15-1699, 15-1701, 15-1702, 15-1704, 15-1731, 15-1741, 15-1760, 15-1777, 15-1795, 15-1820, 15-1821, 15-1822, 15-1824, 15-1825, 15-1826, 15-1858, 15-1859, 15-1860, 15-1861, 15-1864, 15-1865, 15-1866, 15-1876, 16-1387, 17-0290, 17-0293, 17-0329, 19-0079, 19-0470, 19-0471, 19-0473, 19-0474, 19-0590, 19-0600, 19-0732, 19-0734, 19-0902, 19-1718
 Sharts, C.M., 10-0511, 10-1041, 10-1042, 10-1145, 12-0727, 15-0166, 15-1542, 15-1621, 15-2166, 15-2209, 15-2272
 Shastin, A.V., 15-1918
 Shatavsky, M., 10-0130
 Shatenshtein, A.I., 05-0104, 05-0148, 11-0114, 12-0061
 Shaterian, H.R., 10-0848
 Shatkina, T.N., 18-0026
 Shatskaya, V.A., 16-2155
 Shaughnessy, E.A., 15-2064
 Shaughnessy, K.H., 13-0502
 Shaw, A., 18-0509
 Shaw, C., 16-1840
 Shaw, J.E., 10-0693, 13-0103, 13-0134
 Shaw, J.T., 16-1053, 16-1145, 16-1161
 Shaw, M.J., 11-0313
 Shaw, W.J., 19-0608
 Shchegolev, A.A., 18-0002
 Shchukina, M.V., 16-2143
 She, X., 13-0413, 15-1773, 15-1774
 Shea, H.A., 13-0502
 Shea, K.J., 04-0491, 14-0041, 14-0042, 14-0045, 15-0142, 18-0081, 18-0620, 18-0623, 18-0650
 Shearer, G.O., 15-1732
 Shearer, H.M.M., 02-0228
 Shearing, D.J., 17-0056
 Sheats, G.F., 11-0098
 Sheats, J.E., 13-0028, 13-0030, 13-0719
 Shebaldova, A.D., 15-2199, 18-0500, 18-0756
 Shechter, H., 05-0387, 10-1786, 15-1619, 15-2329, 16-2162, 17-0269, 17-0280, 19-0419, 19-0664
 Sheeba, V., 15-1624, 19-0730
 Sheehan, J.C., 10-0983, 10-1000, 16-1796
 SheHon, D.R., 16-0821
 Sheikh, H., 10-0725
 Sheikh, M.Y., 19-0213
 Shein, S.M., 10-1314, 13-0216
 Shekarraz, M., 10-0681, 10-1799, 15-1577, 15-1848
 Shekhar, R., 13-0487
 Shekhtman, N.M., 04-0363
 Shelby, Q., 13-0482

- Sheldon, C.G., 12-0323, 16-1371
 Sheldon, R.A., 14-0196, 14-0214, 14-0217, 14-0246, 14-0432, 15-1655, 15-1739, 15-1750, 15-1753, 16-1841, 18-0350, 18-0355, 18-0379, 19-0181, 19-0183, 19-0225, 19-0273, 19-0433, 19-0718
 Sheldrake, P., 15-0536
 Sheldrick, G.M., 05-0143
 Sheldrick, W.S., 04-0271
 Shell, B., 19-0429
 Shellhamer, D.F., 15-0004, 15-0033
 Shelly, D.P., 11-0567, 13-0742
 Shelly, K.P., 12-0095
 Shelton, J.R., 15-0069, 16-0400
 Shelton, K.W., 18-0487
 Shemyakin, M.M., 02-0159, 12-0718, 16-1255, 18-0885, 18-0888
 Shen, C., 19-0159
 Shen, C.-X., 16-0451
 Shen, C.-Y., 15-1246
 Shen, C.C.C., 05-0130
 Shen, G.S., 16-1351
 Shen, H., 15-2435
 Shen, J., 12-0342, 16-0687
 Shen, J.-h., 16-0687
 Shen, J.H., 15-1826
 Shen, K., 15-2105, 18-0557
 Shen, L., 10-0997, 15-1124, 16-0699
 Shen, S., 02-0199, 05-0386
 Shen, W., 10-1409, 12-0308, 13-0507, 13-0514
 Shen, X., 16-2078
 Shen, X.-P., 03-0133
 Shen, Y., 11-0328, 11-0358, 16-0810, 16-0811, 16-0834, 16-1428
 Shene, A.L., 17-0178
 Sheng, R., 02-0120
 Sheng, S., 15-0214
 Sheng, S.J., 18-0073
 Shenglof, M., 13-0322
 Shenhav, H., 15-0077
 Shepelavy, J.N., 12-0235
 Shepherd, B.D., 01-0011
 Shepherd, J.P., 15-1676
 Shepherd, R., 18-0032
 Shepherd, R.G., 13-0071
 Sheppard, A.C., 19-0480, 19-0501, 19-0736, 19-0830
 Sheppard, H.C., 11-0113
 Sheppard, N., 02-0034, 02-0037, 05-0088
 Sheppard, P.J., 11-0072
 Sheppard, W.A., 10-0511, 10-1041, 10-1042, 10-1145, 11-0616, 13-0460, 13-0691, 15-0166, 15-1542, 15-1621, 15-2272, 19-1763
 Sheradsky, T., 12-0222, 12-0227
 Sherbine, J.P., 14-0413
 Sheridan, P.M., 08-0197
 Sheridan, R.S., 02-0213, 04-0320, 04-0497, 05-0328, 05-0355, 05-0386, 05-0392, 05-0400, 06-0033, 17-0422, 17-0508
 Sherlock, A.E., 15-0900
 Sherman, J.C., 03-0171, 03-0172, 03-0173
 Sherman, S.C., 11-0629
 Sherman, V.W., 14-0454
 Sherrill, C.D., 03-0073, 03-0074
 Sherrington, D.C., 15-1694, 15-1823, 16-1817, 16-1822
 Sherrod, S.A., 06-0074
 Sherwin, M.A., 18-0641
 Shestopalov, A.M., 16-1409
 Sheu, C., 18-0461, 19-0609
 Sheu, H., 10-0437
 Sheu, J., 15-2061, 15-2136
 Sheu, R.G., 18-0895
 Shevchuk, V.U., 10-1075
 Shevelev, S.A., 10-0483, 11-0180
 Shevlin, P.B., 05-0350, 14-0046, 17-0139, 18-0073
 Shezad, N., 13-0407, 13-0426, 15-2036
 Shi, F., 13-0097, 16-0067, 16-0152
 Shi, J., 10-1390
 Shi, L., 13-0162, 16-0298, 16-0645, 16-0834, 16-1266, 19-1384, 19-1673
 Shi, M., 10-1864, 15-1137, 15-1902, 16-0687, 16-0773, 16-0782, 16-0785, 16-0789, 16-0791, 16-0796, 16-0800, 16-0802, 16-0866, 16-0897, 18-0581
 Shi, Q., 15-1125
 Shi, Q.-Z., 19-0568
 Shi, W.-J., 15-1136
 Shi, W.J., 10-1386
 Shi, X.-X., 16-0253
 Shi, Y., 15-0352, 15-0578, 15-1740, 15-1767, 15-1768, 15-1772, 15-1773, 15-1774, 15-1775, 15-2343, 16-1794, 18-0157
 Shi, Z., 15-0287, 16-0044, 19-1120
 Shi-ike, T., 16-0437
 Shia, K.-S., 10-1494, 15-1100, 16-1067
 Shiba, T., 15-1461
 Shibagaki, M., 19-1287
 Shibahara, F., 11-0498, 15-1492
 Shibakami, M., 03-0168, 13-0710, 15-0176, 04-0179
 Shibanuma, T., 16-0434, 17-0487
 Shibasaki, M., 10-0672, 10-0743, 13-0379, 13-0399, 15-0994, 15-1023, 15-1303, 15-1568, 15-1741, 15-1796, 15-1808, 15-1874, 16-0687, 16-0698, 16-0898, 16-1008, 16-1041, 16-1043, 16-1044, 16-1272, 16-1426, 16-1438, 16-1439, 19-1677
 Shibata, I., 15-0622, 15-1061, 16-0376, 16-0377, 16-0382, 16-0617, 16-0638, 16-0822, 16-0871, 16-1904, 19-1001, 19-1101, 19-1139, 19-1298, 19-1308
 Shibata, J., 16-1129
 Shibata, K., 10-0881, 15-0906, 16-0666, 16-0711, 16-0719
 Shibata, N., 19-178, 19-1783
 Shibata, T., 04-0422, 10-0439, 10-1406, 13-0324, 13-0613, 15-0983, 15-1336, 15-1445, 15-1448, 15-1457, 15-1691, 15-1914, 15-1915, 15-2012, 15-2383
 Shibatmoi, K., 10-1470, 12-0158, 16-0640
 Shibli, A., 10-1385
 Shibutani, M., 02-0296, 02-0303, 02-0328
 Shibuya, A., 15-0350
 Shibuya, I., 16-2116
 Shibuya, K., 19-1610
 Shibuya, S., 15-1247, 19-1283
 Shida, J., 10-0916
 Shida, S., 12-0346
 Shida, T., 05-0284
 Shie, J.-J., 14-0278
 Shieh, C.H., 16-2108
 Shieh, J.J., 02-0080
 Shieh, W.-C., 10-0721, 13-0487
 Shields, G.C., 08-0170, 08-0175
 Shields, G.P., 03-0017
 Shiers, J.J., 10-0246
 Shiga, H., 15-2369
 Shiga, N., 10-0882
 Shiga, Y., 19-1307
 Shigemasa, T., 18-0131
 Shigemasa, Y., 14-0402, 19-1581
 Shigemura, K., 11-0013

- Shigemura, M., **08-0169**
 Shigetani, T., **02-0036**
 Shigeyoshi, Y., **10-1627**
 Shih, C., **10-0394**
 Shih, J., **10-1180**
 Shih, J.G., **05-0083**
 Shih, N.C., **15-0488**
 Shih, N.Y., **03-0210**
 Shih, T.L., **16-1018**
 Shih, Y., **11-0447, 11-0607**
 Shih, Y.-K., **13-0753**
 Shiina, I., **16-0820, 16-1011, 16-1119, 16-1129, 16-1656, 16-1684, 16-1788**
 Shijo, M., **04-0175**
 Shikaura, J., **15-1238**
 Shikimi, M., **15-0154**
 Shillaker, B., **10-0084**
 Shim, C.S., **09-0021, 10-0304, 16-1509**
 Shim, E., **13-0620**
 Shim, S.B., **12-0696**
 Shim, S.C., **10-1626, 13-0599, 16-2120**
 Shim, W.H., **11-0325**
 Shim, S.C., **10-1500**
 Shima, K., **15-0319**
 Shimabayashi, A., **16-2015**
 Shimada, H., **19-1678**
 Shimada, M., **11-0434**
 Shimada, S., **11-0418, 11-0442, 13-0321, 13-0327, 13-0336, 15-0380 18-0517**
 Shimada, T., **13-0538, 15-0211, 15-0745, 15-0787, 15-1719, 18-0143**
 Shimagaki, M., **17-0241**
 Shimamura, T., **16-1129**
 Shimamura, Y., **12-0695**
 Shimane, K., **16-1361**
 Shimanouchi, T., **10-1157**
 Shimanskaya, M.V., **15-2274**
 Shima, I., **18-0882, 18-0890**
 Shimasaki, C., **17-0289**
 Shimazaki, M., **18-0158**
 Shimazaki, R., **13-0293**
 Shimizu, A., **19-1301**
 Shimizu, H., **15-1935 16-0490, 16-1121, 16-1124, 17-0161, 19-0120, 19-0823, 19-1162, 19-1744**
 Shimizu, I., **10-1630, 11-0342, 17-0327, 18-0189, 19-0060, 19-0899**
 Shimizu, K., **10-1322, 15-0993, 15-1391**
 Shimizu, K.-i., **13-0481, 16-1685**
 Shimizu, M., **10-1080, 10-1149, 10-1154, 15-1544, 15-2298, 16-0666, 16-0711, 16-0719, 16-0819, 16-0871, 16-0921, 16-1114, 16-1384, 19-0732, 19-0990, 19-1021, 19-1143, 19-1610, 19-1667, 19-1696**
 Shimizu, N., **10-0163**
 Shimizu, R., **10-1783**
 Shimizu, S., **03-0138, 10-1655, 19-1022**
 Shimizu, T., **10-0919, 16-1661, 16-1836, 16-1981, 16-1989, 19-0827**
 Shimizu, Y., **13-0415, 16-1904**
 Shimobayashi, A., **13-0281**
 Shimoda, K., **15-0626, 16-1545**
 Shimoji, K., **10-1709, 16-1235**
 Shimonaka, K., **11-0323, 16-2156**
 Shimomoto, A., **16-1036**
 Shin, C., **02-0421**
 Shin, C., **10-1516**
 Shin, D., **15-0252**
 Shin, D.-S., **16-1381, 19-0523**
 Shin, J., **05-0092**
 Shin, K.K., **07-0012**
 Shin, S., **15-0844**
 Shin, S.I., **10-0859, 10-0973, 13-0449, 16-1867**
 Shin, W.C., **10-1031**
 Shin, Y.-J., **16-0690**
 Shin-ike, T., **14-0013**
 Shinada, T., **16-0874**
 Shindo, M., **10-1617, 16-0858, 16-2119**
 Shine, H.J., **05-0318, 11-0502, 11-0543, 11-0546, 11-0562, 11-0570, 11-0579, 11-0585, 11-0586, 11-0590, 11-0602, 11-0639, 13-0754, 13-0759, 13-0769, 13-0773, 18-0185, 18-0654, 18-0656, 18-0658, 18-0714, 18-0739, 18-0740, 18-0741, 18-0742, 18-0743, 18-0746, 18-0749, 18-0750, 18-0751, 18-0752, 18-0753, 18-0881, 18-0891**
 Shiner Jr., V.J., **06-0069, 06-0072, 06-0073, 06-0080, 06-0082, 06-0088, 10-0059, 10-0060, 10-0070, 10-0134, 10-0170, 10-0208, 10-0327, 10-0382, 10-0430, 12-0637, 17-0006, 17-0035, 17-0064, 18-0018, 19-0975, 19-0977**
 Shiner, C.S., **05-0126, 10-0743**
 Shiner, V.J., **10-0202, 10-0208**
 Shingaki, T., **12-0233**
 Shingare, M.S., **10-0660**
 Shingu, H., **10-0073, 10-0074, 10-0084, 10-0309**
 Shingū, K., **04-0065**
 Shinhama, K., **14-0355**
 Shinkai, S., **03-0122, 03-0123, 03-0126, 07-0058, 13-0770, 19-1574**
 Shinkarenko, N.V., **14-0228, 15-2156**
 Shinmen, M., **13-0557**
 Shimmyozu, T., **03-0129**
 Shinoda, H., **02-0036**
 Shinoda, K., **15-0707, 19-0361**
 Shinohara, A., **15-1719**
 Shinohara, T., **18-0357, 18-0363**
 Shinohara, Y., **16-1228**
 Shinokubo, H., **14-0009, 10-1202, 10-1396, 10-1498, 10-1550, 10-1625, 13-0317, 13-0333, 13-0429, 13-0433, 15-0305, 15-0731, 15-0743, 15-0863, 15-0915, 15-0935, 15-1206, 15-1208, 15-1252, 15-1254, 15-1265, 15-1645, 15-1646, 15-2385, 15-2427, 16-0466, 16-0647, 16-0865, 16-0992, 19-0127, 19-1666**
 Shinozaki, H., **17-0427**
 Shintani, R., **15-0592, 15-1125, 16-1941**
 Shioiri, T., **10-1798, 12-0068, 12-0512, 15-1791, 15-1807, 16-0947, 16-1032, 16-1221, 16-1225, 16-1229, 16-1314, 16-1392, 18-0216, 18-0231, 19-0487**
 Shiono, M., **16-0434, 17-0487, 18-0440**
 Shiotsuki, M., **10-1453**
 Shipman, M., **10-0246, 18-0057**
 Shippey, M.A., **17-0199**
 Shirae, Y., **13-0482**
 Shiragami, T., **10-0965, 15-0319**
 Shirai, M., **10-0894, 13-0407, 13-0415, 15-1324**
 Shirai, N., **13-0762, 13-0764**
 Shirai, R., **12-0108**
 Shirai, Y., **15-1807, 16-1229**
 Shiraishi, D., **15-0288**
 Shiraishi, H., **19-1663**
 Shiraishi, T., **10-1243, 15-1037**
 Shiraishi, Y., **18-0685**
 Shirakawa, E., **11-0329, 12-0284, 13-0430, 15-0210, 15-1492**
 Shirakawa, K., **12-0497**
 Shirakawa, S., **03-0138, 16-1101**
 Shirasaka, K., **15-2366**
 Shirasaka, T., **16-1487**
 Shireman, B.T., **16-1054**
 Shiri, M., **11-0299**

- Shirini, F., **16-0096, 19-0087**
 Shirley, D.A., **12-0400**
 Shirley, I.M., **15-0420, 15-1667**
 Shirley, R.L., **17-0517**
 Shiro, M., **04-0334, 12-0368**
 Shiro, M., **16-1117**
 Shirokawa, S.-i., **16-1127**
 Shirokova, N.P., **18-0305**
 Shiota, Y., **15-2194**
 Shiroyama, M., **19-0322**
 Shirwaiker, G.S., **18-0644**
 Shirzi, J.S., **19-0242, 19-1701**
 Shishido, K., **16-2119**
 Shishido, T., **10-0896, 15-0371, 15-0732**
 Shitani, R., **15-1140**
 Shiue, J.-S., **19-1670**
 Shivakawa, S., **19-1004**
 Shivanyuk, A., **03-0120**
 Shivaramayya, K., **15-1295**
 Shivasankar, K., **16-1701**
 Shivini, F., **12-0705**
 Shizuka, H., **11-0594**
 Shklover, V., **05-0263**
 Shkmoda, K., **19-1022**
 Shkurko, O.P., **09-0020**
 Shlyapintokh, V.Ya., **14-0228, 15-2156**
 Shner, V.F., **13-0107**
 Shoaf, C.J., **19-1182**
 Shoir, A.G., **19-0394**
 Shobe, D., **18-0162**
 Shodai, H., **10-1230**
 Shoel, S.Md.A., **15-2399**
 Shoemaker, M.J., **18-0390**
 Shohamy, E.B., **17-0056**
 Shoji, M., **15-2139, 19-0505, 19-0507**
 Shokol, V.A., **16-1309**
 Sholle, V.D., **05-0228, 05-0255**
 Shönberg, A., **15-2436**
 Shone, R.L., **06-0076, 11-0648**
 Shono, T., **10-1719, 14-0284, 16-0645, 16-1491, 17-0371, 17-0435, 18-0011, 19-0319, 19-0862, 19-1563, 19-1691, 19-1699**
 Shook, B.C., **17-0164, 17-0165**
 Shook, C.A., **18-0576**
 Shook, D.A., **12-0218**
 Shoosmith, J., **05-0275**
 Shoppee, C.W., **10-0133, 15-0124**
 Shore, N., **07-0044**
 Shore, P.A., **14-0202**
 Shorokhodov, V.I., **11-0294**
 Short, E.L., **11-0607**
 Short, K.M., **15-2438**
 Short, R.P., **16-1034**
 Shorter, J., **08-0136, 08-0149, 09-0016, 09-0019, 09-0020, 09-0038, 09-0041, 09-0058, 09-0061, 09-0078, 10-0350, 10-0443, 16-0424**
 Shortridge, R.W., **04-0412**
 Shostakovskii, M.F., **10-0661, 15-0047, 15-0049, 15-0250, 15-0295**
 Shoup, T.M., **12-0444, 16-0494**
 Shovshinev, S.V., **15-1574**
 Shpan'ko, I.V., **16-0015**
 Shpan'ko, L.V., **13-0086**
 Shreeve, J.M., **12-0136, 15-1533**
 Shriner, R.H., **09-II-0006**
 Shriner, R.L., **04-0001, 04-0013, 09-II-0006**
 Shtamburg, V.G., **04-0042**
 Shteingarts, V.D., **11-0012, 13-0106, 14-0203, 18-0250**
 Shtern, M.M., **10-0242**
 Shtern, V.Ya., **12-0203**
 Shu, C., **10-0294**
 Shu, L., **15-0966, 15-1740, 15-1773, 15-1774, 15-1775**
 Shubashree, S., **13-0147**
 Shubert, D.C., **10-1296**
 Shubin, V.G., **11-0013, 18-0002, 18-0006, 18-0011, 18-0030, 18-0035, 18-0250**
 Shudo, K., **11-0190, 11-0477**
 Shue, R.S., **13-0417**
 Shue, Y.-J., **10-0881**
 Shuekhgeimer, G.A., **15-1987**
 Shuford, R.J., **15-0465**
 Shuikin, N.I., **15-0713, 19-1373**
 Shukla, M.R., **16-1543**
 Shukla, R., **03-0118, 18-0079, 18-0473**
 Shukla, V.G., **19-0810**
 Shukun, H., **19-1370**
 Shul'pin, G.B., **02-0166**
 Shulman, E.M., **16-1148**
 Shulman, G.P., **17-0143**
 Shulman, J.I., **16-1329**
 Shulman, N., **13-0084**
 Shults, R.H., **10-1290, 10-1291**
 Shulyupin, M.O., **15-0373, 15-0382**
 Shumaker, S.H., **18-0329**
 Shumate, K.M., **18-0462**
 Shundo, R., **15-1921**
 Shundo, T., **10-1503**
 Shunmugasundaram, A., **05-0378**
 Shusherina, N.P., **15-2003**
 Shushunov, V.A., **12-0432, 12-0438**
 Shustov, G.V., **04-0036, 04-0039, 10-0367**
 Shute, R.E., **13-0177, 13-0407, 13-0492**
 Shuto, S., **16-1277**
 Shutt, G.R., **10-0007**
 Shuttleworth, S., **10-0647**
 Shvartsberg, M.S., **13-0119, 14-0319**
 Shvkhgeimer, G.A., **15-1617**
 Shvets, V.F., **14-0118**
 Shvets, V.I., **04-0159**
 Shvets, V.F., **14-0116**
 Shvo, Y., **15-0220, 15-0280, 15-0436**
 Shyamsunder, T., **10-0958, 15-0403, 15-0438**
 Si, Y.-G., **16-0550, 16-0869**
 Siahaan, T.J., **15-1082**
 Siam, K., **03-0031**
 Siani, G., **12-0083**
 Sibelle, E.C., **11-0440**
 Sibi, M.P., **14-0030, 15-1050, 15-1096, 15-1107, 15-1216, 15-1962, 15-2066, 16-0687, 16-1737, 16-1957**
 Sibille, S., **10-1397**
 Sicher, J., **04-0451, 10-0208, 17-0007, 17-0015, 17-0018, 17-0021, 17-0022, 17-0024, 17-0025, 17-0096, 17-0389**
 Sicken, M., **02-0295**
 Sicking, W., **01-0090, 15-2060**
 Sickles, B.R., **13-0044**
 Sicre, J.E., **10-0284**
 Siddall, J.B., **15-1080**
 Siddhanta, A.K., **02-0402, 12-0097**
 Siddiquei, A.S., **11-0073**
 Siddiquillah, Md., **12-0465, 12-0467**
 Siddons, D.C., **18-0419**
 Sidhu, H., **17-0036**
 Sidhu, R.S., **18-0733**
 Sidler, J.D., **18-0411**
 Sidot, C., **13-0613**
 Siebeneicher, H., **15-0355**
 Siebenhaar, B., **16-1177**
 Sieber, A., **17-0457**
 Sieber, P., **16-1579**
 Sieber, S., **05-0078, 10-0120, 10-0208**
 Sieber, W., **15-2112, 16-1461**
 Siebert, W., **02-0170**
 Sieburth, S.M., **18-0601**
 Sieburth, S.Mc.N., **15-0758, 15-2436, 16-1947**
 Sieck, R., **10-1033**
 Siczkowski, J., **03-0092**
 Siedle, A.R., **15-2419**

- Siedlecka, R., **19-0129**
 Siegbahn, P.M., **05-0332**
 Siegel, A., **12-0406**
 Siegel, C., **16-1032**
 Siegel, E., **10-0747**
 Siegel, H., **12-0620**
 Siegel, J., **04-0019, 04-0504, 19-1362**
 Siegel, J.J., **11-0079**
 Siegel, J.S., **02-0072, 02-0082, 02-0359, 03-0200, 08-0169, 11-0080**
 Siegel, M.G., **04-0163**
 Siegel, S., **15-0451**
 Siegert, P., **16-2065**
 Siegfried, B., **10-0333, 10-1808, 13-0733, 14-0354, 16-1564, 19-0665, 19-1567**
 Siegfried, R., **10-0178**
 Siegfried, S., **18-0672**
 Siegl, W.O., **10-1812**
 Siegmann, K., **10-1333, 14-0390**
 Siehl, H., **05-0067, 06-0072, 10-0200**
 Sieler, J., **04-0054**
 Siemeling, U., **05-0174**
 Siemers, N.O., **19-1680**
 Siemsen, P., **14-0300**
 Sierakowski, C., **18-0090**
 Sies, C.W., **11-0057**
 Siesel, D., **11-0371**
 Sieskind, O., **11-0344**
 Sifniades, S., **12-0206**
 Sigalas, M.P., **05-0055**
 Sigalov, M., **12-0083**
 Sigeev, A.S., **13-0152**
 Siggel, L., **15-2440**
 Siggel, M.R., **02-0056, 08-0171**
 Sigman, M.E., **05-0401**
 Sigman, M.S., **15-2363, 16-0865, 19-0120, 19-0218**
 Signorella, S., **13-0521**
 Sih, C.J., **04-0180, 19-1020**
 Siklosi, M.P., **12-0660**
 Sikora, D.J., **02-0166**
 Sikorski, J.A., **18-0453**
 Sikorski, W.H., **15-1113**
 Silber, E., **15-2103**
 Silber, J.J., **13-0013**
 Silber, P., **15-2243**
 Silberman, L., **06-0015**
 Silberman, R.G., **02-0197**
 Silbermann, J., **12-0631**
 Silbert, L.S., **10-0693, 10-0747, 10-1690, 12-0208, 14-0151, 16-1252, 16-1694, 16-2039**
 Silbey, R., **07-0022**
 Silcoff, E.R., **16-0975, 16-1044**
 Sild, S., **02-0112**
 Silina, A., **10-1675**
 Silks III, L.A., **18-0871**
 Sill, P., **15-0834**
 Sill, P.C., **15-1444, 15-1445**
 Silla, E., **10-0232**
 Sillion, B., **15-1566, 19-0674**
 Silovani, A., **16-0687**
 Silva Jr., J.F., **18-0210**
 Silva, A.M.S., **07-0121**
 Silva, D. de O., **16-0293**
 Silva, M.A., **15-2004**
 Silveira Jr., A., **18-0440**
 Silveira, C.C., **12-0290, 12-0294, 15-0216, 15-0291**
 Silveira, G.P.C., **16-0776**
 Silveira, P.B., **13-0297**
 Silver, D.M., **15-2105**
 Silver, M.E., **16-1852**
 Silver, M.S., **10-0203, 17-0081**
 Silverberg, L.J., **19-1027**
 Silverman, S.B., **19-1450**
 Silversmith, E.F., **03-0175, 15-2222, 16-1148**
 Silverstein, R.M., **04-0106, 04-0256**
 Silverthorn, W.E., **03-0083, 03-0091**
 Silverton, J.V., **02-0270**
 Silverwood, H.A., **19-0020**
 Silvester, M.J., **11-0310**
 Silvestri, M.G., **10-1503**
 Silvi, B., **08-0198**
 Sim, T.B., **15-0568**
 Simal, F., **15-1643, 15-1959**
 Simamura, O., **18-0374, 19-0787, 19-1565**
 Simandan, T., **10-0974**
 Simándi, L.L., **14-0301, 19-0398, 19-0738**
 Simandoux, J., **15-0024**
 Simchen, G., **10-1524, 16-0943**
 Sime, J.M., **08-0034**
 Simić, O., **15-2065**
 Simkin, B.Ya., **02-0092, 02-0209, 02-0231, 02-0288, 05-0327**
 Simmons, H.E., **02-0032, 02-0255, 04-0230, 04-0242, 04-0246, 10-0462, 12-0235, 13-0038, 15-2227, 15-2228, 15-2327, 15-2328, 15-2333, 15-2336, 19-0388**
 Simmons, M.C., **05-0377, 12-0383**
 Simmons, R., **18-0781**
 Simms, J.A., **15-0047**
 Simms, N., **10-1634**
 Simões, J.A.M., **01-0098**
 Simon, A., **02-0340**
 Simon, E.S., **19-1246**
 Simon, H., **04-0151, 06-0059, 17-0059, 17-0062, 17-0254**
 Simon, J., **11-0157, 13-0096**
 Simon, J.A., **16-2059**
 Simon, J.D., **10-0067**
 Simon, K., **05-0177**
 Simon, W., **04-0163**
 Simon, W.M., **13-0177, 16-1581**
 Simonelli, F., **19-1425**
 Simonet, B., **15-1587**
 Simonetta, M., **01-0007, 01-0072, 02-0260, 02-0268, 02-0277, 02-0285, 02-0319, 13-0010, 15-2103**
 Simoni, D., **16-1260**
 Simonneaux, G., **15-2307**
 Simonoff, R., **19-1513**
 Simonot, B., **15-1592**
 Simonov, A.M., **13-0676**
 Simons, H.E., **02-0052**
 Simons, J., **05-0327**
 Simons, J.H., **16-0446**
 Simons, R.W., **15-1595**
 Simova, S., **16-0487**
 Simpkins, N.S., **10-1639, 12-0105, 12-0108, 15-0040, 15-0311, 16-0851, 16-1236**
 Simpson, C.C., **11-0073**
 Simpson, C.F., **11-0072**
 Simpson, G.R., **08-0180**
 Simpson, G.W., **15-1939, 17-0035**
 Simpson, I.D., **10-1566**
 Simpson, J.H., **10-1400**
 Simpson, J.M., **18-0590**
 Simpura, I., **16-0983, 19-1775, 19-1776**
 Sims, J.J., **19-0446**
 Sims, L.B., **06-0063, 06-0069, 17-0058, 17-0128**
 Sims, L.L., **15-0124**
 Simson, J.M., **12-0233**
 Sinclair, J.A., **14-0396, 15-1188, 18-0453, 18-0455**
 Sindona, G., **10-0545**
 Sinegovskaya, L.M., **04-0295**
 Sineokov, A.P., **15-1966**
 Singaram, B., **10-0893, 10-0923, 10-1417, 12-0516, 12-0519, 13-0172, 15-0670, 15-0671, 15-0674, 15-0675, 15-1187, 16-0997, 18-0433, 18-0442, 18-0443, 18-0456, 19-0026, 19-0161, 19-0416, 19-0888, 19-0939, 19-0953, 19-1126, 19-1154, 19-1172, 19-1271, 19-1498, 19-1499, 19-1527**
 Singaram, S., **15-0693, 19-0888**
 Singer, L.A., **16-2084**

- Singer, M.S., **16-0540**
 Singer, R.A., **02-0374, 13-0177, 13-0188, 13-0473**
 Singer, S.P., **12-0224, 15-1876, 17-0290**
 Singh, A., **07-0080, 07-0087, 10-0808**
 Singh, A.K., **16-0125**
 Singh, B.P., **10-0168, 10-1089, 15-0253, 16-1523, 18-0073, 19-1605**
 Singh, D.U., **16-1779**
 Singh, G., **16-1282**
 Singh, G.P., **15-1795**
 Singh, H.K., **12-0212, 19-1346**
 Singh, J., **10-0474, 10-1071, 10-1624, 15-0694, 16-0993, 16-1071, 19-0096, 19-0469, 19-0471, 19-0925**
 Singh, J.O., **13-0013**
 Singh, K., **10-0603**
 Singh, M., **19-0488, 19-0756**
 Singh, M.P., **19-1643**
 Singh, N., **19-0143**
 Singh, N.K., **12-0338**
 Singh, P., **12-0160**
 Singh, P.N.D., **05-0402**
 Singh, P.R., **10-1318, 13-0713, 14-0357, 16-1779, 19-1339**
 Singh, R., **11-0619, 16-1682**
 Singh, R.P., **11-0341, 15-0620**
 Singh, S., **03-0067, 11-0314, 15-0344, 15-2439, 16-2007, 19-1288, 19-1607**
 Singh, S.K., **19-0397**
 Singh, S.P., **10-0848, 12-0636, 18-0126**
 Singh, U.K., **13-0178**
 Singh, V., **10-0474, 10-1070, 10-1624, 12-0254, 16-0993**
 Singh, V.K., **10-0684, 10-0925, 10-0956, 10-0959, 10-0961, 10-0962, 11-0341, 15-1794, 15-2297, 16-0171, 16-0233, 16-0549, 16-0614, 16-1453, 16-1618, 19-0167, 19-0535, 19-1014**
 Singh, J., **10-1070**
 Singhal, G.H., **17-0171**
 Singhal, N., **19-0210**
 Singleton, D.A., **15-0967, 15-0662, 15-2004, 15-2088, 15-2115**
 Singleton, D.M., **17-0139**
 Sinha, J., **14-0440**
 Sinha, P., **14-0285**
 Sinha, S., **11-0322, 19-0948**
 Sinha, S.C., **16-1055, 18-0727**
 Siniscalchi, F.R., **19-0823**
 Sinisterra, J.V., **19-1022, 19-1762**
 Sinke, G.C., **01-0093**
 Sinn, H., **15-1549**
 Sinnige, H.J., **15-0126**
 Sinnokrot, M.O., **03-0073, 03-0074**
 Sinnott, M.L., **10-0402, 16-0029, 16-0030**
 Sinnreich, J., **15-1598**
 Sinou, D., **10-0802, 10-1100, 10-1453, 10-1454, 10-1780, 13-0404, 15-0598, 18-0761, 19-1050, 19-1776**
 Sinoway, L., **10-1351**
 Sinya, J., **15-0535**
 Sipe Jr., H.J., **11-0215**
 Sipos, G., **05-0083, 16-1227**
 Siquet, C., **11-0276**
 Sirieix, J., **10-1407**
 Siriwardana, A.I., **15-0179, 15-0931**
 Sirkecioglu, O., **16-1609**
 Sirlin, C., **04-0164**
 Sirna, A., **19-0056**
 Sirokmán, F., **16-1227**
 Siroky, M., **10-1796**
 Sirol, S., **19-1045**
 Sironi, M., **02-0121**
 Siska, S.J., **04-0140**
 Siskos, M.G., **11-0433**
 Sisti, A.J., **10-0303, 15-0016, 15-1562, 18-0163, 18-0164, 18-0165, 18-0349**
 Sita, L.R., **04-0148, 16-1050**
 Sitnikov, A.A., **13-0377, 13-0391**
 Sitzmann, M.E., **19-0769**
 Siu, T., **15-1893**
 Sivakamasundari, S., **16-0191**
 Sivakumar, M., **17-0477, 19-0676**
 Sivakumar, S., **04-0160**
 Sivanand, P.S., **16-0267**
 Sivappa, R., **16-1679**
 Sivaram, S., **10-1376, 15-0792**
 Sivasankar, S., **16-1152**
 Sivasankaran, K., **15-0432**
 Six, C., **18-0772**
 Sixma, F.L.J., **11-0377, 11-0605, 17-0132, 19-0357**
 Sixxa, H., **16-0370**
 Sizan, O.E., **10-1851**
 Sjöberg, B., **16-0201**
 Sjöberg, K., **10-0453, 16-0201**
 Sjöholm, Å., **15-1280, 15-0323**
 Sjöholm, R., **16-0562**
 Sjöström, M., **09-0029**
 Skamoto, I., **10-1704**
 Skarnulis, A.J., **12-0580, 12-0597**
 Skarżewski, J., **16-2009, 19-0129**
 Skattebøl, L., **11-0472, 15-2281**
 Skell, P.S., **14-0188, 05-0329, 05-0342, 09-0047, 09-0050, 10-0203, 10-0393, 10-0394, 12-0596, 14-0040, 14-0041, 14-0041, 14-0042, 14-0045, 14-0118, 14-0163, 14-0183, 14-0185, 14-0188, 15-0055, 15-0057, 15-0124, 15-0142, 15-1514, 15-2280, 15-2311, 15-2313, 15-2316, 17-0043, 17-0116, 17-0127, 18-0020, 18-0043, 18-0047, 18-0081, 18-0167, 19-0836**
 Skelton, B.W., **10-0652**
 Sket, B., **12-0126, 19-0633**
 Skidmore, J., **15-1813, 15-1817, 18-0155**
 Skinner, C.J., **11-0314**
 Skinner, G.A., **11-0053, 11-0105**
 Skinner, I.A., **12-0080**
 Skjaerbaek, N., **13-0187**
 Sklarz, B., **19-0010, 19-0311**
 Sklorz, C.A., **16-0647**
 Skobel, H., **15-1346**
 Skobeleva, S.E., **03-0037**
 Skoglund, M., **12-0058**
 Skolnik, H., **appendixA-0001**
 Skonieczny, S., **16-2146**
 Skorcz, J.A., **13-0574**
 Skorobogatova, E.V., **15-0280**
 Skovronek, H., **16-1869**
 Skowronska, A., **15-1845, 16-0432**
 Skrabal, P., **11-0028, 13-0036**
 Skrydstrup, T., **15-1338, 16-0419**
 Skrypnik, Yu.G., **16-2146**
 Skulski, L., **11-0284, 11-0286**
 Skvarchenko, V.R., **15-2077**
 Skwarczynski, M., **15-0829**
 Sky, A.F., **05-0245**
 Slack, D.A., **12-0006**
 Slade, J., **04-0170**
 Sladkov, A.M., **13-0534**
 Slae, S., **17-0046**
 Slagle, J.D., **10-1099**
 Slama, F.J., **10-0383**
 Slater, C.D., **06-0026, 09-0078, 18-0708**
 Slaugh, L.H., **10-1320, 14-0454, 18-0064, 18-0075, 18-0083**
 Slavina, J., **16-1946**

- Slawin, A.M.Z., **02-0312, 10-0246, 15-1782, 16-0493**
 Slayden, S.W., **12-0446, 18-0454**
 Slebocka-Tilk, H., **15-0008, 15-0012, 15-0022, 15-1523, 16-1059**
 Ślebocka-Tilk, H., **16-1595, 16-1596**
 Slee, T.S., **04-0416**
 Sleezer, P.D., **12-0034**
 Slegeir, W., **18-0502**
 Sleiter, G., **11-0010**
 Slieker, L.M., **10-1469**
 Slinckx, G., **18-0509**
 Slingenfelter, D.S., **04-0163**
 Śliwińska, A., **15-0391**
 Sliwinski, W.F., **10-0320, 18-0509**
 Sloboda-Rozner, D., **15-1741**
 Slocum, D.W., **05-0099, 12-0406, 13-0640, 13-0641**
 Slocum, M.G., **12-0406**
 Slopianka, M., **10-0466, 15-2172**
 Slotin, L., **04-0253**
 Slowinski, F., **15-2442**
 Ślusarska, E., **10-0993**
 Slutsky, J., **17-0495**
 Smadja, W., **15-0106**
 Smail, F.R., **09-0106**
 Small Jr., V.M., **10-0731**
 Small, A., **18-0573**
 Small, L.E., **08-0231, 12-0661**
 Small, P.A., **11-0109**
 Smalley, R.E., **02-0355, 02-0356**
 Smalley, R.K., **18-0281**
 Smallridge, A.J., **11-0146, 15-0624, 15-1486, 15-1504, 19-1021, 19-1022**
 Smat, R.J., **17-0008**
 Smejkal, J., **16-1811**
 Smentowski, F.J., **12-0717**
 Smerz, A., **15-1768**
 Smerz, A.K., **15-1766, 15-1769, 19-0488**
 Smid, J., **05-0130**
 Smidrkal, J., **13-0484**
 Smidt, J., **08-0024, 19-0721**
 Smidt, F., **15-0605**
 Smetana, P., **12-0318, 15-1563**
 Smil, D.V., **10-1423, 16-0741, 16-0742**
 Smiles, S., **13-0777**
 Smiley, R.A., **10-0486, 10-1786**
 Smirnov, V.V., **15-0023, 15-0169, 15-0181**
 Smirnyagin, V.A., **15-1617**
 Smissman, E.E., **16-1465, 16-1469, 17-0125, 18-0206**
 Smit, P.J., **14-0353**
 Smit, W.A., **15-0001, 15-0021, 15-2024**
 Smith, R.A.J., **15-1067**
 Smith III, A.B., **10-0519, 18-0903, 10-0801, 15-1092, 18-0757, 18-0903, 18-0905, 18-0906, 18-0907, 19-0590**
 Smith III, M.R., **13-0097, 19-1572**
 Smith III, W.J., **04-0124, 13-0167, 19-1357**
 Smith Jr., W.N., **12-0592**
 Smith, A., **13-0427**
 Smith, A.C., **11-0120**
 Smith, A.D., **10-1640, 19-1515, 19-1625**
 Smith, A.L., **10-1725**
 Smith, A.S., **16-1937**
 Smith, B., **19-0269**
 Smith, B.D., **04-0311, 04-0313**
 Smith, B.H., **04-0078**
 Smith, B.T., **18-0297**
 Smith, C., **18-0727**
 Smith, C.D., **12-0436, 18-0415, 18-0416**
 Smith, C.J., **13-0177**
 Smith, C.P., **16-1262, 16-1302**
 Smith, C.R., **08-0024**
 Smith, C.V., **14-0157**
 Smith, D.A., **15-0501, 15-0849**
 Smith, D.C., **16-0221**
 Smith, D.F., **12-0660**
 Smith, D.F., **16-0514**
 Smith, D.G., **19-1099**
 Smith, D.H., **04-0129**
 Smith, D.J.H., **10-1860, 19-0726, 19-1099**
 Smith, D.K., **13-0752**
 Smith, D.M., **02-0298, 10-1433, 14-0353**
 Smith, D.R., **02-0312**
 Smith, D.T., **16-0494**
 Smith, E.M., **10-1739**
 Smith, F., **07-0101**
 Smith, F.E., **07-0101**
 Smith, F.C., **17-0265**
 Smith, F.R., **13-0457**
 Smith, G., **15-0962, 18-0738**
 Smith, G.D., **04-0293, 17-0017**
 Smith, G.G., **12-0643, 17-0122, 17-0133, 17-0145, 17-0492, 17-0493, 18-0594, 18-0654**
 Smith, G.M., **15-2027**
 Smith, G.T., **03-0011**
 Smith, G.V., **15-0456, 15-0465**
 Smith, G.V., **17-0344**
 Smith, H.D., **12-0218**
 Smith, H.E., **04-0268**
 Smith, H.L., **18-0271**
 Smith, H.W., **15-2301**
 Smith, J., **16-1787**
 Smith, J.A., **15-1817**
 Smith, J.A.S., **11-0469**
 Smith, J.D., **appendixA-0036**
 Smith, J.G., **10-0376, 17-0082, 17-0206**
 Smith, J.S., **17-0008**
 Smith, J.W., **03-0050, 08-0173, 08-0218**
 Smith, K., **10-0462, 10-1715, 10-1757, 11-0123, 11-0136, 11-0142, 11-0231, 11-0276, 12-0332, 12-0402, 12-0427, 12-0442, 12-0489, 14-0392, 14-0396, 15-0636, 15-1183, 16-0661, 16-0697, 16-0996, 16-1018, 16-1426, 18-0420, 18-0427, 18-0428, 18-0432, 18-0435, 18-0437, 19-0877, 19-0882, 19-0889, 19-0996, 19-1077**
 Smith, L.A., **13-0015, 16-1837**
 Smith, L.C., **18-0872**
 Smith, L.L., **16-0673**
 Smith, L.R., **16-1872**
 Smith, M., **15-0533, 16-1659**
 Smith, M.A., **06-0013, 16-1621**
 Smith, M.B., **04-0098, 04-0110, 04-0274, 04-0316, 04-0330, 04-0351, 04-0491, 05-0162, 05-0164, 05-0170, 06-0014, 10-0236, 10-0472, 10-0864, 10-0974, 10-0974, 10-1103, 11-0257, 15-0400, 15-1106, 15-1200, 15-1216, 15-1255, 15-1692, 15-1724, 15-1820, 15-1968, 15-1983, 15-2003, 15-2021, 15-2034, 15-2046, 15-2057, 15-2061, 15-2080, 15-2136, 16-0962, 16-0970, 16-1029, 16-1075, 16-1272, 16-1932, 17-0283, 19-0911, 19-1025, 19-1582**
 Smith, M.D., **19-0128**
 Smith, M.L., **17-0006, 17-0064**
 Smith, M.R., **10-0118, 19-0801**
 Smith, N.W., **10-1211**
 Smith, P., **05-0200**
 Smith, P.A.S., **11-0510, 12-0706, 17-0496, 18-0160, 18-0263, 18-0282, 18-0284, 18-0292, 18-0335, 18-0373**
 Smith, P.J., **06-0084, 10-1748, 17-0059, 17-0062, 17-0065**
 Smith, P.L., **15-2074**
 Smith, P.M., **10-0600, 16-1439**
 Smith, R.A., **12-0174**

- Smith, R.A.J., 11-0487,
15-1066, 15-1169, 15-1174
Smith, R.C., 10-0544, 16-0160,
16-1671
Smith, R.D., 15-2328,
15-2336
Smith, R.D.J., 09-0096
Smith, R.F., 17-0446, 18-0238
Smith, R.G., 05-0233, 10-1482,
19-1531
Smith, R.J., 04-0137
Smith, R.K., 04-0170
Smith, R.N.M., 12-0045
Smith, R.R., 18-0825
Smith, R.S., 10-0539, 10-1296,
15-0948, 16-0676
Smith, S., 10-0060, 10-0070
Smith, S.C., 08-0191, 15-0420,
15-1007, 15-1667, 18-0419,
19-0475
Smith, S.F., 10-0017
Smith, S.G., 10-0334, 10-0335,
10-0419, 10-0490, 13-0644,
15-1170, 16-0527, 16-0538,
17-0035
Smith, S.M., 15-0786
Smith, S.V., 04-0391, 04-0393
Smith, T.A.D., 15-1782
Smith, T.D., 15-0483
Smith, T.L., 12-0496
Smith, W.B., 10-0126, 14-0419
Smith, W.E., 11-0486, 18-0180
Smith, W.N., 10-1768
Smith-Palmer, T., 15-1626
Smitha, G., 16-0176
Smithens, C.E., 15-2325
Smithers, R., 12-0428, 15-1175,
16-0743
Smithers, R.H., 16-1282
Smithies, A.J., 15-1271
Smolina, T.A., 18-0044,
18-0250
Smolinsky, G., 05-0399,
05-0400, 12-0234, 17-0491,
17-0493, 18-0553
Smolko, K.I., 16-0879
Smonou, I., 14-0244, 19-0234,
19-1007, 19-1357
Smoot, J., 19-1638
Smoter, N.J., 16-0174
Smrcina, M., 13-0237
Smrtka, M., 10-1792
Smulik, J.A., 15-0805
Smushkevich, Yu.I., 19-0441
Smyth, M.P., 16-0687
Smyth, R.L., 16-2143
Smyth, T., 10-0637
Smyth, T.A., 19-0429, 19-0430
Snagovskii, Yu.S., 16-1855
Snaith, R., 13-0654
Snapper, M.L., 15-1204,
16-0417, 16-0865, 16-0865,
16-1439, 16-1457, 18-0584,
18-0779, 18-0789
Snatzke, G., 04-0119, 04-0268
Snavelly, K., 09-0094
Sneddon, H.F., 16-0341,
16-1428
Sneeden, R.P.A., 16-0842
Sneen, R.A., 10-0076, 10-0077,
10-0078, 10-0079, 10-0085,
10-0086, 14-0207, 16-1564,
17-0036
Snell, R.L., 15-2242
Snider, B.B., 15-0936, 15-0972,
15-0980, 15-2184, 16-1483,
16-1484, 19-0065
Snieckus, V., 10-1272, 10-1283,
10-1284, 12-0405, 12-0407,
12-0512, 13-0326, 13-0471,
13-0641, 15-0961, 8-0764
Snoble, K.A.J., 15-1171,
16-1301
Snook, M.E., 19-0255
Snoonian, J.R., 05-0352
Snow, A.W., 16-0188
Snow, D.H., 10-0285
Snow, J.T., 18-0446
Snow, J.W., 16-0340
Snow, R.A., 02-0352
Snowden, D.J., 15-0887
Snowden, M., 18-0369
Snowden, R.L., 12-0662
Snushall, B., 03-0210
Snyckers, F., 11-0009
Snyder Jr., R.C., 10-0194
Snyder, C., 12-0442
Snyder, C.H., 14-0393
Snyder, D.C., 10-1094
Snyder, E.I., 10-0160, 10-1096,
10-1102, 15-0562, 17-0031
Snyder, E.S., 10-1742
Snyder, G.A., 04-0508
Snyder, H.R., 13-0751
Snyder, J.K., 04-0202, 15-1697,
15-2102, 15-2444
Snyder, J.P., 02-0093, 02-0094,
02-0100, 02-0191, 02-0227,
02-0248, 02-0341, 02-0347,
10-1334, 10-1365, 15-1169,
19-0871
Snyder, L., 15-0815
Snyder, L.C., 10-0131
Snyder, S.A., 15-2067
Soai, K., 10-0984, 10-1009,
15-1055, 16-0490, 16-0493,
16-0565, 16-0686, 16-0830,
16-1190, 19-1091, 19-1481
Soares, V.C.D., 16-0276
Sobczyk, L., 03-0013
Sobery, W., 12-0377
Sobhani, S., 19-0040, 19-0145
Sobkowiak, A., 19-0609
Sobolev, A.N., 03-0124
Sobrio, F., 16-0436
Socaci, C., 02-0428
Sogen, H., 10-0939
Soccolini, F., 16-1225
Sock, O., 13-0614
Sodeoka, M., 16-0408
Södergren, M.J., 15-1901,
17-0219, 19-0536
Soderquist, J., 10-0777
Soderquist, J.A., 10-0777,
10-1415, 10-1416, 12-0563,
15-0649, 15-0652, 15-0667,
15-0675, 15-1665, 19-1031
Soejima, T., 16-1491
Soell, P.S., 19-0338
Soeta, T., 16-0894, 16-0908
Sofia, M.J., 15-0282
Sōfuku, S., 16-1625
Soga, T., 10-1805
Sogon, T., 19-1338
Soheili, A., 13-0541, 13-0637
Sohmiya, H., 07-0083, 07-0098
Sohn, E., 11-0434
Sohn, S.-M., 16-1174
Sohn, S.C., 10-0313
Soja, P., 12-0241
Sojka, S.A., 15-1805
Sokolov, V.I., 04-0001,
04-0025, 04-0463, 12-0016,
15-0263, 16-2059
Sokolova, T.N., 15-0280
Sokolowska, J., 16-0858
Solà, L., 15-2364, 16-0689
Solà, M., 02-0154
Solabannavar, S.B., 16-1157
Solash, J., 10-0212, 10-0395
Solastiouk, B., 12-0725
Soldaini, G., 19-0767
Soldermann, N., 18-0683
Soldevilla, A., 18-0592
Solé, D., 15-0916
Soler, A., 16-0329
Soler, T., 16-0854
Solis-Oba, A., 10-1124
Solladié, G., 10-1057, 10-1588,
15-1376, 16-0489, 16-1130
Solladié, N., 03-0181
Solladié-Cavallo, A., 16-0391
Sollenberger, P.Y., 16-0103,
16-0315
Sølling, T.I., 16-0047
Sollner, K., 07-0078
Solly, R.K., 14-0045, 18-0551
Solodenko, W., 16-0429
Solodova, K.V., 11-0174
Solomon, J.J., 10-0184

- Solotnov, A.F., **03-0110**
 Solov'ev, V.P., **03-0110**
 Solov'yanov, A.A., **05-0099**,
05-0129, **05-0130**, **10-0242**,
10-0341, **12-0670**, **18-0408**
 Soloveichik, S., **19-0001**
 Soloway, A.H., **12-0450**
 Solsky, R.L., **17-0056**
 Solter, L.E., **12-0398**
 Solv'yanov, A.A., **16-0523**
 Soman, R., **15-1651**, **19-0348**
 Somanathan, R., **16-1438**
 Somasunderam, A., **15-1385**
 Somayaji, V., **12-0492**
 Somayajulu, G.R., **02-0036**
 Sombret, B., **14-0233**
 Sombroek, J., **02-0278**
 Somers, J.J., **15-0758**
 Somers, P.K., **16-0849**
 Somerville, R.F., **15-1589**
 Somfai, P., **05-0081**, **10-0922**,
15-0323, **15-1280**, **15-1895**,
15-2123, **18-0419**, **18-0545**
 Sominsky, L., **19-0158**
 Sommazzi, A., **19-1419**
 Sommer, H.Z., **10-0866**
 Sommer, J., **05-0014**, **05-0016**,
08-0015, **08-0019**, **10-0374**,
11-0460, **12-0048**, **12-0049**,
12-0342, **15-1148**, **18-0035**
 Sommer, K., **15-0926**
 Sommer, L.H., **10-0060**,
10-1312, **12-0431**
 Sommers, A.H., **10-1582**
 Somorjai, G.A., **15-0457**
 Son, B., **03-0107**
 Son, C.U., **15-1439**
 Son, E.-C., **13-0565**
 Son, H.S., **16-0360**
 Son, S.U., **15-1423**, **15-1431**,
15-1432, **15-1436**, **15-1439**,
15-1993
 Son, T., **10-1869**
 Son, Y.-C., **19-0239**
 Son, Y.C., **04-0110**, **15-2034**
 Sonawane, H.R., **18-0212**,
19-0463
 Soncini, A., **02-0083**
 Sondengam, B.L., **16-0356**
 Sondheimer, F., **02-0093**,
02-0243, **02-0259**, **02-0265**,
02-0272, **02-0273**, **02-0274**,
02-0287, **02-0291**, **02-0293**,
02-0296, **02-0298**, **02-0300**,
02-0301, **02-0304**, **02-0305**,
02-0324, **02-0326**, **02-0327**,
02-0328, **14-0303**
 Sone, T., **13-0770**
 Song, B.D., **16-1511**, **16-1763**
 Song, C., **13-0353**
 Song, C.-S., **10-1327**, **10-1852**,
13-0610
 Song, C.E., **10-0411**, **10-0501**,
10-0940, **11-0325**, **15-1695**,
15-1834
 Song, G., **16-0435**, **16-1175**,
16-1772, **16-1791**, **19-0784**
 Song, H., **13-0378**
 Song, H.-J., **10-1793**
 Song, H.-Y., **16-0738**
 Song, I.H., **19-0440**
 Song, J.J., **16-0462**
 Song, K., **10-0002**
 Song, K.-S., **01-0109**, **01-0111**
 Song, M., **16-0575**
 Song, Q., **15-1455**, **15-1456**
 Song, S.-E., **14-0011**, **16-0960**
 Song, S.-J., **16-1174**
 Song, S.H., **19-1474**
 Song, W., **05-0095**
 Song, W.M., **19-0962**
 Song, X., **13-0431**
 Song, Y., **12-0454**, **16-0349**,
16-1433
 Song, Y.-L., **12-0455**
 Song, Y.H., **19-0137**
 Song, Y.L., **12-0452**
 Song, Z., **13-0644**, **16-1485**,
19-0673, **19-0678**
 Song, Z.-L., **19-0082**
 Song, Z.L., **18-0134**, **18-0157**
 Songstad, J., **08-0149**, **10-0302**,
10-0487
 Songster, M., **16-0135**
 Soni, N.R., **10-1131**
 Soni, P., **10-0569**, **16-0051**
 Sonmor, E.R., **19-1142**
 Sonnenberg, F.M., **17-0015**
 Sonnet, P.E., **07-0054**, **16-1144**,
17-0192, **17-0220**, **17-0337**,
17-0360
 Sonnichsen, G., **06-0076**,
08-0064
 Sono, M., **19-0461**
 Sono, S., **12-0518**
 Sonobe, H., **15-1442**
 Sonoda, A., **10-1509**, **14-0395**,
19-0896, **19-1330**
 Sonoda, K., **15-0732**
 Sonoda, N., **03-0157**, **10-0815**,
10-0828, **10-0830**, **10-1224**,
10-1561, **10-1826**, **10-1827**,
10-1829, **10-1853**, **11-0317**,
12-0246, **12-0529**, **12-0735**,
13-0040, **13-0615**, **13-0619**,
13-0630, **14-0013**, **15-0309**,
15-0312, **15-1262**, **15-1402**,
15-1855, **16-1892**, **19-0060**,
19-0607, **19-0747**, **19-1591**
 Sonoda, T., **10-0465**, **13-0022**
 Sonoda, Y., **15-0742**
 Sonogashira, K., **13-0536**
 Soong, L.T., **15-0562**
 Sooriyakumaran, R., **07-0086**
 Sopchik, A., **14-0188**
 Sorato, C., **15-1691**
 Sørbye, K., **10-0766**
 Sordo, J.A., **16-2112**
 Sordo, T.L., **16-2112**
 Sorensen, C.M., **16-1709**
 Sorensen, J.B., **03-0012**
 Sorensen, T.S., **03-0061**,
04-0231, **05-0037**, **05-0051**,
05-0078, **10-0124**, **10-0280**,
10-0430, **10-0444**, **17-0392**,
18-0007, **18-0166**
 Sørensen, P.E., **10-0530**,
16-0044, **16-0157**
 Sorenson, M.E., **15-1314**
 Sorger, K., **05-0176**
 Soriano, J.M., **16-1786**
 Sorimachi, K., **16-0901**
 Sorm, F., **11-0622**
 Sorokin, A.B., **19-0582**
 Sorokin, V.D., **15-1572**,
15-1580
 Sorokin, V.I., **15-0030**,
18-0714
 Sorokina, L.P., **19-1111**,
19-1767
 Sorrenti, P., **16-1149**
 Sorriso, S., **13-0688**, **13-0689**
 Sosa-Rivadeneira, M., **16-0688**
 Sośnicki, J.G., **15-1299**
 Sosnovsky, G., **11-0183**,
14-0012, **14-0149**, **14-0196**,
14-0224, **14-0246**, **14-0249**,
14-0251, **14-0262**, **14-0291**,
15-1608, **16-0118**, **17-0523**,
18-0865
 Sosounk, S.E., **15-1541**
 Sotiriou, C., **19-0337**
 Sotomatsu, T., **08-0169**
 Sotomayor, N., **16-1964**
 Sott, R., **08-0208**, **16-0470**
 Soucy, C., **19-1479**
 Soufi, J., **15-2172**
 Soula, G., **10-0463**
 Soufiaoui, M., **19-0222**
 Soulen, R.L., **02-0241**
 Souma, Y., **10-1014**, **15-1379**,
15-1380
 Soumillion, J.P., **14-0116**
 Soundararajan, N., **05-0384**,
05-0386, **16-1833**
 Soundararajan, R., **12-0488**,
12-0489, **15-0089**, **15-0661**
 Soupe, J., **16-2002**, **19-0967**,
19-1670
 Sousa, J.A., **19-0350**

- Sousa, L.R., **04-0163, 04-0164, 18-0854**
 South, J.A., **13-0133**
 Southern, J.M., **15-1316, 16-1909**
 Southwick, P.L., **02-0398, 12-0094, 18-0249, 18-0722**
 Souto-Bachiller, F.A., **02-0214**
 Souček, J., **15-0705**
 Sowa Jr., J.R., **13-0480**
 Sowerby, R.L., **10-1653**
 Sowin, T.J., **19-0195**
 Sowinski, A.F., **14-0160**
 Sozzani, P., **19-1091**
 Spaar, R., **10-0251**
 Spackman, I.H., **17-0061**
 Spada, G.P., **04-0187**
 Spaeth, E.C., **11-0358**
 Spagnol, M., **10-0884, 19-1028**
 Spagnol, M.D., **10-1492**
 Spagnolo, P., **12-0512, 15-1912, 18-0300**
 Spaller, M.R., **15-2302**
 Spanedda, M.V., **16-0901**
 Spanget-Larsen, J., **02-0180**
 Spangler, C.W., **18-0480, 18-0526, 18-0556**
 Spangler, D.P., **10-1365**
 Spaniol, T.P., **03-0120**
 Spanka, G., **04-0458**
 Spannenberg, A., **15-0608**
 Sparacino, M.L., **16-1709**
 Sparapany, J.J., **17-0062**
 Sparfel, D., **19-0279**
 Sparks, T., **18-0670**
 Spatola, A.F., **11-0645**
 Spawn, C., **10-1150**
 Spear, R.J., **05-0036, 05-0039, 10-0167, 10-0200, 11-0013**
 Specht, H., **02-0215**
 Speck, D.H., **03-0102**
 Speckamp, W.N., **12-0273, 15-0913, 16-1734**
 Spector, M.L., **12-0740**
 Speer, H., **05-0135**
 Spehar, A., **19-1295**
 Speier, J.L., **15-0705**
 Speizman, D., **10-0350**
 Spek, A.L., **13-0237, 15-2072, 16-0833, 19-0216**
 Spellmeyer, D.C., **15-0103, 18-0461, 18-0483, 18-0484**
 Spencer, A., **13-0361**
 Spencer, C.M., **02-0312**
 Spencer, J.B., **15-0163, 15-1305, 15-1306, 15-1307, 15-1308, 19-1560**
 Spencer, J.L., **15-2431**
 Spencer, K.L., **16-2075**
 Spencer, N., **03-0204, 03-0205**
 Spencer, T.A., **17-0052**
 Spencer, W.T., **13-0522**
 Spengler, T., **11-0400**
 Spenser, I.D., **17-0457**
 Sperandio, A., **17-0213**
 Sperandio, D., **18-0799**
 Speranza, M., **10-0009, 10-0259, 10-0260, 17-0095**
 Spero, D.M., **12-0368, 15-2292**
 Sperrle, M., **15-0815**
 Sperry, L., **15-0242**
 Speth, D.R., **19-0470**
 Spevak, P., **19-1262, 19-1643**
 Spey, S.E., **15-2301**
 Speziale, A.J., **16-1222, 16-1872**
 Spialter, L., **10-0852, 16-0348**
 Spialtr, L., **16-1949**
 Spicciarich, D., **19-1172**
 Spicer, L.D., **19-1448**
 Spietschka, E., **18-0221**
 Spiewak, J.W., **17-0357**
 Spiliotis, V., **19-1021**
 Spillane, W.J., **11-0567**
 Spillett, R.E., **11-0073**
 Spilling, C.D., **16-1189, 19-1204**
 Spillner, C.J., **05-0050**
 Spina, E., **16-2143**
 Spina, K.P., **10-1048**
 Spinacé, E.V., **19-0611**
 Spindler, F., **15-0615**
 Spinelli, D., **08-0168**
 Spinetti, L.M., **19-1022**
 Spinicelli, L.F., **12-0208, 16-0107**
 Spino, C., **15-1983, 16-0471**
 Spirikhin, L.V., **14-0383**
 Spirin, Yu.L., **14-0110**
 Spitzer, R., **04-0382**
 Spitzer, U.A., **19-0110, 19-0403, 19-0409, 19-0467**
 Spitzin, V.I., **17-0149**
 Spitznagel, G.W., **05-0101**
 Spletzer, E.G., **19-0840**
 Spogliarich, R., **19-0960**
 Spohn, R.J., **12-0528**
 Spokes, G.N., **13-0047**
 Spolaore, B., **17-0216**
 Spoor, P., **10-1471**
 Spoors, P.G., **16-0186**
 Spotnitz, R.M., **19-0623**
 Spracklin, D.K., **04-0390**
 Spratt, R., **04-0038**
 Sprecher, M., **10-0012, 16-0180**
 Spreti, N., **10-0407**
 Spring, F.S., **18-0111**
 Springer, D.M., **16-1534**
 Springer, G., **08-0147**
 Springer, J.P., **04-0206**
 Springer, W.R., **18-0198**
 Sprott, K.T., **15-2012**
 Sprout, C.M., **16-0687**
 Sprügel, W., **19-0650**
 Sprules, T.J., **18-0608**
 Spruyt, P., **13-0559**
 Spryskov, A.A., **11-0044, 11-0202, 16-2143**
 Spurlock, L.A., **07-0079**
 Spurlock, S., **19-0446**
 Sputore, S., **19-0198**
 Squillacote, M., **04-0320, 04-0469**
 Squillacote, M.E., **04-0342, 10-0200**
 Squire, R.H., **18-0891**
 Squires, R.R., **02-0024, 05-0101, 05-0107, 05-0126, 12-0641**
 Sraidi, K., **03-0015**
 Srebniak, M., **10-1160, 12-0516, 15-0642, 15-0643, 15-0645, 15-0674, 18-0422**
 Sreekumar, R., **11-0426, 15-1027, 15-1916, 19-0928**
 Sreevivas, P., **18-0702**
 Sridhar, M., **16-2153, 18-0289, 19-1641**
 Sridharan, S., **10-0312, 17-0035**
 Sridharan, V., **15-0806, 15-0878, 15-1476**
 Srihari, P., **19-1613**
 Srikanth, A., **15-1844**
 Srikrishna, A., **19-1393**
 Srinavasa, G.R., **19-1749**
 Srinivas, C., **19-1613**
 Srinivas, Ch., **13-0655, 16-0169**
 Srinivas, D., **13-0399, 16-0080, 16-1175, 16-1341, 16-1906**
 Srinivas, G., **19-0017**
 Srinivas, K.A., **13-0105, 15-1763**
 Srinivas, K.V.N.S., **16-0333, 16-1647**
 Srinivas, P., **10-0851, 19-0705**
 Srinivas, R., **10-0556, 16-0149, 19-0302, 19-1253, 19-1758**
 Srinivasan, C., **05-0378, 11-0541, 19-0831**
 Srinivasan, K.V., **11-0131, 11-0231, 11-0234, 11-0237, 11-0426, 13-0415, 13-0491, 13-0723**
 Srinivasan, M., **19-0376**
 Srinivasan, N.S., **19-0731**
 Srinivasan, P.S., **16-0846**
 Srinivasan, R., **04-0429, 07-0054, 08-0140, 15-2232, 16-0125, 19-0100**

- Srinivasu, P., **11-0248, 11-0256, 16-1672**
- Srirangam, J.K., **13-0211**
- Srisailas, M., **04-0077**
- Srivastava, N., **15-1287**
- Srivastava, P.C., **12-0495**
- Srivastava, R., **13-0399**
- Srivastava, R.C., **15-2180, 16-2094**
- Srivastava, R.G., **19-0694**
- Srivastava, R.R., **10-1168, 15-0254, 16-1711**
- Srivastava, R.S., **12-0225, 15-0330, 15-1386**
- Srivastava, S., **15-0119, 16-0006, 19-1339**
- Srivastava, S.K., **10-0861, 11-0225**
- Srivastava, V., **16-1610**
- Srogi, J., **16-1976, 13-0144, 13-0504, 13-0566, 16-1976, 19-1229**
- Sromek, A.W., **13-0309, 15-0356, 15-2357**
- Srzić, D., **05-0152**
- St. Jean Jr., D.J., **15-1234**
- St. Pierre, M.J., **07-0036**
- Staab, E., **15-1841**
- Staab, H.A., **02-0308, 03-0029, 04-0073, 05-0231, 05-0321, 05-0325, 08-0089, 08-0182, 08-0183, 08-0184, 08-0186, 08-0186, 11-0459, 15-0005, 15-0030, 15-0034, 16-1669, 19-1132**
- Staas, W.H., **07-0079**
- Stabba, R., **15-0793**
- Staben, S.T., **15-0978**
- Stabinsky, Y., **18-0738**
- Stabler, S.R., **16-1709**
- Stacey, F.W., **15-0297, 15-1518**
- Stach, H., **16-1859, 18-0159**
- Stachel, S.J., **19-1464**
- Stachissini, A.S., **16-0308, 16-0315**
- Stack, D.E., **12-0561, 12-0601, 16-1899**
- Stack, T.D.P., **15-1729**
- Stackhouse, J., **04-0034**
- Stadler, A., **07-0103, 07-0106, 10-0703, 13-0241**
- Stadmüller, S., **16-2086, 16-2087**
- Staemmler, V., **02-0216**
- Stafford, D.G., **15-2296**
- Stahl, D., **05-0067**
- Stahl, F., **02-0311, 13-0048**
- Stahl, M., **19-1727**
- Stahl, N., **03-0019**
- Stahl, R.E., **04-0078**
- Stahl, S.S., **10-0980, 15-0334, 16-1732**
- Stahl-Larivière, H., **04-0127, 04-0146, 15-0597**
- Stähle, M., **12-0395**
- Stahly, B.C., **13-0669**
- Stahly, G.P., **13-0669**
- Staib, R.R., **15-2122**
- Stairs, R.A., **19-0628, 19-0629**
- Stakem, F.G., **13-0361**
- Staklis, A., **18-0271**
- Staley, R.H., **05-0075, 08-0223, 10-0184**
- Staley, S.W., **02-0246, 04-0423, 05-0099, 05-0126, 15-0632**
- Stalick, W.M., **12-0057, 12-0065, 15-0314, 15-0722, 15-0724, 19-0027, 19-0424**
- Stalinski, K., **15-1245**
- Staliński, K., **15-1242**
- Stalke, D., **02-0084, 05-0176, 13-0237**
- Stallman, J.B., **15-0879**
- Stals, J., **01-0053**
- Stam, C.H., **02-0063, 10-0317, 11-0615**
- Stambuli, J.P., **13-0482**
- Stamhuis, E.J., **16-0103**
- Stamm, H., **10-1563**
- Stammann, G., **15-0030**
- Stammler, H.-G., **05-0174**
- Stamp, L., **15-2402**
- Stampfer, W., **19-1022**
- Stan, M.A., **10-1444**
- Stanbury, P., **15-2213, 15-2217**
- Stanchev, S., **16-0647**
- Standen, M.C., **16-1382**
- Standen, S.T., **10-0542**
- Stanetty, P., **10-1268, 16-0476, 18-0362, 18-0362**
- Stanforth, S P., **12-0276**
- Stanforth, S.P., **13-0581**
- Stang, P.J., **05-0068, 05-0347, 05-0363, 10-0248, 10-0249, 10-0381, 10-1411, 11-0337, 12-0441, 13-0027, 13-0536, 13-0562, 15-0035, 15-0106, 16-1572, 17-0326**
- Stangeland, E.L., **19-0939, 10-0487**
- Stanger, A., **02-0006, 02-0065, 02-0082**
- Staninets, V.I., **15-0092**
- Stanković, S., **16-0085, 19-0299, 19-0509, 19-0510**
- Stanley, J.H., **14-0454**
- Stanley, J.P., **14-0062, 18-0740**
- Stanley, L.M., **16-0687**
- Stanovnik, B., **15-1932**
- Stansbury, H A., **14-0305**
- Stanton, J.F., **02-0252**
- Stanton, M.G., **16-1680**
- Stanway, S.J., **17-0210**
- Staples, M.A., **02-0192**
- Staples, R.J., **16-1138**
- Staral, J., **10-0116**
- Staral, J.S., **02-0172, 02-0206, 10-0200, 11-0015**
- Starcher, P.S., **15-1801**
- Starer, I., **10-0203, 18-0020, 18-0047**
- Starikov, E.B., **03-0069**
- Starikova, Z.A., **16-0687**
- Staring, E.G.J., **16-2077, 16-2079**
- Stark, B.P., **17-0421, 17-0499, 17-0502, 17-0510, 17-0516**
- Stark, H., **04-0136**
- Stark, T.J., **17-0139**
- Starks, C.M., **10-0453, 10-0454, 10-0610, 10-0696, 10-1047, 10-1619, 10-1787, 15-2274, 16-1225, 16-1255**
- Starner, W.E., **16-0853**
- Starnes Jr., W.H., **19-0438**
- Starnes, S.D., **08-0165**
- Staros, J.V., **18-0493**
- Staroscik, J., **10-0227**
- Staroverov, V.B., **18-0627**
- Staude, E., **10-0373, 10-1114**
- Staudinger, H., **19-1273**
- Stauffer, R.D., **17-0340**
- Stavber, S., **11-0287, 11-0304, 11-0311, 12-0127, 12-0131, 19-0687**
- Stavchansky, S., **16-1835**
- Staveley, L.A.K., **03-0105**
- Stavenger, R., **10-1155**
- Stavenger, R.A., **10-1642, 16-1126**
- Stavrescu, R., **07-0095**
- Stears, N.D., **11-0029**
- Stec, W.J., **16-1306**
- Stecher, H., **04-0198**
- Steckel, T.F., **17-0395**
- Steckhan, E., **10-0567, 10-1243, 14-0415, 15-2093, 19-0621**
- Steed, J.M., **03-0072**
- Steel, A.J., **14-0058, 14-0098**
- Steel, P.J., **15-0134, 15-0138, 15-0138, 16-0495, 16-0645, 17-0035**
- Steele, B.R., **10-1852, 12-0542, 16-0965**
- Steele, F., **02-0416**
- Steele, R.B., **16-0500**
- Steele, W.R.S., **08-0086**
- Steele, W.V., **04-0234**
- Steenzen, S., **05-0011, 09-0067, 10-0040, 10-0329**

- Steensma, R.W., **16-2178**
 Steenwinkel, P., **04-0092**
 Steere, J.A., **07-0097, 16-1173**
 Štefane, B., **10-1538, 16-1684, 16-1708**
 Stefanelli, S., **15-1697**
 Stefani, A., **14-0095**
 Stefani, H.A., **15-1325, 16-0293**
 Steffens, C., **15-0894**
 Steffens, H.C., **17-0218**
 Stefinovic, M., **18-0764**
 Stegel, F., **11-0010, 13-0008**
 Stegemann, J., **02-0174**
 Stegemeyer, H., **04-0068**
 Steglich, W., **16-1622, 16-1665**
 Stegmann, V.R., **16-2088, 16-2089, 19-0211**
 Stéhelin, L., **10-0208**
 Stehle, N., **10-1281**
 Stein, A.R., **10-0060, 10-0078, 10-0079, 10-0084, 16-2125**
 Stein, D., **19-1306**
 Stein, K., **18-0538**
 Stein, M., **05-0230**
 Stein, R.L., **12-0609**
 Stein, S.E., **05-0225**
 Stein, Z., **01-0067**
 Steinauer, R., **16-1643**
 Steinbach, R., **10-1381, 10-1383, 10-1389, 10-1508, 16-0493**
 Steinbeck, K., **12-0354, 12-0624**
 Steinberg, H., **10-0317, 11-0605, 16-0043, 19-1755**
 Steiner, A., **15-1813**
 Steiner, D., **10-0923**
 Steiner, E., **02-0083, 15-1642**
 Steiner, G., **15-2223, 15-2228**
 Steiner, P.R., **12-0658**
 Steiner, R.P., **18-0462**
 Steiner, T., **03-0003, 03-0013, 03-0036, 03-0069**
 Steinman, D.H., **15-1972**
 Steinmann, J.E., **15-0292**
 Steinmetz, A., **19-0411**
 Steinmetz, M.G., **07-0054**
 Steinmetz, R., **15-2235**
 Steinreiber, A., **10-0703**
 Steliou, K., **16-1655**
 Stella, L., **05-0243, 05-0245, 18-0865**
 Stelter, E.D., **11-0028**
 Stelzer, F., **15-0818**
 Stelzer, O., **13-0237**
 Stemerick, D.M., **10-0899**
 Stemke, J.E., **17-0270, 17-0275**
 Stemmler, T.L., **10-1333**
 Stemp, G., **15-1680**
 Stenberg, V.I., **11-0557, 11-0594**
 Stengel, P.J., **19-1524**
 Stengel, T., **15-2384**
 Stenkula, M., **15-0276**
 Stensiö, K., **19-0079**
 Stensland, P., **17-0119**
 Stent, M.A.H., **10-1538, 17-0179**
 Stenzel, J., **11-0257**
 Stenzel, W., **13-0485**
 Stepanov, N.F., **15-0181**
 Stephan, E., **10-0079**
 Stephan, H., **03-0139**
 Stephan, M., **16-1852**
 Stéphan, E., **16-0469**
 Stephani, R., **11-0253**
 Stephens, J.R., **12-0674**
 Stephens, P.J., **04-0114, 04-0118**
 Stephens, R.D., **13-0534**
 Stephenson, B., **10-0269, 10-1057, 18-0098**
 Stephenson, C., **18-0609**
 Stephenson, C.R.J., **12-0370**
 Stephenson, D.S., **04-0369**
 Stephenson, G.A., **15-1006**
 Stephenson, L.M., **14-0227, 14-0237, 14-0241, 15-0969, 15-2431, 16-1485, 19-0470**
 Stephenson, P.T., **16-1506**
 Stepien, B.T., **02-0188**
 Stepukhovich, A.D., **18-0054**
 Stercho, Y.P., **19-1494**
 Stergiades, I.A., **16-0474**
 Sterk, H., **15-2216**
 Sterling, H.J., **16-1894**
 Sterling, J.J., **10-1352, 10-1370, 15-1073**
 Stermitz, L.F., **18-0512**
 Stern, A.G., **18-0088**
 Stern, C.L., **15-1868, 15-1869, 15-1871**
 Stern, E.W., **12-0740**
 Sternbach, D.D., **10-0992, 10-1712**
 Sternberg, H.W., **15-1377**
 Sternfeld, F., **15-1724**
 Sternhell, S., **04-0510, 14-0330**
 Sternson, L.A., **12-0716, 13-0770**
 Sterrenburg, J.G., **18-0771**
 Stetter, H., **10-1664, 12-0624, 15-1346, 15-1368, 16-0724, 16-1497**
 Stetter, H., **16-1498**
 Stévenart-De Mesmaeker, N., **18-0729**
 Stevenazzi, A., **15-1417, 15-1440**
 Stevens, A.E., **18-0836**
 Stevens, C.L., **10-0212, 15-0369, 17-0171, 17-0389, 19-0081**
 Stevens, E.D., **13-0177**
 Stevens, E.S., **04-0127, 04-0146, 15-0597**
 Stevens, I.D.R., **05-0384, 10-0334, 15-2232, 17-0072**
 Stevens, I.W., **05-0019**
 Stevens, J.A., **13-0019**
 Stevens, J.B., **08-0123, 16-1597**
 Stevens, K.D., **15-0030**
 Stevens, M.F.G., **12-0712**
 Stevens, R.M., **10-0995**
 Stevens, R.R., **17-0247, 17-0279**
 Stevens, R.V., **06-0041, 19-0132, 19-0241**
 Stevens, R.W., **16-1016**
 Stevens, T.S., **11-0568, 13-0759, 13-0773, 18-0001, 18-0282, 18-0380, 18-0384, 18-0412**
 Stevens, W., **11-0460, 11-0461, 16-1624, 16-1625**
 Stevens, W.R., **15-1504**
 Stevenson, C.D., **02-0219, 02-0242**
 Stevenson, D.P., **15-0449**
 Stevenson, G.R., **02-0093, 02-0334**
 Stevenson, J.P., **05-0305**
 Stevenson, P., **10-1243**
 Stevenson, R., **18-0111**
 Stevenson, S., **02-0364**
 Stevenson, T., **10-1641**
 Stevenson, T.A., **04-0402**
 Steward, O.W., **15-1101, 17-0181**
 Stewart, A.T., **19-1764**
 Stewart, D.R., **03-0131**
 Stewart, E.T., **01-0003**
 Stewart, I.C., **15-1321**
 Stewart, J.D., **18-0362**
 Stewart, J.J.P., **02-0018, 15-2090**
 Stewart, J.M., **16-1819**
 Stewart, L.E., **03-0107**
 Stewart, L.J., **11-0298**
 Stewart, R., **01-0032, 03-0024, 08-0001, 08-0024, 08-0025, 08-0026, 08-0048, 08-0135, 08-0140, 12-0095, 19-0002, 19-0247, 19-0249, 19-0250, 19-0325, 19-0467**
 Stewart, S.K., **12-0493**
 Stewart, T.E., **04-0106**
 Stewen, U., **05-0237, 05-0246**
 Sticca, R.P., **18-0487**
 Stick, R.V., **10-1089**
 Stickley, K.R., **05-0321**
 Stickney, C.A., **19-0585**

- Stien, D., 15-0344, 15-1282
 Stiff, C.M., 16-0858
 Stigliani, W.M., 04-0465
 Stiles, A.W., 19-1130
 Stiles, M., 13-0047, 15-2075, 16-1246, 16-1247, 18-0035
 Stiles, P.J., 04-0126, 03-0099
 Still, I.W.J., 19-1619, 19-1620
 Still, W.C., 04-0141, 10-1726, 15-0655, 16-1575
 Stille, J.K., 10-1260, 10-1361, 10-1400, 10-1411, 10-1412, 10-1439, 10-1822, 10-1824, 12-0256, 12-0259, 12-0276, 12-0278, 12-0279, 13-0239, 13-0389, 13-0619, 15-1477, 16-1016, 16-1904, 17-0015, 17-0328
 Stille, J.R., 16-1002, 18-0608, 18-0608
 Stillings, M.R., 15-2050
 Stiltz, H.U., 16-0006
 Stimson, V.R., 12-0071
 Stinson, S.R., 19-0877
 Stiriba, S.-E., 15-2304
 Stirling, C.J.M., 02-0089, 04-0029, 04-0047, 04-0048, 05-0119, 06-0012, 09-0005, 10-0225, 10-0263, 10-0378, 10-0400, 10-0824, 10-0839, 10-1599, 10-1636, 10-1713, 15-0021, 16-1402, 17-0003, 17-0046, 17-0049, 17-0052, 17-0102, 17-0115, 18-0460, 18-0738, 19-0795, 19-0812
 Stivers, E.C., 12-0099
 Stock, L.M., 01-0042, 08-0233, 10-0314, 11-0024, 11-0030, 11-0045, 11-0047, 11-0081, 11-0089, 11-0090, 11-0092
 Stöckel, K., 02-0328
 Stöckigt, J., 16-1256
 Stöcklin, G., 13-0713
 Stockmann, H., 15-2050
 Stockton, J.D., 15-2213
 Stocky, T.P., 19-1077
 Stoddard, G.J., 18-0620
 Stoddart, J.-F., 03-0185, 03-0189, 02-0312, 03-0101, 03-0184, 03-0186, 03-0187, 03-0191, 03-0200, 03-0204, 03-0205, 04-0164
 Stodola, F.H., 16-1599
 Stoessel, S.J., 13-0389
 Stofer, E., 14-0434
 Stoffer, J.O., 10-0208
 Stofko Jr., J.J., 18-0049, 18-0615
 Stohrer, W., 10-0228
 Stoicheff, B.P., 01-0071, 02-0034, 02-0037
 Stojiljković, A., 19-0274
 Stokes, S., 17-0186
 Stokes, S.S., 18-0584
 Stoll, M., 16-2051
 Stolle, A., 19-1400
 Stolle, W.T., 16-1208
 Stollow, A., 05-0120, 06-0013
 Stollow, R.D., 04-0369
 Stoltz, B.M., 10-1631, 17-0279
 Stolz, L.A., 18-0657
 Stolz-Dunn, S., 13-0422
 Stone, A.J., 18-0522
 Stone, D.A., 16-1732
 Stone, F.G.A., 02-0177, 12-0276, 15-2431
 Stone, J.M.R., 04-0378
 Stone, R.M., 09-0036
 Stoneberg, R.L., 19-1100
 Stoner, E.J., 10-0606
 Stoops, F., 19-0023
 Storch, D.M., 02-0019
 Storch, E.C., 16-0826
 Storer, J.W., 17-0052
 Storer, R.I., 16-1738
 Storesund, H.J., 18-0022, 18-0102
 Storey, J.M.D., 16-1952
 Stork, G., 05-0188, 10-0226, 10-0227, 10-0228, 10-0564, 10-1058, 10-1259, 10-1636, 10-1647, 10-1650, 10-1653, 10-1662, 10-1668, 10-1674, 10-1678, 10-1683, 10-1684, 12-0409, 12-0420, 15-0781, 15-1351, 15-1688, 15-2082, 16-1071, 16-1282
 Storr, R.C., 15-2103, 15-2166, 18-0471
 Story, P.R., 02-0350, 10-0129, 10-0131, 14-0265, 17-0520, 17-0521, 17-0522, 17-0524, 19-0369, 19-0376, 19-0379
 Story, R.R., 18-0105
 Stothers, J.B., 05-0125, 05-012, 06-0067, 18-0194
 Stotskii, A.A., 11-0125
 Stott, P.E., 03-0101
 Stotter, P.L., 12-0154
 Stottlemeyer, T.R., 07-0068
 Stotz, E.H., 04-0253
 Stotz, D.S., 10-0490
 Stoughton, R.W., 04-0056
 Stout, C.W., 15-2138
 Stoute, V., 18-0374
 Stoutland, P.O., 10-0359
 Stowell, J.C., 05-0099, 10-1193, 15-0992, 16-0464, 16-0969
 Stoy, P., 15-1940
 Stoyanov, E., 08-0106
 Stoye, D., 16-1753
 Strachan, A.N., 11-0098, 11-0150
 Strachan, W.M.J., 18-0887, 19-0350
 Strachan, W.S., 18-0111
 Stracke, M.P., 15-1325
 Stragies, R., 18-0789
 Strand, J.W., 10-0878, 11-0186
 Strange, J.H., 04-0382
 Stranne, R., 10-1454
 Strassner, T., 15-0267, 15-1933
 Straszewski, J.P., 16-1357
 Stratakis, M., 12-0420, 14-0238, 14-0240
 Stratford, P.W., 16-0690
 Stratting, J., 15-0008, 19-1738
 Stratton, B., 05-0378
 Straub, T.S., 15-1799
 Strauss, C.R., 07-0105, 07-0115, 07-0116, 11-0191, 19-0966
 Strauss, H.L., 04-0323
 Strauss, M.J., 13-0008, 13-0009
 Strauss, U., 01-0094
 Strausz, O.P., 05-0358, 15-1785, 15-2213, 18-0222, 18-0224, 18-0226
 Strawn, K.G., 19-0765
 Strazzari, S., 05-0215
 Strazzolini, P., 12-0701, 16-1712, 19-0226
 Streck, R., 18-0756
 Street, L.J., 12-0370
 Streeter, D.L., 18-0121
 Strege, P.E., 02-0045, 02-0046, 10-1448, 10-1450
 Streib, H., 13-0763
 Streib, W.E., 15-2406
 Streicher, H., 05-0092
 Streicher, W., 13-0083, 13-0752
 Streiner, T., 03-0048
 Streith, J., 15-1642, 16-0326, 18-0480
 Streitwieser Jr., A., 01-0049, 02-0002, 02-0026, 02-0056, 02-0115, 04-0022, 05-0099, 05-0130, 05-0134, 05-0150, 06-0083, 07-0015, 08-0013, 08-0014, 08-0053, 08-0058, 08-0059, 08-0064, 08-0067, 08-0068, 08-0069, 08-0070, 08-0071, 08-0073, 08-0074, 08-0171, 10-0008, 10-0060, 10-0088, 10-0283, 10-0397, 10-0420, 11-0603

- Streitwieser, A., **02-0023**,
04-0312, **05-0193**, **05-0194**,
08-0060, **08-0074**, **08-0080**,
08-0212, **08-0215**, **10-0001**,
10-0270, **10-0277**, **10-0287**,
10-1597, **12-0420**, **16-0463**
- Strekowski, L., **14-0346**,
16-1235
- Strelenko, Y.A., **04-0360**
- Strickland, J.B., **16-0697**
- Strickland, S.M.S., **18-0871**
- Strieter, E.R., **13-0178**
- Strijtveen, B., **04-0205**
- Strine, J., **13-0272**
- Stringer, O.D., **19-0827**
- Stroh, R., **11-0350**, **11-0351**
- Strohmeier, W., **12-0088**,
15-0406
- Strologo, S., **13-0582**
- Ström, P., **16-1827**
- Strömberg, S., **13-0393**
- Stromquist, P., **19-1616**
- Strömqvist, M., **16-0290**
- Strongin, R.M., **13-0730**
- Stroud, M.A., **11-0072**
- Stroud, S.G., **19-0411**, **19-0462**
- Strouf, O., **19-0874**
- Štrouf, O., **19-0010**
- Strozier, R.W., **02-0352**,
15-0080, **15-2005**
- Struass, C.R., **13-0413**
- Strub, H., **02-0218**
- Struchkov, Y., **05-0263**
- Strukelj, M., **15-0021**
- Strunk, S., **18-0418**
- Struzynski, C.P., **10-0855**
- Stryker, J.M., **12-0533**,
13-0628, **16-1073**, **16-1073**
- Strzalko, T., **15-1001**
- Stuart, A.M., **15-1488**
- Stuart, R.S., **12-0055**
- Stubbs, C.A., **19-0132**
- Stubbs, M.E., **18-0645**
- Stuber, F.A., **19-0554**
- Stucchi, E., **15-1068**
- Stuchal, F.W., **10-0285**
- Stuckwisch, C.G., **15-1932**
- Stucky, G., **05-0159**
- Studabaker, W.B., **15-2287**
- Stüdemann, T., **10-1384**
- Studer, A., **14-0391**, **18-0056**,
19-1310, **19-1686**
- Studer, M., **11-0512**, **16-1177**
- Studzinskii, O.P., **10-0390**
- Stuermer, R., **12-0460**
- Stull, D.R., **01-0093**
- Stupp, S.L., **17-0447**
- Sturino, C.F., **18-0816**
- Sturla, S.J., **15-0973**, **15-1439**
- Sturmer, D., **10-0134**
- Stürmer, R., **15-0698**, **16-0706**
- Stutchbury, J.E., **16-0191**
- Styler, S.A., **10-0886**
- Styring, P., **13-0497**
- Stepień, B.T., **02-0137**
- Su, A.C.L., **15-0796**
- Su, B.M., **05-0150**
- Su, C., **16-1170**
- Su, F.-Y., **16-1640**
- Su, H., **17-0216**
- Su, J., **15-1926**, **19-0378**
- Su, L., **15-1147**
- Su, M., **12-0288**, **15-0177**,
16-1320
- Su, M.-D., **18-0591**
- Su, M.D., **04-0168**, **04-0287**
- Su, Q., **10-1390**, **15-0065**
- Su, T.M., **10-0320**, **18-0509**,
18-0510, **18-0511**
- Su, W., **10-0618**, **10-0772**,
12-0631, **16-0687**, **16-0884**,
19-0820, **19-1705**
- Suanders Jr., W.H., **17-0092**
- Suarez, A., **12-0277**
- Suarez, J., **10-1643**
- Suarez, P.A.Z., **09-0110**,
16-0276
- Suárez, A., **15-0611**
- Suárez, E., **14-0208**, **17-0154**
- Subba Rao, B.C., **12-0442**,
19-0993, **19-1634**
- Subba Rao, G., **15-0533**
- Subba Rao, G.S.R., **11-0365**
- Subba Rao, O., **05-0405**
- Subba Rao, Y.V., **11-0644**
- Subba Reddy, B.V., **10-1549**,
10-1574, **11-0195**, **16-0090**,
19-1253, **19-1613**
- Subbaraj, A., **05-0405**
- Subbaraman, J., **10-0372**
- Subbaraman, L.R., **10-0372**
- Subbarao, Y.T., **16-1679**
- Subbotin, O.A., **04-0333**,
09-0034
- Subong, A.P., **19-0751**
- Subotkowski, W., **11-0562**,
18-0658, **18-0751**, **18-0891**
- Subrahmanya, M., **10-0680**
- Subrahmanyam, C., **12-0492**
- Subramaniam, B., **09-0094**
- Subramanian, L.R., **05-0068**,
10-0248, **10-0249**, **10-0381**,
10-0791, **10-1362**, **11-0471**,
13-0027, **15-0035**, **15-0106**,
16-2057
- Subramanian, R., **05-0386**,
10-1089, **10-1621**
- Subrmanyam, R.V.K., **10-0909**
- Suchan, S.D., **10-1222**
- Suchanek, P., **16-1056**
- Suchkov, V.V., **10-1089**
- Suckling, C.J., **11-0142**
- Suda, H., **04-0177**
- Suda, K., **10-0567**, **18-0144**,
18-0153, **18-0342**
- Suda, M., **02-0179**, **02-0220**,
16-1289
- Suda, S., **16-0183**
- Sudalai, A., **10-0660**, **10-1068**,
11-0234, **11-0426**, **13-0410**,
15-0299, **15-1635**, **15-1887**,
15-1897, **16-1152**, **16-1674**,
16-1683, **19-0330**, **19-0594**
- Sudha, R., **16-1099**, **18-0137**
- Sudo, R., **10-0906**
- Sudo, T., **15-0745**
- Sudrik, S.G., **18-0212**
- Sue, R.E., **12-0579**
- Suehiro, T., **14-0096**
- Suemitsu, R., **10-1654**, **10-1815**,
10-1817, **12-0532**, **12-0540**,
13-0617
- Suenaga, M., **03-0129**
- Suenaga, T., **10-1453**, **15-2063**
- Suenaga, Y., **16-1788**
- Suenram, R.D., **19-0361**,
19-0383
- Suga, S., **10-1718**, **10-1844**,
11-0375, **11-0376**, **14-0299**,
15-2135
- Suga, T., **17-0216**
- Sugahara, H., **18-0500**
- Sugahara, N., **15-0160**
- Sugai, T., **19-1022**
- Sugamoto, K., **15-0203**,
15-0204
- Sugano, M., **16-0644**
- Sugasawa, S., **09-II-0006**,
17-0459
- Sugasawa, T., **11-0390**,
11-0524, **11-0525**, **11-0530**,
16-1057
- Sugathapala, P.M., **15-2438**
- Sugawara, A., **18-0143**
- Sugawara, M., **10-0310**,
10-1204, **15-2348**
- Sugawara, S., **15-2379**
- Sugawara, Y., **13-0415**
- Sugden, J.K., **19-1238**
- Sugden, S., **10-0313**
- Suggs, J.W., **14-0455**, **19-0080**
- Sugi, Y., **13-0599**, **13-0604**,
13-0605, **13-0608**
- Sugihara, H., **15-1300**, **15-1888**,
19-1779
- Sugihara, T., **11-0332**, **13-0380**,
13-0453, **15-0829**, **15-1427**,
15-1458, **15-2371**, **16-1530**
- Sugihara, Y., **07-0021**, **15-1847**,
17-0364

- Sugimoto, A., **03-0027, 16-1220**
 Sugimoto, H., **10-0713, 16-1691**
 Sugimoto, M., **16-1455**
 Sugimoto, O., **12-0588**
 Sugimoto, T., **10-1868, 15-1711, 15-1941, 15-2117, 18-0363**
 Sugino, E., **19-1283**
 Suginome, H., **10-0874, 10-1258, 10-1415, 15-0321, 18-0338, 19-0065**
 Suginome, M., **10-0689, 16-0713, 16-1106, 16-1442, 16-2127**
 Sugita, N., **13-0613, 19-1745**
 Sugita, T., **11-0376, 12-0619, 17-0026**
 Sugiura, F., **11-0485**
 Sugiura, M., **10-1462, 15-1304, 15-1326, 15-1390, 16-0909, 16-0914, 16-0915**
 Sugiura, T., **05-0297, 10-1630**
 Sugiyama, E., **16-0376, 16-0377, 19-1139**
 Sugiyama, J., **14-0268**
 Sugiyama, T., **15-1559**
 Sugoh, K., **12-0754**
 Suguro, M., **13-0293, 13-0439**
 Suh, D.J., **10-0864**
 Suh, G., **15-1478**
 Suh, J.M., **16-0947**
 Suh, W.H., **19-1044**
 Suh, Y.S., **16-0817**
 Suh, W.H., **15-1438**
 Suhendra, M., **19-1187**
 Suhr, H., **13-0084**
 Sui, J.K., **19-1033**
 Suib, S.L., **19-0238**
 Suk, J.Y., **18-0218**
 Sukai, A.K., **16-0061, 16-0062**
 Sukata, K., **10-0971, 16-1425, 16-2046**
 Sukcharoenphon, K., **02-0417**
 Sukhanov, N.N., **10-1583**
 Sukhmolinova, L.I., **10-1782**
 Sukirthalingam, S., **15-0878**
 Sukumar, R., **10-0660**
 Sukumaran, K.B., **18-0471**
 Sulbaran de Carrasco, M.C., **19-1717**
 Sulfab, Y., **11-0029**
 Sulikowski, G.A., **12-0301, 12-0356, 15-1092**
 Sulikowski, M.M., **12-0356**
 Sullins, D.W., **16-0989**
 Sullivan, A.B., **19-0871**
 Sullivan, A.C., **19-0118**
 Sullivan, D.F., **16-1133, 16-1235, 16-2019, 19-0059**
 Sullivan, E.L., **16-2172**
 Sullivan, G.R., **02-0101, 04-0208**
 Sullivan, P.J., **05-0205**
 Sullivan, R.J., **11-0305**
 Sulmon, P., **16-1224**
 Sultana, S.S., **10-0683, 13-0405, 16-0780**
 Sultanbawa, M.U.S., **17-0415**
 Sulzbach, H.M., **02-0251, 02-0261, 02-0262**
 Sulzbach, R.A., **12-0554**
 Sumarta, L., **15-1679**
 Sumi, S., **19-0106**
 Sumida, N., **16-0167**
 Sumida, S.-i., **16-0633**
 Sumihara, H., **16-2028**
 Sumino, M., **16-2015**
 Sumino, Y., **10-1826, 19-1591**
 Suminov, S.I., **15-0314**
 Sumitani, N., **14-0071, 15-0056**
 Sumitra, G., **16-0252**
 Sumiya, T., **10-1825, 19-0505**
 Summerhays, K.D., **08-0226**
 Summers, B., **14-0106, 14-0108**
 Summerville, R.H., **10-0254, 10-0257**
 Sumonja, M., **02-0238**
 Sumpter, C.A., **02-0271**
 Sumrell, G., **15-1513**
 Sun, C., **08-0212, 12-0498**
 Sun, F., **04-0231**
 Sun, G.-F., **16-0662**
 Sun, G.-r., **15-1744**
 Sun, J., **15-0421, 16-1768, 19-0823**
 Sun, K.-L., **16-0349**
 Sun, L., **10-0002**
 Sun, N., **10-1454**
 Sun, S.F., **16-0106**
 Sun, W., **16-0420, 16-0947**
 Sun, W.-H., **15-2421**
 Sun, X., **05-0182, 10-0098, 12-0422, 15-0762, 15-0850, 15-1690, 16-0233, 16-2175**
 Sun, Y., **05-0375, 13-0480, 13-055, 15-0239, 15-0434, 15-0615, 19-1028**
 Sun, Y.-K., **19-1028**
 Suna, E., **12-0106, 13-0499**
 Sunagawa, M., **16-2025**
 Sunay, U., **10-0801**
 Sundaralingam, M., **05-0087**
 Sundararajan, G., **10-0925, 15-1329, 18-0787**
 Sundararaman, P., **19-0708**
 Sundberg, J.E., **13-0589**
 Sundberg, R.J., **18-0714**
 Sundermeier, M., **13-0288**
 Sundén, H., **16-1036, 19-0506**
 Sunderhaus, J.D., **10-0690**
 Sundermeier, M., **13-0274**
 Sundermeier, U., **19-0238**
 Sundermeyer, J., **08-0088, 15-1738**
 Sundgren, A., **10-1123**
 Sung, B.S., **15-1439**
 Sung, D.D., **16-1512**
 Sung, D.W.L., **16-0690**
 Sung, H.R., **15-0934**
 Sung, S.-y., **10-1401, 10-1471, 15-1177, 16-0596, 16-0599**
 Šunjić, V., **04-0146, 10-0891, 15-0597**
 Sunkel, J., **appendixA-0024, appendixA-0023**
 Sunko, D.E., **06-0069, 06-0072, 06-0076, 10-0116, 10-0120, 10-0185, 10-0208**
 Sunner, J., **10-0416**
 Sunoj, R.B., **18-0220**
 Suorsa, T., **03-0170**
 Superchi, S., **04-0114, 16-0687**
 Superchi, S., **19-0823**
 Suppan, P., **07-0032, 19-1690**
 Surampudi, V., **11-0157**
 Surapaneni, R., **15-2068**
 Surendra, K., **10-0546, 10-0671, 19-0200**
 Suresh, C.H., **02-0029, 15-0099**
 Suresh, S., **19-0594**
 Suri, J.T., **16-0917**
 Suri, K.A., **16-1832**
 Suri, O.P., **16-1832**
 Suri, S.C., **12-0709**
 Suriaatmaja, M., **19-0394**
 Suriano, J.A., **15-1425**
 Survivet, J.-P., **15-0814**
 Surman, P.W.J., **02-0201**
 Surmina, L.S., **10-1598**
 Suroweic, M., **19-0817**
 Surprenant, S., **16-1240**
 Surridge, J.H., **11-0297, 13-0622, 15-1536**
 Surville, R. De, **19-0748**
 Surzur, J., **10-1227, 15-0052, 18-0076, 19-0255**
 Suschitzky, H., **13-0460, 13-0715, 13-0717, 16-0434, 19-0010, 19-0298**
 Sushko, T.P., **18-0218**
 Suslick, K.S., **07-0066, 07-0069, 07-0070, 07-0071, 07-0072, 07-0079, 07-0081, 07-0088, 19-0525**
 Suslova, E.N., **15-0308, 19-1789**
 Süß, H.U., **02-0179, 02-0180**
 Süsse, M., **16-1858**

- Sustmann, R., **05-0243**,
05-0245, **05-0290**, **15-2044**,
15-2060, **15-2088**, **15-2096**,
15-2179, **19-1532**
- Susuki, S., **05-0277**
- Susuki, T., **10-0441**
- Susz, P.B., **11-0450**
- Sütbeyaz, Y., **10-0939**,
19-0392
- Suter, C., **18-0537**
- Sutherland, A.G.,
17-0347
- Sutherland, A.J., **12-0271**
- Sutherland, I.O., **03-0101**,
03-0151, **04-0163**, **18-0386**,
18-0389, **18-0727**, **18-0729**,
19-1467
- Sutherland, J.K., **15-0782**
- Sutherland, R.G., **05-0396**,
07-0079
- Sutthivaiyakit, S., **10-0900**,
19-0708
- Suttle, N.A., **16-2143**
- Sutton, A.E., **18-0779**
- Sutton, L.E., **01-0087**
- Suvorov, N.N., **19-0441**
- Suwa, T., **15-0622**, **16-0376**,
16-0377, **16-0382**, **16-0638**,
19-1139
- Suwiński, J., **13-0041**
- Suyama, T., **16-1708**
- Suzui, A., **19-0373**
- Suzuka, T., **10-1460**
- Suzuki, A., **10-1415**, **10-1416**,
10-1417, **10-1836**, **11-0358**,
12-0490, **12-0518**, **12-0538**,
13-0471, **13-0474**, **13-0476**,
13-0625, **13-0705**, **13-0718**,
14-0096, **15-0168**, **15-0636**,
15-0694, **15-0700**, **15-1183**,
15-1184, **15-1187**, **15-1189**,
15-1191, **15-1192**, **16-0696**,
16-1135, **16-1759**, **17-0161**,
18-0420, **18-0429**, **18-0435**,
18-0441, **18-0447**, **18-0453**,
18-0457
- Suzuki, D., **15-2368**, **15-2408**
- Suzuki, H., **10-0790**, **10-0906**,
10-1040, **10-1201**, **11-0119**,
11-0126, **11-0140**, **11-0301**,
11-0626, **12-0503**, **13-0135**,
13-0146, **13-0254**, **13-0256**,
13-0575, **13-0683**, **13-0752**,
14-0402, **15-0993**, **16-0661**,
16-0686, **19-1534**, **19-1581**,
19-1598, **19-1744**
- Suzuki, K., **10-0584**, **10-1297**,
13-005, **14-0202**, **15-1829**,
16-0490, **18-0013**, **18-0158**,
18-0244, **18-0249**, **19-1274**
- Suzuki, M., **10-1645**, **10-1697**,
10-1825, **15-1136**, **16-0161**,
16-1125, **17-0208**, **18-0150**
- Suzuki, N., **15-0799**, **15-08**,
15-0958, **19-1445**
- Suzuki, R., **16-0381**
- Suzuki, S., **06-0083**, **10-1561**,
14-0299, **16-1195**, **19-0653**,
19-1168, **19-1487**
- Suzuki, T., **10-0550**, **10-0676**,
10-1655, **12-0117**, **13-0155**,
13-0415, **15-0212**, **15-0839**,
15-0993, **15-0998**, **15-1115**,
16-0668, **16-1041**, **16-1044**,
16-1685, **16-2023**, **18-0359**,
19-0156, **19-0518**, **19-0688**,
19-0900
- Suzuki, Y., **13-0321**, **13-0327**,
16-1225, **19-1487**
- Svanholm, U., **18-0711**
- Svedas, V., **04-0151**
- Svendsen, B.H., **15-0751**
- Svendsen, J.S., **15-1691**,
15-1701, **15-1866**
- Svensen, H., **13-0681**
- Svensson, M., **13-0393**, **13-0396**
- Svensson, S., **15-0096**
- Svensson, T., **18-0040**
- Sveshnikova, E.B., **07-0028**
- Svetlakov, N.V., **10-1053**
- Svinivas, D., **16-1608**
- Sviridov, S.I., **15-1574**
- Svoboda, J.J., **05-0032**,
05-0056, **05-0061**
- Svoboda, M., **17-0018**, **17-0030**,
17-0031, **17-0096**, **17-0260**,
17-0389
- Svyatkin, V.A., **04-0333**
- Swafford, A.M., **15-1588**
- Swafford, R.L., **18-0855**
- Swager, T.M., **03-0190**, **05-0224**
- Swain, C.G., **06-0088**, **09-0062**,
09-0063, **09-0064**, **10-0349**,
10-0622, **11-0274**, **12-0099**,
12-0648, **13-0028**, **13-0030**,
13-0719, **13-0721**, **16-1731**,
19-1763, **19-1765**
- Swain, C.J., **05-0142**
- Swain, M.S., **09-0062**, **09-0063**
- Swallow, S., **16-0759**
- Swamer, F.W., **16-2014**
- Swami, S.S., **17-0429**, **19-0979**,
19-0988
- Swaminathan, S., **10-0232**,
12-0682, **16-1068**, **19-1018**
- Swamy, N.R., **10-0958**
- Swamy, T., **11-0219**, **19-0031**,
19-0032
- Swan, G.A., **12-0679**
- Swan, J.M., **10-0832**, **10-0838**
- Swann, B.P., **19-0405**
- Swann, E., **18-0718**
- Swansborough, K.F., **19-0010**
- Swanson, D.R., **12-0617**
- Swanson, E., **15-2410**
- Swanson, J.C., **17-0031**
- Swanson, S.B., **13-0103**
- Swanwick, M.G., **19-1211**
- Swapna, G.V.T., **15-2252**
- Swarbrick, M.E., **18-0419**,
18-0687
- Swärd, K., **13-0389**
- Swarnalakhmi, S., **19-1075**,
19-1300
- Swart, E.R., **10-0084**
- Swartz, J.E., **13-0059**
- Swartz, T.D., **10-0179**
- Swartzendruber, J.K., **12-0224**
- Swarup, S., **10-0368**
- Sweany, R.L., **15-0515**
- Sweat, F.W., **19-0638**
- Swedlund, B.E., **10-0001**,
11-0271, **15-1626**, **15-1631**
- Swedo, R.J., **19-0251**
- Sweeney, A., **10-0226**
- Sweeney, J.B., **15-0275**
- Sweeney, W.A., **02-0370**,
11-0443
- Sweeney, Z.K., **16-0733**
- Sweeting, L.M., **04-0207**,
04-0208
- Sweetman, B.J., **16-0229**
- Swensen, W.E., **16-1285**
- Swerdloff, M.D., **19-0343**
- Swern D., **14-0221**, **10-0740**,
10-0746, **10-0747**, **12-0438**,
14-0196, **14-0224**, **14-0246**,
14-0249, **15-0027**, **15-1726**,
19-0161, **19-0162**, **19-0165**,
19-0644, **19-0648**, **19-0700**,
19-0716, **19-1787**
- Swett, L.R., **10-1582**, **16-1728**
- Świerczewski, G., **10-1511**
- Świerczek, K., **13-0041**
- Swiger, R.T., **10-0285**
- Swinborne-Sheldrake, R.,
02-0130
- Swinbourne, E.S., **17-0122**
- Swindell, C.S., **10-0110**,
10-1532
- Swindell, R.T., **10-0134**
- Swinnen, D., **16-1786**
- Swisher, J.V., **17-0356**
- Swiss, K.A., **16-1024**
- Switzer, C., **15-1042**
- Świątek, A., **16-1399**
- Swoboda, W., **19-0371**
- Sy, A.O., **18-0267**
- Syamala, M.S., **11-0558**
- Syatkovskii, A.I., **15-2287**

- Sydnes, L.K., 17-0313
 Sygula, A., 02-0360, 02-0363
 Sygula, R., 02-0360
 Sylvander, L., 05-0245
 Symons, M.C.R., 02-0376, 03-0037, 05-0142, 05-0273, 05-0284, 05-0318, 10-0034
 Synerholm, M.E., 10-0013, 18-0688
 Syper, L., 18-0371, 19-0622, 19-0626
 Syriopoulos, G.T., 10-1505
 Szabo, A.L., 16-1552
 Szabo, H., 14-0271
 Szabo, W.A., 16-2110
 Szabó, A., 13-0537
 Szabó, K.J., 16-0611
 Szabó, Z.G., 06-0046
 Szafran, M., 02-0095
 Szajáni, B., 17-0488
 Szarek, W.A., 04-0363
 Szczygielska-Nowosielska, A., 16-1655
 Szeimies, G., 04-0491, 10-0199, 19-0711
 Szeja, W., 10-0654
 Szejtli, J., 03-0175, 03-0177
 Szele, I., 06-0076, 11-0165, 11-0170, 13-0035, 13-0685
 Szentpály, L.-v., 10-0032
 Szentpály, L.V., 10-0029
 Szeto, C.-P., 16-1074
 Szeto, W.T.A., 16-1886
 Szeverenyi, N.M., 05-0189, 12-0420
 Szeverenyi, Z., 19-0398
 Szilagyi, P., 05-0061
 Szilagyi, S., 10-0571
 Szillat, H., 15-0818
 Szmant, H.H., 15-1852, 19-1464
 Szmuskovicz, J., 10-0722, 10-1674, 10-1678
 Szöllösy, Á., 16-1212
 Szöllöy, Á., 15-1491
 Szucs, S.S., 15-0861
 Szulejko, J.E., 08-0146, 10-0010
 Szumigala Jr., R.H., 13-0266, 13-0504
 Swarc, H., 18-0416
 Swarc, M., 05-0012, 05-0313, 10-0053
 Szymanski, M.J., 15-0967
 Szymoniak, J., 12-0329, 15-0881, 15-1384, 16-0856, 16-1115, 16-1411, 16-1481, 16-1482, 19-1669
 Taagepera, M., 04-0240, 08-0219, 08-0226, 08-0235
 Taba, K.M., 04-0349
 Tabacco, S.A., 10-1433
 Tabaci, M.H., 10-0568
 Tabanella, S., 15-1884
 Tabar-Hydar, K., 19-0088, 19-0102, 19-0147, 19-0153
 Tabata, A., 15-1536, 15-1714
 Tabata, H., 19-0761
 Tabata, M., 14-0396
 Tabata, T., 18-0338
 Taber, D.F., 10-1610, 11-0419, 12-0217, 12-0348, 12-0356, 12-0358, 12-0654, 15-0820, 15-0871, 15-0961, 15-1980, 15-2366, 19-0168, 19-1027, 19-1464
 Taber, T.R., 16-0997, 16-1013, 16-1018
 Tabet, J.-C., 15-1452
 Tabuchi, H., 11-0551, 11-0591
 Tabuchi, N., 15-1341, 16-0651
 Tabuchi, T., 17-0202, 19-1418
 Tabushi, I., 02-0326, 03-0101, 03-0174, 12-0112, 14-0144, 15-1733, 19-0780
 Tacconi, G., 15-2122, 15-2179, 18-0708
 Tachi, K., 16-0620
 Tachibana, A., 12-0087
 Tachibana, K., 16-2092
 Tada, M., 11-0328, 12-0015, 15-0241, 15-1508, 19-1375
 Tada, N., 14-0190
 Tadaki, M., 13-0448
 Tadanier, J., 18-0028
 Taddei, M., 07-0042, 07-0123, 13-0098, 16-2102, 19-1073
 Tadjer, A., 02-0245
 Tae, E.L., 05-0365
 Tae, J.S., 15-1371
 Taeger, E., 12-0590
 Taeschler, C., 10-0124
 Tafesh, A.M., 15-1381
 Taffer, I.M., 10-0500
 Taft, B.R., 15-0594
 Taft, R.W., 03-0015, 03-0016, 05-0052, 05-0092, 08-0132, 08-0160, 08-0161, 08-0176, 08-0217, 08-0219, 08-0223, 08-0226, 08-0235, 09-0020, 09-0037, 09-0047, 09-0050, 09-0051, 09-0052, 09-0054, 09-0055, 09-0059, 09-0063, 10-0429, 10-0432, 10-0443, 10-0448, 10-0448, 10-0524, 15-0028, 16-1591
 Taga, T., 10-0234, 15-0394, 15-1125, 19-1745
 Tagaki, W., 12-0639, 14-0202, 16-2149
 Tagarelli, A., 10-0545, 15-0875
 Tagat, J.R., 16-2178
 Tagaya, H., 10-0716, 19-1461
 Taggi, A.E., 12-0124, 12-0167, 16-2103, 16-2105, 17-0318, 19-1273
 Tagliavini, E., 12-0693, 16-0750
 Tagliavini, G., 16-0645
 Taguchi, H., 13-0448, 16-0508, 16-1235, 16-1357, 17-0410
 Taguchi, K., 16-0290
 Taguchi, T., 08-0200, 10-0992, 10-1819, 12-0179, 15-0839, 15-1164, 15-1341, 15-1590, 16-0651, 18-0701, 19-0848
 Taguchi, Y., 15-1228, 16-2116
 Tahmasebi, D.P., 10-0655
 Tahshiro, M., 19-1447
 Tai, A., 04-0001, 04-0136, 15-0155, 15-0158, 18-0363
 Tai, C.-L., 16-1067
 Tai, J.J., 10-0202
 Tai, W.T., 18-0209
 Taigounov, A.A., 19-0933
 Taigounov, I.R., 19-0933
 Taiji, T., 10-0886, 10-1453
 Taillades, J., 15-0375
 Taillefer, M., 11-0656, 13-0578
 Taira, A., 15-1179
 Taira, S., 15-0794
 Tait, B.D., 15-0120
 Tait, S.J.D., 19-0104
 Tajbakhsh, M., 10-1082, 13-0227, 16-0055, 16-0063, 16-0145, 19-0150, 19-0861
 Tajik, H., 11-0288
 Tajima, K., 16-1716
 Tajima, M., 17-0427
 Tajmehri, H., 11-0288
 Takaba, D., 16-1274
 Takabe, K., 16-1196
 Takabe, K., 19-0661
 Takacs, J.M., 15-0795
 Takacs, J.M., 15-0810, 16-1144
 Takada, E., 15-1191
 Takada, H., 16-1385
 Takada, S., 18-0487
 Takada, S.C.S., 16-0276
 Takada, T., 15-1139
 Takagaki, T., 19-1332
 Takagi, H., 16-1274
 Takagi, J., 19-0706

- Takagi, K., **10-1039, 10-1244, 10-1406, 13-0279, 13-0281, 13-0282, 13-0324, 13-0466, 15-0983, 15-1445, 15-1448, 15-1457, 15-2383**
 Takagi, M., **16-0239, 19-1339**
 Takagi, R., **16-1228**
 Takagi, Y., **10-1215, 12-0714**
 Takagishi, H., **15-2393**
 Takagishi, S., **12-0391, 16-0161**
 Takaguchi, Y., **16-1307**
 Takahashi, T., **15-2404**
 Takahara, J.P., **16-0495**
 Takahara, P.M., **19-1663**
 Takahashi, E., **15-1576**
 Takahashi, G., **12-0284**
 Takahashi, H., **10-1709, 16-0686, 16-0823, 19-0414, 19-0761**
 Takahashi, J., **17-0072**
 Takahashi, K., **02-0047, 10-1454, 10-1630, 15-1847, 16-1940, 19-0279, 19-0870, 19-1287**
 Takahashi, M., **19-0215**
 Takahashi, N., **15-0794**
 Takahashi, O., **15-0156**
 Takahashi, S., **10-1469, 11-0260, 13-0583, 15-1399, 15-1407, 15-1461, 15-1468, 15-1469, 15-1470, 19-1087**
 Takahashi, T., **10-1378, 10-1378, 10-1524, 10-1779, 13-0359, 15-0225, 15-0392, 15-0706, 15-0740, 15-0799, 15-0841, 15-0864, 15-0956, 15-0957, 15-0958, 15-1892, 15-1904, 15-2380, 15-2424, 16-0664, 16-1426, 16-2000, 18-0488, 18-0803**
 Takahashi, T.T., **10-0227, 15-1559**
 Takahashi, Y., **10-1834, 10-1836, 11-0358, 12-0173, 15-0157, 19-0690**
 Takahata, H., **19-0142, 19-0541**
 Takahori, T., **15-2010, 16-1007**
 Takai, K., **15-2276, 16-0500, 16-0565, 16-1365, 16-1368, 19-0044, 19-0133**
 Takai, T., **15-0185, 15-1838, 16-0823, 19-0480**
 Takai, Y., **10-0063, 10-0170, 15-0502, 16-0683**
 Takaiishi, N., **19-0461**
 Takaki, K., **10-0896, 15-0371, 15-0732, 15-1330**
 Takakis, I.M., **10-0148, 15-0187**
 Takaku, M., **11-0368**
 Takakura, M., **19-1659**
 Takakura, N., **16-0189**
 Takamatsu, K., **11-0038**
 Takami, K., **10-1393, 12-0502, 13-0433**
 Takamine, K., **19-1649, 19-1663**
 Takamizawa, S., **19-1177**
 Takamori, M., **10-1205**
 Takamoto, N., **01-0069**
 Takamoto, Y., **10-1040**
 Takamura, N., **13-0694**
 Takanami, T., **10-0567, 18-0144, 18-0153**
 Takano, H., **10-1215**
 Takano, K., **11-0189**
 Takano, M., **15-2304**
 Takano, S., **15-1826, 16-0251, 19-0169, 19-1391**
 Takanohashi, Y., **19-1487**
 Takao, H., **11-0332, 15-0829, 15-1458, 15-2371**
 Takaoka, K., **19-1534**
 Takaoka, R., **04-0166**
 Takaoka, T., **17-0472**
 Takasaki, K., **10-0504**
 Takase, K., **15-1561, 17-0343**
 Takase, M., **19-1091**
 Takashima, K., **10-0009, 16-1566**
 Takasu, K., **15-1292, 15-1641, 15-2167**
 Takasugi, J.J., **16-1281**
 Takasuka, M., **16-1472**
 Takata, T., **03-0182, 19-0834**
 Takatsuki, H., **16-1116**
 Takatsuto, S., **04-0119**
 Takaya, A., **04-0127, 04-0146, 15-0597**
 Takaya, H., **15-0598, 15-0611, 15-1480, 15-1492, 15-2198, 19-1026, 19-1027**
 Takaya, H., **19-1038**
 Takaya, J., **16-0409, 16-1103**
 Takaya, K., **19-1774**
 Takaya, Y., **15-1121, 15-1130, 15-1190**
 Takayama, R., **07-0056**
 Takayanag, H.i., **19-0415**
 Takazawa, O., **16-0995**
 Takeba, M., **15-1402**
 Takechi, N., **16-0572**
 Takeda, A., **15-2363, 15-2372, 15-2379, 19-1021, 19-1355**
 Takeda, H., **15-1359**
 Takeda, K., **11-0650, 16-0436, 18-0904**
 Takeda, M., **10-1104, 15-0371, 15-1080, 19-1478**
 Takeda, T., **10-1205, 10-1215, 13-0448, 15-0801, 15-0914, 15-1836, 16-0452, 16-1357, 16-1358, 16-1361, 16-1729, 19-0287**
 Takeda, Y., **15-1237**
 Takegami, Y., **10-1844, 10-1845, 19-1119, 19-1772**
 Takehara, A., **10-1454**
 Takehira, K., **15-0371, 15-0732, 10-0896**
 Takei, H., **10-1436, 16-1937**
 Takei, I., **19-1241**
 Takeishi, S., **16-1026**
 Takemiya, A., **15-1782**
 Takemoto, K., **03-0157, 03-0168, 04-0179**
 Takemoto, T., **19-0072**
 Takemoto, Y., **10-1452, 15-0922, 15-0923, 15-1004, 15-1670, 19-0480**
 Takemura, H., **03-0129**
 Takemura, S., **19-0637**
 Takenaka, N., **19-1684**
 Takenaka, Y., **10-1703**
 Takeno, H., **19-1028**
 Takenoshita, H., **10-1805**
 Takeoka, Y., **03-0051, 15-0779**
 Takeshima, T., **16-0209**
 Takeshita, M., **15-0624**
 Takeshita, T., **08-0233, 14-0133, 14-0134, 17-0014**
 Takeuchi, H., **05-0231, 11-0189, 19-1035, 19-1650**
 Takeuchi, K-i., **05-0111**
 Takeuchi, K., **02-0158, 02-0160, 04-0455, 05-0084, 05-0117, 05-0201, 10-0125, 10-0299, 10-0301, 10-0439, 13-0599, 15-1459, 15-2322, 16-1323, 18-0469, 18-0470, 18-0643**
 Takeuchi, M., **14-0071**
 Takeuchi, N., **15-1792**
 Takeuchi, R., **10-0882, 10-0902, 10-0916, 10-1822, 15-1390, 15-2383**
 Takeuchi, S., **14-0402, 19-1581**
 Takeuchi, T., **15-1567**
 Takeuchi, Y., **01-0087, 03-0101, 15-0465**
 Takeyama, T., **16-0507, 16-0509**
 Takezawa, E., **19-0315**
 Takezawa, F., **15-2300**
 Takezawa, F., **15-2300**
 Taki, H., **19-0284**
 Takido, T., **10-0819**
 Takigawa, T., **10-1703**
 Takikawa, H., **16-1046**
 Takimoto, M., **15-0766, 15-0811, 15-1391**
 Takinami, S., **18-0447**
 Takino, T., **10-0150**
 Takiyama, N., **15-2347, 16-0518**

- Takizawa, J.-i., 19-0475
 Takizawa, S., 19-0142
 Takizawa, Y., 14-0268
 Takizawa, Y., 16-0978
 Takken, H.J., 17-0275
 Taktak, S., 16-0571
 Takui, T., 05-0258
 Takuma, Y., 19-1176
 Takumi, H., 10-0641
 Talami, S., 18-0460
 Talbert, J., 16-1897
 Talbot, R.J.E., 16-0014,
 16-1510, 16-1516,
 16-1588
 Talbott, R., 11-0610
 Tale, R.H., 19-1074
 Talinli, N., 16-1609
 Tallant, M., 12-0301
 Tallarico, J.A., 15-1204
 Talley, J.J., 10-0300
 Talley, P., 12-0500
 Tallier, C., 16-1961
 Talukdar, B., 16-1767
 Talukdar, S., 16-0336, 19-1463,
 19-1623, 19-1648, 19-1716
 Talybov, G.M., 15-0261
 Tam, I., 18-0503
 Tam, J.P., 16-1818
 Tam, K., 04-0407
 Tam, N.C., 19-1609
 Tam, W., 15-2173, 15-2441
 Tam, W.W., 19-0132
 Tamada, M., 19-0605
 Tamagaki, S., 14-0202
 Tamagawa, K., 02-0030
 Tamagnan, G., 15-1092
 Tamaki, K., 16-1078
 Tamami, B., 10-0936, 10-1164,
 15-1848, 16-0079, 17-0432,
 19-0917
 Tamamura, H., 10-0234
 Tamao, K., 10-0688, 10-1250,
 10-1297, 10-1565, 13-0565,
 15-0816, 16-0509, 18-0828
 Tamaru, Y., 10-0881, 10-1498,
 10-1823, 14-0279, 15-1594,
 16-0666, 16-0711, 16-0719,
 16-1903, 18-0738
 Tamborra, P., 06-0012
 Tamborski, C., 12-0616
 Tamburin, H.J., 18-0590
 Tamhankar, B.V., 11-0249
 Tamiaki, H., 15-2257
 Tamm, C., 04-0196, 19-0475
 Tamm, M., 02-0161, 03-0036,
 03-0069, 12-0365
 Tamm, T., 10-0215
 Tamma, K., 10-0215
 Tamura, H., 15-2197
 Tamura, K., 18-0148
 Tamura, M., 10-1294, 10-1320,
 10-1797, 13-07, 14-0374,
 15-0176, 15-1054, 15-1060
 Tamura, O., 15-1237, 16-1261
 Tamura, R., 05-0277, 10-1479,
 19-1536
 Tamura, S., 06-0067
 Tamura, Y., 10-0850, 11-0521
 Tan, B., 04-0292
 Tan, C.-H., 04-0121, 04-0122,
 04-0123
 Tan, C.-W., 16-1029, 16-1030
 Tan, G., 16-1644
 Tan, J., 11-0398
 Tan, K.-T., 16-0610
 Tan, K.L., 16-0559
 Tan, L.C., 10-0807, 16-1876
 Tan, L.K., 11-0451, 15-1652
 Tan, L.Y., 05-0275
 Tan, S.L., 14-0188
 Tan, T.-L., 12-0094
 Tan, X.J., 15-1826
 Tan, Z., 16-0462, 19-1633
 Tanabe, K., 03-0072, 10-0882
 Tanabe, M., 10-1654, 17-0418
 Tanabe, Y., 12-0318, 16-1095,
 16-1134, 16-1636, 16-1639,
 16-2017, 16-2018, 16-2028,
 16-2156
 Tanaka, A., 10-1137, 12-0754,
 18-0301
 Tanaka, C., 19-1398
 Tanaka, D., 13-0370, 15-0766
 Tanaka, F., 15-1004, 16-0917,
 16-1035
 Tanaka, H., 13-0297, 14-0190,
 15-1665, 15-1855, 15-2064,
 16-0645, 16-0670, 16-2118,
 18-0488, 19-0029, 19-0460,
 19-1489
 Tanaka, I., 11-0594
 Tanaka, J., 13-0010, 16-0600,
 17-0247
 Tanaka, K., 01-0067, 01-0068,
 01-0069, 04-0163, 09-0120,
 09-0122, 10-0336, 10-1463,
 15-1369, 15-1594, 16-0547,
 16-0661, 16-0686, 16-0793,
 16-1070, 16-1203, 18-0465,
 19-0220, 19-0859, 19-0956,
 19-0981, 19-1176
 Tanaka, M., 02-0070, 05-0179,
 10-1014, 10-1412, 10-1827,
 10-1868, 10-1870, 10-1872,
 11-0476, 11-0506, 12-0108,
 12-0531, 12-0614, 13-0174,
 13-0321, 13-0327, 13-0336,
 13-0619, 14-0365, 15-0209,
 15-0353, 15-0376, 15-0381,
 15-1359, 15-1379, 15-1654,
 15-1662, 16-0670, 16-1167,
 16-2044, 19-0061, 19-0607
 Tanaka, N., 06-0081, 10-0313
 Tanaka, R., 05-0258, 05-0259,
 07-0022, 15-0079, 15-0337,
 15-0946, 15-2368
 Tanaka, S., 04-0079, 10-1123,
 10-1169, 10-1498, 10-1797,
 15-1941, 15-2383, 16-0373,
 16-1496
 Tanaka, T., 05-0317, 10-0765,
 11-0244, 13-0321, 13-0327,
 13-0328, 15-0779, 15-1115,
 15-1184, 16-1880, 19-0541
 Tanaka, W., 16-0818
 Tanaka, Y., 10-1453, 15-0755,
 19-1283
 Tandon, A., 16-1610
 Tanemura, K., 10-0550,
 12-0117, 19-0518
 Tang, C., 16-0777
 Tang, D., 19-1401
 Tang, D.Y.H., 05-0281, 18-0081
 Tang, F.Y., 14-0093
 Tang, H., 10-1443
 Tang, J., 10-1550, 15-0863,
 16-0150
 Tang, K., 12-0402
 Tang, K.-H., 15-1218, 15-1270
 Tang, L., 15-1004
 Tang, M.-H., 10-0924
 Tang, M.-W., 15-1768
 Tang, P.W., 15-1170
 Tang, Q., 13-0343
 Tang, R., 18-0737
 Tang, R.H., 14-0093
 Tang, S., 04-0292, 15-0231
 Tang, T.P., 16-0895, 16-0896
 Tang, W., 15-0412, 15-0425,
 15-0603
 Tang, X.-Q., 16-0727
 Tang, Y., 15-0856, 15-1122,
 16-0835, 16-0911, 16-1267,
 16-1394
 Tang, Y.S., 02-0383, 08-0057,
 08-0105
 Tang, Z., 16-1037
 Tang, Z.-Y., 13-0511
 Tangari, N., 16-0504, 16-0506
 Tange, H., 19-0981
 Tangestaninejad, S., 10-0670,
 15-1829, 15-1846
 Tanguy, G., 10-1820, 10-1845
 Tani, H., 10-0906, 14-0402,
 19-1581, 19-1598
 Tani, K., 11-0155, 12-0074
 Tani, M., 13-0371, 13-0401
 Tani, R., 19-0014
 Tani, S., 10-0846, 16-0608,
 18-0732, 19-1578

- Tanida, H., **10-0146, 10-0161, 10-0170, 10-0171, 17-0069**
 Tanigaki, K., **18-0225**
 Tanigawa, Y., **10-0908, 10-1009, 10-1012, 10-1291, 10-1509, 14-0254**
 Taniguchi, H., **10-0252, 11-0370, 11-0493, 11-0505, 17-0321, 19-1663**
 Taniguchi, K., **19-1649**
 Taniguchi, M., **11-0368, 15-0604, 15-0822**
 Taniguchi, N., **13-0151, 15-0932, 16-1655**
 Taniguchi, S., **10-0375**
 Taniguchi, T., **19-1621**
 Taniguchi, Y., **02-0295, 10-1009, 10-1012, 10-1169, 15-1330**
 Tanikaga, R., **19-1779**
 Tanikawa, S., **10-0060, 10-0074, 15-1711, 17-0343**
 Tanimoto, Y., **19-1053**
 Tanino, K., **10-1546, 10-1803, 15-0971, 15-0989**
 Tanio, M., **10-0850**
 Tanizawa, D., **19-1139**
 Tanji, K., **12-0588**
 Tank, R.T., **14-0271**
 Tankguchi, N., **13-0140**
 Tankguchi, T., **19-1382**
 Tanko, J., **04-0410, 15-0128, 18-0161, 18-0569, 18-0580, 18-0614**
 Tanko, J.M., **04-0422, 05-0216, 05-0305, 14-0058, 14-0118, 14-0128, 14-0163, 14-0294**
 Tann, C.-H., **12-0285**
 Tanna, C.H., **18-0537**
 Tanner, D., **05-0081, 02-0307, 02-0326, 13-0187, 16-0858, 18-0545**
 Tanner, D.D., **14-0045, 14-0138, 14-0158, 14-0183, 14-0188, 18-0076, 19-1346, 19-1533**
 Tanner, M.E., **02-0212**
 Tanoury, G.J., **19-1207**
 Tantillo, D.J., **03-0063, 15-2081, 18-0540, 18-0620, 18-0639**
 Tanturli, R., **15-1693**
 Tanuma, M., **19-0842**
 Tanyeli, C., **19-0493, 19-0494, 19-0495**
 Tanzawa, T., **17-0413**
 Tanzella, D.J., **18-0676**
 Tao, B., **10-1155, 13-0480, 13-0501**
 Tao, E.V.P., **15-0269**
 Tao, F., **12-0454, 13-0108**
 Tao, W.-T., **15-1157**
 Tapi, O., **10-0232**
 Tapia, J., **04-0372**
 Tapolczay, D., **15-1271**
 Tapolczay, D.J., **15-1316**
 Tapuhi, E., **02-0383, 08-0057, 12-0147**
 Tapuhi, Y., **04-0187**
 Taqian-Nasab, A., **11-0134**
 Tarakanova, A.V., **18-0614**
 Tarama, K., **15-0417**
 Tararov, V., **16-0344, 16-1426**
 Tararov, V.I., **16-1436, 16-1438, 19-1158**
 Tarbell, D.S., **11-0039, 19-0868**
 Tarbin, J.A., **19-0770**
 Tarbit, B., **13-0504**
 Tardella, P.A., **15-1884, 15-1889, 15-1890**
 Tardif, O., **15-0734**
 Tardy-Delassus, A., **11-0464**
 Tarhouni, R., **12-0621**
 Tarino, J.Z., **13-0749**
 Tarr, A.W., **06-0013**
 Tarrade, A., **15-1902**
 Tarrant, P., **15-2170**
 Tarratt, H.J.F., **18-0116**
 Tarrian, T., **10-0663**
 Tartakovskii, V.A., **19-1185**
 Tartakovsky, E., **04-0366**
 Tarygina, L.K., **13-0256**
 Taschner, E., **10-1174**
 Taschner, M.J., **15-2058, 18-0362, 19-1468**
 Tashika, H., **10-1817**
 Tashino, Y., **19-0709**
 Tashiro, H., **19-1447**
 Tashiro, M., **10-0507, 11-0595, 15-0523**
 Tashtoush, H., **05-0060, 11-0455**
 Tasinazzo, M., **16-1426**
 Tasler, S., **13-0163**
 Tasneem, Ali, M.M., **11-0122**
 Tasneem, Rajanna, K.C., **11-0473**
 Tatai, J., **15-1001**
 Tatamidani, H., **10-1862, 19-1508, 16-1977, 16-1978**
 Tatchell, A.R., **19-1245**
 Tateishi, A., **14-0268**
 Tateiwa, J.-i., **16-1472**
 Tatemitsu, H., **02-0304, 02-0306**
 Taticchi, A., **02-0149, 15-1985, 15-2003**
 Tatlock, J.H., **19-0740**
 Tatlow, J.C., **15-1518**
 Tato, J.V., **12-0700**
 Tatsami, K., **15-1504**
 Tatsukawa, A., **10-0552, 10-1595**
 Tatsuki, S., **18-0685**
 Tatsumi, A., **11-0140**
 Tatsumi, K., **12-0278**
 Tatsumi, T., **15-0224**
 Tatsuzawa, M., **16-0829**
 Taube, H., **15-0529**
 Tauh, P., **15-1222**
 Taura, K., **01-0068**
 Taurins, A., **16-0427**
 Tautermann, C., **10-0766**
 Tautou, H., **10-0733**
 Tavares, P., **15-0634**
 Taveras, A.G., **05-0322**
 Taverner, S.J., **09-0109**
 Tavernier, D., **04-0131**
 Tawaka, K., **15-2366**
 Tawaka, S., **16-0608**
 Tawara, Y., **02-0203**
 Taya, H., **16-1689**
 Taya, K., **10-0627, 10-0636, 16-0260**
 Tayal, S.R., **10-1318**
 Tayama, E., **16-1839**
 Tayama, O., **15-0377, 15-0756**
 Tayano, T., **16-0696**
 Taylor, A., **18-0670**
 Taylor, B., **16-0057**
 Taylor, B.F., **04-0372**
 Taylor, C.K., **14-0118**
 Taylor, D., **10-0621**
 Taylor, D.K., **04-0433**
 Taylor, D.R., **08-0073, 10-0231, 15-0106, 15-2219, 17-0378**
 Taylor, E.A., **10-0907**
 Taylor, E.C., **11-0229, 13-0099, 13-0100, 13-0263, 13-0283, 13-0284, 13-0660, 14-0336, 14-0370, 14-0431, 16-1412, 16-1605, 16-2008, 16-2042, 18-0231, 19-0405, 19-1798**
 Taylor, E.J., **19-1462**
 Taylor, G.A., **18-0894**
 Taylor, H.T., **15-1649**
 Taylor, J.A., **14-0316**
 Taylor, J.B., **16-1405, 16-1406**
 Taylor, J.E., **15-1675, 15-1677, 19-1570**
 Taylor, J.M., **11-0262**
 Taylor, J.W., **10-0078**
 Taylor, K.F., **16-0993**
 Taylor, K.G., **05-0347**
 Taylor, M., **19-1148**
 Taylor, M.J., **02-0201**
 Taylor, M.S., **11-0402, 15-1003**
 Taylor, N.J., **15-1124, 16-0467**
 Taylor, P.C., **16-1384**
 Taylor, P.G., **11-0097, 15-0293, 16-1234, 16-1237**

- Taylor, P.J., **03-0015, 09-0047**
 Taylor, P.N., **04-0249**
 Taylor, P.W., **04-0389**
 Taylor, R., **01-0052, 01-0070, 02-0031, 02-0355, 02-0371, 03-0017, 03-0023, 03-0025, 03-0029, 03-0045, 09-0028, 11-0001, 11-0029, 11-0045, 11-0049, 11-0065, 11-0072, 11-0073, 11-0075, 11-0108, 11-0112, 11-0203, 11-0214, 11-0271, 11-0364, 11-0449, 11-0609, 11-0612, 11-0626, 11-0631, 11-0660, 12-0645, 13-0658, 17-0122, 17-0133, 17-0134, 17-0145, 17-0191, 17-0493, 19-0401, 19-1689**
 Taylor, R.A., **15-0419**
 Taylor, R.B., **04-0516**
 Taylor, R.C., **13-0086**
 Taylor, R.E., **16-0665**
 Taylor, R.E.R., **13-0713**
 Taylor, R.J., **04-0207**
 Taylor, R.J.K., **10-0542, 15-0886, 15-0952, 15-1090, 15-1791, 16-0264, 16-0341, 16-0365, 16-1278, 16-1292, 16-1407, 17-0343, 17-0347, 18-0815, 19-0685**
 Taylor, R.L., **10-0150**
 Taylor, R.T., **15-0482**
 Taylor, S., **15-1724**
 Taylor, S.J., **15-2181**
 Taylor, S.K., **11-0335, 14-0372**
 Taylor, S.K., **16-1852**
 Taylor, W.C., **15-2158, 19-1528, 19-1713**
 Taylor, P.G., **01-0045**
 Tazaki, M., **11-0517, 16-0239**
 Tazoe, M., **16-0666**
 Tchoubar, B., **15-0467, 18-0207, 19-1062**
 Teach, E.G., **15-1595**
 Teasley, M.F., **15-2162**
 Tebbe, F.N., **16-1348**
 Teberekidis, V.I., **05-0055**
 Tedder, J.M., **01-0001, 05-0202, 11-0173, 11-0174, 11-0617, 14-0001, 14-0050, 14-0062, 14-0116, 14-0186, 15-0090, 15-0100, 18-0068**
 Tedesco, A., **13-0487**
 Tedford, M.C., **16-1521**
 Tedjo, E.M., **17-0296**
 Tedrow, J.S., **15-0604, 16-0733, 16-1053, 16-1145**
 Tee, O., **11-0106**
 Tee, O.S., **11-0271, 11-0272, 15-0547**
 Teeter, J.S., **15-1630**
 Tehrani, K.A., **16-1354**
 Teimouri, F., **19-0565**
 Teimouri, M.B., **19-0808**
 Teissier, P., **18-0076**
 Teixeira, R.R., **11-0657**
 Tejedor, D., **16-1911, 19-0334**
 Tejero, T., **16-0929**
 Tejero, T., **19-1692**
 Tekavec, T.N., **15-2441**
 Tekawa, M., **18-0189**
 Teki, Y., **05-0258, 05-0259**
 Tel, L.M., **04-0285**
 Teleman, O., **16-1214**
 Teles, J.H., **15-1368, 16-0724**
 Telford, R.P., **19-1102, 19-1200, 19-1223**
 Teller, R.G., **15-0446**
 Telschow, J.E., **19-0475**
 Temme, H., **19-1536**
 Temme, O., **19-1028**
 Temnikova, T.I., **14-0097**
 Temperini, A., **15-0273**
 Tempesta, M.S., **04-0516**
 Temple Jr., D.L., **10-1741, 10-1744**
 Temple, R.D., **15-1790**
 Templeton, D.H., **02-0254**
 Templeton, J.L., **15-1900**
 Ten Hoeve, W., **04-0024**
 ten Brink, G.-J., **18-0350, 18-0355, 19-0225**
 Tenaglia, A., **19-0457**
 TenBrink, R., **10-0481**
 Tencer, M., **16-1059**
 Teng, L., **18-0406**
 Tennant, G., **13-0782**
 Tennyson, R.L., **16-2075**
 Tenud, L., **10-0015**
 Teo, K.E., **12-0140**
 Tepe, J., **11-0421**
 Tepper, M., **13-0237**
 ter Borg, A.P., **18-0549**
 ter Halle, R., **15-0865, 19-1028**
 ter Wiel, J., **15-1789**
 Terada, M., **13-0237, 15-0985, 15-2064, 16-0901, 16-1487**
 Terada, T., **19-0139**
 Terai, H., **12-0337**
 Teraji, T., **15-2193**
 Terakawa, E., **10-0125**
 Terakura, K., **18-0316**
 Teranishi, A.Y., **12-0248, 15-1760, 16-0999, 17-0293, 19-0732**
 Teranishi, H., **15-1238**
 Teranishi, S., **10-0712, 13-0420, 19-0109, 19-0129, 19-1718**
 Terao, J., **10-1196, 10-1294, 10-1303, 10-1384, 15-0872**
 Terao, T., **12-0346**
 Terao, Y., **13-0452, 15-1932, 18-0249, 19-1371**
 Teraoka, Y., **15-1238**
 Terasaki, S., **19-1212**
 Terashima, S., **15-2185, 17-0239**
 Teratani, S., **10-0627, 10-0636, 15-0265**
 Terec, A., **02-0428**
 Terefenko, E.A., **16-1946**
 Terekhova, L.N., **15-0849**
 Terenghi, G., **11-0491**
 Terent'ev, A.B., **18-0069, 18-0080, 18-0084**
 Terent'ev, A.O., **12-0143**
 Terent'eva, G.A., **10-0315**
 Tereschenko, G.F., **18-0293**
 Ternansky, R., **15-2439**
 Ternansky, R.J., **18-0601**
 Ternovskoi, L.A., **15-1544**
 Tero-Kubota, S., **05-0317**
 Terpko, M.O., **19-1200**
 Terpstra, J.W., **10-0756, 18-0242**
 Terrano, D., **19-0529**
 Terranova, E., **19-0457**
 Terrell, C.R., **16-0416**
 Terrell, R., **10-1674, 10-1678, 16-1851**
 Terrett, N.K., **16-1506**
 Terrier, C., **15-1476**
 Terrier, F., **08-0107, 08-0172, 10-0366, 10-0368, 13-0005, 13-0008, 13-0009, 13-0671**
 Terstegen, F., **15-2293**
 Terstiege, I., **12-0266, 12-0266**
 Teschner, M., **12-0240**
 Tesoro, G.C., **15-0076**
 Testa, A., **13-0406**
 Testa, B., **04-0001**
 Testaferrri, L., **10-1306, 13-0103, 13-0132, 13-0135, 14-0326, 15-0230, 15-0273, 19-0492**
 Tester, J.W., **15-2036**
 Teston-Henry, M., **08-0146**
 Tewson, T.J., **11-0029**
 Texier, F., **10-0265, 15-1964**
 Texier-Boullet, F., **07-0111, 16-0294, 16-0411**
 Tey, C., **16-1940**
 Teyssié, P., **10-0638**
 Tezuka, H., **04-0459**
 Tezuka, T., **14-0032, 14-0105, 18-0549**
 Tezuka, Y., **01-0069, 19-0787**
 Thacher, A.F., **18-0551**
 Thadani, A., **05-0348**
 Thadani, A.N., **10-1423, 16-0740, 16-0741, 16-0742**

- Thakkar, M., **15-2007**
 Thakur, A.J., **17-0384, 19-0306**
 Thakur, V.V., **15-1897**
 thakur, A.J., **18-0313**
 Thakuria, J.A., **19-1757**
 Thaler, W.A., **14-0039, 14-0125, 14-0176, 15-0171**
 Thalji, R.K., **15-0927**
 Thalmann, A., **16-1652**
 Tham, F.S., **09-0111**
 Thamatloor, D.A., **18-0220**
 Thames, S.F., **10-0895**
 Than, C., **11-0118**
 Thanh, B.T., **16-1022**
 Thanh, G.V., **18-0773**
 Thanos, J., **04-0151**
 Thathagar, M.B., **13-0481**
 Thavonekham, B., **10-1345, 10-0706**
 Thayumanavan, R., **15-0994, 15-1004, 16-0917**
 Thayumanavan, S., **05-0187**
 Thea, S., **16-1571, 16-2146**
 Theaker, G., **11-0174, 11-0617**
 Thebtaranonth, C., **15-0052, 16-0972**
 Thebtaranonth, Y., **15-0052, 16-0972, 18-0386, 18-0729**
 Thede, K., **13-0424**
 Theis, M., **12-0397**
 Thelan, P.J., **18-0867**
 Theobald, D.W., **04-0316, 04-0351**
 Theophanides, T., **11-0453**
 Therien, M.J., **12-0508**
 Théron F., **12-0065, 15-0047, 18-0617, 18-0695**
 Thetford, D., **10-0993, 13-0128**
 Thevenin, P., **13-0503**
 Thewissen, D.H.M.W., **15-0522**
 Thi, H.C.G., **04-0467**
 Thi, M.P.N., **10-0385**
 Thiaw-Woaye, A., **16-0595**
 Thibblin, A., **06-0059, 06-0062, 10-0061, 10-0080, 10-0217, 17-0004, 17-0035, 17-0036, 17-0045, 17-0050, 17-0052, 17-0056, 17-0062, 17-0147**
 Thibonnet, J., **12-0272**
 Thickett, C.P., **15-1905**
 Thiebaud, S., **10-0587**
 Thiébauld, A., **13-0054, 13-0058, 13-0089, 13-0127, 13-0343**
 Thiebes, C., **13-0265**
 Thiede, R.J., **16-0106**
 Thiel, O.R., **15-0314**
 Thiel, W., **02-0015, 02-0018**
 Thiele, G.F., **02-0320**
 Thielecke, W., **10-1605, 15-1927**
 Thieme, P.C., **16-1255**
 Thier, W., **15-0482**
 Thiéry, V., **11-0382**
 Thies, I., **12-0655**
 Thies, O., **16-0967**
 Thies, R.W., **04-0481, 18-0583**
 Thieser, R., **10-0458**
 Thijs, L., **06-0032**
 Thijs, L., **16-0687**
 Thilmont, N., **10-1820**
 Thinggaard, J., **16-1873**
 Thirase, G., **05-0153**
 Thirot, G., **08-0160**
 Thirsk, C., **12-0456**
 Thiruvazhi, M., **18-0576**
 Thiruvengadam, T.K., **12-0285**
 Thobe, J., **16-1264**
 Thoe, A., **11-0481**
 Thomas IV, B.E., **15-0963, 15-0970, 15-0971**
 Thomas, A., **13-0200, 15-1694**
 Thomas, A.A., **07-0122, 15-2088**
 Thomas, A.F., **18-0676**
 Thomas, A.P., **10-1431**
 Thomas, A.W., **19-0264**
 Thomas, B., **07-0054**
 Thomas, B.R., **19-1439**
 Thomas, C., **19-0120**
 Thomas, C.B., **13-0462, 15-1921, 18-0078, 19-0724, 19-1797**
 Thomas, C.R., **15-1518**
 Thomas, C.W., **10-0519, 16-1057**
 Thomas, D.W., **10-1086, 16-1883**
 Thomas, E., **13-0325**
 Thomas, F., **09-0010**
 Thomas, G., **19-1097**
 Thomas, J.A., **11-0572, 11-0575**
 Thomas, J.M., **10-0916, 15-0268**
 Thomas, J.M., **19-1028**
 Thomas, K.G., **07-0063**
 Thomas, L., **13-0503**
 Thomas, M.J., **15-0515**
 Thomas, P.J., **10-0322, 10-1551, 17-0049, 17-0052, 17-0102**
 Thomas, P.N., **11-0094**
 Thomas, R., **02-0212, 16-1306**
 Thomas, R.C., **06-0015**
 Thomas, R.D., **05-0150, 05-0151, 05-0196, 08-0202**
 Thomas, R.J., **16-0021, 16-0022, 16-1596**
 Thomas, R.M., **10-1139, 19-1384**
 Thomas, S., **10-0893, 13-0172, 15-1532, 19-1172**
 Thomas, S.D., **15-1721**
 Thomas, S.J., **10-0637**
 Thomas, T.D., **02-0056, 08-0171, 08-0234, 15-0096**
 Thomas, W.A., **04-0345**
 Thomassin, R., **11-0451, 16-2052**
 Thomazeau, C., **08-0113**
 Thomm, E.W.C.W., **12-0726**
 Thommen, W., **14-0237**
 Thompson, A., **19-0120**
 Thompson, A.L.S., **13-0714**
 Thompson, A.S., **18-0302**
 Thompson, C.M., **05-0099, 10-0482**
 Thompson, D.F., **13-0411**
 Thompson, D.H.P., **10-1254**
 Thompson, D.J., **10-1832, 12-0074, 15-0401**
 Thompson, H.W., **15-1168**
 Thompson, J., **12-0406, 17-0415**
 Thompson, J.A., **10-0161, 19-0361**
 Thompson, J.A., **19-0377**
 Thompson, J.E., **19-1761**
 Thompson, J.T., **10-0060, 10-0395**
 Thompson, K.L., **15-0260**
 Thompson, L.A., **16-1823**
 Thompson, L.H., **07-0085**
 Thompson, M., **01-0013**
 Thompson, M.M., **19-0015**
 Thompson, N., **15-1730**
 Thompson, Q.E., **19-0347**
 Thompson, S.R., **15-1882**
 Thomsen, I., **10-0949, 16-0212, 16-0220**
 Thomson, I.B., **16-1873**
 Thomson, P., **18-0670**
 Thomson, R.H., **05-0226, 11-0444, 19-0258, 19-0633**
 Thomson, S.J., **15-0457**
 Thonchant, S., **15-1910**
 Thondorf, I., **03-0124, 03-0130**
 Thongsornkleeb, C., **18-0406**
 Thorarensen, A., **10-1300**
 Thorburn, S., **11-0073**
 Thorez, A., **15-1381**
 Thorhaug, J., **15-1097**
 Thorn, D.L., **15-0816**
 Thorn, M.G., **15-0973**
 Thorne, M.P., **17-0133**
 Thornton, D.E., **18-0224**
 Thornton, E.R., **06-0074, 06-0088, 15-2061, 16-1010, 16-1015, 16-1023, 16-1032, 19-0483**
 Thornton, S.D., **16-0836**

- Thorpe, D.H., **11-0593**
 Thorpe, F.G., **13-0095**
 Thorsen, M., **16-1807**
 Thorsen, P.T., **19-1487**
 Thottumkara, A.P., **19-0201**
 Thozet, A., **16-2132**
 Threadgill, M.D., **19-1566**
 Thudium, F., **09-0015**
 Thuéry, P., **03-0139**
 Thuillier, A., **16-1398**
 Thulin, B., **02-0307**
 Thummel, R.P., **12-0087**
 Thurkauf, A., **16-0148**
 Thurmaier, R.J., **15-0014**
 Thurner, A., **17-0209**
 Thweatt, J.G., **12-0116**, **15-2189**
 Thyagarajan, B.S., **14-0335**,
18-0654
 Thyagarajan, G., **16-1309**,
18-0295
 Tian, F., **05-0306**
 Tian, H., **15-1773**, **15-1774**,
19-0573
 Tian, H.-Y., **16-1092**
 Tian, Q., **15-2363**
 Tian, Q.-S., **19-1675**
 Tian, S., **15-0335**, **15-1872**
 Tian, S.-K., **16-1443**, **16-1626**
 Tian, W.Q., **19-1273**
 Tian, X., **15-0278**
 Tian, Y., **13-0242**, **15-1885**
 Tichenor, G.J.W., **15-0047**
 Tichy, M., **03-0037**, **03-0038**,
10-0208
 Tidwell, T.T., **02-0238**, **04-0421**,
04-0499, **04-0511**, **05-0055**,
05-0066, **09-0007**, **10-0083**,
10-0209, **10-0294**, **15-0024**,
15-0027, **15-0079**, **15-0117**,
15-0182, **15-0205**, **15-0222**,
15-0265, **15-0368**, **16-0514**,
16-1059, **16-1572**, **16-2112**,
17-0035, **17-0317**, **19-0161**,
19-0638
 Tiecco, M., **10-0798**, **10-1114**,
10-1306, **13-0103**, **13-0132**,
13-0135, **14-0109**, **14-0326**,
15-0230, **15-0273**, **19-0492**
 Tiekink, E.R., **12-0614**
 Tiekink, E.R.T., **15-1939**
 Tierney, J., **07-0116**
 Tierney, J.P., **07-0106**, **07-0117**
 Tietz, H., **12-0742**
 Tietze, L.F., **13-0424**, **16-0234**
 Tijani, J., **15-1403**
 Tijerina, T., **16-1348**
 Tikwe, L., **04-0517**
 Tillack, A., **13-0162**, **14-0280**,
15-0314, **15-0320**, **15-0331**,
15-0343, **15-0348**, **15-0351**
 Tille, A., **15-0265**
 Tillement, O., **19-1312**
 Tillett J.G., **16-1559**
 Tilley, T.D., **15-0729**, **16-0947**
 Tillyer, R.D., **15-0615**, **15-1038**,
18-0719
 Tilstam, U., **19-0067**
 Timberlake, J.W., **05-0216**
 Timko, J.M., **04-0164**
 Timm, D., **19-0056**
 Timmer, K., **15-0522**
 Timmerman, P., **03-0172**
 Timmers, D.A., **15-2297**
 Timmins, G., **05-0126**, **06-0086**,
10-0179, **12-0054**
 Timmons, C., **15-1896**, **16-0980**
 Timmons, C.J., **18-0512**
 Timmons, D.J., **15-2355**
 Timmons, R.J., **15-0487**
 Timms, A.W., **14-0351**, **14-0352**
 Timms, P.L., **12-0596**
 Timokhin, V., **15-1219**
 Timokhin, V.I., **14-0081**,
17-0138
 Timokhina, L.V., **16-0208**
 Timony, P.E., **13-0253**
 Tin, K., **12-0183**
 Tinant, B., **16-1224**
 Tindall, C., **15-0275**
 Ting, J., **10-0803**, **10-1342**
 Tingoli, M., **10-1306**, **10-1532**,
11-0285, **13-0103**, **13-0132**,
13-0135, **15-1569**, **19-0492**
 Tinnemans, A.H.A., **15-2235**
 Tinsley, A.S., **13-0403**
 Tinucci, L., **11-0508**
 Tipper, C.F.H., **05-0359**,
06-0008, **06-0046**, **06-0049**,
06-0052, **06-0053**, **06-0054**,
07-0044, **08-0096**, **08-0102**,
08-0135, **10-0213**, **11-0001**,
11-0108, **11-0203**, **11-0214**,
11-0271, **11-0543**, **11-0609**,
11-0612, **11-0626**, **11-0631**,
11-0660, **12-0002**, **12-0024**,
12-0038, **12-0057**, **12-0424**,
12-0504, **12-0551**, **12-0638**,
13-0003, **13-0658**, **14-0062**,
14-0214, **15-0001**, **15-0050**,
15-0451, **15-1932**, **15-1980**,
15-2166, **16-0014**, **16-1510**,
16-1516, **16-1549**, **16-1560**,
16-1588, **17-0003**, **17-0007**,
17-0037, **17-0039**, **17-0057**,
17-0122, **17-0176**, **18-0471**,
18-0526, **18-0569**, **18-0594**,
18-0739, **19-0002**, **19-0701**
 Tipping, A.E., **18-0852**
 Tippmann, E.M., **05-0375**
 Tipsword, G.E., **10-1365**
 Tipton, A.K., **15-1666**
 Tipton, T.J., **05-0279**
 Tiria, C., **16-1735**, **16-0396**
 Tirouflet, J., **19-1099**
 Tirpak, R.E., **16-1249**, **16-2013**
 Tishbee, A., **04-0170**, **04-0175**
 Tissandié, S., **19-1243**
 Tissot-Croset, K., **10-1295**,
10-1295
 Tissue, G.T., **18-0281**
 Titov, A.I., **12-0205**
 Titov, E.V., **09-0048**
 Titov, M.I., **16-1215**
 Titov, Yu.A., **15-0533**, **18-0194**
 Titova, S.P., **11-0582**
 Tius, M.A., **16-0474**
 Tiwari, H.P., **10-0049**, **19-0080**,
19-0249
 Tjen, K.C.M.F., **15-0395**
 Tkachuk, R., **02-0142**
 Tkatchenko, I., **15-2431**
 Tkatchouk, E., **14-0322**
 To, D.C.M., **15-1811**
 Toader, D., **17-0257**
 Tobe, M.L., **10-0090**, **10-0092**,
13-0052
 Tobe, Y., **02-0062**, **02-0064**
 Tobe, S.W., **02-0204**, **16-0022**
 Tobias, M.A., **15-0134**
 Tobiason, F.L., **01-0078**
 Tobisu, M., **15-2443**
 Tobito, Y., **19-0732**
 Tobler, H.J., **02-0183**
 Toblert, T.L., **16-0955**
 Tocher, D.A., **04-0348**, **04-0516**
 Tochtermann, W., **02-0064**,
04-0387
 Toczko, A.G., **17-0056**
 Toda, A., **15-0394**
 Toda, F., **01-0067**, **01-0068**,
01-0069, **03-0163**, **03-0166**,
04-0163, **04-0164**, **04-0166**,
09-0120, **09-0122**, **10-0641**,
16-1070, **16-1380**, **16-2021**,
16-2023, **18-0131**, **19-0915**,
19-0981, **19-1756**
 Toda, M., **19-1434**
 Toda, N., **15-0945**
 Toda, T., **15-2322**, **18-0469**,
18-0470
 Todaro, L.J., **04-0348**
 Todd, D., **19-1429**
 Todd, G.P., **17-0145**
 Todd, H.E., **14-0095**
 Todd, M.J., **10-0049**
 Todda, F., **05-0277**
 Todeschini, R., **02-0319**
 Todesco, P.E., **13-0078**,
16-0272, **19-0832**
 Todo, H., **10-1384**

- Todres, Z.V., **02-0254, 05-0313, 06-0034**
 Toekelt, W.G., **15-0725**
 Togni, A., **15-1320, 16-0684, 16-1190**
 Togo, H., **10-0710, 11-0285, 14-0174, 14-0345, 19-0193, 19-0497, 19-0526, 19-0709, 19-1597, 19-1598, 19-1602, 19-1629**
 Toh, H.T., **14-0133, 14-0134**
 Tohda, Y., **13-0536, 15-1939**
 Tohjo, T., **19-1781**
 Tohyama, Y., **15-0989**
 Toi, H., **19-0896, 19-1330**
 Töke, L., **15-1042, 15-1001, 16-1212, 16-1808, 17-0209, 17-0488**
 Token, K., **10-0170**
 Toker, J.D., **15-1955**
 Tökes, L., **10-1429**
 Toki, T., **10-1561**
 Tokitoh, N., **15-0624, 15-0625, 15-0627**
 Tokiyama, H., **12-0144**
 Tokles, M., **04-0202, 15-1697**
 Tokuda, M., **10-0874, 10-1258, 10-1863, 13-0436, 14-0439, 15-0321, 15-1387, 17-0383**
 Tokuda, Y., **11-0542**
 Tokue, R., **16-0436**
 Tokumaru, K., **07-0022, 14-0105, 16-1225, 10-0830, 13-0630**
 Tokunaga, M., **04-0193, 15-0212, 19-0823**
 Tokunaga, N., **12-0078, 15-1140, 15-1154**
 Tokunaga, Y., **19-0667**
 Tokuno, E., **19-0848**
 Tokura, N., **05-0231, 10-1833, 14-0117, 16-2147, 17-0320, 18-0754, 19-1343**
 Tokutake, N., **18-0194**
 Tokuyama, H., **13-0202, 16-1990, 18-0678**
 Tolbert, L.M., **11-0629, 15-1994, 15-2096**
 Toldy, L., **04-0225**
 Tolgyesi, W.S., **05-0015, 11-0029, 11-0404, 11-0636**
 Tolkachev, O.N., **19-1801**
 Tollabi, M., **10-1453**
 Tollenaere, J.P., **09-0047**
 Tolman, C.A., **15-0464, 15-1504, 15-1504**
 Tolomelli, A., **15-1317**
 Tolson, T.J., **10-1505**
 Tolstaya, T.P., **10-1782**
 Tolstikov, G.A., **10-1438, 14-0383, 15-0704, 15-0706, 15-2195, 15-2429, 19-0345**
 Tolstikova, L.L., **15-0308**
 tom Dieck, H., **04-0175, 15-2402**
 Tom, N.J., **13-0177, 16-1581**
 Toma, L., **18-0708**
 Toma, M., **07-0095**
 Toma, S., **07-0093, 11-0230, 15-1017, 19-0567**
 Toma, Š., **07-0092, 16-0331, 13-0169**
 Tomalia, D.A., **05-0052**
 Tomari, M., **17-0490**
 Tomaru, J.-i., **11-0140**
 Tomás, J., **18-0186**
 Tomás, M., **15-2415**
 Tomaselli, G.A., **16-2143**
 Tomasik, P., **09-0038**
 Tomasik, W., **12-0706, 19-0480**
 Tomasini, C., **15-1099**
 Tomaszewski, J.E., **16-0540**
 Tomatsu, A., **19-0637**
 Tombo, G.M.R., **16-0147**
 Tomezsko, E.S., **19-0462**
 Tomi, K., **19-1119**
 Tomilov, A.P., **19-0010**
 Tomilov, Y.V., **15-2315**
 Tomimoto, K., **11-0267**
 Tomimura, T., **05-0259**
 Tominaek, B.J., **07-0119, 13-0541, 13-0546**
 Tominaga, Y., **16-1953**
 Tomino, I., **19-1053**
 Tomioka, A., **04-0301**
 Tomioka, H., **05-0336, 05-0337, 05-0371, 05-0380, 18-0228, 19-0131, 19-0133**
 Tomioka, K., **02-0199, 04-0149, 12-0691, 15-1042, 15-1092, 15-1093, 15-1095, 15-1125, 15-1297, 15-1333, 15-1693, 15-1773, 15-2063, 16-0418, 16-0858, 16-0894, 16-0908, 16-1314, 16-1760**
 Tomioka, T., **11-0651, 11-0651**
 Tomita, K., **13-0782**
 Tomita, M., **18-0295**
 Tomita, N., **16-0931**
 Tomita, S., **19-0169**
 Tomita, Y., **10-1820**
 Tomizawa, G., **12-0190**
 Tomkins, R.P.T., **02-0204**
 Tomlinson, I.A., **15-2141**
 Tommasino, M.L., **18-0145**
 Tomo, Y., **16-1195**
 Tomoda, S., **04-0229, 11-0038, 16-0491**
 Tomoika, H., **18-0222**
 Tomooka, K., **15-0889, 18-0013**
 Tomori, H., **13-0183**
 Tonachini, G., **05-0120**
 Tonellato, U., **05-0068, 10-0248, 13-0027, 14-0027, 15-0035, 15-0079, 15-0082, 15-0087, 15-0106**
 Toneva, R., **19-0954**
 Tong, K.-H., **15-1762**
 Tong, P.-E., **15-1133**
 Tong, W., **16-1172**
 Tong, X., **15-0845**
 Tongco, E.C., **16-2053**
 Tongpenyai, N., **10-0900**
 Toniolo, L., **11-0478**
 Tonks, L., **13-0411, 13-0412**
 Tonogaki, K., **18-0789**
 Tonsbeeck, C.H.T., **11-0613**
 Toops, D., **18-0601**
 Top, S., **16-2058**
 Topley, B., **10-0014**
 Topolski, M., **05-0356, 12-0426, 12-0610**
 Toppet, S., **15-2213**
 Topping, C.M., **15-1084**
 Topsom, R.D., **01-0042, 01-0052, 08-0161, 08-0235, 09-0002, 09-0039, 09-0049, 09-0051, 09-0052, 09-0055, 09-0064**
 Tor, Y., **10-1024**
 Torchy, S., **16-0366, 16-0368, 19-0965**
 Torck, B., **15-0024**
 Tordeux, M., **16-0453**
 Tordo, P., **05-0214**
 Toreki, R., **18-0762**
 Torenius, H.M., **09-0117, 13-0271**
 Torgov, I.B., **15-0849**
 Tori, M., **19-0461**
 Tori-i, A., **10-0507**
 Torigoe, M., **14-0400, 19-1579**
 Torii, S., **10-1805, 14-0190, 14-0359, 15-1665, 16-0161, 16-0645, 16-2118, 19-0401, 19-0745**
 Torii, T., **15-0998**
 Torisawa, Y., **11-0522**
 Toriumi, Y., **04-0301**
 Toriyama, F., **12-0287**
 Tormo, J., **16-1502**
 Toro-Labbé, A., **10-0031, 10-0032**
 Toroioli, S., **10-0672**
 Török, B., **19-1460**
 Toromanoff, E., **04-0138, 16-0005, 16-0011**
 Torossian, G., **10-1620**
 Torraca, K.E., **13-0123, 13-0124**

- Torre, G., **04-0038, 16-2122**
 Torregiani, E., **10-1064, 15-1018, 15-1289, 17-0160**
 Torrell, E., **13-0471**
 Torres, E.C., **17-0155**
 Torres, G., **15-1741**
 Torres, L.E., **06-0016**
 Torres, M., **15-1785, 18-0222**
 Torres, T., **10-0729**
 Torres, W., **15-1741**
 Torrsell, K., **19-0439, 19-0647, 19-0648, 19-0649**
 Torrsell, K.B.G., **10-0768, 15-1932, 19-1556**
 Tortajada, A., **19-0840**
 Tortioli, S., **10-0672**
 Tortorelli, V.J., **15-2316**
 Toru, T., **16-1455, 19-0999**
 Torupka, E.J., **10-1236**
 Tosaka, E., **18-0244**
 Tosaki, S.-y., **15-1741**
 Toscano, J.P., **05-0369**
 Toscano, R.A., **04-0361**
 Toscano, V.G., **18-0630**
 Toshida, N., **15-1448**
 Tshikawa, S., **15-2276, 19-0044**
 Tshima, K., **15-0749**
 Toshimitsu, A., **04-0459, 10-1565, 11-0134, 13-0661, 19-0471**
 Tosi, G., **15-2350**
 Toste, F.D., **10-1448, 15-0814, 15-0815, 15-0825, 15-0978, 15-1321, 15-1446, 15-2435**
 Tosun, A., **19-0494**
 Toteva, M.M., **05-0096**
 Toteva, M.M., **10-0058**
 Toth, A., **17-0053**
 Toth, B.R., **10-0179**
 Toth, I., **15-0598**
 Tóth, G., **19-0440**
 Tóth, J., **19-1215**
 Toto, S.D., **10-1089**
 Totten, G.E., **19-0847**
 Tottie, L., **10-0663**
 Touchard, F.P., **16-1333**
 Touillaux, R., **16-1239**
 Toullec, J., **02-0379, 02-0383, 02-0384, 02-0405, 04-0096, 08-0009, 10-0531, 12-0084, 12-0095, 12-0099, 15-0016, 15-0251**
 Toupet, L., **02-0428**
 Tour, J.M., **11-0293, 15-0470, 16-0500, 19-0753**
 Toussaint, O., **19-0436**
 Towne, T.B., **15-0231**
 Townes, J.A., **15-2181**
 Townley, E.R., **18-0872**
 Towns, D.L., **05-0138**
 Townsend, J.M., **16-1387, 18-0032**
 Townsend, R.-J., **15-2432**
 Townsend, R.J., **15-2303**
 Townson, M., **14-0053**
 Toy, P.H., **05-0308, 14-0068, 14-0076, 19-0178**
 Toyao, A., **15-1237**
 Toyoda, M., **19-0723**
 Toyoda, T., **11-0390, 11-0524, 11-0525, 16-1057**
 Toyokuni, T., **19-1217**
 Toyosaki, T., **12-0755**
 Toyoshima, T., **10-1306**
 Toyota, K., **13-0177**
 Toyota, M., **15-0769**
 Toyota, S., **04-0273, 16-1070, 16-2021, 19-1756**
 Tozer, M.J., **15-2071**
 Traas, P.C., **17-0275**
 Trabanco, A.A., **10-0856**
 Trabocchi, A., **10-1414, 12-0283**
 Tracey, M.R., **10-0997**
 Trachtenberg, E.N., **19-0468, 19-0470, 19-0553**
 Trachtman, M., **02-0028**
 Tracz, S., **15-1534**
 Trætteberg, M., **02-0050, 02-0051**
 Trahanovsky, W.S., **10-0134, 12-0116, 12-0203, 12-0671, 14-0209, 14-0301, 14-0319, 14-0371, 15-0186, 15-1726, 17-0290, 18-0352, 18-0733, 19-0002, 19-0010, 19-0073, 19-0103, 19-0311, 19-0329, 19-0391, 19-0426, 19-0436, 19-0590, 19-0622, 19-0698, 19-0827**
 Trainor, R., **15-1685**
 Trainor, R.W., **07-0116, 07-0105**
 Tramontano, A., **19-1053**
 Tramontini, M., **04-0136, 10-0264, 10-0388, 16-0392, 16-0392, 19-0951**
 Tramper, H.S., **19-1345**
 Tran, H.Q., **05-0326**
 Tran, M.B., **10-1433**
 Tran, V., **15-1958**
 Tran-Dube, M.B., **15-1368, 16-0724**
 Tranter, G.E., **04-0005**
 Trappel, L.N., **10-1583**
 Trattner, R.B., **16-0015**
 Trauner, D., **15-0850, 18-0688**
 Trauthwein, H., **15-0314, 15-0343, 15-0348**
 Trautwein, H., **18-0074**
 Traverse, J.F., **16-0865**
 Travis, B.R., **15-1673, 19-0341, 19-0396, 19-0676**
 Traylor, T.G., **12-0008, 12-0009, 12-0040, 15-0114, 15-0117, 19-1571, 19-1573**
 Traynelis, V.J., **13-0665, 19-0661**
 Traynham, J.G., **05-0004, 11-0053, 14-0039, 14-0041, 14-0043, 14-0109, 18-0085**
 Traynor, L., **11-0607**
 Treager, J.C., **02-0237**
 Trebalón, L., **17-0485**
 Trecker, D.J., **11-0560, 15-1726, 15-1742, 15-2151, 15-2209, 15-2235, 18-0628, 19-0011, 19-0047, 19-0070, 19-0345, 19-0553, 19-0588, 19-0638**
 Trécourt, F., **13-0312, 13-0319**
 Treffers, H.P., **16-1558**
 Trehan, S., **15-0792, 16-1426**
 Tremaine, P.H., **16-0119**
 Tremblay, J.P., **14-0045**
 Tremblay, M.-C., **16-0471**
 Tremble, J., **10-1429**
 Tremelling, M.J., **13-0597**
 Trémillon, B., **12-0341**
 Tremmel, J., **05-0227**
 Trépanier, V.E., **11-0332**
 Treptow, B., **04-0427, 15-0910**
 Trevillyan, E.A., **12-0410, 12-0411**
 Trevisan, R., **13-0681**
 Trewhella, M.A., **15-0624, 19-1021, 19-1022**
 Triantafyllou, A.S., **11-0433**
 Tribedi, U., **15-1534**
 Trifan, D.S., **18-0103**
 Trifillieff, E., **12-0454**
 Trifonova, A., **19-1155**
 Trimble, L.A., **12-0230**
 Trimitsis, G.B., **10-0481**
 Trinajstić, N., **02-0115**
 Trinajstić, N., **02-0106, 02-0414**
 Trincado, M., **15-0357**
 Trindle, C., **15-2105**
 Tripathy, P.B., **10-1417**
 Tripathy, R., **15-2061**
 Tripathy, S., **13-0161**
 Tripoli, R., **11-0363, 12-0320, 19-0206**
 Tripolone, M., **16-2143**
 Tripoulas, N.A., **10-0995**
 Tristram, E.W., **16-0310**
 Tritle, G.L., **10-0170**
 Trivedi, G.K., **15-1936**
 Trivedi, N.J., **16-1768**

- Trofimenko, S., 12-0366,
15-2293, 15-2299, 19-0548
- Trofimov, B.A., 04-0295,
10-0661, 10-0775, 10-1517,
15-0250
- Trofimov, M.I., 01-0029
- Trogolo, C., 14-0071, 15-0899,
15-1258, 15-1855, 15-1922,
15-1924
- Troisi, L., 15-1768, 15-2164
- Troitskii, N.A., 12-0143
- Trombetti, A., 15-0488
- Trombini, C., 12-0693,
16-0601
- Tromelin, A., 11-0550
- Trometer, J.D., 10-1557,
17-0052
- Tromp, J., 11-0615
- Tronche, C., 05-0307, 14-0123
- Tröndlin, F., 13-0033, 19-1562
- Troost, J.J., 17-0474
- Tropitzsch, R., 17-0353
- Trost, B.M., 02-0045, 02-0046,
02-0047, 02-0089, 02-0329,
04-0206, 04-0407, 05-0143,
06-0016, 10-0802, 10-0907,
10-1441, 10-1446, 10-1447,
10-1448, 10-1450, 10-1471,
10-1478, 10-1485, 10-1492,
10-1588, 10-1628, 10-1632,
10-1648, 10-1856, 12-0077,
12-0081, 12-0240, 12-0240,
12-0253, 12-0513, 13-0418,
13-0536, 13-0667, 14-0254,
15-0366, 15-0396, 15-0477,
15-0741, 15-0755, 15-0800,
15-0807, 15-0814, 15-0815,
15-0816, 15-0836, 15-0905,
15-0910, 15-1152, 15-1446,
15-1850, 15-1914, 15-1915,
15-1969, 15-1971, 15-1972,
15-2044, 15-2435, 16-0168,
16-0179, 16-0416, 16-0569,
16-0903, 16-0975, 16-1042,
16-1044, 16-1054, 16-1162,
16-1189, 16-1376, 16-1378,
16-1402, 16-1406, 16-1652,
16-1697, 17-0233, 17-0294,
17-0294, 18-0112, 18-0235,
18-0727, 18-0831, 19-0023,
19-0027, 19-0053, 19-0130,
19-0444
- Trost, M.K., 18-0831
- Trotman, S., 19-0334
- Trotman-Dickenson, A.F.,
08-0219, 14-0110, 14-0112
- Trotter, J., 01-0075, 03-0172,
04-0142, 04-0390, 04-0450,
05-0285
- Troung, A., 19-0535
- Troupel, M., 10-1811, 10-1818,
13-0142
- Troutman, M.V., 15-0425
- Troyansky, E.I., 04-0360,
14-0162, 19-0606
- Trozzolo, A.M., 05-0328,
05-0345, 14-0034
- Trshiska, Ya, 18-0325
- Truax, D.R., 04-0261, 04-0350
- Truce, W.E., 10-0238, 10-0261,
10-1713, 10-1748, 11-0476,
12-0208, 13-0773, 13-0775,
13-0779, 13-0783, 15-0044,
15-0045, 15-0047, 15-0047,
15-0048, 15-0049, 15-1089,
15-1598, 15-1600, 16-0230,
16-1403, 16-2147, 17-0320,
18-0381
- Trudell, M.L., 13-0179,
18-0242, 19-0107, 19-1630
- Trueblood, K.N., 02-0271
- Truesdale, L.K., 12-0223,
16-0240
- Truhlar, D.G., 06-0006, 06-0022
- Trullinger, T.K., 19-1423
- Trumbull, E.R., 17-0243,
17-0250, 17-0258
- Trumper, P.K., 15-1092
- Truong, A., 16-2091
- Truong, P.N., 01-0010
- Trupp, B., 04-0438
- Truscheit, E., 17-0303
- Trusty, S., 10-0534
- Trzoss, M., 04-0137, 18-0807
- Trzupek, L.S., 12-0535
- Ts, C.e., 04-0410
- Tsadjout, A., 12-0723
- Tsai, C., 12-0498
- Tsai, C.-C., 16-1359,
16-1360
- Tsai, F.Y., 15-2424
- Tsai, J.H., 03-0083
- Tsai, M., 04-0021, 19-0015
- Tsai, Y., 10-1232
- Tsai, Y.-C., 10-0881
- Tsai, Y.-M., 15-1218, 15-1247,
15-1270
- Tsanaktsidis, J., 10-0045,
12-0655, 14-0434, 15-1279
- Tsang, G.T.Y., 10-0290
- Tsang, R., 16-0009
- Tsang, S.C., 19-0192
- Tsang, W., 05-0265
- Tsangaris, M.N., 15-1570
- Tsao, K.-L., 10-0272
- Tsao, M.-L., 05-0407, 10-0275,
10-0440
- Tsarev, D.A., 13-0514
- Tsaroom, S., 10-1017
- Tschaen, D., 10-1128
- Tschaen, D.M., 15-1038,
19-0673, 19-0678
- Tschamber, T., 18-0480
- Tscheschlok, K., 15-1927
- Tschuikow-Roux, E., 05-0339
- Tschumper, G.S., 01-0025
- Tse, A., 08-0223
- Tse, C., 15-0128, 18-0161,
18-0569, 18-0580, 18-0614
- Tse, C.-L., 19-1404
- Tse, M.K., 15-1764
- Tsel'eva, M.A., 15-0867
- Tselinskii, I.V., 10-1035,
12-0711, 19-0786
- Tseng, C.C., 04-0147, 10-1509,
10-1656
- Tseng, C.K., 15-1595
- Tseng, L.T., 16-0006
- Tseng, S.-L., 16-0687
- Tseng, W.-H., 15-1246
- Tsibouklii, J., 10-0999
- Tsipouras, A., 04-0207
- Tsir, Ya., 16-1943
- Tso, H., 15-2087
- Tsogoeva, S.B., 15-1033
- Tsou, T.T., 13-0462
- Tsoucaris, G., 04-0164, 04-0165
- Tsubaki, K., 03-0130, 10-1463,
17-0435, 19-1563
- Tsuboi, S., 10-1548, 19-1021
- Tsubouchi, A., 13-0448,
16-1361
- Tsubouchi, H., 16-1771
- Tsuboya, N., 15-2401
- Tsuchida, M., 12-0714,
19-0156, 19-0688
- Tsuchida, Y., 14-0096, 19-1618
- Tsuchihashi, G., 10-1697,
10-1698, 12-0181, 12-0182,
12-0186, 18-0013, 18-0158,
19-1606
- Tsuchimoto, T., 11-0329,
12-0284, 15-0210, 15-0912,
18-0245
- Tsuchiya, K., 10-1196
- Tsuchiya, S., 01-0083
- Tsuchiya, T., 11-0423, 12-0658,
14-0435, 16-1914, 16-2116
- Tsuchiya, Y., 10-0950, 15-0730,
15-0993, 16-1422, 16-1426
- Tsuda, T., 14-0442, 15-0849
- Tsuge, H., 15-1791, 15-1807
- Tsuge, O., 10-1034, 15-1932
- Tsuge, S., 19-1108
- Tsugeno, A., 10-0299, 10-0439
- Tsugoshi, T., 11-0521
- Tsui, S.K., 17-0065
- Tsuji, H., 16-0606
- Tsuji, J., 04-0167, 10-1445,
10-1447, 10-1630, 10-1653,

- 10-1849, 12-0537, 13-0362,
 14-0259, 14-0443, 14-0444,
 14-0450, 14-0456, 15-0792,
 15-1381, 15-1641, 15-1665,
 16-0645, 16-1004, 17-0327,
 17-0327, 19-0060, 19-0414,
 19-0415, 19-0718, 19-0729,
 19-0899, 19-1307
 Tsuji, K., 10-0063, 16-1771
 Tsuji, S., 10-1627, 16-0237
 Tsuji, T., 04-0422, 10-0146,
 10-0161, 10-0992, 10-1233,
 12-0159, 15-2261, 19-0644,
 19-1573
 Tsuji, Y., 10-0440, 10-0441,
 10-0442, 10-0900, 10-0902,
 10-0916, 10-1206, 10-1797,
 10-1822, 19-1247
 Tsujigami, T., 19-1022
 Tsujimoto, M., 14-0201
 Tsukada, N., 10-1544, 12-0300,
 15-2379
 Tsukagoshi, T., 15-0780
 Tsukahara, J., 09-0012
 Tsukamoto, H., 13-0348
 Tsukamoto, M., 15-0596
 Tsukayama, M., 07-0056
 Tsukazaki, M., 19-0122,
 19-0123
 Tsukinoki, T., 15-0523
 Tsukube, H., 16-1521
 Tsukuda, M., 12-0619
 Tsukada, N., 15-0929
 Tsukuda, T., 13-0481
 Tsukurimichi, E., 17-0289
 Tsumaki, H., 10-0785, 16-1754
 Tsumiyama, T., 19-0288
 Tsumura, S., 19-0521
 Tsunawaki, S., 13-0707
 Tsuneishi, H., 15-0158
 Tsuno, Y., 05-0314, 09-0061,
 10-0063, 10-0154, 10-0163,
 10-0169, 10-0170, 10-0273,
 10-0274, 10-0311, 10-0403,
 10-0440, 10-0441, 10-0442,
 11-0172, 18-0270
 Tsunoda, K., 11-0487
 Tsunoda, T., 10-0704, 10-1704,
 16-0161, 16-1274, 18-0685
 Tsunoi, S., 10-1827, 10-1829,
 15-1262, 19-0607
 Tsuritani, T., 19-1666
 Tsurugi, J., 19-1468, 19-1492
 Tsurugi, K., 10-1446
 Tsuruoka, Y., 19-1212
 Tsuruta, H., 18-0640
 Tsuruta, T., 14-0006
 Tsushima, K., 10-1347
 Tsushima, S., 12-0224
 Tsushima, T., 12-0159
 Tsutsui, H., 10-0965
 Tsutsui, M., 12-0001
 Tsutsui, Y., 15-2135
 Tsutsumi, K., 15-1448
 Tsutsumi, S., 12-0535, 12-0735,
 13-0617, 15-1343, 15-1642,
 19-0747
 Tsutsumi, T., 19-1038
 Tsuzuki, H., 15-0523
 Tsuzuki, S., 03-0072
 Tsuzuki, T., 03-0072
 Tselikhovsky, D., 16-0891
 Tsvetkov, E.N., 03-0143
 Tsyganov, D., 15-0961
 Tu, C.-H., 15-1100
 Tu, S.-J., 16-0054,
 19-1090
 Tu, Y.-Q., 13-0162, 16-0298,
 19-0082, 19-1673
 Tu, Y.Q., 18-0134, 18-0154,
 18-0157, 19-1042, 19-1043,
 19-1384
 Tuailon, J., 15-1611
 Tuberger, M.W., 15-0167
 Tuccarbasu, S., 14-0427
 Tuchiya, Y., 15-2300
 Tucker, B., 10-1089,
 16-2071
 Tucker, C.E., 09-0112, 10-1333,
 15-2041
 Tucker, G.P., 11-0204
 Tucker, J.A., 15-1057
 Tucker, J.L., 15-0497
 Tucker, J.R., 15-2288
 Tucker, O., 14-0288
 Tucker, R.B., 19-0632
 Tuddenham, D., 02-0267
 Tueting, D., 16-1904
 Tufariello, J.J., 04-0232,
 19-0448
 Tufon, C., 13-0012
 Tuinstra, H.E., 18-0778
 Tuji, H., 10-0490
 Tuladhar, S.M., 10-0046,
 15-1854
 Tulchinsky, M.L., 16-0675
 Tuleen, D.L., 14-0040, 14-0049,
 14-0183
 Tuli, D., 10-1582
 Tullman, G.M., 14-0427
 Tullock, C.W., 10-1078,
 16-0447
 Tumas, W., 05-0106, 12-0664,
 17-0064
 Tumi, S.O., 14-0437
 Tümmler, B., 03-0144
 Tuncay, A., 19-0525
 Tuncay, C.I., 19-0525
 Tüncher, W., 19-0290
 Tundo, A., 18-0073
 Tundo, P., 09-0104, 10-0412,
 10-0470, 10-0884, 10-1583,
 12-0746, 13-0406, 19-0339
 Tung, C., 17-0515
 Tung, C.C., 16-1222
 Tung, H., 19-0609
 Tung, J.C., 04-0313
 Tung, J.S., 13-0741
 Tunge, J.A., 18-0675
 Tunney, B.H., 13-0239
 Tunoori, A.R., 16-1784,
 19-1127
 Tuong, H.B., 16-1328
 Tuong, T.D., 13-0216
 Tureček, F., 02-0407
 Turk, A., 10-1256
 Turk, M.R., 02-0242
 Turkenburg, L.A.M., 02-0062,
 10-0317
 Turkevich, J., 15-0448
 Turkut, E., 19-0494
 Turley, P.C., 16-0043, 18-0201
 Turnbull, K., 01-0009, 10-1005,
 10-1011, 19-1256, 19-1620
 Turner, A.B., 19-0021, 19-0022
 Turner, D.W., 01-0013
 Turner, H.W., 13-0177, 19-0218
 Turner, J.M., 16-0917
 Turner, J.O., 05-0049, 08-0035
 Turner, J.V., 12-0315, 16-1668,
 18-0729
 Turner, L.M., 05-0135, 12-0032
 Turner, N.J., 13-0442
 Turner, R.B., 04-0495
 Turos, E., 16-1835, 18-0527
 Turro, N.J., 05-0208, 05-0285,
 05-0289, 05-0335, 05-0368,
 07-0001, 07-0019, 07-0021,
 07-0025, 07-0029, 07-0039,
 07-0039, 07-0040, 07-0044,
 07-0046, 10-1370, 14-0161,
 14-0229, 15-0154, 15-2157,
 15-2161, 15-2235, 15-2239,
 15-2242, 15-2254, 15-2283,
 15-2312, 16-0043, 16-2084,
 17-0515, 17-0527, 18-0201,
 18-0202, 18-0205, 18-0236,
 18-0495, 19-1687
 Turský, M., 12-0689
 Turteltaub, J.S., 19-0235
 Turunen, B.J., 16-1784
 Tuszyński, W.J., 10-0178
 Tuulmets, A., 16-0527
 Tverezovskiy, V.V., 16-1959
 Tweedle, N.J., 16-2114
 Tweedie, V.L., 19-1383
 Twiddle, S.J.R., 12-0456
 Twieg, R.J., 13-0202
 Twigg, M.V., 10-1832, 12-0074,
 15-0401

- Twigger, H.L., **16-1954**
 Twitchett, H., **16-1756**
 Twitchin, B., **12-0315**
 Tye, H., **13-0271, 16-1654**
 Tykwinski, R.R., **17-0325**
 Tyltin, A.K., **15-2088**
 Tymonko, S.A., **19-0140, 13-0567**
 Tymoschenko, M.F., **13-0305**
 Tyobeka, T.E., **11-0216**
 Tyrlik, S., **19-1712**
 Tyuleneva, V.V., **16-1255**
 Tyurina, L.A., **15-0181**
 Tyutyulkov, N., **02-0245**
 Tzalis, D., **16-0546**
- Uang, B.-J., **16-1438**
 Uang, S., **16-0697**
 Ubukata, M., **17-0468**
 Uccello-Barretta, G., **16-0831**
 Ucciani, E., **10-0039, 14-0179**
 Uchibori, Y., **13-0255**
 Uchic, J.T., **10-0318, 18-0508**
 Uchida, A., **14-0373**
 Uchida, M., **10-1817, 16-1195**
 Uchida, N., **10-0084**
 Uchida, T., **06-0051, 09-0086, 10-0475, 10-1464, 15-1711, 15-1961, 15-2300, 15-2304, 16-1826, 16-1830, 18-0363**
 Uchida, Y., **05-0119, 15-0598**
 Uchimaru, T., **03-0072**
 Uchimura, H., **15-0730**
 Uchino, N., **10-1796, 13-0281**
 Uchiro, H., **16-1052, 16-1119, 19-0901, 19-1596**
 Uchiyama, K., **11-0215**
 Uchiyama, M., **15-0739, 15-1564**
 Uda, H., **16-1017**
 Udenfriend, S., **14-0202**
 Ue, N., **10-0882**
 Ueba, M., **10-1515, 19-1359, 19-1452**
 Uebel, J.J., **10-0223**
 Uebelhart, P., **05-0319**
 Ueda, A., **18-0643**
 Ueda, H., **13-0010, 13-0198**
 Ueda, K., **02-0064, 05-0084, 10-1856, 18-0139**
 Ueda, M., **11-0215, 16-0702, 16-0906, 16-0933, 16-0937, 16-0938, 16-0940, 19-1152**
 Ueda, N., **19-1700**
 Ueda, T., **18-0678**
 Ueda, W., **13-0583**
 Ueda, Y., **15-1314**
 Uedo, E., **16-1060, 19-0014**
 Uehara, S., **19-0605**
 Uehara, T., **15-1939**
- Uehlin, L., **16-1106**
 Uehling, D.E., **15-1060**
 Ueki, H., **10-1558**
 Uemoto, K., **10-1704, 15-0288**
 Uemura, M., **03-0091**
 Uemura, S., **04-0459, 10-0793, 11-0134, 11-0333, 12-0289, 13-0139, 13-0263, 13-0285, 13-0328, 13-0513, 13-0659, 13-0660, 13-0661, 15-0227, 15-1159, 15-1536, 15-1603, 15-1714, 15-1716, 16-1472, 17-0159, 19-0120, 19-0223, 19-0471, 19-0719, 19-1241, 19-1651, 19-1745**
 Uemura, T., **15-0611, 19-1038**
 Uemura, S., **13-0509**
 Uenishi, J., **18-0360, 19-0907, 19-1307**
 Ueno, H., **19-1337**
 Ueno, K., **13-0617**
 Ueno, M., **08-0188, 16-0381, 16-1121**
 Ueno, S., **13-0532**
 Ueno, T., **10-0074**
 Ueno, Y., **19-0450, 19-0732, 19-1398**
 ueno, M., **15-2167**
 Ueshima, T., **19-1767**
 Ueta, M., **15-0802**
 Ueyama, K., **15-1125**
 Uff, B.C., **18-0352, 18-0376, 19-1129**
 Uffer, P.M., **04-0462**
 Ufret, L., **17-0428**
 Ugai, T., **16-1496**
 Ugalde, J.M., **16-0832**
 Uggerud, E., **03-0054**
 Uggerud, E., **10-0054**
 Ugi, I., **10-0967, 15-0547, 16-2124, 16-2128, 16-2131, 16-2133, 17-0479, 17-0480**
 Uglova, E.V., **12-0017**
 Ugo, R., **11-0505**
 Uguen, D., **16-1543, 18-0436, 19-0508**
 Uh, H., **10-0724**
 Uhm, S.J., **16-0812**
 Uhm, S.T., **12-0599**
 Uhm, T.S., **16-1512**
 Ujaque, G., **15-2057**
 Ujihara, Y., **16-1196**
 Ujikawa, O., **16-1488, 16-1489**
 Ukai, K., **15-0945, 16-1365**
 Ukaji, Y., **19-0592**
 Ukhin, L.Yu., **13-0534**
 Ukita, T., **04-0334, 15-1691**
 Ulan, J.G., **15-0501**
 Ulich, L.H., **16-1881**
- Ullenius, C., **10-1353, 13-0460, 15-1094, 15-1170, 18-0629**
 Ullman, E.F., **13-0758**
 Ullrich, E.C., **19-1683**
 Ulman, M., **18-0833**
 Ulmen, J., **18-0637**
 Ulmer II, C.W., **15-0849**
 Ulrich, G., **05-0291**
 Ulrich, H., **15-2184, 16-1755, 16-2071, 16-2076, 16-2094, 19-0554**
 Ulrich, P., **10-0613, 16-1328**
 Ulrich, W., **18-0632**
 Um, I., **10-0358, 10-0368**
 Um, I.-H., **10-0369**
 Um, I.H., **16-0015**
 Um, S.Y., **15-0835**
 Uma, R., **19-0120**
 Umani, F., **14-0071, 15-1258**
 Umani-Ronchi, A., **10-1469, 12-0693, 16-0504, 16-0505, 16-0506, 16-1434**
 Umbreit, M.A., **17-0329, 19-0471, 19-1718**
 Umeda, S., **16-0687**
 Umemoto, T., **12-0190**
 Umen, M.J., **12-0560, 15-1071, 15-1088**
 Umeno, M., **13-0255, 18-0880**
 Umino, A., **15-2304**
 Umpleby, J.D., **15-0867**
 Undheim, K., **15-1049**
 Unelius, C.R., **10-0999**
 Uneyama, K., **12-0639, 15-2376, 19-1156**
 Ungaro, R., **11-0388**
 Unger, D., **10-0156**
 Unger, S.H., **09-0062, 09-0063, 09-0065, 09-0068**
 Ungváry, F., **12-0611, 15-1495, 15-1496, 15-1497, 16-0536**
 Unibertsitatea, E.H., **16-0832**
 Unni, M.K., **15-0669**
 Uno, F., **17-0269**
 Uno, M., **13-0583**
 Untch, K.G., **02-0103, 02-0316, 10-1798**
 Unterberg, H., **02-0307**
 Untiedt, S., **05-0351**
 Unverferth, K., **12-0742**
 Uozumi, Y., **10-0691, 10-1470, 13-0487, 15-0201, 18-0692, 19-1041**
 Uphade, B.S., **13-0410**
 Uphade, T.S.S., **15-1887**
 Uppalla, L.S., **10-0774, 10-1107, 16-1159, 16-1602, 16-1681, 16-1684**
 Upton, C.J., **15-0142**
 Upton, T.H., **18-0836**

- Ura, Y., 16-2000
 Urabe, H., 15-0801, 15-0819, 15-0946, 15-1437, 15-2176, 15-2368, 15-2408
 Uraguchi, D., 10-1469, 16-0901
 Urasaki, I., 11-0306
 Urata, H., 10-1854
 Urawa, Y., 16-1912
 Urban, F.J., 18-0734
 Urban, R.S., 18-0191
 Urbanek, L., 14-0103
 Urbano, F.J., 13-0576
 Urbanowicz, J.H., 16-0137, 16-1775
 Urbanski, T., 12-0212, 12-0338
 Urbas, L., 15-1004, 16-0397, 16-1149
 Urbańska, N., 16-1391
 Urch, C.J., 19-0122, 19-0123
 Urey, H.C., 16-0038
 Urgaonkar, S., 13-0177, 13-0179, 13-0558
 Uriarte, A.K., 07-0054
 Uriel, C., 15-1224
 Uriz, P., 18-0278
 Urks, M., 16-2168
 Urove, G.A., 19-1334
 Urpí, F., 16-0109, 16-1015, 16-1015, 16-1759, 16-1794, 16-1940, 19-1272
 Urry, W.H., 14-0290
 Ursprung, J.J., 18-0109
 Usacheva, G.M., 04-0044
 Usai, M., 13-0532
 Usano, A., 16-1036
 Usher, L.C., 18-0792
 Ushida, S., 16-0613
 Ushiki, S., 16-1190
 Ushino, T., 05-0084
 Ushio, H., 16-0686
 Ushio, Y., 19-1392
 Ushioda, N., 18-0542, 19-1392
 Uskoković, M., 04-0203
 Usorov, M.I., 19-0441
 Usov, V.A., 16-0208
 Ustyniuk, N.A., 15-1959
 Ustyniuk, T.K., 18-0194
 Ustyniuk, Yu.A., 09-0034, 15-0280, 15-0867
 Uslugi, S., 15-0305
 Uslugi, S.-i., 10-1398
 Usui, H., 10-1512
 Usui, S., 04-0270
 Usui, Y., 15-1662
 Usuki, J., 15-1439
 Usyatinskii, A.Ya., 13-0263, 13-0660
 Utaka, M., 19-1021, 19-1355
 Uteniyazov, K., 18-0250
 Uthe, J.F., 11-0379
 Utimoto, K., 15-0737, 15-0945, 15-1184, 15-1290, 16-0500, 16-0683, 16-0823, 16-0996, 16-1365, 16-1365, 16-1368, 19-1415, 19-1659
 Utley, J.H.P., 11-0043, 11-0045, 14-0415
 Utsonomiya, M., 15-0333
 Utsugi, M., 15-2304
 Utsunomiya, D., 10-0965
 Utsunomiya, M., 13-0179, 15-0329, 15-0333
 Uyeda, R.T., 04-0242, 12-0063
 Uyehara, T., 10-0676, 15-1085, 15-1170
 Uyeo, S., 18-0295
 Uzan, R., 11-0010, 19-0708
 Uzick, W., 05-0236, 05-0236
 Uziel, J., 19-0789
 Uzio, D., 05-0383, 19-0042
 V'yunov, K.A., 15-0001
 Vaal, M.J., 16-1538
 Vaccaro, L., 10-0672, 10-0944, 10-1152, 10-1167, 15-2006, 19-1258
 Vaccaro, P.H., 04-0015
 Vadiel, S.K., 19-1641
 Vågberg, J.O., 10-0226
 Vaghei, R.G., 16-0055
 Vahrenholt, F., 15-2179
 Vaichunaite, B.K., 12-0718, 18-0885
 Vaid, B.K., 12-0719
 Vaid, R.K., 12-0719
 Vaidya, R.A., 10-0467
 Vaidyanathan, R., 05-0253, 16-1803, 16-2161, 19-0179
 Vaidyanathaswamy, R., 15-0510
 Vail, O.R., 10-0135
 Vaino, A.R., 15-1752
 Vairamani, M., 15-1532, 18-0872
 Vaish, S.P., 16-0318
 Vajda, E., 05-0227
 Vakulrskaya, T., 05-0263
 Valacchi, M., 17-0209
 Valad, B., 19-1050
 Valange, P., 04-0440, 15-2359, 15-2359
 Valeev, E.F., 03-0073
 Valencia, S., 19-0969
 Valenciano, J., 12-0271
 Valenta, Z., 19-0012
 Valentí, E., 15-2211, 17-0416
 Valentín, E., 16-0287
 Valentine Jr., D., 04-0136
 Valentine Jr., D.J., 04-0045
 Valentine, J.S., 10-0743, 19-0463
 Valenzuela, J., 05-0325
 Valerga, P., 15-0284
 Vallette, G., 19-0478
 Valgimigli, L., 05-0311
 Vallicenti, J.A., 17-0389
 Valko, L., 14-0004, 14-0005
 Vallecchi, M.E., 19-1022
 Vallee, Y., 16-0928
 Vallée, R.E., 03-0052
 Vallée, Y., 15-1009, 16-0907, 16-1456
 Vallin, K.S.A., 12-0286, 13-0415
 Vallribera, A., 15-1022
 Valls, J., 04-0136
 Valot, F., 10-0884, 16-1778
 Valoti, E., 11-0376, 11-0508
 Valters, R., 06-0011
 Valters, R.E., 02-0424
 Valverde, S., 10-1530, 15-1224, 15-1718
 Van Albada, M.P., 11-0636
 Van Allen, D., 13-0240
 Van Alsenoy, C., 03-0031
 Van Atta, R.E., 19-0976
 Van Auker, T.V., 04-0074, 04-0167, 17-0501
 Van Brunt, M.P., 15-1583
 Van Buren II, W.D., 12-0208
 Van Calsteren, M.-R., 15-2022
 Van Cleave, W.C., 11-0041
 Van de Weghe, P., 10-1015, 16-1082
 Van Der Mensbrugge, A., 16-1847
 Van der Eycken, E., 07-0118, 07-0119, 07-0121, 15-2022
 Van der Kelen, G.P., 12-0506
 van der Lugt, C., 05-0223
 van der Plas, H.C., 13-0049
 Van Dine, G.W., 10-0196, 10-0318, 18-0510
 Van Doren, J.M., 10-0344
 Van Duyne, G., 02-0353
 Van Eenam, D.N., 13-0764
 Van Eenoo, M., 17-0199, 17-0200
 Van Engen, D., 02-0071, 02-0101
 Van Hoozer, R., 17-0158
 Van Horn, D.E., 10-1378, 15-0956
 Van Horn, W.F., 19-1598
 Van Lente, M.A., 11-0265
 Van Maarseveen, J.H., 18-0813
 Van Mele, B., 15-2091
 Van Nieuwen hze, M.S., 15-1692
 Van Peppen, J.F., 15-0458
 Van Santen, R.A., 15-1798

- Van Sickle, D.E., **15-2095**
 Van Tamelen, E.E., **12-0692**
 Van Vliet, M.C.A., **15-1750**
 Van Vranken, D.L., **12-0352**
 van Albada, M.P., **11-0210**
 van Bac, N., **11-0655**
 van Beilen, J., **19-0546**
 van Beilen, J.B., **19-0543**
 van Bekkum, H., **09-0018**,
15-0407, **16-0275**, **16-0290**,
19-0195, **19-1098**
 van Bergen, T.J., **11-0520**
 van Bommel, A.J., **04-0097**
 van Brussel, J.J.M., **10-0925**
 van Dam, P.B., **18-0827**
 van de Putte, T., **15-0407**
 van de Ven, L.J.M., **18-0566**
 van Deidhuizen, J.J., **17-0309**
 van den Aardweg, G.C.N.,
18-0826
 van den Berg, J., **04-0283**
 van den Berg, M., **15-0604**,
19-0073, **19-0391**, **19-0426**,
19-0590
 van den Hark, T.E.M., **02-0254**
 van den Heuvel, M., **16-0431**
 van den Hoven, B.G., **15-1487**
 van der Donk, W.A., **15-0200**,
15-0696
 van der Ent, A., **15-0463**
 van der Eyken, E., **13-0547**
 van der Gen, A., **04-0092**,
10-1620, **16-1318**, **16-1423**
 van der Heiden, R., **15-0502**
 van der Kerk, G.J.M., **03-0083**,
16-0833
 van der Kerk, S.M., **06-0012**
 van der Lugt, W.T.A.M.,
15-2199, **18-0500**
 van der Maas, **03-0036**
 van der Maeden, F.P.B., **19-1755**
 van der Meer, R., **16-1698**
 van der Plas, H.C., **01-0087**,
13-0049, **13-0219**, **13-0638**,
13-0677
 van der Pol, C., **16-0774**
 van der Sluis, M., **16-0864**
 van der Vecht, J.R., **10-0317**
 van der Veen, J.M., **11-0484**
 van der Veen, L.A., **15-1483**
 van der Wel, H., **16-0027**
 van der Zeeuw, A.J., **12-0310**
 van Doorn, J.A., **08-0019**,
08-0023, **18-0048**, **18-0379**
 van Dorp, D.A., **19-0368**
 van Duijneveldt, F.B., **03-0025**
 van Duijneveldt-van de Rijdt,
 J.G.C.M., **03-0025**
 van Duynhoven, J.P.M.,
03-0172
 van Echten, E., **16-1200**
 van Eerden, J., **03-0113**
 van Eikkema Hommes, N.J.R.,
10-1538, **12-0584**
 van Elburg, P., **16-1318**
 van Eldik, R., **17-0067**
 van Emster, K., **18-0014**
 van Es, A., **11-0460**, **11-0461**,
16-1624, **16-1625**
 van Es, D.S., **13-0177**
 van Eyk, S.J., **16-0495**, **16-0645**
 van Halteren, B.W., **11-0312**
 van Helden, R., **10-0712**
 van Hijfte, L., **15-2145**
 van Houwelingen, H.C.,
09-0057
 van Klaveren, M., **10-1438**
 van Koten, G., **10-0875**,
10-1438, **11-0615**, **12-0559**
 van Kruchten, E.M.G.A.,
18-0096
 van Leeuwen, P.W.N.M.,
13-0177, **13-0369**, **15-1483**,
19-1022
 van Lenthe, J.H., **10-1538**,
13-0048
 van Leusen, A.M., **10-1668**,
16-1199, **16-1200**, **16-1202**,
16-1284
 van Leusen, D., **12-0352**,
16-1199, **16-1200**
 van Melick, J.E.W., **16-1843**
 van Niel, M.B., **10-1693**,
16-1413
 van Opendenbosch, N.J., **04-0398**
 van Otterlo, W.A.L., **18-0786**
 van Raayen, W., **08-0024**
 van Rantwijk, F., **15-0407**,
16-1841
 van Schaick, E.J.M., **04-0283**
 van Soolingen, J., **15-0532**
 van Staden, M., **19-0143**
 van Staveren, C.J., **03-0113**
 van Strijdonck, G.P.F.,
13-0369
 van Tamelen, E.E., **02-0248**,
02-0250, **10-1102**, **10-1263**,
10-1502, **10-1504**, **14-0398**,
15-0485, **15-0487**, **15-0782**,
15-1585, **15-2260**, **16-0106**,
18-0494, **19-0446**, **19-0909**,
19-1455, **19-1576**
 van Veggel, F.C.J.M., **03-0113**,
03-0172
 van Veldhuizen, B., **01-0087**
 van Vliet, M.C.A., **15-1739**,
15-1753
 van Vranken, D.L., **15-0393**,
15-0733
 van Vuuren, E., **18-0771**
 van Wageningen, A.M.A.,
03-0172
 van Well, R., **19-1289**
 van Zijl, A.W., **10-1374**
 van Zijl, P.C.M., **02-0062**
 van Zoeren, C., **19-0241**
 Vanajatha, G., **19-0772**
 Vance, R.L., **18-0669**
 Vander Jagt, D.L., **10-0179**
 Vandercammen, J., **07-0082**
 Vanderesse, R., **10-1243**,
13-0462, **14-0401**, **19-1580**
 Vanderpool, S., **18-0589**
 Vanderslice, C.W., **19-1295**
 Vanderstraeten, P.E., **13-0504**
 VanDerveer, D., **12-0688**,
16-1034, **18-0121**, **18-0122**
 VanderWerf, C.A., **16-1304**
 Vanemon, P., **19-0708**
 VanHorn, W.F., **19-0871**
 Vanier, N.R., **05-0105**
 Vankar, Y.D., **10-1086**, **10-1107**,
10-1131, **10-1178**, **11-0460**,
15-0168, **15-0564**, **15-1545**,
15-2007, **16-0111**, **16-0114**,
16-1617, **16-1883**, **17-0451**,
19-0595, **19-0643**
 Vankelecom, I.F.J., **13-0402**,
19-0120
 Vanlandeghem, K., **16-0977**
 Vanlierde, H., **15-2213**
 VanNieuwenhze, M.S., **04-0124**
 Vanquickenborne, L.G.,
18-0306, **18-0334**
 VanRheenen, V., **15-1660**
 Vančik, H., **10-0116**, **10-0120**,
10-0185, **10-0208**
 Vaquero, J.J., **12-0271**, **13-0544**
 Vara Prasad, J.V.N., **15-0636**,
15-0646, **15-0673**, **15-0675**,
15-0677, **15-0857**, **18-0444**
 Varadarajan, A., **02-0348**,
02-0351
 Varala, R., **15-1020**, **18-0357**
 Varalakshmy, N.R., **19-0965**
 Varasi, M., **10-0707**
 Vardanyan, I.A., **19-0701**
 Vardapetyan, S.K., **19-0387**
 Varea, T., **15-1199**
 Varela, J.A., **15-0702**,
15-2389
 Varescon, F., **15-1795**
 Varga, S.L., **04-0206**
 Vargaftik, M.N., **19-0721**
 Vargas, J.R., **18-0657**
 Varghese, B., **10-0925**, **18-0787**
 Varghese, J.P., **10-1385**
 Varick, T.R., **05-0308**, **14-0078**,
15-1221
 Varkony, T.H., **19-0454**

- Varma, M., **10-0554, 16-1528, 17-0115**
- Varma, R.K., **15-1585**
- Varma, R.S., **07-0111, 10-0554, 10-0619, 10-1008, 13-0389, 15-0563, 15-1373, 15-1678, 15-1747, 15-1748, 16-0244, 16-0271, 16-0297, 16-0375, 16-1149, 16-1178, 16-1528, 16-1831, 19-0033, 19-0089, 19-0113, 19-0207, 19-0798, 19-0918, 19-0922, 19-1112, 19-1215, 19-1758**
- Vartanyan, S.A., **12-0065**
- Varughese, P., **10-0335**
- Varvak, A., **17-0204**
- Vasapollo, G., **10-1855, 12-0747, 15-1385, 15-1385, 15-1398, 15-1401, 15-1466**
- Vasbinder, M.M., **16-0800**
- Vasco, V., **15-0170**
- Vasconcellos, M.L., **16-1120**
- Vasella, A., **19-0470**
- Vasella, T., **14-0391**
- Vasil'ev, A.A., **15-1574**
- Vasil'ev, G.S., **15-0049**
- Vasil'eva, S.P., **16-0182, 19-0741**
- Vasil'tsov, A.M., **10-0775**
- Vasin, V.A., **16-1680**
- Vasířková, S., **17-0026**
- Vaskan, R.N., **16-0485**
- Vasquez, E., **13-0591**
- Vasquez, P.C., **19-0234**
- Vass, A., **19-1215**
- Vassar, V.C., **15-0428**
- Vasse, J.-L., **16-1230**
- Vassie, S., **10-0156, 18-0024**
- Vassilikogiannakis, G., **10-1630, 15-2067**
- Vastra, J., **15-1133**
- Vasu, J., **15-1936**
- Vasudevan, A., **15-0208, 18-0273**
- Vasudevan, S., **16-2088**
- Vatèle, J.-M., **10-1122, 15-0221**
- Vater, H., **10-0226**
- Vathke-Ernst, H., **15-1979**
- Vaughan, C.W., **13-0079**
- Vaughan, H.L., **16-1585**
- Vaughan, J., **08-0030, 11-0083**
- Vaughan, K., **12-0712**
- Vaughan, L.G., **12-0568**
- Vaughan, T.A., **11-0045**
- Vaughn, W.L., **15-0265**
- Vaultier, M., **10-0952, 11-0431, 12-0518, 15-1119, 15-2305**
- Vaushan, D.E.W., **19-1028**
- Vauthey, E., **07-0032**
- Vauthey, I., **16-1778**
- Vayjooee, M.H.B., **15-0290**
- Vayner, G., **18-0606**
- Vayron, P., **10-0848**
- Vaziri-Zand, F., **10-0589**
- Vazquez, B., **14-0322**
- Vázquez, E., **13-0413**
- Vázquez, J., **19-0300**
- Vázquez, S., **04-0490**
- Vázquez-Villa, H., **10-0669**
- Vdovin, V.M., **18-0761**
- Veal, K.T., **15-1248**
- Veale, C.A., **16-0849**
- Vecchiani, S., **15-1531**
- Veciana, J., **05-0256**
- Vedantham, P., **16-2072**
- Vedder, C., **13-0237**
- Vedejs, E., **12-0106, 12-0469, 15-0668, 15-1688, 15-1733, 15-1932, 16-0210, 16-0246, 16-0247, 16-1208, 16-1293, 16-1296, 16-1301, 17-0195, 17-0340, 18-0727, 19-0475, 19-1428, 19-1503**
- Vederas, J.C., **12-0230, 19-0161**
- Vedernikov, A.N., **15-1904**
- Veenland, J.U., **11-0636**
- Veenstra, J.S., **15-0680**
- Veeravagu, P., **16-1480, 17-0117**
- Veerkamp, T.A., **08-0024**
- Veglia, A.V., **11-0558**
- Vegter, G.C., **14-0103**
- Vekemans, J.A.J.M., **19-0216**
- Vel'der, Ya.L., **14-0383**
- Velaparthi, U., **10-0855**
- Velasco, L., **10-1247**
- Veldkamp, A., **15-1696**
- Velichko, F.K., **15-1640**
- Velker, J., **18-0683**
- Vellekoop, A.S., **15-1169**
- Velluz, L., **04-0136, 04-0268**
- Velmathi, S., **19-1300**
- Velu, S., **16-1152**
- Velu, S.E., **15-1084**
- Velusamy, S., **16-0143, 19-0120, 19-0572**
- Venanzi, L.M., **16-0147**
- Venier, C.G., **12-0180, 19-0821**
- Venimadhavan, S., **12-0095**
- Venkatachalam, C.S., **11-0659, 19-1334**
- Venkatachalam, T.K., **12-0639**
- Venkataiah, B., **16-0556, 16-1638, 16-1700, 10-1497**
- Venkatakrisnan, P., **19-0210**
- Venkataraman, D., **12-0295, 13-0102, 13-0201, 13-0240**
- Venkataraman, K., **16-1655, 16-1879**
- Venkataraman, S.K., **10-1380**
- Venkataramani, P.S., **19-0694**
- Venkatasubramanian, N., **19-0247**
- Venkathathi, N., **13-0399**
- Venkatesan, K., **04-0453, 15-2235, 16-0007**
- Venkateswarlu, A., **10-1144, 16-1328**
- Venkateswarlu, Y., **10-0680, 10-0958**
- Venkatraman, L., **04-0160, 15-2066**
- Venkatraman, M.S., **19-0119, 19-0703, 19-1190**
- Venkatraman, S., **13-0297, 13-0324, 15-1155, 15-1158**
- Vennall, G.P., **15-0974, 15-0986, 16-0743**
- Vennesland, B., **04-0253**
- Ventre, C., **05-0365**
- Ventura, S., **11-0185, 14-0340**
- Venturello, C., **15-1662**
- Venturello, P., **10-1583**
- Venturi, M., **03-0184**
- Venturini, A., **05-0121, 15-2211**
- Venturo, V.A., **03-0072**
- Venugopal, C., **16-0167**
- Venugopal, D., **10-0680**
- Venugopal, M., **18-0312**
- Venugopalan, P., **16-0052**
- Vera, E.L., **10-0997**
- Veracini, S., **08-0014**
- Verardo, G., **12-0701**
- Verardo, G., **17-0267**
- Verbicky Jr., J.W., **14-0452**
- Verbichov, C.A., **18-0790**
- Verbit, L., **04-0021**
- Verboom, R.C., **15-0289**
- Verboom, W., **03-0172**
- Verbrugge, C., **14-0393**
- Verchere, J., **10-0366**
- Verdaguer, X., **15-1437, 19-1133, 19-1472**
- Verdecchia, M., **10-0716**
- Verdonck, L., **12-0506**
- Verducci, J., **02-0424**
- Veregin, R.P., **03-0054**
- Verenichikov, S.P., **14-0012**
- Vereshchagin, A.N., **04-0349, 16-0153, 19-1691**
- Vereshchagin, L.I., **19-0010**
- Verevkin, S.P., **04-0386**
- Verh e, R., **10-0293, 10-1233, 12-0110, 15-2261**
- Verhelst, W.F., **15-0218**
- Verhoeven, J.W., **06-0012, 07-0031, 15-0103**
- Verhoeven, T.R., **02-0047, 13-0237, 15-1741**

- Verkade, J.G., **04-0127**,
04-0146, **13-0177**, **13-0179**,
13-0558, **13-0592**, **15-0597**,
15-2361, **16-0748**, **16-0774**,
16-1154, **16-1180**, **16-1690**,
16-1694
 Verkade, P.E., **09-0018**
 Verkruisje, H.D., **10-0999**,
10-1726, **12-0396**, **12-0421**,
12-0483, **16-1898**
 Verlhac, J., **16-2004**
 Verma, M., **15-1787**
 Verma, S.D., **02-0192**
 Vermeer, P., **10-0230**, **10-1349**,
10-1363, **12-0500**, **12-0544**,
15-0951
 Vermeeren, H.P.W., **17-0132**
 Vermehren, J., **10-0259**
 Vermeij, R.J., **02-0068**
 Vermeulen, T., **04-0156**
 Vermont, G.B., **13-0734**,
14-0105
 Verna, F., **15-0424**
 Vernigor, E.M., **19-0837**
 Vermin, G., **13-0736**, **13-0743**,
14-0326
 Vernon, C.A., **10-0222**, **17-0069**
 Vernon, J.M., **13-0037**, **15-1996**
 Vernon, N.M., **17-0052**
 Verny, M., **12-0065**, **18-0617**
 Verny, M., **18-0695**
 Veronese, D., **16-0776**
 Verpeaux, J., **13-0127**, **19-0841**
 Verpeaux, J.-N., **13-0315**,
17-0287
 Verpeaux, J.N., **10-1486**,
13-0058, **13-0343**
 Verrall, R.E., **07-0079**
 Verrinder, D.J., **10-0212**
 Versichel, W., **03-0025**, **03-0029**
 Versluis, L., **15-1494**
 Verter, H.S., **19-0329**
 Verveer, P.C., **07-0120**
 Verza, E., **15-0520**
 Verzas, M.K., **15-0208**
 Verzele, M., **16-0182**
 Vescovi, A., **19-0204**, **19-1770**
 Veselov, V.Ya., **10-0361**,
10-0363
 Veselovskaia, I.K., **13-0246**
 Veselovskii, A.B., **19-0091**
 Veselovskii, V.V., **19-0091**,
15-2024
 Vesley, G.F., **17-0527**
 Vessière, R., **12-0065**, **15-0047**,
16-0329, **18-0617**, **18-0695**
 Vest, G., **16-1813**
 Vestling, M.M., **17-0048**,
17-0052
 Veszprém, T., **18-0593**
 Vetter, A.H., **19-1133**
 Vetter, W., **03-0195**
 Veverková, E., **16-0331**
 Veyron B., **10-1044**
 Večeřa, M., **16-1570**
 Vial, L., **15-0865**
 Viala, J., **10-1096m** **16-0004**,
16-0206
 Vianello, P., **10-0707**
 Vianello, R., **08-0120**
 Vianna, J.F., **12-0672**
 Viau, R., **05-0119**
 Vibet, A., **16-0004**
 Vibhute, Y.B., **11-0258**
 Vicart, N., **10-1405**
 Vice, S.F., **10-1286**, **13-0442**
 Vicens, J., **03-0123**, **03-0136**,
03-013, **03-0140**
 Vichard, D., **12-0352**
 Vicia, M.S., **13-0192**, **13-0177**
 Vickery, B., **19-0440**
 Vickery, B.D., **16-0759**
 Vico, R., **11-0654**
 Vida, J.A., **18-0722**
 Vidal, J.-P., **18-0156**
 Vidal, M., **15-0562**
 Vidal, S., **14-0105**
 Vidal-Ferran, A., **19-1031**
 Vidrine, D.W., **05-0021**,
10-0136
 Viehe, H.G., **01-0007**, **04-0440**,
04-0471, **05-0243**, **05-0245**,
10-1765, **11-0175**, **12-0065**,
12-0416, **12-0483**, **12-0483**,
13-0037, **13-0049**, **14-0301**,
15-0050, **15-0079**, **15-0216**,
15-0217, **15-0435**, **15-1964**,
15-1992, **15-2182**, **15-2222**,
15-2233, **15-2260**, **15-2308**,
15-2308, **15-2359**, **15-2362**,
16-1183, **17-0289**, **17-0311**,
17-0358, **18-0729**, **19-0840**,
19-1795
 Vieira, A.S., **12-0290**
 Vieira, N.M.L., **10-1151**
 Viel, S., **03-0079**
 Vierfond, J., **11-0514**
 Vierhapper, F.W., **01-0087**,
04-0347
 Viertler, H., **15-1770**, **19-0862**
 Vieta, R.S., **18-0613**
 Vietmeyer, N.D., **18-0485**
 Vig, O.P., **16-1893**
 Viggiano, A.A., **10-0345**
 Vignola, N., **10-0753**, **10-1592**,
10-1687, **16-1063**
 Vijayakumaran, K., **19-0081**
 Vijh, A.K., **14-0415**
 Vila, X., **15-1240**
 Vilaivan, T., **16-0874**
 Vilaplana, M.J., **10-1181**,
17-0425
 Vilar, E.T., **11-0471**, **16-2057**
 Vilarrasa, J., **15-0302**, **16-0109**,
16-1015, **16-1583**, **16-1759**,
16-1794, **16-1857**, **16-1940**,
19-1272
 Vilasís, I., **16-1015**
 Villa, M., **11-0607**
 Villa, P., **10-0060**
 Villa, R., **19-0232**
 Villa, V., **10-1179**
 Villacampa, M., **15-2144**
 Villacorta, G.M., **10-1357**
 Villani, C., **04-0052**, **04-0059**,
13-0407
 Villani, R., **15-1641**
 Villanova, L., **11-0614**
 Villar, F., **15-1266**, **17-0299**
 Ville, G., **10-0224**
 Villegas, C., **10-1162**
 Villemin, D., **13-0490**, **13-0516**,
16-1644, **16-1718**, **18-0828**,
18-0836, **19-0639**
 Villieras, J., **10-1529**, **10-1530**,
12-0499, **12-0620**, **12-0621**,
12-0622, **15-0954**, **16-1306**,
18-0231
 Villiers, C., **19-1727**
 Villiers, P., **10-1405**
 Vilsmaier, E., **10-0317**,
17-0353, **19-0650**
 Vimara, E., **14-0363**
 Vinader, V., **10-1471**
 Vinatoru, M., **07-0095**
 Vincens, M., **15-0562**
 Vincent Jr., B.F., **19-1150**,
19-1227
 Vincent, B.R., **05-0144**
 Vincent, G., **13-0209**, **16-2132**
 Vincent, M.A., **02-0418**,
18-0667
 Vincent, R.L., **03-0059**
 Vines, S.M., **12-0477**
 Vineyard, B.D., **04-0151**,
15-0426
 Vingiello, F.A., **11-0393**
 Vink, J.A.J., **19-1219**
 Vinnik, M.I., **08-0116**, **15-0183**,
17-0174, **18-0320**
 Vinod, M.P., **13-0410**
 Vinod, T.K., **19-0201**
 Vinograd, L.Kh., **16-0810**
 Vinogradov, A.N., **14-0220**
 Vinogradov, M.G., **14-0012**,
14-0447
 Viola, A., **17-0494**, **18-0617**,
18-0695
 Viout, P., **10-0217**, **10-1620**,
16-1593, **16-1594**

- Virgil, S., 15-1693
 Virtanen, J., 10-0331
 Vis, J.-M., 18-0355
 Visali, B., 16-1174
 Vishnyakova, T.B., 03-0014
 Vishnyakova, T.P., 16-0422
 Vishwakarma, L.C., 19-0498, 19-0500, 15-0653
 Visigalli, M., 16-1705
 Viski, P., 19-0398, 19-0465
 Vismara, E., 11-0262, 14-0120, 14-0337, 14-0338, 14-0342, 14-0343, 14-0348, 15-1199
 Visnick, M., 16-1235
 Visser, G.W.M., 11-0312
 Visser, J.P., 04-0485
 Visser, M.S., 18-0814
 Viswajanani, R., 19-1393
 Viswanathan, G.S., 16-1477
 Viswanathan, R., 13-0181
 Vitale, A.A., 10-0868, 12-0532
 Vitale, A.C., 18-0163
 Vitale, D.E., 17-0052
 Vitale, M., 10-1499
 Vitale, M.A., 09-0088, 10-0477
 Vitali, D., 13-0013
 Vite, G.D., 16-0009
 Vítek, A., 17-0026
 Vítek, J., 19-0363
 Viti, S.M., 04-0193
 Vitins, P., 17-0495
 Vitrone, J., 19-0343
 Vitt, S., 10-1835, 14-0139, 19-0616
 Vitt, S.V., 04-0169, 04-0209
 Vittal, J.J., 16-0590
 Vittimberga, B.M., 18-0056
 Vitullo, V.P., 10-0312, 17-0035, 18-0186
 Vivanco, S., 15-1944
 Vivarelli, P., 02-0058
 Vivekananda, S., 02-0407
 Viyayakrishna, K., 10-0925
 Vizza, F., 15-2406
 Vlaar, C.P., 15-1777, 15-1859
 Vlaar, M.J.M., 15-2072
 Vladuchick, S.A., 15-2327
 Vladuchick, W.C., 15-2044
 Vlasov, V.M., 13-0076
 Vliegenthart, J.A., 03-0025
 Vlietstra, E.J., 16-1776
 Vo-Quang, Y., 15-2277
 Vo-Thanh, G., 15-0930, 16-0779, 18-0809
 Vodichka, L., 18-0325
 Voelter, W., 04-0119, 10-0786
 Voet, J.G., 04-0454
 Vofsi, D., 15-1536, 15-1598, 15-1642
 Vogel, A., 02-0277
 Vogel, D.E., 10-0687, 15-0346
 Vogel, E., 02-0173, 02-0175, 02-0248, 02-0259, 02-0260, 02-0261, 02-0263, 02-0264, 02-0265, 02-0266, 02-0274, 02-0275, 02-0277, 02-0278, 02-0282, 02-0284, 02-0295, 02-0319, 02-0320, 02-0326, 02-0330, 02-0333, 03-0183, 04-0467, 15-2322, 16-0997, 16-1018, 17-0303, 18-0468, 18-0468, 18-0469, 18-0470, 18-0472, 18-0614, 18-0645, 18-0645
 Vogel, G., 05-0149
 Vogel, G.C., 03-0054
 Vogel, H., 15-1353
 Vogel, I.A., 19-1741
 Vogel, P., 05-0002, 13-0243, 13-0296, 15-2238, 16-2168, 18-0002, 18-0022, 18-0027, 18-0037, 18-0042
 Vogel, P.C., 10-0070
 Vogel, R., 13-0578
 Vogel, S., 11-0013
 Vogel, W., 08-0018
 Vogelfanger, E., 10-0174
 Vogels, C.M., 19-1609
 Vogelzang, M.W., 17-0132
 Vogl, E.M., 13-0593
 Vogler, E.A., 12-0609, 18-0303
 Vogt, C.E., 13-0361
 Vogt, M., 15-1741
 Vogtle, F., 03-0210
 Vögtle, E., 03-0101
 Vögtle, F., 02-0061, 02-0299, 03-0101, 03-0112, 03-0119, 03-0144, 03-0145, 03-0152, 03-0183, 03-0188, 03-0198, 03-0202, 04-0067, 04-0164, 04-0244, 04-0509, 10-0808, 14-0415, 16-1210, 17-0516
 Voigt, K., 12-0274
 Voigtländer, D., 11-0427
 Voigtmann, U., 18-0789
 Voisey, M.A., 05-0380
 Voitenko, Z.V., 15-2088
 Voitsekhovskaya, I.Yu., 16-1811
 Vol'kenshtein, Yu.B., 11-0404
 Vol'pin, M.E., 02-0159, 02-0203, 12-0013, 13-0222, 15-0406, 15-2310, 19-1295, 19-1303
 Volant, F., 15-0682
 Volante, R.P., 13-0236, 13-0266, 13-0504
 Volatron, F., 16-1789
 Vold, R.L., 03-0161
 Vold, R.R., 03-0161
 Volger, H.C., 10-0712, 12-0010, 15-0134, 15-2257
 Volkman, S.K., 16-0896
 Vollhardt, J., 05-0143
 Vollhardt, K.P.C., 02-0076, 02-0006, 02-0023, 02-0081, 02-0208, 07-0119, 15-0430, 15-2362, 15-2400, 15-2402, 15-2403, 16-1335, 17-0227
 Vollmar, A., 11-0058
 Vollmer, J.J., 15-2103, 18-0471
 Volmer, M., 09-II-0006
 Volod'kin, A.A., 11-0013, 18-0187
 Volodarsky, L.B., 05-0254, 05-0261
 Volovik, S.V., 15-0092
 Volpe, T., 15-1044
 Volpin, M.E., 16-0842
 Volpp, W., 19-0366
 Völter, H., 04-0225
 Volz, H., 02-0236, 05-0042, 05-0092, 05-0231
 Von Lehman, T., 10-0137
 Von Rein, F.W., 15-0862
 Von Seebach, M., 04-0339
 von Brachel, H., 15-0961
 von dem Bussche-Hünnefeld, C., 16-1823
 von Felten, W.C., 10-0171
 von J. Hinz, A., 14-0006
 von Matt, P., 15-2064
 von Nagy-Felsobuki, E., 09-0052
 von Pechmann, H., 11-0380
 von Puttkamer, H., 02-0319
 von Raumer, M., 07-0032
 von Ross, B., 02-0225
 von Schenck, H., 13-0375, 13-0396
 von Schnering, H., 04-0294
 von Schnering, H.G., 02-0243, 05-0231, 08-0084, 08-0186, 10-1662
 Vonderheid, C., 10-1662
 Vontor, T., 10-0083
 Voorhees, K.J., 17-0492
 Vorbrüggen, H., 10-0723, 13-0653, 13-0676, 14-0337, 16-1622, 16-1655
 Vorlop, K.-D., 16-1422
 Vorogushin, A., 15-2410
 Voronenkov, V.V., 04-0499, 14-0220
 Voronkov, M., 05-0263
 Voronkov, M.G., 03-0114, 15-0297, 15-0308, 15-1608, 16-0208
 Voronkov, M.V., 10-0897
 Vorozhtsov Jr., N.N., 11-0605

- Vos, T.J., 17-0309
 Vossius, D., 18-0285
 Vosswinkel, M., 05-0407
 Vostell, M., 16-1195
 Vostrikova, O.S., 15-0704, 15-0706
 Vostrowsky, O., 16-1255, 16-1336, 17-0353
 Voter, A.F., 02-0216
 Vött, V., 10-0136
 Vottero, C., 11-0142
 Vottero, G.P., 12-0599
 Vovsi, B.A., 15-2184, 17-0319
 Vowinkel, E., 10-0650
 Voyle, M., 13-0128
 Voynov, G.H., 19-1485
 Vrancken, E., 10-1538, 10-1550, 17-0217
 Vrang, L., 07-0118
 Vrcek, V., 05-0097
 Vreeke, M., 10-0103
 Vreugdenhil, A.D., 05-0162
 Vrieling, A., 10-0078
 Vrieling, J.J., 10-0711, 15-0043
 Vriend, J., 05-0223
 Vrček, V., 10-0142
 Vu, A.T., 15-0820, 15-2391
 Vu, B.T., 15-1939
 Vukov, R., 10-0148
 Vukov, R., 19-0445
 Vul'fson, N.S., 16-0810
 Vyas, P.V., 11-0239
 Vyas, R., 15-1898
 Vyas, V.A., 17-0059
 Vypel, H., 14-0129
 Vyse, N., 15-1435
 Vyskoc, F., 07-0115
 Vyskocil, S., 13-0237
 Vysotskaya, N.A., 14-0195

 Waack, R., 12-0413
 Wabnitz, T.C., 15-1306, 15-1307, 15-1308
 Wack, H., 12-0124, 12-0167, 15-2180, 16-2103, 16-2105, 17-0318, 19-1273
 Wada, E., 10-1595
 Wada, F., 13-0362, 13-0724
 Wada, F., 14-0364, 14-0366, 14-0368
 Wada, K., 10-0788, 19-1476
 Wada, M., 10-0993, 16-0645, 16-0661, 16-0664, 16-0765, 16-1426, 19-1001, 19-1022
 Wada, R., 16-0698
 Wada, S., 16-0661
 Wada, T., 15-0154, 15-0160
 Wada, Y., 19-1559
 Wadamoto, M., 16-1094, 16-1121

 Waddell, S.T., 04-0431, 15-0143
 Wade Jr., L.E., 18-0630
 Wade, A.M., 18-0688
 Wade, K., 02-0171, 05-0145, 12-0001, 12-0050, 12-0341
 Wade, P.A., 10-1483, 15-0473
 Wade, R.C., 19-0882, 19-0889
 Wadgaonkar, P.P., 11-0249, 16-0058, 16-1157, 19-1254, 19-1442
 Wadman, S., 10-1532
 Wadsworth Jr., W.S., 16-1305, 16-1306
 Wadsworth, K.J., 15-1024, 15-1132, 16-1982
 Waegell, B., 04-0387, 12-0074, 15-2326, 17-0272, 18-0197, 19-0457, 19-1339, 19-1341
 Wagatsuma, N., 10-0804
 Wagaw, S., 13-0174
 Wagemann, W., 02-0278
 Wagenknecht, J.H., 19-1099
 Wager, C.A., 16-1662, 19-0983, 19-0987
 Wager, T.T., 19-0983
 Wagerle, Ty.R., 12-0167
 Wagle, D.R., 16-1655, 16-1879
 Wagner, A., 02-0260, 10-1100, 10-1110, 10-1830, 13-0290, 13-0639, 15-0733, 15-1939, 16-0115, 17-0470
 Wagner, C.D., 15-0449
 Wagner, C.K., 06-0066
 Wagner, G., 01-0011
 Wagner, G.W., 16-1247
 Wagner, H., 02-0221, 02-0222, 10-0484, 18-0506
 Wagner, J., 04-0036
 Wagner, J.M., 10-0888
 Wagner, K., 10-0391, 10-0396, 17-0513
 Wagner, P.J., 05-0289, 07-0024, 07-0037, 07-0044, 07-0046, 07-0047, 07-0048, 07-0049, 07-0052
 Wagner, R.S., 01-0057
 Wagner, U., 04-0119
 Wagner, W.M., 05-0362
 Wagner-Jauregg, T., 15-2073
 Wagnon, J., 15-1074
 Wähälä, K., 10-0810
 Waheed, N., 19-1487
 Wahl Jr., G.H., 01-0048, 13-0028, 13-0034
 Wai, C.M., 09-0098
 Wai, J.S.M., 15-1691
 Wai, W., 17-0504
 Wailes, J.S., 15-1773, 15-1782
 Wainschel, L.A., 11-0092

 Wainwright, P.G., 15-1807, 15-1809, 15-1815
 Wait, A.R., 09-0047
 Waite, B.A., 08-0037
 Wakabayashi, A., 15-1458, 15-2371
 Wakabayashi, K., 14-0009, 15-0869, 15-1208, 15-1254
 Wakabayashi, S., 07-0021
 Wakabayashi, T., 16-0260, 16-1083
 Wakabyashi, H., 16-0827
 Wakahara, Y., 16-1066
 Wakai, C., 03-0004
 Wakamatsu, H., 18-0755
 Wakamatsu, K., 15-0157
 Wakamatsu, T., 13-0678
 Wakasa, M., 07-0033
 Wakasa, N., 19-1177
 Wakasugi, K., 16-1636, 16-1639
 Wakatsuki, Y., 15-0212, 15-0734, 15-0804, 15-2405, 19-0823
 Wakefield, B., 05-0156, 05-0244
 Wakefield, B.J., 05-0148, 12-0415, 12-0474, 12-0552, 12-0558, 12-0594, 13-0460, 13-0651, 16-1944, 19-1347
 Wakharkar, R.D., 10-0660, 11-0255, 13-0410
 Waki, Y., 13-0297
 Wakiji, I., 15-0808
 Wakisaka, K., 10-0804
 Wakita, A., 15-0048
 Wakita, M., 03-0078
 Wakita, T., 15-1159
 Wakselman, C., 10-1369, 16-0453
 Wakselman, M., 17-0146
 Wakui, H., 13-0452
 Walba, D.M., 03-0192, 03-0200, 04-0089, 04-0090, 10-0912
 Walborsky, H.M., 05-0135, 05-0136, 05-0197, 05-0270, 05-0356, 10-0966, 10-1296, 10-1505, 10-1599, 12-0018, 12-0032, 12-0426, 12-0605, 12-0610, 12-0612, 12-0614, 12-0684, 14-0378, 14-0456, 14-0457, 15-0631, 15-2063, 16-2124, 16-2135, 17-0481, 18-0019, 19-1541
 Walburn, J.J., 12-0457
 Wälchli, R., 12-0669
 Wald, S.A., 19-1207
 Walde, A., 12-0395
 Waldeck, D.H., 07-0055
 Walden, F.A., 10-0060
 Walden, P., 06-0042, 10-0004

- Walder, L., 17-0216
Waldmann, H., 18-0717
Waldvogel, E., 13-0503
Wale, P.D., 16-1597
Wales, D.J., 18-0522
Walfort, B., 02-0084
Waligorska, M., 17-0052
Walker, B.J., 16-1306
Walker, D., 11-0039, 19-0022
Walker, E.C., 19-0708
Walker, E.R.H., 19-0874
Walker, F., 05-0167, 05-0168
Walker, F.H., 04-0432
Walker, F.J., 10-0678
Walker, F.W., 16-0524
Walker, H., 15-0359
Walker, K.A.M., 10-0794, 15-0423, 15-0466, 19-1128
Walker, L.E., 17-0446
Walker, M.A., 10-0704, 16-1018, 17-0204
Walker, M.P., 18-0344
Walker, W.E., 10-0902
Walkowiak, W., 03-0107
Wall, A., 11-0160, 17-0349
Wall, D.K., 16-2048
Wall, J.S., 15-0076
Walla, P., 13-0326
Wallace, B., 16-1486
Wallace, D.J., 13-0236, 13-0272
Wallace, E.M., 11-0410
Wallace, O.B., 16-1534
Wallace, R.G., 18-0288
Wallace, R.H., 19-0962
Wallace, R.W., 05-0279
Wallace, T.J., 16-2147, 17-0286, 17-0320, 19-0336, 19-0793, 19-0869
Wallace, T.L., 17-0288
Wallace, T.W., 18-0482
Wallen, S.L., 09-0095
Wallenfels, K., 10-1785, 15-1499, 16-1421, 17-0424, 17-0458
Waller, F.D., 17-0248
Waller, F.J., 10-0282, 10-0383, 11-0137, 19-0115
Wallin, A.P., 12-0409
Walling, C., 10-0177, 11-0540, 12-0436, 14-0016, 14-0103, 14-0118, 14-0120, 14-0164, 14-0176, 14-0183, 14-0184, 14-0188, 14-0193, 14-0197, 16-0529, 19-0255
Walling, C., 19-0273
Wallis, E.S., 18-0266
Wallis, S.R., 17-0495
Wallner, O.A., 16-0611
Wallon, A., 04-0244
Wallraff, G.M., 04-0469
Waloch, C., 16-0879
Walsgrove, J., 19-1042
Walsh Jr., E.J., 18-0238, 18-0599, 19-1100
Walsh, A.D., 01-0028, 07-0015, 15-0085
Walsh, C.T., 18-0362
Walsh, H.G., 14-0212, 19-0434
Walsh, L.M., 16-0783
Walsh, P.A., 02-0388
Walsh, P.J., 15-1699, 15-2337, 16-0568, 16-0632, 16-0646, 16-0687, 16-0688, 16-0717, 16-1438
Walsh, R., 05-0351, 05-0380, 15-0181, 18-0087, 18-0571, 18-0590, 18-0647
Walsh, T.D., 10-0060, 10-0088
Walsh, W.L., 18-0249
Walspurger, S., 15-1148
Walter, D., 18-0411
Walter, D.S., 15-1271
Walter, D.W., 18-0056
Walter, H., 06-0072, 12-0590
Walter, R., 13-0456
Walter, R.I., 16-0534
Walter, W., 04-0225, 16-0004, 16-0188
Walter, W.F., 14-0398, 19-1576
Walters, M.A., 18-0579, 18-0685
Walters, M.E., 19-1376
Walters, M.J., 18-0126
Walthall, D.A., 08-0100
Walton, D.R.M., 11-0032, 12-0476, 13-0616, 14-0317, 14-0318, appendixA-0036
Walton, H.F., 02-0344
Walton, J.C., 05-0202, 05-0210, 14-0001, 14-0031, 14-0070, 15-0050, 15-0052, 15-0090, 15-0100, 15-1218, 18-0054, 19-1310, 14-0001
Waltz, K.M., 16-0632
Waluk, J., 12-0087
Wambsgans, A., 18-0868
Wan, B., 16-0687
Wan, C.-W., 13-0478
Wan, H., 15-1137
Wan, J.K.S., 05-0314, 07-0044
Wan, K., 18-0023
Wan, P., 08-0038, 15-0256
Wan, W.B., 02-0289, 02-0302
Wan, X., 19-1028
Wan, Y., 13-0174, 13-0602, 19-1631
Wan, Z., 10-1444, 16-2075
Wan, Z.-K., 15-2102
Wan, Y., 10-0813
Wang H.H., 07-0081
Wang, B., 15-0775, 15-2127, 19-0277, 19-1002
Wang, B.M., 18-0134, 18-0157
Wang, C., 08-0163, 12-0498, 13-0365, 15-1405, 15-1456, 16-0168
Wang, C.-C., 15-0761, 15-1145
Wang, C.-J., 15-1137, 15-1902, 16-0782, 16-0866
Wang, C.-L., 19-0292
Wang, C.C.-Y., 15-1490
Wang, C.J., 10-1078, 16-0447
Wang, C.S., 16-2163
Wang, D., 15-2340, 16-0875, 16-1092, 16-1985, 19-1028
Wang, D.-K., 16-0851, 16-0871, 16-0911
Wang, D.-q., 15-2333
Wang, F., 08-0194, 13-0558, 15-0272, 15-0615, 19-0082, 19-0784, 19-1042, 19-1375
Wang, F.-S., 15-1249
Wang, G., 15-0287, 16-0147, 16-0154, 16-1352
Wang, G.-W., 02-0365, 02-0366, 15-1034, 15-2070
Wang, G.L., 12-0668
Wang, G.P., 08-0060
Wang, G.Y., 10-0175
Wang, H., 13-0171, 13-0359, 15-0578, 15-0793, 15-1004, 15-2414, 16-0687
Wang, H.-F., 13-0439
Wang, H.-s., 16-0687
Wang, H.-W., 16-0420, 16-0947
Wang, H.H., 07-0088
Wang, I., 15-1787
Wang, J., 05-0187, 05-0285, 10-1453, 12-0370, 13-0299, 15-0434, 15-0806, 15-1137, 15-2031, 16-0684, 16-0872, 16-1008, 16-1352, 16-1713, 16-1833, 18-0758, 19-1028, 19-1584, 19-1585, 19-1633
Wang, J.-C., 15-1970
Wang, J.-G., 19-0568
Wang, J.-T., 01-0111
Wang, J.-X., 07-0118, 10-0833, 12-0298, 13-0414, 16-1714, 16-1913, 16-1915, 16-1920
Wang, J.-x., 16-1919
Wang, J.C., 03-0208
Wang, J.Y.C., 14-0148
Wang, K., 05-0248, 12-0250, 15-2414
Wang, K.K., 15-0653, 18-0453, 18-0458, 19-1059

- Wang, L., **03-0020, 10-0509, 10-1271, 10-1409, 13-0145, 13-0320, 13-0443, 13-0495, 13-0539, 13-0545, 13-0549, 13-0567, 14-0309, 15-1693, 16-2175, 19-1190, 19-1199, 19-1601**
- Wang, L.-C., **15-2175, 16-0722**
- Wang, L.-X., **10-1386, 15-0604, 15-1136, 15-1885, 19-1028**
- Wang, L.L., **02-0243**
- Wang, Li.C., **15-1229**
- Wang, M., **13-0162, 13-0549, 15-0272, 15-1373, 16-0298, 16-0667, 16-1494, 16-1993, 19-1199, 19-1673**
- Wang, M.-L., **07-0089**
- Wang, M.-X., **16-0124**
- Wang, M.D., **12-0750**
- Wang, N., **15-1944**
- Wang, P.A., **15-0538, 15-0539**
- Wang, P.G., **16-0682, 16-0767, 16-0774, 16-0777, 16-1036**
- Wang, P.S., **05-0342**
- Wang, Q., **11-0119, 11-0236, 11-0535, 12-0454, 13-0108, 15-1000, 15-1101, 15-1628, 16-0455, 17-0181, 19-1443**
- Wang, R., **15-1125, 15-1213, 16-0549, 16-0552, 16-0687**
- Wang, R.-T., **15-0388**
- Wang, S., **09-0098, 18-0362, 19-1206**
- Wang, S.H., **19-1043**
- Wang, S.L.B., **15-1926**
- Wang, S.Y., **07-0079**
- Wang, T., **02-0241, 03-0148, 11-0436, 12-0099, 13-0187, 19-0175, 19-0679**
- Wang, T.C., **10-0571, 12-0084**
- Wang, T.S., **10-1582**
- Wang, W., **08-0098, 08-0105, 08-0108, 12-0250, 12-0627, 15-0425, 15-0877, 16-0510, 16-0511, 16-0645, 16-1266**
- Wang, W.-B., **15-0527, 16-1837, 16-1838**
- Wang, W.-H., **15-1136**
- Wang, W.-h., **08-0109**
- Wang, X., **08-0193, 11-0557, 15-0765, 15-0818, 15-0890, 15-0896, 15-1014, 15-1254, 15-1361, 15-2211, 15-2354, 16-0687, 16-0762, 16-0987, 16-1996, 17-0257, 17-0379, 18-0735**
- Wang, X.-C., **15-1778**
- Wang, X.-j., **11-0398**
- Wang, X.-L., **13-0500**
- Wang, X.-R., **16-0687**
- Wang, X.-X., **19-0292**
- Wang, X.-Y., **19-0291, 19-0292**
- Wang, Y., **13-0488, 10-1460, 13-0237, 15-1004, 15-1696, 15-2245, 16-0154, 16-1266, 16-1313, 16-1352, 18-0483, 18-0483, 19-0688, 19-1269, 19-1539**
- Wang, Y.-C., **19-1314**
- Wang, Y.-F., **13-0138, 13-0228**
- Wang, Y.-G., **13-0156**
- Wang, Y.-H., **13-0544**
- Wang, Y.-L., **19-0291, 19-0292, 19-1635**
- Wang, Y.-M., **16-0170**
- Wang, Y.-X., **10-0038**
- Wang, Y.A., **19-1273**
- Wang, Z., **10-1453, 12-0514, 13-0148, 13-0390, 15-0917, 15-1822, 16-0649, 16-0654, 16-0661, 16-0748, 16-0831, 16-1993, 16-2180, 19-0037, 19-1017, 19-1054, 19-1660**
- Wang, Z.-M., **15-1658, 15-1693, 15-1704**
- Wang, Z.-X., **02-0105, 15-1767, 15-1768**
- Wang, W., **16-0511**
- Wann, S.R., **10-0532, 19-1487**
- Wannberg, J., **11-0513**
- Wannere, C.S., **02-0040**
- Wanzlick, H.-W., **05-0357**
- Waratuke, S.A., **15-0973**
- Warawa, E.J., **19-0075**
- Warburton, M.R., **15-2219**
- Ward Jr., W.J., **16-1294**
- Ward, A., **18-0520**
- Ward, D.E., **15-2008, 16-1027, 16-1431, 19-0943, 19-0945, 19-0947**
- Ward, D.G., **08-0038**
- Ward, E.L.M., **11-0492**
- Ward, F.E., **15-1768**
- Ward, H.R., **04-0487, 05-0218, 05-0219, 05-0221, 10-1314, 10-1318, 12-0627, 12-0628, 18-0493**
- Ward, J.F., **12-0565**
- Ward, J.P., **11-0351, 18-0760, 19-0057, 19-0352**
- Ward, J.S., **18-0638**
- Ward, P., **18-0185**
- Ward, R.S., **04-0136, 04-0190, 17-0392**
- Ward, R.W., **15-0962**
- Ward, T.J., **18-0381**
- Ward, T.R., **16-0147**
- Wardell, J.L., **10-0773, 10-0780, 10-1545, 12-0388, 12-0388, 12-0415, 12-0432, 12-0474, 12-0474, 12-0549, 12-0559, 12-0564, 12-0594, 12-0615, 13-0656, 15-0294, 15-0857, 15-0873, 16-0003, 16-0645, 19-1595, 19-1636**
- Ware, J.C., **12-0040**
- Waring, A.J., **08-0118, 18-0034, 18-0035, 18-0185**
- Waring, C., **19-0434, 19-0438**
- Waring, M.J., **15-0202, 15-0588, 15-1680**
- Warkentin, J., **05-0384, 05-0394, 05-0394, 14-0074, 15-1259, 15-1945, 17-0417, 17-0500**
- Warmuth, R., **03-0132**
- Warner, B.P., **16-0745**
- Warner, C.D., **12-0683**
- Warner, C.R., **18-0238**
- Warner, P.M., **02-0357, 04-0491, 18-0487, 18-0489, 18-0491, 18-0639, 18-0643**
- Warnet, R., **15-0046**
- Warnet, R.J., **15-0134**
- Warnhoff, E.W., **05-0125, 12-0140, 15-2264, 18-0094, 18-0194, 18-0209, 18-0241, 19-0975**
- Warpehoski, M.A., **19-0473**
- Warren, C.T., **16-1556**
- Warren, H.B., **02-0358**
- Warren, J.A., **04-0267**
- Warren, R.W., **18-0116**
- Warren, S., **16-1327, 18-0032, 18-0250, 19-1778**
- Warren, S.E., **15-0112**
- Warrener, R.N., **15-2235, 19-0078**
- Warrick, P., **06-0062**
- Warrington, J.M., **18-0599**
- Warshawsky, A., **11-0552**
- Wartenberg, F.-H., **15-1250**
- Wartini, A.R., **05-0325**
- Wartski, L., **15-1001, 15-1111, 15-1112, 15-1114, 15-2119**
- Waseda, T., **16-1968**
- Waser, J., **15-0345**
- Washiyama, M., **15-1064**
- Wassef, W.N., **16-1514, 16-1515**
- Wassen, J., **02-0173, 02-0274**
- Wasserman, A., **15-1980**
- Wasserman, B., **10-0333**
- Wasserman, E., **02-0235, 02-0236, 03-199, 05-0289, 05-0328, 05-0342, 05-0345, 05-0399, 05-0400, 18-0824, 18-0825**
- Wasserman, H.H., **12-0645, 14-0227, 14-0227, 14-0228,**

- 14-0229, 14-0241, 15-2151,
 15-2155, 15-2156, 15-2157,
 15-2159, 15-2161, 15-2283,
 16-0043, 18-0201, 18-0347,
 19-0440, 19-0477, 19-0554
 Wassermann, B.C., 12-0614
 Wasserscheid, P., 09-0109
 Wassmundt, F.W., 11-0191
 Waszczylo, Z., 06-0084,
 10-0313
 Wat, E.K.W., 10-1252
 Watanabe, A., 16-0338,
 18-0150, 18-0363
 Watanabe, F., 11-0292,
 11-0650
 Watanabe, H., 10-1303,
 10-1384, 12-0534, 15-2304,
 16-1004
 Watanabe, J., 10-0567
 Watanabe, M., 01-0068,
 15-1004, 15-1024, 16-0565,
 16-1357
 Watanabe, N., 12-0326,
 12-0368, 15-1603
 Watanabe, S., 10-0676,
 10-1217, 12-0169, 12-0452,
 13-0293, 13-0633, 15-1808,
 16-0917, 19-0825
 Watanabe, S.-i., 10-1137
 Watanabe, T., 10-0828,
 10-1224, 13-0476, 13-0619,
 15-1847, 16-1854, 19-0650
 Watanabe, W.H., 10-0661
 Watanabe, Y., 10-0552,
 10-0880, 10-0900, 10-0902,
 10-0916, 10-0992, 10-1822,
 10-1844, 10-1845, 13-0764,
 15-0280, 15-0281, 15-0340,
 15-0374, 15-1467, 16-0268,
 19-0999, 19-1119, 19-1247,
 19-1772
 Watanuki, K., 10-0612
 Wataya, Y., 16-0381
 Waterhouse, A., 10-1290,
 10-1291
 Waterlot, C., 13-0735
 Waters, D.L., 18-0559
 Waters, D.N., 11-0608
 Waters, W.A., 10-1320,
 14-0234, 14-0319, 19-0002,
 19-0247, 19-0256, 19-0325,
 19-1211, 19-1748
 Wathey, B., 07-0116
 Watkin, D.J., 02-0163
 Watkin, J.G., 16-0745
 Watkins, C.J., 07-0026
 Watkinson, M., 10-0955
 Watson Jr. C.R., 17-0326
 Watson, A.J., 11-0118
 Watson, B.T., 15-0708
 Watson, D.G., 01-0052,
 01-0070, 02-0031
 Watson, H B., 12-0088
 Watson, I.D.G., 10-0886,
 10-0957
 Watson, J.M., 18-0706
 Watson, M.P., 18-0690
 Watson, S.P., 15-1429
 Watson, S.W., 17-0178
 Watson, T.W., 02-0402
 Watson, W.H., 03-0112
 Watt, A.N., 10-0693
 Watt, C.I.F., 12-0663, 12-0664,
 19-0007, 19-1763
 Watt, D.S., 10-1610, 10-1615,
 14-0258, 16-2088, 19-0472,
 19-0662, 19-1422
 Watts, D.W., 16-0424
 Watts, I.M., 05-0380
 Watts, L., 02-0211, 02-0229,
 04-0441
 Watts, P.C., 16-1248
 Watts, W.E., 05-0067, 05-0083,
 11-0568, 13-0759, 13-0773,
 15-1417, 16-1635, 18-0001,
 18-0282, 18-0380
 Waugh, J.S., 02-0101
 Wawzonek, S., 18-0867
 Waxman, B.H., 15-0187
 Wayda, A.L., 02-0254
 Waykole, L., 10-0826, 16-0530,
 16-2177
 Wayman, M., 12-0726
 Waymouth, R., 15-0598
 Waymouth, R.M., 04-0149,
 10-1455, 15-0778
 Wayne, R.P., 14-0228,
 15-2156
 Wayner, D.D.M., 01-0089,
 01-0101, 05-0310, 19-1533
 Weakley, T.J.R., 05-0064,
 02-0289, 02-0289
 Wearing, J.T., 19-0767
 Weast, R.C., 05-0265, 14-0166
 Weatherwax, A., 15-2180
 Weaver, S.L., 15-2219
 Weaver, W.M., 10-0333,
 11-0119, 19-0640
 Weavers, L.K., 07-0074
 Webb H.M., 08-0224
 Webb, C.F., 15-2117
 Webb, D., 11-0628
 Webb, G., 15-0451, 15-0457
 Webb, G.G., 10-0183, 10-0200
 Webb, H.M., 08-0191, 08-0219
 Webb, K.S., 16-1148, 19-0696
 Webb, K.S., 19-0768
 Webb, T.R., 16-0112
 Webb, V.L., 04-0336
 Weber, A., 16-2034
 Weber, E., 03-0101, 03-0112,
 03-0144, 03-0145, 03-0155,
 03-0156
 Weber, E.J., 16-0494,
 16-0743
 Weber, H., 02-0257
 Weber, J., 19-0241
 Weber, J.C., 19-0068
 Weber, J.L., 02-0204
 Weber, L., 02-0045, 02-0046,
 10-1448, 10-1450
 Weber, P., 14-0063
 Weber, R.T., 05-0293
 Weber, S., 10-0317
 Weber, T., 04-0136, 11-0375
 Weber, W.P., 10-0453, 10-0610,
 10-0696, 10-0784, 10-0967,
 10-1047, 10-1619, 10-1787,
 15-1676, 15-2274, 16-1232,
 16-1255, 16-2046, 19-1616
 Webster, B., 15-2172,
 16-2080
 Webster, J.R., 18-0077
 Webster, O.W., 02-0144,
 15-1986
 Weckerle, B., 19-0540
 Wedegaertner, D.K., 12-0017,
 14-0458
 Weedon, A.C., 12-0080,
 15-2238, 15-2248, 16-0218,
 19-1001
 Weedon, B.C.L., 19-0074
 Weeds, S.M., appendixA-0038
 Weeks, D.P., 10-0533, 10-0536,
 16-1936
 Weerasooriya, U., 12-0348
 Weetman, J., 15-2058
 Wege, D., 18-0039
 Weglein, R.C., 18-0031
 Wegner, G., 11-0419
 Wehle, D., 04-0322, 04-0369
 Wehmeyer, R.M., 12-0599,
 16-1899
 Wehmschulte, R.J., 05-0175
 Wehn, P.M., 12-0228
 Wehner, G., 16-1205, 17-0256
 Wehner, W., 03-0144
 Wei, B., 13-0414, 16-1913,
 16-1915, 16-1919, 16-1920
 Wei, C., 10-1776, 16-0296,
 16-0297, 16-0299, 16-0603,
 16-0887, 16-0890
 Wei, D., 19-1520
 Wei, H.-X., 15-1609, 15-1613,
 15-1881, 16-0769, 16-0782,
 16-0785, 16-0798, 16-1001,
 19-0563
 Wei, H.X., 16-0786
 Wei, J., 12-0440
 Wei, J.-W., 15-1288

- Wei, L.-L., **15-0481, 15-0918, 15-1056, 15-1286, 15-1690, 15-1706, 16-1005, 16-1108**
 Wei, L.-M., **15-0481, 15-0918, 16-1671**
 Wei, L.L., **16-0410**
 Wei, Q., **15-0287**
 Wei, S., **16-1258**
 Wei, T., **19-1054**
 Wei, X., **15-0886, 15-1791, 16-1292**
 Wei, Z.-L., **19-1021, 19-1022**
 Wei, Z.-Y., **16-1792**
 Wei, Z.Y., **10-1523**
 Weiberth, F.J., **16-0952**
 Weichold, O., **13-0484**
 Weickhardt, K., **12-0352**
 Weickhardt, K., **18-0363**
 Weidert, P.J., **04-0193**
 Weidmann, B., **16-0520**
 Weidmann, H., **16-0813, 19-1645, 19-1715**
 Weidmann, R., **04-0214**
 Weidner, J., **10-0317**
 Weidner-Wells, M.A., **15-1939**
 Weigand, B., **16-0234**
 Weigand, K., **13-0186**
 Weigel, H., **11-0216**
 Weigel, L.O., **19-1098**
 Weigert, F.J., **04-0417**
 Weigmann, H., **16-1297**
 Weil, T.A., **13-0598**
 Weiler, L., **04-0387, 04-0390, 10-0758, 16-1168, 18-0797**
 Weill-Raynal, J., **04-0136, 10-1749, 18-0420**
 Weinberg, D.S., **10-1096**
 Weinberg, H.R., **19-0010**
 Weinberg, N., **16-0044**
 Weinberg, N.L., **19-0010**
 Weinberg, W.H., **13-0177**
 Weinberger, B., **10-1845**
 Weiner, B., **15-1323**
 Weiner, D.P., **10-0582**
 Weiner, H., **10-0086**
 Weiner, L., **15-1756**
 Weiner, M.A., **05-0149**
 Weiner, P.K., **05-0332**
 Weiner, S.A., **13-0666**
 Weingarten, H., **13-0120, 16-0274, 16-0289, 16-1805**
 Weinheimer, A.J., **15-0492**
 Weinhold, F., **02-0023**
 Weinig, P., **16-0684**
 Weinkauff, D.J., **04-0151**
 Weinkötz, S., **16-2088**
 Weinlich, J., **04-0478**
 Weinman, S.A., **04-0031**
 Weinmann, H., **19-0067**
 Weinreb, S.M., **10-0899, 15-0344, 15-0387, 15-1282, 15-1583, 15-1641, 15-2122, 16-0343, 16-1729, 16-1835, 16-1960, 16-1967, 18-0817, 19-0395**
 Weinschenker, N.M., **19-0159**
 Weinstein, R.D., **15-2036**
 Weinstein, R.M., **16-0510, 16-0511**
 Weinstein, S., **04-0170, 04-0172, 04-0188, 17-0047**
 Weinstock, L.M., **12-0216**
 Weintraub, L., **16-1851**
 Weinwurzel, D.H., **10-0209**
 Weinwurzel, D.H., **10-0209**
 Weirich, R., **13-0456**
 Weise, A., **10-0408**
 Weiser, J., **04-0326**
 Weisgerber, G., **10-1835**
 Weisman, G.R., **04-0207, 04-0241, 05-0231**
 Weisman, R.B., **05-0298**
 Weismiller, M.C., **19-0501**
 Weiss, A., **14-0102**
 Weiss, A.W., **01-0003**
 Weiss, B., **13-0036**
 Weiss, D.S., **07-0025, 07-0044, 15-2235**
 Weiss, E., **05-0131, 05-0147, 05-0153, 05-0161**
 Weiss, J., **02-0064, 10-0014, 16-1720**
 Weiss, K., **14-0352**
 Weiss, M.M., **13-0378**
 Weiss, R., **05-0063, 05-0075, 10-0391, 10-0396, 11-0424, 11-0454**
 Weiss, R.C., **15-0433**
 Weiss, R.G., **10-1096, 11-0557**
 Weiss, S., **04-0276, 10-0871**
 Weissbach, O., appendixA-0024
 Weissberger, A., **04-0102, 06-0006, 06-0022, 06-0030, 06-0037, 06-0038, 06-0041, 06-0052, 06-0053, 06-0056, 06-0058, 06-0059, 08-0160, 09-0016, 15-0401, 19-0873**
 Weissbuch, I., **04-0102, 04-0188**
 Weissenbach, P., **11-0034**
 Weisser, H.R., **18-0725**
 Weissermel, K., **15-1579**
 Weissman, H., **13-0431**
 Weissman, P.M., **19-1115**
 Weissman, S., **10-1128**
 Weissman, S.A., **15-0675, 19-1018**
 Weilt, F.L., **10-0060**
 Weitz, E., **15-1788**
 Weitz, I.S., **15-0532**
 Weitzberg, M., **15-2165**
 Welch, C.J., **04-0176, 09-0105**
 Welch, D.S., **16-0794**
 Welch, J., **10-1086, 10-1178, 16-1883**
 Welch, J.T., **15-0168, 15-1545**
 Welch, M.J., **14-0436**
 Welch, S.C., **19-1376**
 Welch, S.L., **13-0498**
 Welch, T.R., **18-0609**
 Welder, C., **19-1339**
 Welker, C.H., **18-0688**
 Welker, M.E., **15-0430**
 Well, P.R., **09-0037**
 Weller, A., **07-0017**
 Weller, H.N., **19-0241**
 Weller, T., **16-2012**
 Weller, W.T., **16-1650**
 Welling, L.L., **16-0248**
 Wellmann, J., **10-1243**
 Wells, A.P., **02-0092, 02-0114**
 Wells, J.I., **10-0150**
 Wells, P.R., **01-0029, 09-0006, 09-0016, 09-0018, 09-0047, 10-0351, 11-0073, 14-0043**
 Wells, S., **10-0392**
 Wells, W.E., **10-0382**
 Welsh, K.M., **14-0161**
 Welsher, T.L., **02-0210**
 Welter, T.R., **18-0852**
 Welton, T., **09-0109, 09-0111, 15-0525, 15-0531, 15-2041**
 Welvart, Z., **06-0069, 12-0695, 16-0540, 16-1190, 18-0413, 18-0416**
 Wen, J.Q., **12-0102**
 Wen, X., **16-0834**
 Wen, X., **19-1186, 14-0060**
 Wenchen, H., **02-0120**
 Wendel, K., **02-0223**
 Wender, I., **10-1837, 12-0304, 13-0598, 14-0443, 15-0549, 15-1375, 15-2362, 18-0837**
 Wender, P., **15-1377, 15-1477, 15-1499, 15-1504**
 Wender, P.A., **15-1422, 10-1560, 10-1653, 15-0775, 15-0842, 15-0877, 15-1421, 15-2235, 15-2435, 15-2439, 15-2440, 16-1459, 18-0575, 18-0601, 18-0799**
 Wenderoth, B., **10-1381, 10-1389, 16-0493**
 Wendling, F., **16-1137**
 Wendschuh, P.H., **18-0485**
 Wendt, M.D., **04-0124**
 Wengenroth, H., **12-0646**
 Wenjie, H., **02-0120**
 Wenke, G., **19-0847**

- Wenkert, E., **10-1306, 10-1511, 10-1521, 10-1532, 15-0867, 15-1985, 15-2350, 19-0587, 19-1436**
- Wennerbeck, L., **04-0228**
- Wennerström, O., **02-0295, 02-0305, 02-0307, 02-0326**
- Wensing, M., **12-0625**
- Went, C.W., **10-1676**
- Wentrup, C., **04-0476, 04-0486, 04-0497, 04-0498, 05-0383, 05-0407, 06-0038, 10-0479**
- Wentworth Jr., P., **12-0327, 15-1955**
- Wentworth, A.D., **12-0327**
- Wenz, G., **04-0175**
- Wenzel, T.T., **02-0254**
- Wenzinger, G.R., **10-0150**
- Wepster, B.M., **02-0058, 09-0064, 11-0051, 11-0159**
- Werkman, C.H., **04-0253**
- Wermeckes, B., **19-0482**
- Wermer, M., **05-0212**
- Werner, E.A., **16-0863**
- Werner, H., **02-0169, 12-0345, 12-0345**
- Werner, N.D., **14-0047, 16-1571**
- Werner, T., **19-0490**
- Werner, U., **03-0152, 04-0244**
- Werner, W., **16-1634**
- Werness, P.G., **02-0080**
- Wernett, P.C., **16-1295**
- Wersel, O.A., **15-2112**
- Werstiuk, N.H., **05-0125, 05-0126, 06-0086, 10-0179, 12-0054, 17-0280, 17-0390, 18-0475**
- Werth, R.G., **18-0100**
- Werthemann, L., **18-0676**
- Wertz, D.W., **04-0382**
- Wertz, J.E., **05-0208**
- Wescott, S.A., **15-0696**
- Weskamp, T., **10-1303**
- West, C.T., **19-1303, 19-1450**
- West, F.G., **12-0368, 15-0852, 15-0853, 15-1412, 16-1313**
- West, J.C., **11-0117**
- West, K., **08-0147**
- West, K.N., **10-0411**
- West, P., **12-0413**
- West, P.R., **04-0479**
- West, R., **01-0009, 01-0011, 01-0012, 02-0342, 02-0346, 02-0347, 03-0051, 05-0149, 12-0399, 15-2197, 18-0900**
- Westaway, K., **07-0101**
- Westaway, K.C., **06-0069, 06-0081, 06-0084, 06-0085, 07-0101, 10-0313, 10-0327, 10-0414**
- Westaway, S.M., **10-1404**
- Westberg, H.H., **18-0840, 18-0843, 19-0446**
- Westbrook J.A., **16-1188**
- Westcott, S.A., **15-0696, 19-1609**
- Westdorp, I., **19-1727**
- Westerberg, G., **09-0108**
- Westerkamp, J.F., **16-2064**
- Westerlund, C., **10-1275**
- Westerman, P.W., **05-0039, 05-0063, 05-0075, 05-0092, 11-0013**
- Westermann, E., **13-0397**
- Westermann, J., **10-1381, 10-1383, 10-1508, 15-0616, 15-1058, 16-0493, 16-0677**
- Westheimer, F.H., **10-0526, 12-0648, 16-0290, 19-0248, 19-0250**
- Westhus, M., **18-0777**
- Westlake, P.J., **19-1533**
- Westley, J.W., **04-0169, 04-0209**
- Westman, F., **15-0264**
- Westman, G., **16-0798**
- Westman, J., **07-0116**
- Westmijze, H., **12-0500, 12-0544, 5-0951**
- Westmoreland, L., **15-1905**
- Weston, J., **05-0183**
- Weston, J.B., **11-0097**
- Westphal, J., **15-2076**
- Westrum Jr., E.F., **01-0093**
- Westwood, D., **16-0493, 16-1413**
- Westwood, N.P.C., **01-0013**
- Westwood, S.W., **14-0097**
- Wette, M., **18-0567**
- Wetter, H., **12-0035, 12-0036, 15-0707**
- Wetterich, F., **05-0242, 14-0057, 14-0092**
- Wetterling, M., **12-0414**
- Wettermark, G., **04-0219**
- Wetzel, D.M., **05-0123**
- Wetzel, W.H., **17-0133**
- Wever, R., **19-1022**
- Wexler, S., **14-0230, 14-0234, 15-2158**
- Wey, S.-J., **15-1909**
- Weyerstahl, P., **10-0242, 10-0760**
- Weygand, F., **17-0254**
- Weyler Jr., W., **15-2219**
- Weymuth, C., **19-0556**
- Whaite, K., **16-1597**
- Whalen, D.L., **05-0114**
- Whalen, E.J., **15-0135**
- Whalen, R., **14-0154**
- Whaley, W.M., **11-0400**
- Whalley, E., **15-0024**
- Whalley, W., **17-0491, 18-0599, 18-0704**
- Whang, D., **03-0185**
- Whangbo, M., **01-0001, 04-0365, 05-0121**
- Wharton, P.S., **18-0205**
- Whatley, L.S., **03-0051**
- Wheatley, P.J., **03-0090**
- Wheeler, C., **10-0411**
- Wheeler, D.M.S., **15-0134**
- Wheeler, O.H., **16-1770, 17-0087, 17-0100, 18-0875, 18-0876, 19-0628, 19-0913, 19-1095, 19-1482**
- Wheeler, R.A., **15-1826**
- Whelan Jr., W.P., **10-0012**
- Whelan, H.M., **16-1954**
- Whelan, J., **15-1361**
- Wheland, G.W., **02-0001, 02-0129, 02-0140, 04-0001, 04-0126, 18-0012, 18-0030**
- Wheless, K., **19-1385**
- Whetten, R.L., **02-0356**
- Whiffen, D.H., **01-0053**
- Whimp, P.O., **04-0480**
- Whipple, L.D., **12-0017**
- Whitby, R.J., **15-0778**
- Whitcombe, G.P., **19-0123**
- Whitcombe, N.J., **13-0364**
- White, A.D., **19-0123**
- White, A.H., **10-0652**
- White, A.J.P., **03-0186, 03-0187, 03-0200**
- White, A.M., **05-0041, 05-0060, 05-0090, 08-0008, 10-0187, 10-0528, 18-0108**
- White, A.W., **11-0222, 15-0877**
- White, C.G.H., **04-0348**
- White, C.T., **04-0153, 16-1034**
- White, D.H., **14-0436**
- White, D.N.J., **18-0432**
- White, D.R., **16-1219**
- White, E.H., **07-0026, 10-0049, 10-0393, 10-0395, 10-0907, 17-0243, 18-0099**
- White, E.P., **15-1538**
- White, F., **10-1725**
- White, H.S., **11-0576, 11-0580**
- White, J., **18-0160**
- White, J.B., **15-0502**
- White, J.D., **04-0493, 10-0661**
- White, J.M., **01-0064, 04-0241, 08-0186, 16-1784, 17-0281, 19-1127**
- White, K.B., **19-0203**
- White, K.S., **18-0681**
- White, L.S., **13-0402**
- White, M.G., **11-0629**
- White, M.A., **15-1879, 19-0121**

- White, M.C., 19-0539
 White, P., 19-0043
 White, P.D., 16-1642, 16-1643
 White, P.S., 04-0361
 White, P.S., 15-2356
 White, R., 15-2202
 White, R.F.M., 11-0013
 White, R.W., 19-0350, 19-0351
 White, S., 10-1661
 White, S.B., 11-0215
 White, V.A., 11-0587
 White, W., 05-0386
 White, W.A., 16-0274, 16-0289
 White, W.N., 10-0226, 11-0570, 11-0574, 11-0576, 11-0577, 11-0578, 11-0580, 18-0654, 18-0708, 18-0710
 Whitehead M.A., 08-0151
 Whitehead, A.J., 15-0311
 Whitehead, M., 18-0272
 Whiting, S.C., 17-0035
 Whitener, G.D., 07-0119
 Whitesell, J.K., 04-0136, 04-0196, 04-0264, 10-1656, 10-1674, 10-1686
 Whitesell, M.A., 10-1656, 10-1674
 Whitesides, G.M., 04-0151, 04-0208, 05-0171, 05-0171, 10-1334, 10-1350, 12-0013, 12-0535, 12-0605, 12-0605, 12-0606, 12-0611, 13-0122, 14-0375, 14-0377, 14-0378, 15-0467, 15-1063, 15-1172, 16-1521, 16-1687, 19-0727
 Whitesides, T., 19-0446
 Whitfield, D.M., 04-0272
 Whitham, G.H., 15-0187, 16-1236, 17-0343
 Whiting, A., 12-0456
 Whiting, A., 12-0493
 Whiting, M.C., 03-0091, 10-0217, 10-0280, 10-0402, 10-1050, 15-0445, 16-0300, 17-0280, 18-0022, 18-0102
 Whitlock Jr., H.W., 10-1649, 18-0110
 Whitman, D.W., 02-0217
 Whitman, G.M., 15-0315, 15-1503
 Whitmire, K.H., 16-2088
 Whitmore, F.C., 10-0397, 15-0030, 16-0513, 18-0003, 18-0013
 Whitney, C.C., 18-0446, 18-0447
 Whitney, D.B., 16-1818
 Whitney, G.C., 10-1636
 Whitney, S., 12-0560
 Whitney, T.A., 19-1616
 Whittaker, D., 05-0002, 10-0638, 18-0096, 18-0211, 19-0975, 19-0977
 Whittaker, D.T.E., 10-1225, 15-1254
 Whittaker, G., 18-0523
 Whittaker, M., 16-1654
 Whitten, C.E., 10-1352, 10-1370, 15-1072, 15-1073, 16-1893, 16-1894
 Whittington, B.I., 15-0134, 15-0138
 Whittle, A.J., 11-0217, 11-0423
 Whittle, A.J., 12-0163
 Whittle, R.R., 16-1303
 Whitworth, S.M., 03-0061, 10-0280
 Whyman, R., 15-1494
 Wibaut, J.P., 19-0357
 Wibbeling, B., 16-1300, 16-2088
 Wiberg, A., 02-0431
 Wiberg, K.B., 01-0089, 01-0108, 02-0037, 02-0041, 02-0056, 04-0015, 04-0118, 04-0278, 04-0279, 04-0302, 04-0305, 04-0308, 04-0321, 04-0336, 04-0388, 04-0402, 04-0404, 04-0405, 04-0409, 04-0418, 04-0420, 04-0424, 04-0431, 04-0432, 04-0435, 04-0448, 04-0465, 04-0519, 04-0519, 05-0047, 06-0053, 08-0013, 08-0166, 08-0167, 08-0193, 10-0150, 10-0192, 10-0195, 10-0197, 10-0199, 10-0201, 10-0324, 10-1235, 14-0165, 15-0131, 15-0141, 15-0143, 17-0422, 18-0042, 18-0162, 18-0623, 18-0876, 19-0002, 19-0003, 19-0004, 19-0247, 19-0250, 19-0251, 19-0311, 19-0425, 19-0466, 19-0467, 19-0630, 19-0711
 Wiberg, N., 01-0009, 01-0011, 15-0488
 Wicenc, C., 16-2174
 Wicha, J., 19-0408
 Wick, A., 17-0411
 Wickberg, B., 16-1958
 Wickham, G., 12-0035, 12-0037
 Wicks, G.E., 19-0771
 Widdison, W.C., 14-0457
 Widdowson, D.A., 10-1852, 12-0403, 13-0282, 13-0501, 13-0718, 15-1721
 Widehem, R., 10-0913
 Wideman, L.G., 19-0836
 Widenhoefer, R.A., 15-0226, 15-0233, 15-0764, 15-0765, 15-0770, 15-0774, 15-0818, 15-0820, 15-0890, 15-0896, 15-0896
 Widhalm, M., 04-0175, 15-0596, 16-0687
 Widing, H.F., 01-0046, 09-0059
 Widmer, J., 10-0781, 10-1482, 19-1531
 Wiechell, H., 17-0326
 Wiechert, R., 16-1072
 Wiedemann, W., 15-2322, 18-0469, 18-0470, 18-0507
 Wiegand, N.H., 18-0646
 Wieggers, K.E., 17-0031
 Wieghardt, K., 03-0115, 14-0321
 Wieland, D.M., 10-1542, 10-1557
 Wieland, G., 16-0943
 Wieland, H., 02-0282
 Wieland, L.C., 10-0544
 Wieland, P., 04-0043, 19-1067
 Wiemer, D.F., 10-1150
 Wiering, J.S., 15-1806
 Wieringa, J.H., 15-0008
 Wiersum, U.E., 17-0229, 18-0519
 Wiesboeck, R., 17-0042
 Wiese, K.-D., 15-1481
 Wieser, H., 04-0261
 Wieser, H., 04-0350
 Wieser, J.D., 01-0062
 Wieser, K., 19-0605
 Wiest, H., 15-2001, 15-2101
 Wiest, O., 04-0311, 15-2013, 15-2093, 15-2231
 Wieting, R.D., 05-0075, 10-0184
 Wife, R., 13-0577
 Wife, R.L., 02-0274, 15-2050
 Wigal, C.T., 15-1171
 Wigfield, D.C., 16-1561, 19-0951, 19-1060, 19-1063
 Wiggin, C.J., 19-0074
 Wiggins, G., appendix A-0039
 Wigglesworth, C., 19-0472
 Wijers, H.E., 10-0826
 Wijkens, P., 10-1363
 Wijnberg, J.B.P.A., 19-1022
 Wijnen, J.W., 15-2035
 Wilbur, D.S., 15-2226
 Wilby, A.H., 15-0518, 19-1232
 Wilby, J., 17-0084
 Wilcox Jr., C.F., 02-0327, 02-0353
 Wilcox, A.L., 10-0768
 Wilcox, C.F., 01-0042, 10-0178, 10-1636
 Wilcox, C.S., 15-1938, 18-0677

- Wilcoxon, K., 13-0430
 Wild, D., 15-2076
 Wilder Jr., P., 18-0101
 Wildsmith, E., 10-0992
 Wildt, H., 18-0849
 Wilen, S.H., 03-0203, 04-0001, 04-0009, 04-0098, 04-0100, 04-0115, 04-0116, 04-0117, 04-0126, 04-0156, 04-0156, 04-0157, 04-0158, 04-0259, 04-0274, 04-0316, 04-0351, 04-0376, 04-0424, 10-0109
 Wiley, D.W., 15-0073, 15-2192
 Wiley, G.A., 10-0170, 10-1096, 13-0252
 Wiley, P.F., 10-0077
 Wilfred, C.D., 16-0341
 Wilhelm, E., 15-1637
 Wilhelm, R., 13-0501
 Wilhelm, R.S., 10-1337, 10-1355, 10-1356, 10-1540, 12-0570, 15-1075, 15-1076
 Wilk, B.K., 10-1801, 16-1165, 16-1518
 Wilk, K.A., 17-0031, 17-0064, 17-0072
 Wilke, G., 10-1251, 15-0501, 15-0712, 15-0793, 15-2429, 15-2431, 15-2431
 Wilke, J., 04-0471
 Wilkerson, C.R., 16-1993
 Wilkins, C.L., 15-0016, 16-1469
 Wilkins, J.M., 12-0560, 16-0581
 Wilkins, R.F., 16-0407
 Wilkinson C., 18-0756
 Wilkinson, A.L., 11-0083
 Wilkinson, B.L., 16-1637
 Wilkinson, D.E., 16-1538
 Wilkinson, F., 07-0011
 Wilkinson, G., 02-0043, 12-0276, 14-0444, 15-0407, 15-0410, 15-0416, 15-0463
 Wilkinson, H.S., 19-1207
 Will, B., 15-1841
 Willard, A.K., 18-0677, 18-0687
 Willard, G.F., 17-0177
 Willard, J.E., 14-0137
 Willaredt, J., 08-0084
 Willaredt, R.P., 13-0742
 Willcott III, M.R., 18-0591
 Willcott, M.R., 18-0590
 Willem, R., 15-2407
 Willett, G.D., 02-0409
 Willey, P.R., 14-0413
 Willi, A.V., 06-0068, 06-0082, 08-0135, 11-0612, 11-0613, 17-0003, 17-0062
 Williams II, T.C., 16-0386
 Williams Jr., J.M., 05-0138, 10-0535, 17-0348, 17-0353
 Williams Jr., L.P., 18-0120
 Williams Jr., V.Z., 18-0114, 18-0116
 Williams, A., 09-0083, 16-0015, 16-0424, 16-1569, 16-1570, 16-1571, 16-2067, 16-2143, 16-2146, 17-0486
 Williams, A.D., 15-1047
 Williams, A.J.S., 19-1244
 Williams, A.L., 15-1278, 16-0947
 Williams, D., 03-0200, 15-1677
 Williams, D.A., 12-0013, 12-0015, 15-1254
 Williams, D.J., 02-0270, 02-0312, 03-0184, 03-0186, 03-0187, 16-0493, 18-0427, 19-0058
 Williams, D.L.H., 02-0392, 10-0518, 10-0750, 10-0755, 10-0756, 11-0037, 11-0158, 11-0161, 11-0543, 11-0570, 11-0572, 11-0575, 11-0581, 11-0583, 11-0584, 12-0195, 12-0196, 12-0197, 12-0198, 12-0699, 13-0032, 13-0075, 13-0698, 13-0699, 13-0770, 18-0739, 18-0883
 Williams, D.R., 10-0614, 10-1661, 15-1160, 19-0708, 19-1149
 Williams, E.D., 19-0977
 Williams, F., 05-0326
 Williams, F.J., 10-0151, 18-0846
 Williams, F.V., 08-0219
 Williams, G.D., 15-2297
 Williams, G.H., 11-0589, 13-0736, 14-0027, 14-0031, 14-0288, 14-0325
 Williams, G.J., 19-0370
 Williams, G.J., 19-0374
 Williams, G.R., 02-0191
 Williams, I.D., 15-1825, 19-0583
 Williams, J., 08-0147
 Williams, J.K., 15-2192
 Williams, J.L.R., 15-2252
 Williams, J.M., 03-0053, 13-0274, 15-0446
 Williams, J.M.J., 10-0897, 10-1463, 13-0400, 13-0411, 13-0412, 15-0904, 17-0001
 Williams, K., 15-1049
 Williams, K.B., 05-0094
 Williams, K.J., 10-0916, 15-0268
 Williams, L., 14-0452
 Williams, L.M., 16-0848
 Williams, M.J., 16-0340
 Williams, M.R.V., 19-1171
 Williams, N.H., 04-0342
 Williams, P.H., 15-1776, 15-1789, 18-0366
 Williams, R., 16-0777
 Williams, R.V., 02-0290
 Williams, R.E., 10-0173, 12-0050, 12-0341, 16-1817, 16-2010
 Williams, R.H., 18-0449
 Williams, R.J., 17-0124, 17-0144
 Williams, R.M., 04-0134, 16-1448
 Williams, R.O., 15-1393, 17-0015
 Williams, R.V., 02-0280, 15-1997, 18-0642
 Williams, T., 04-0203
 Williams, T.J., 15-2435
 Williams, W.G., 18-0075
 Williamson, D.G., 19-0357
 Williamson, D.H., 15-0406
 Williamson, J.S., 16-0357, 19-1135
 Williamson, K.L., 01-0033
 Williard P.G., 08-0199, 04-0235, 04-0246, 05-0173, 05-0188, 05-0191, 05-0191, 08-0211, 08-0212, 08-0213, 10-0342, 10-0798, 19-0235
 Willis Jr., J.N., 04-0385
 Willis Jr., W.W., 17-0292
 Willis, A.C., 02-0241
 Willis, B.J., 17-0525
 Willis, C., 15-0485
 Willis, C.R., 19-1301, 19-1415
 Willis, D.M., 13-0730
 Willis, J.B., 10-0313
 Willis, M.C., 10-0621, 15-0993
 Willner, I., 02-0172, 02-0184, 02-0274, 02-0297
 Willoughby, C.A., 19-1154
 Wills, M., 15-1814, 19-1042
 Willson, T.M., 16-0743
 Willy, W.E., 04-0381, 10-1048
 Wilsey, S., 18-0533
 Wilshire, C., 16-1422
 Wilson Jr., E.B., 04-0296, 19-0288
 Wilson, A.A., 10-0060, 10-0395
 Wilson, A.C., 12-0509
 Wilson, B., 08-0238
 Wilson, C.C., 03-0070
 Wilson, C.L., 12-0026, 12-0027
 Wilson, C.V., 14-0425
 Wilson, D., 15-0878
 Wilson, D.R., 03-0156

- Wilson, E.B., **02-0035, 03-0051, 04-0265, 10-1240**
 Wilson, F.X., **10-1538, 17-0179**
 Wilson, G.E., **15-2190**
 Wilson, H., **05-0378, 10-0372, 10-0408**
 Wilson, H.R., **17-0527**
 Wilson, J., **13-0491**
 Wilson, J.D., **02-0100, 16-1805**
 Wilson, J.G., **10-1544**
 Wilson, J.M., **12-0664**
 Wilson, J.N., **15-0449**
 Wilson, J.R.H., **19-0118**
 Wilson, J.S., **19-1402**
 Wilson, J.Z., **10-0614**
 Wilson, K.R., **04-0094, 04-0187**
 Wilson, L.J., **15-1464**
 Wilson, M., **15-1254, 19-1628**
 Wilson, M.A., **15-1581**
 Wilson, N.D.V., **10-0726**
 Wilson, N.H., **15-2322, 18-0469, 18-0470**
 Wilson, P.W., **05-0346**
 Wilson, R.M., **05-0285, 07-0047, 07-0048**
 Wilson, S.E., **18-0840, 18-0845**
 Wilson, S.L., **14-0244**
 Wilson, S.R., **15-2334, 18-0901**
 Wilson, T., **16-0743**
 Wilson, V.P., **15-0167**
 Wilt, J.C., **10-1466**
 Wilt, J.K., **18-0056**
 Wilt, J.W., **14-0087, 15-0052, 15-0102, 18-0054, 18-0380**
 Wilterdink, R.J., **17-0524**
 Wilzbach, K.E., **04-0440**
 Wilzbach, K.E., **18-0494**
 Wimmer, E., **18-0669**
 Wims, A.I., **19-0423**
 Winand, R., **16-0578**
 Winans, C.G., **02-0101**
 Winchester, W.R., **05-0154, 05-0155, 12-0370**
 Wind, R.A., **05-0223**
 Winemiller, M.D., **05-0182**
 Winer, A.M., **05-0275**
 Wingard, A.K., **17-0240**
 Wingert, H., **12-0441, 15-2360, 18-0495, 18-0496**
 Wingrove, A.S., **05-0138**
 Winiarski, J., **13-0670, 13-0674**
 Winikov, E.H., **09-0037**
 Wink, D., **15-0463**
 Wink, D.J., **02-0254, 15-0843**
 Winkel, L., **13-0454**
 Winkler, A., **10-1599**
 Winkler, H.J.S., **03-0090, 04-0074, 04-0167**
 Winkler, J.D., **04-0235, 04-0246**
 Winkler, T., **10-1089, 15-1642, 16-1393, 18-0658**
 Winn, C.L., **16-0783, 16-1384**
 Winnik, M.A., **06-0011, 10-0450, 18-0374**
 Winotai, C., **19-0477**
 Winotapan, C., **16-0874**
 Winstein, S., **02-0348, 02-0350, 02-0350, 04-0347, 05-0126, 10-0055, 10-0060, 10-0062, 10-0066, 10-0066, 10-0070, 10-0105, 10-0106, 10-0107, 10-0123, 10-0130, 10-0131, 10-0132, 10-0134, 10-0148, 10-0152, 10-0156, 10-0158, 10-0170, 10-0171, 10-0174, 10-0177, 10-0216, 10-0282, 10-0334, 10-0419, 10-0427, 10-0430, 12-0008, 12-0009, 12-0034, 17-0010, 17-0035, 17-0069, 17-0070, 17-0072, 17-0077, 17-0116, 18-0015, 18-0028, 18-0055, 18-0076, 18-0103**
 Winter, A.H., **05-0410**
 Winter, J.E., **15-1731**
 Winter, J.G., **11-0587**
 Winter, J.J.G., **15-1680**
 Winter, J.N., **05-0296**
 Winter, M.J., **15-2362**
 Winter, P.R., **05-0269**
 Winter, R.A.E., **17-0338, 17-0342**
 Winter, R.E.K., **18-0472**
 Winter, R.L., **14-0048**
 Winter, S.B.D., **16-1601**
 Winter, S.R., **10-1814, 10-1843, 10-1844**
 Winter, W., **05-0230**
 Winterfeldt, E., **15-0048**
 Winterfeldt, E., **15-0079, 15-0088, 18-0691, 19-0010**
 Winterman, D.R., **08-0086**
 Wintermute, R.D., **18-0126**
 Winum, J.-Y., **18-0213**
 Wipf, P., **09-0092, 10-0235, 15-0907, 15-2016, 16-0687, 18-0661, 18-0679**
 Wipff, G., **05-0121**
 Wipke, W.T., **18-0115, 18-0535**
 Wippel, H.G., **16-1305**
 Wireko, F., **04-0142**
 Wirschun, W.G., **16-1457**
 Wirth, T., **14-0140, 15-1591, 19-0197**
 Wirthwein, R., **13-0049**
 Wirz, J., **07-0021, 02-0331, 02-0381, 02-0383, 02-0386, 02-0412, 05-0408, 08-0057, 12-0084, 12-0097, 12-0101, 12-0150, 15-0215**
 Wischmeyer, U., **15-0778**
 Wise, L.D., **04-0325, 19-1357**
 Wiseman, J.R., **04-0493, 04-0494, 04-0496, 10-0044, 10-0572**
 Wishnok, J.S., **18-0493**
 Wiskott, E., **15-2196**
 Wiskur, S.L., **10-1422**
 Wisotsky, M.J., **05-0048, 05-0061, 08-0022**
 Wistrand, L., **13-0115**
 Wistrand, L.-G., **13-0675, 13-0725, 14-0270**
 Wistuba, E., **18-0035, 18-0377**
 Witanowski, M., **05-0171**
 Witanowski, M., **05-0171**
 Witherington, J., **10-1538**
 Witholt, B., **19-0543, 19-0544, 19-0545, 19-0546, 19-1501**
 Witt, K.E., **19-1720**
 Witt, O.N., **11-0035**
 Witte, K., **10-0212, 10-0229**
 Wittenberg, R., **16-1976**
 Wittenberger, S.J., **15-1004, 16-1634**
 Wittig, C.M., **15-0030**
 Wittig, G., **04-0475, 04-0478, 04-0484, 05-0151, 08-0145, 10-1285, 12-0414, 13-0037, 13-0759, 13-0763, 14-0361, 15-2077, 15-2323, 16-1056, 16-1255, 16-1286, 16-1297, 16-1337, 17-0193, 17-0255, 18-0408**
 Wittman, M., **10-0855**
 Wittman, M.D., **19-0756**
 Wittmann, D.K., **10-1607**
 Witulski, B., **15-2382, 15-2384**
 Witz, M., **11-0314**
 Witzel, H., **05-0053, 10-0520**
 Wladislaw, B., **19-1782**
 Wligus, C.P., **16-0130**
 Wlodarczak, L., **15-1643**
 Wlostowski, M., **10-1801**
 Włostowski, J., **15-2268**
 Wnuk, T.A., **10-0964**
 Wo, S., **10-1797**
 Wodrich, M.D., **02-0040**
 Woell, J.B., **10-1859, 10-1860, 10-1861**
 Woerpel, K.A., **10-1433, 15-0736, 15-2297**
 Woggon, W., **19-0470**
 Woggon, W.-D., **19-1042**
 Wohl, J., **15-1166**
 Wohl, R.A., **17-0406**
 Wohlhieter, G.E., **15-1213**
 Wojciechowski, B.J., **19-0371**

- Wojciechowski, K., **10-1580, 13-0672**
 Wojciechowski, M., **10-0065**
 Wojcik, J.M., **13-0591**
 Wojnarowski, W., **10-0318, 18-0509**
 Wojtkowiak, B., **09-0016**
 Wojtkowski, P.W., **10-1651, 10-1760, 10-1760**
 Wójtowicz, H., **19-0707**
 Wolber, G.J., **10-0228**
 Wolckenhauer, S.A., **15-1000**
 Wold, S., **09-0029, 10-0178, 12-0063**
 Woldhuis, A.F., **11-0199**
 Wolf, A.D., **10-0188**
 Wolf, A.P., **11-0311, 13-0752, 14-0051, 18-0029, 18-0119, 18-0557**
 Wolf, C., **05-0351, 13-0504, 13-0544**
 Wolf, D.C., **18-0262**
 Wolf, G.C., **15-1600**
 Wolf, J.F., **05-0092, 08-0223, 08-0235, 19-0691**
 Wolf, L.B., **15-0395**
 Wolf, M.A., **16-0494**
 Wolf, P., **15-0075**
 Wolf, S., **07-0097, 16-1173**
 Wolf, S.A., **15-0084**
 Wolf, W., **14-0333, 14-0335**
 Wolfarth, E.F., **18-0710**
 Wolfe Jr., J.R., **10-0088**
 Wolfe, J.F., **13-0052, 13-0589, 16-1648, 16-1715**
 Wolfe, J.P., **13-0174, 13-0175, 13-0183, 13-0188, 13-0198, 13-0473, 19-0285**
 Wolfe, S., **04-0285, 04-0285, 04-0365, 05-0119, 05-0120, 05-0121, 10-0020, 10-0358, 10-0364, 10-0367, 10-0989, 10-1158, 15-1674, 15-1674, 16-0044, 16-1213, 19-0408, 19-1788**
 Wölfel, G., **10-0870**
 Wolfenden, J.H., **11-0109**
 Wolff, C., **02-0064, 04-0091**
 Wolff, H.P., **04-0119**
 Wolff, M.A., **15-0647, 15-0650**
 Wolfinger, M.D., **17-0346**
 Wolford, L.T., **10-1032**
 Wolford, R.K., **08-0231**
 Wolfrom, M.L., **19-0344**
 Wolfsberg, M., **02-0218, 06-0059**
 Wolfson, A., **19-0120**
 Wolinsky, J., **12-0164, 16-1465, 19-1582**
 Wolk, J.L., **10-0023, 10-0319**
 Wolke, S.I., **13-0481**
 Wolkoff, P., **17-0304**
 Wolkowski, J.P., **13-0583**
 Wollenberg, R.H., **16-1652, 16-1655**
 Wollmann, T.A., **16-1025**
 Wollweber, D., **05-0290**
 Wolman, Y., **08-0156, appendixA-0001**
 Wolner, D., **19-0065**
 Wolochowicz, I., **19-1712**
 Wolovsky, R., **02-0272, 02-0273, 02-0291, 14-0303, 18-0824, 18-0825**
 Wolter, D., **14-0292**
 Wolter, M., **13-0118, 13-0232**
 Wolters, E.T.M., **16-1843**
 Wolthus, E., **19-1465**
 Won, C.M., **11-0613**
 Won, H.S., **15-0835**
 Wong, A., **09-0105**
 Wong, C., **16-1521**
 Wong, C.-H., **16-0627, 16-1687**
 Wong, C.K., **14-0406, 19-1589**
 Wong, C.M., **10-1685, 16-0250, 18-0209, 19-1364**
 Wong, C.-H., **10-1642**
 Wong, H., **11-0436, 19-0664**
 Wong, H.C., **17-0234**
 Wong, H.L., **15-1885**
 Wong, H.N.C., **02-0243, 03-0155, 04-0407, 04-0410, 05-0324, 15-0128, 17-0192, 18-0161, 18-0569, 18-0580, 18-0614**
 Wong, H.S., **10-1451**
 Wong, J.C.Y., **18-0816**
 Wong, K.-T., **10-1155, 12-0459**
 Wong, K.-Y., **15-1133, 15-1762**
 Wong, K.-y., **16-0687**
 Wong, M., **07-0070**
 Wong, M.-K., **15-1746, 15-1768, 15-1773, 15-1779, 15-1768**
 Wong, M.S., **17-0234**
 Wong, M.Y.H., **19-0975**
 Wong, N.R., **18-0520**
 Wong, R.J., **17-0073**
 Wong, S.C., **08-0123**
 Wong, S.M., **12-0030**
 Wong, T., **17-0192**
 Wong-Ng, W., **01-0011**
 Woo, E.P., **02-0291, 02-0327**
 Woo, J.C., **19-0231**
 Woo, J.C.S., **18-0719**
 Woo, L.K., **16-1371**
 Wood Jr., B.F., **15-2090**
 Wood, C.D., **18-0836**
 Wood, D.E., **14-0040**
 Wood, F.K., **15-1024**
 Wood, H.G., **04-0253**
 Wood, J., **13-0114**
 Wood, J.L., **02-0080, 03-0067, 16-0343**
 Wood, J.T., **11-0616**
 Wood, L.S., **05-0342**
 Wood, M.L., **18-0288**
 Wood, M.R., **12-0313**
 Wood, N.F., **10-0571**
 Wood, P.D., **05-0384**
 Wood, S.E., **18-0255**
 Wood, T.R., **16-1881**
 Woodall, T.M., **19-1032**
 Woodard, D.L., **11-0311, 12-0178**
 Woodard, R.A., **15-0280**
 Woodard, R.W., **04-0021**
 Woodard, S.S., **04-0193, 15-1821, 15-1826**
 Woodburn, H.M., **appendixA-0001**
 Woodbury, R.P., **16-2019**
 Woodbury, R.P., **19-0059**
 Woodcock, D.J., **10-0393, 17-0243, 18-0099**
 Woodcock, H.L., **05-0337**
 Woodford, B., **16-1021**
 Woodgate, P.D., **12-0161, 14-0431, 15-1557, 15-1581, 15-1589, 15-1603, 15-1604, 15-1626, 15-1631, 19-1435**
 Woodgate, S.D., **15-1603**
 Woodling, R.E., **19-1018**
 Woodnutt, D.J., **18-0896**
 Woodruff, R.A., **16-1603**
 Woods, K.W., **15-1733**
 Woodward, R.B., **15-1683, 15-2053, 15-2098, 15-2103, 15-2106, 15-2114, 15-2116, 15-2258, 17-0355, 18-0393, 18-0474, 18-0476, 18-0525, 18-0526, 18-0531, 18-0622**
 Woodward, S., **08-0159, 15-1136, 15-1687, 16-0632, 19-1030, 19-1032**
 Woodworth, C.W., **01-0048, 15-0630**
 Woodworth, R.C., **05-0329, 15-2280, 15-2313**
 Woody, R.W., **04-0117**
 Woolf, J., **15-2041**
 Woolf, L.I., **17-0108, 17-0118**
 Woolley, G.T., **10-0228**
 Woosley, J., **10-0807**
 Worakun, T., **10-1243**
 Worden, S., **19-1335**
 Workman, P.S., **16-0659**
 Worley, J.W., **16-0004**
 Worm, K., **11-0462**
 Wormser, H.C., **14-0335**

- Worrall, J.M., **04-0372**
 Worrell, J.H., **10-0859**
 Worsch, D., **04-0164**
 Worthley, S., **19-1738**
 Wothers, P.D., **04-0454**
 Wotiz, J.H., **12-0065, 13-0080**
 Wovkulich, P.M., **10-1511**
 Woźniak, M., **13-0677**
 Wray, V., **04-0285, 10-0495**
 Wright, A., **18-0900**
 Wright, B.B., **05-0328**
 Wright, D.B., **15-2219**
 Wright, D.G., **17-0116**
 Wright, D.L., **18-0792, 18-0808**
 Wright, D.R., **17-0128**
 Wright, G.F., **02-0134, 16-2059**
 Wright, G.J., **09-0053, 11-0057, 11-0083, 11-0083, 11-0107**
 Wright, J.A., **15-1430**
 Wright, J.M., **18-0487**
 Wright, M., **17-0343**
 Wright, M.E., **10-1824**
 Wright, P.T., **15-2071**
 Wright, S.C., **02-0006, 15-0515**
 Wright, S.W., **16-0224**
 Wrighton, M., **07-0054**
 Wrighton, M.S., **15-0707**
 Wristers, J., **15-2199, 18-0500**
 Wroble, R.R., **19-1422**
 Wroblewski, A., **18-0298**
 Wroblewski, A.E., **04-0127, 04-0146, 15-0597**
 Wu, A., **14-0169, 14-0367, 16-2004, 17-0168, 17-0169, 17-0170, 18-0117, 19-1731**
 Wu, B., **13-0503, 15-1471**
 Wu, C., **11-0409**
 Wu, C.Y., **08-0029, 08-0031**
 Wu, D.K., **16-1219**
 Wu, E.S.C., **17-0340**
 Wu, F., **16-0687**
 Wu, G., **10-0430, 10-0444, 19-1186**
 Wu, H., **16-1258, 16-1362, 16-1644, 19-1263**
 Wu, H.-C., **19-1560**
 Wu, H.-H., **16-0150**
 Wu, H.-P., **15-0603, 15-0604**
 Wu, J., **09-0105, 10-0674, 10-0924, 10-1571, 13-0385, 13-0443, 16-1258, 19-1028, 19-1148**
 Wu, J.X., **10-1088**
 Wu, J.-D., **16-1067**
 Wu, J.-S., **10-0879**
 Wu, J.H., **15-1050, 15-1096**
 Wu, J.X., **13-0126, 13-0270**
 Wu, L., **10-0584**
 Wu, L.-L., **19-1644**
 Wu, M.-J., **15-0481, 15-0918**
 Wu, M.-S., **15-2373, 15-2387**
 Wu, M.-Y., **15-0933**
 Wu, M.H., **10-0677**
 Wu, M.J., **16-1671**
 Wu, P., **12-0370, 18-0687**
 Wu, Q.-Q., **16-0253**
 Wu, R., **16-0500**
 Wu, S., **04-0180, 10-1273, 10-1279, 10-1309, 15-0286, 15-0603, 15-0821, 15-0966, 17-0060, 19-1028**
 Wu, S.-H., **15-0508, 15-0566, 16-0662**
 Wu, T., **12-0598**
 Wu, T.-F., **15-0519, 19-1042**
 Wu, T.R., **16-0699**
 Wu, T.Y.H., **07-0118**
 Wu, W., **15-0422, 15-0744, 16-1155, 19-1617**
 Wu, W.-X., **15-0065**
 Wu, X., **11-0245, 19-1042, 19-1631**
 Wu, X.-M., **15-0985**
 Wu, X.-Y., **15-1773**
 Wu, Y., **03-0133, 10-1391, 13-0237, 15-1230, 18-0735, 19-0952**
 Wu, Y.-C., **16-1671**
 Wu, Y.-D., **15-1696, 15-1939, 15-2118, 16-1037**
 Wu, Y.-g., **16-1538**
 Wu, Y.-H., **16-1360**
 Wu, Y.-J., **07-0120, 13-0138, 13-0213, 13-0345**
 Wu, Y.-W., **18-0061, 06-0077**
 Wu, Z., **10-0509, 13-0005, 13-0341, 13-0711, 15-1766, 15-1768, 15-1773, 16-0444, 16-0457, 16-0459, 16-0700, 19-1199**
 Wu, Z.-W., **10-0879**
 Wuchrer, M., **18-0822**
 Wudl, F., **02-0356**
 Wüest, H., **18-0407, 19-0451**
 Wulf, C.M., **18-0611**
 Wulff, C., **16-0234**
 Wulff, W.D., **10-0151, 15-1926, 15-2412, 18-0361, 19-1374**
 Wulfman, D.S., **13-0684, 13-0690, 13-0693, 14-0349, 15-2292, 17-0281**
 Wüllner, R., **18-0646**
 Wunderli, A., **18-0658**
 Wunderlich, D., **15-0723**
 Wunderlich, K., **10-0739**
 Würthwein, E.-U., **04-0070, 16-0292**
 Wustrow, D.J., **19-1357**
 Wuts, P.G.M., **10-0613, 10-0895, 16-1578, 16-1761**
 Wuyts, H., **12-0465**
 Wuyts, S., **19-0120**
 Wuzik, A., **13-0237**
 Wyatt, J.K., **18-0487**
 Wyatt, J.L., **05-0284**
 Wyatt, P.A.H., **07-0016**
 Wyatt, R.J., **01-0087**
 Wyckoff, J.C., **12-0724, 14-0065, 14-0154**
 Wylie, W.A., **13-0018**
 Wyman, B.M., **15-1513**
 Wyman, D.P., **14-0148**
 Wyman, W.E., **18-0280**
 Wyn-Jones, E., **04-0277, 04-0282**
 Wynberg, H., **04-0024, 04-0010, 04-0136, 04-0149, 04-0186, 11-0480, 14-0404, 15-0008, 15-1806, 16-0103, 16-0695, 16-2077, 16-2079, 19-1587, 19-1738**
 Wynn, T., **16-0643, 16-1110**
 Wynne, J.H., **16-0188**
 Wynne-Jones, K.M.A., **16-0044**
 Wysocki, D.C., **02-0316**
 Wysong, R.D., **11-0259**
 Xi, C., **10-1779, 15-0799, 16-2000**
 Xi, F., **19-1181**
 Xi, Z., **15-0799, 15-1455, 15-1456**
 Xia, A.X., **15-0272**
 Xia, C., **10-0737, 19-0573**
 Xia, C.-G., **10-0932, 10-1163, 13-0112, 15-1288, 15-1309, 15-1319, 15-1765, 16-0420, 16-0947**
 Xia, G., **16-0640, 19-1684**
 Xia, L., **02-0392**
 Xia, L.-J., **10-0924**
 Xia, M., **10-1425, 13-0356, 13-0437**
 Xia, W., **12-0292, 16-0835**
 Xia, W.-J., **19-0082**
 Xia, W.J., **19-1384**
 Xia, X., **10-0018**
 Xian, M., **18-0906**
 Xiang, B., **05-0182, 15-2296**
 Xiang, J., **10-1773, 15-1405**
 Xiao, C., **12-0437**
 Xiao, D., **15-0610, 19-1155**
 Xiao, J., **10-1457, 13-0496, 13-0498, 15-1488, 19-1042**
 Xiao, J.-P., **19-0292**
 Xiao, L., **10-0737**
 Xiao, W., **16-0354**
 Xiao, W.-J., **15-1398, 15-1401**
 Xiao, Y., **09-0113, 15-2041**
 Xiaoding, X., **18-0826**

- Xiaofeng, G., **02-0120**
 Xiaohui, Z., **10-0592**
 Xidos, J.D., **15-2062**
 Xie, C., **05-0293**
 Xie, D., **12-0275, 13-0424**
 Xie, H., **15-0287, 19-0241**
 Xie, J.-H., **15-0604, 15-1136, 19-1028**
 Xie, L., **12-0098, 12-0419, 16-0977**
 Xie, Q., **12-0581**
 Xie, R., **19-1035**
 Xie, R.-G., **13-0206, 16-0549**
 Xie, W., **16-1962**
 Xie, X., **13-0413, 15-0772**
 Xie, Y., **02-0251, 18-0503**
 Xie, Y.-X., **13-0542, 15-2372**
 Xie, Y.-Y., **19-0528**
 Xin, X.-Q., **19-0141**
 Xin, Y., **10-0467, 16-0834**
 Xing, L., **15-0604**
 Xiong, H., **12-0598**
 Xiong, W., **16-0552**
 Xiong, Y., **10-0046, 13-0645**
 Xiu, C.-G., **19-0617**
 Xodo, L.E., **04-0333**
 Xu, B., **18-0581**
 Xu, C., **10-1326**
 Xu, C.-Z., **19-0617**
 Xu, D., **15-1658, 15-1693, 15-1704, 16-1825**
 Xu, D.Q., **10-0594**
 Xu, F., **15-1038**
 Xu, G., **13-0156, 15-0425**
 Xu, H., **16-0767**
 Xu, J., **16-0462, 16-0549, 16-0552, 16-0628, 16-0774, 19-1054**
 Xu, J.-H., **13-0177, 13-0558**
 Xu, K.-C., **16-0590**
 Xu, L., **10-1453, 10-1457, 15-1125, 19-0107, 19-1630**
 Xu, L.-W., **10-0932, 10-1163, 13-0112, 15-1288, 15-1309, 15-1319**
 Xu, M.-H., **19-1697**
 Xu, Q., **15-1379, 15-1380, 16-0687**
 Xu, Q.-h., **19-0919**
 Xu, Q.-Y., **15-1509**
 Xu, R., **16-0645**
 Xu, W., **15-2016, 16-1910**
 Xu, X., **15-0354, 15-1614, 15-1896, 15-1944, 16-0661, 16-0798, 16-0980, 17-0385**
 Xu, X.-H., **19-1644**
 Xu, Y., **12-0171**
 Xu, Y.-J., **15-1128**
 Xu, Y.-M., **16-0791, 16-0796, 16-0802, 16-0897**
 Xu, Y.;Lu, M., **19-0174**
 Xu, Z., **03-0133, 15-0710, 16-0549, 16-0552**
 Xu, Z.-B., **13-0171**
 Xu, Z.-N., **19-0093, 19-0094**
 Xu, Z.Y., **10-0594**
 Xue, D., **15-0575**
 Xue, L., **04-0349**
 Xuong, N.D., **11-0655**
 Yabe, A., **10-1229**
 Yabe, M., **15-1341**
 Yablokov, V.A., **18-0376**
 Yabu, M., **16-0617**
 Yadani, N., **10-1796**
 Yadav, J.C., **18-0662**
 Yadav, J.S., **09-0115, 10-0556, 10-0682, 10-0822, 10-0823, 10-0862, 10-0865, 10-0930, 10-0942, 10-0958, 10-0963, 10-1195, 10-1549, 10-1550, 10-1570, 10-1574, 11-0195, 11-0219, 11-0394, 11-0435, 13-0147, 13-0159, 13-0655, 14-0308, 15-1004, 15-1035, 15-1327, 15-1340, 15-1606, 15-2134, 16-0065, 16-0080, 16-0090, 16-0149, 16-0167, 16-0169, 16-0233, 16-0252, 16-0279, 16-0324, 16-0332, 16-0383, 16-0604, 16-0749, 16-0763, 16-0871, 16-0930, 16-1174, 16-1175, 16-1374, 16-1476, 16-1531, 16-1608, 16-1611, 16-1748, 16-1906, 17-0366, 17-0399, 17-0439, 18-0301, 18-0608, 19-0031, 19-0032, 19-0302, 19-0864, 19-1022, 19-1031, 19-1214, 19-1253, 19-1541, 19-1551, 19-1594, 19-1599, 19-1613, 19-1758**
 Yadav, L.D.S., **10-0626**
 Yadav, V.K., **10-1177, 11-0332, 15-0829, 15-1791, 15-1800, 16-0008**
 Yadav-Bhatnagar, N., **13-0224**
 Yadov, J.S., **16-1341**
 Yaeger, D.B., **15-0004, 15-0033**
 Yager, W.A., **05-0328, 05-0342, 05-0345, 05-0399, 05-0400**
 Yaghmaie, F., **15-0458**
 Yagi, K., **15-0158, 15-2427**
 Yagi, M., **19-0915**
 Yagihashi, F., **18-0338**
 Yagodin, V.G., **18-0713**
 Yaguchi, Y., **15-1586**
 Yagupol'skii, L.M., **16-0448**
 Yahner, J.A., **16-2038**
 Yajima, H., **04-0212**
 Yakabe, S., **12-0113, 15-0496, 15-1528, 19-0688, 19-0919**
 Yakebayashi, M., **13-0380**
 Yakobson, G.G., **11-0339, 13-0076, 13-0085, 17-0308**
 Yakovleva, O.P., **04-0372**
 Yakura, T., **18-0360**
 Yakushina, L.M., **15-0295**
 Yalovskaya, A.I., **10-1087**
 Yamabe, S., **10-0375, 15-0828, 15-2004, 15-2197, 16-0464, 18-0071**
 Yamabe, T., **05-0111, 12-0087**
 Yamada, C., **05-0275**
 Yamada, H., **18-0488, 19-1254**
 Yamada, I., **15-1125**
 Yamada, J., **15-1170, 15-1843, 16-1905**
 Yamada, K., **10-1129, 10-1415, 15-0828, 16-1639**
 Yamada, K.-i., **15-1125, 15-1297, 16-0418**
 Yamada, M., **10-0702, 10-1805, 15-1427, 16-0816, 16-1839**
 Yamada, N., **10-1797**
 Yamada, S., **04-0145, 12-0588, 12-0691, 12-0695, 13-0694, 16-1686**
 Yamada, T., **12-0546, 15-0185, 15-0569, 15-1697, 15-1886, 15-2130, 16-0731, 16-1422, 19-0029, 19-0480, 19-0661, 19-0901, 19-0923**
 Yamada, Y., **04-0193, 10-122, 10-1823, 12-022, 14-0279, 16-2024**
 Yamada, Y.M.A., **16-1043, 19-0761**
 yamada, M., **10-1137**
 Yamaga, T., **15-0621**
 Yamagami, M., **12-0718, 18-0884**
 Yamagishi, F.G., **18-0391**
 Yamagiwa, N., **15-1303, 16-1041**
 Yamago, S., **15-1974**
 Yamaguchi, F., **04-0169, 13-0019**
 Yamaguchi, H., **03-0186, 17-0369, 18-0840, 18-0843**
 Yamaguchi, J., **19-0287, 19-0505, 19-0507**
 Yamaguchi, J.-i., **16-1708**
 Yamaguchi, K., **03-0185, 03-0189, 03-0197, 03-0210, 05-0160, 13-0399, 15-1731, 15-1741, 15-1745, 15-1951, 16-0133, 16-1041, 16-1914, 19-0120, 19-0278, 19-0571, 19-1677**

- Yamaguchi, M., **10-0831**,
10-1777, **11-0330**, **12-0069**,
13-0538, **15-0612**, **15-0780**,
15-1011, **15-1037**, **15-1427**,
16-1488, **16-1489**, **16-1655**,
16-1968, **17-0202**, **18-0331**,
19-0900, **19-1302**, **19-1358**,
19-1418
- Yamaguchi, R., **10-0882**,
10-0905, **11-0357**, **13-0663**,
15-0558, **17-0175**, **19-0690**
- Yamaguchi, S., **04-0107**,
04-0202, **16-0823**,
19-0934
- Yamaguchi, T., **14-0008**
- Yamaguchi, Y., **05-0331**,
15-1136, **16-1491**
- Yamaichi, A., **15-1114**
- Yamaji, M., **10-0712**
- Yamakawa, K., **16-0938**,
16-1220, **18-0194**
- Yamakawa, T., **15-0750**
- Yamakawa, Y., **15-0280**,
15-0281
- Yamaki, T., **15-0804**
- Yamamiya, Y., **10-0704**
- Yamamoto H., **16-0645**
- Yamamoto, A., **10-1306**,
10-1868, **10-1869**, **10-1871**,
11-0342, **12-0278**, **12-0693**,
14-0299, **16-0620**, **16-0713**,
16-1106, **16-1442**, **18-0189**,
19-1769
- Yamamoto, C., **19-1679**
- Yamamoto, D., **04-0282**
- Yamamoto, G., **02-0322**,
03-0045, **04-0507**, **10-0404**,
12-0344
- Yamamoto, H., **10-0935**,
10-1040, **10-1120**, **10-1257**,
10-1260, **10-1438**, **10-1490**,
10-1522, **10-1550**, **10-1637**,
10-1637, **10-1709**, **11-0412**,
11-0413, **12-0158**, **12-0202**,
12-0368, **12-0521**, **14-0208**,
14-0213, **15-0223**, **15-0704**,
15-0707, **15-0750**, **15-0786**,
15-0971, **15-1741**, **15-2009**,
15-2063, **15-2344**, **16-0150**,
16-0508, **16-0618**, **16-0626**,
16-0640, **16-0640**, **16-0657**,
16-0676, **16-0754**, **16-0844**,
16-0855, **16-1006**, **16-1029**,
16-1046, **16-1047**, **16-1051**,
16-1054, **16-1094**, **16-1096**,
16-1121, **16-1235**, **16-1328**,
16-1329, **16-1418**, **16-1487**,
16-1530, **16-1671**, **16-1785**,
16-1801, **17-0162**, **17-0277**,
17-0410, **18-0143**, **18-0158**,
18-0339, **18-0340**, **18-0341**,
18-0551, **19-0946**, **19-0965**,
19-1244, **19-1684**
- Yamamoto, I., **13-0314**
- Yamamoto, J., **16-0268**,
18-0702, **18-0880**
- Yamamoto, K., **02-0070**,
02-0303, **02-0328**, **04-0079**,
04-0177, **04-0468**, **04-0470**,
12-0537, **15-0598**, **15-0742**,
15-0828, **15-1665**, **16-1195**,
19-0690
- Yamamoto, M., **15-1731**,
18-0229, **18-0465**, **19-0934**
- Yamamoto, N., **10-0672**,
10-1453
- Yamamoto, O., **18-0637**
- Yamamoto, S., **10-1375**,
12-0319, **12-0473**, **16-1759**,
18-0440
- Yamamoto, S.-y., **16-1892**
- Yamamoto, T., **03-0129**,
04-0229, **10-1440**, **10-1868**,
10-1871, **12-0246**, **12-0278**,
13-0218, **16-0209**
- Yamamoto, Y., **10-0234**,
10-0958, **10-1126**, **10-1261**,
10-1375, **10-1443**, **10-1509**,
10-1544, **13-0303**, **13-0667**,
14-0395, **15-0179**, **15-0211**,
15-0350, **15-0354**, **15-0362**,
15-0745, **15-0766**, **15-0771**,
15-0787, **15-0823**, **15-0854**,
15-0892, **15-0898**, **15-0931**,
15-0938, **15-0940**, **15-1082**,
15-1085, **15-1092**, **15-1126**,
15-1156, **15-1170**, **15-1313**,
15-1391, **15-1439**, **15-2171**,
15-2363, **15-2370**, **15-2372**,
15-2372, **15-2379**, **15-2384**,
15-2388, **15-2389**, **15-2393**,
15-2401, **16-0491**, **16-0493**,
16-0566, **16-0613**, **16-0871**,
16-0910, **16-0911**, **16-1017**,
16-1032, **16-1905**, **18-0429**,
18-0733, **19-0747**, **19-0896**,
19-1006, **19-1058**, **19-1330**,
19-1337, **19-1451**, **19-1678**,
19-1679
- Yamamoto, Y., **15-2379**
- Yamamura, G.-h.,
16-1892
- Yamamura, H., **15-0707**,
16-0600
- Yamamura, K., **03-0101**,
10-1795
- Yamamura, M., **10-1270**
- Yamamura, S., **10-1815**,
19-1434
- Yamanaka, H., **19-0244**
- Yamanaka, M., **04-0061**,
14-0175, **15-0989**, **15-1063**,
16-0902
- Yamanaka, R., **19-1022**,
19-1023
- Yamanashi, M., **15-0808**
- Yamane, M., **15-1362**
- Yamaoka, M., **19-1387**
- Yamaoka, Y., **15-0394**,
10-1418
- Yamasaki, A., **11-0328**
- Yamasaki, K., **05-0351**,
13-0430, **15-1024**
- Yamasaki, M., **15-0983**
- Yamasaki, N., **15-0155**
- Yamasaki, R., **10-0652**
- Yamasaki, S., **10-1093**,
15-1568, **15-1874**
- Yamase, Y., **11-0422**, **11-0452**
- Yamashina, N., **12-0538**
- Yamashita, A., **12-0067**,
19-1772
- Yamashita, F., **15-0735**
- Yamashita, H., **15-0238**,
15-0239
- Yamashita, K., **10-0882**,
12-0087, **15-1457**
- Yamashita, M., **10-1304**
- Yamashita, M., **10-1453**,
10-1654, **10-1697**, **10-1815**,
10-1817, **10-1845**, **12-0532**,
12-0540, **13-0617**, **16-0086**,
18-0352, **19-1119**, **19-1606**,
19-1670
- Yamashita, S., **16-0645**
- Yamashita, T., **10-0729**,
10-0965, **16-1990**
- Yamashita, Y., **15-1935**,
15-2128, **16-1121**, **16-1124**
- Yamataka, H., **05-0314**,
06-0067, **10-0027**, **10-0170**,
10-0202, **16-0530**, **16-0535**,
16-0538, **16-1294**, **19-0974**
- Yamatake, T., **19-0475**
- Yamato, E., **17-0459**
- Yamato, M., **04-0275**, **05-0351**
- Yamauchi, A., **12-0720**
- Yamauchi, H., **19-1254**,
15-0923, **19-0650**
- Yamauchi, S., **16-0452**, **19-0922**
- Yamaura, Y., **12-0386**
- Yamawaki, J., **10-0171**,
10-0971, **16-2045**, **19-0106**
- Yamazaki, A., **10-1779**
- Yamazaki, H., **10-1719**,
13-0615, **15-1262**, **15-2236**,
15-2247, **15-2405**, **15-2405**,
19-0899, **19-1306**
- Yamazaki, J., **14-0096**
- Yamazaki, N., **16-0436**

- Yamazaki, O., 13-0321, 13-0327
 Yamazaki, S., 15-0828, 15-2197, 16-0464, 19-0275, 19-0276, 19-0281, 19-0287, 19-0420, 19-0636, 19-0800
 Yamazaki, T., 10-0678, 10-1558, 15-0849
 Yamazaki, Y., 19-0276
 Yambushev, F.D., 04-0044
 Yamdagni, R., 08-0224, 08-0225, 08-0226, 08-0227
 Yampolsky, I.V., 16-1969, 16-1970
 Yamshita, Y., 16-0935
 Yan, J., 04-0130, 10-0509, 19-0341, 19-1199
 Yan, L., 04-00399
 Yan, M., 13-0206, 15-1133, 15-1136, 15-1138, 15-1509
 Yan, S., 05-0372, 12-0346, 16-0278
 Yan, T.-H., 16-1029, 16-1030, 16-1360, 19-1314, 16-1359
 Yan, W., 16-0552
 Yan, W.-J., 16-0549
 Yan, Y.-L., 12-0145, 15-0867, 15-0891
 Yanada, K., 10-0827, 16-1525, 17-0373, 17-0377, 10-0827
 Yanada, R., 15-0922, 15-0922, 15-0923, 15-1670, 16-1525, 17-0373, 17-0377
 Yanagi, J., 04-0470
 Yanagi, K., 10-0691
 Yanagi, T., 13-0471, 16-1657
 Yanagi, T., 19-1035
 Yanagihara, H., 10-1869
 Yanagihara, K., 02-0303, 02-0328
 Yanagihara, R., 03-0149, 11-0507
 Yanagisawa, A., 10-0935, 10-1260, 10-1490, 10-1550, 16-0618, 16-0640, 16-0657, 16-0754, 16-0844, 16-1006, 16-1121
 Yanagisawa, K., 10-1270
 Yanagisawa, M., 19-0243
 Yanagisawa, Y., 19-0689
 Yanai, H., 10-1822
 Yanase, M., 19-0169
 Yanchang, S., 02-0090
 Yandovskii, V.N., 10-1035, 18-0136, 19-0786
 Yanella, J., 11-0257
 Yáñez, M., 02-0082
 Yang, B., 18-0514, 19-1705
 Yang, B.-Y., 16-1012
 Yang, B.H., 13-0226, 13-0473, 19-1483
 Yang, B.Q., 19-0037
 Yang, C., 10-0046, 13-0274, 13-0401, 15-0803, 19-0452
 Yang, C.-T., 16-1438
 Yang, C.C., 16-1848
 Yang, D., 10-0584, 12-0145, 13-0401, 13-0571, 15-0867, 15-0891, 15-1768, 15-1772, 15-1773, 15-1778, 15-1779, 19-0402
 Yang, D.-H., 16-0063, 16-0094
 Yang, D.H., 07-0048, 07-0082, 16-1471
 Yang, D.T.C., 19-1462
 Yang, F., 16-0150
 Yang, G., 04-0370, 16-1155
 Yang, G.-s., 10-1387, 19-1035
 Yang, H., 10-0215, 11-0431, 12-0370
 Yang, H.-C., 16-1640
 Yang, H.-Y., 15-1136
 Yang, I., 13-0150
 Yang, J., 15-2361, 16-1477
 Yang, J.-D., 19-0800
 Yang, J.W., 15-1695
 Yang, K., 15-1552, 16-0044, 16-0330, 18-0777, 19-1583
 Yang, K.-S., 16-0777, 16-0788
 Yang, L., 05-0212, 16-0687, 16-0939
 Yang, L.-W., 15-1133
 Yang, L.-M., 10-1282
 Yang, M., 15-2354, 19-0823
 Yang, N.C., 07-0048, 14-0262, 16-1471, 16-2084, 16-2085, 17-0343
 Yang, P.-Y., 15-0527
 Yang, S., 05-0069, 12-0298, 19-0934
 Yang, S.-C., 10-0881
 Yang, S.H., 13-0259, 13-0567, 15-2219, 17-0436
 Yang, T., 13-0153
 Yang, T.-H., 07-0051
 Yang, T.-K., 15-1139, 15-1480, 16-0687, 19-1031, 19-1035, 19-1052
 Yang, T.-k., 16-0687
 Yang, W.K., 16-0693
 Yang, X.-F., 15-1373, 16-0667
 Yang, X.-L., 19-1090
 Yang, X.-w., 16-0687
 Yang, Y., 04-0270, 12-0739, 16-0591, 16-0594, 16-0639, 16-0660, 16-1856, 16-1913
 Yang, Y.-H., 18-0581
 Yang, Y.-I., 08-0114
 Yang, Z., 11-0436, 11-0439, 13-0362, 13-0365, 13-0401, 13-0443, 13-0548, 15-0245, 15-1405, 16-0847
 Yang, Z.-Z., 04-0241
 Yanga, B., 10-0768
 Yanigisawa, A., 16-1121
 Yanik, M.M., 08-0196
 Yannoni, C.S., 02-0228, 02-0356, 05-0020, 05-0077, 10-0183, 10-0200, 11-0016
 Yannoni, N., 05-0230
 Yano, K., 10-0148
 Yano, T., 16-1681
 Yano, Y., 10-0372, 17-0065
 Yanovskaya, L.A., 10-1583, 12-0057, 15-0992, 15-1011
 Yans, S.-M., 13-0448
 Yany, F., 17-0415
 Yao, C.-F., 10-1379, 13-0753, 15-1149
 Yao, G., 05-0392
 Yao, H., 15-1793
 Yao, H.C., 12-0192
 Yao, M.-L., 12-0282
 Yao, Q., 13-0401, 15-1670, 18-0061, 18-0774, 18-0776, 18-0789, 18-0810
 Yao, S., 15-2146, 16-0912
 Yao, T., 15-0228
 Yao, X., 15-0413, 15-0895, 15-2301
 Yao, Z., 15-0483
 Yao, Z.-P., 16-0655, 19-1226, 19-1325
 Yaozeng, H., 02-0090
 Yap, G.P.A., 04-0082, 14-0216, 14-0324, 18-0599
 Yarwood, A.J., 04-0469
 Yasaka, S., 16-0547
 Yashima, E., 04-0087
 Yashkina, L.V., 16-1444
 Yashunskii, V.G., 02-0341
 Yaskova, M.S., 11-0174
 Yaslak, S., 18-0567
 Yasman, Ya.B., 10-0528
 Yasmeen, N., 16-0125
 Yasohara, Y., 19-1022
 Yasuda, K., 15-1042, 19-0072, 19-0677
 Yasuda, M., 10-0965, 10-1093, 10-1515, 10-1627, 15-0319, 15-1061, 16-0458, 16-0609, 16-0620, 16-0822, 16-0871, 18-0613, 19-1101, 19-1359
 Yasuda, N., 16-0280, 16-0630
 Yasue, K., 10-0935, 10-1550, 16-0657, 16-0844
 Yasuhara, F., 04-0107, 19-0934
 Yasuhara, T., 12-0735, 16-1760

- Yasuhara, Y., **11-0503, 11-0504**
 Yasui, M., **18-0466**
 Yasukata, T., **18-0112**
 Yatagai, H., **10-1261, 10-1375, 14-0395**
 Yates Jr., J.T., **15-0457**
 Yates, B.F., **04-0279, 18-0383**
 Yates, B.L., **17-0494**
 Yates, J.B., **10-1262**
 Yates, K., **02-0008, 02-0012, 08-0024, 08-0026, 08-0038, 08-0116, 08-0117, 08-0118, 08-0119, 08-0123, 12-0149, 15-0005, 15-0013, 15-0015, 15-0016, 15-0087, 15-0256, 15-2106, 16-1556, 16-1559, 16-1597, 16-1598, 18-0477**
 Yates, P., **15-2004**
 Yato, M., **11-0477, 19-1441, 19-1471**
 Yats, L.D., **11-0600**
 Yatsugi, K., **10-0441**
 Yatsugi, K.-i., **10-0440**
 Yau, M., **18-0813**
 Yavari, I., **01-0087, 10-0200, 16-0578, 19-1656**
 Yazawa, H., **15-0380**
 Yazawa, N., **13-0752**
 Yazdi, S.N., **13-0658**
 Yde, B., **16-0220, 16-1807**
 Ye, C., **15-1533**
 Ye, Q., **05-0349, 05-0350**
 Ye, S., **16-0835, 19-1584**
 Ye, T., **12-0352, 12-0357, 15-2286**
 Ye, X.-R., **19-0141**
 Yee, H., **19-0671**
 Yee, K.C., **17-0048, 17-0052, 17-0054**
 Yee, N.K., **16-0462**
 Yeh, K.-L., **17-0185**
 Yeh, L.L., **12-0052**
 Yeh, M., **18-0534**
 Yeh, M.C.P., **10-1364, 12-0437, 12-0599, 16-0480, 16-1897**
 Yeh, V.S.C., **16-1162**
 Yen, C., **10-0179**
 Yen, V.Q., **15-1653**
 Yeroushalmi, S., **02-0348, 05-0126**
 Yeske, P.E., **15-1978**
 Yet, L., **16-1448**
 Yeung, B.A., **16-0009**
 Yeung, C.-h., **19-1031**
 Yeung, E.S., **04-0127, 04-0146, 15-0597**
 Yeung, K.-S., **11-0439**
 Yeung, Y.-Y., **13-0478**
 Yi, B., **15-0604**
 Yi, K.Y., **17-0487, 19-1301**
 Yi, R., **10-0024**
 Yi, X.-H., **16-0587**
 Yijun, C., **16-2099**
 Yin, J., **10-0783, 10-1086, 12-0285, 13-0183, 13-0226, 13-0508, 16-1883**
 Yin, L., **16-0170**
 Yin, X.-x., **19-1040**
 Yin, Y., **10-0574, 12-0298, 15-0251, 15-1139**
 Ying, J., **15-0244**
 Ying, T., **16-1910**
 Ying, Y., **14-0002**
 Yinglin, H., **10-0992**
 Yip, C.-W., **16-0680**
 Yip, C.W., **15-1844**
 Yip, R.W., **07-0053**
 Yip, Y., **04-0410, 15-0128, 18-0067, 18-0161, 18-0569, 18-0580, 18-0614**
 Yip, Y.-C., **15-1768, 15-1773, 15-1768**
 Yli-Kauhaluoma, J., **15-2038**
 Yliniemelä, A., **16-1214**
 Yoakim, C., **10-0614, 10-0706**
 Yoda, H., **16-1196**
 Yoder, R.A., **16-0919**
 Yogo, T., **18-0435**
 Yogodzinski, L.H., **13-0773**
 Yoh, S., **10-0304**
 Yohitake, J., **12-0537**
 Yokayama, J.-i., **10-1454**
 Yokoa, K., **10-1862**
 Yokomichi, Y., **02-0160**
 Yokoshima, S., **16-1990**
 Yokota, K., **11-0052, 15-2383, 16-1977, 16-1978**
 Yokota, M., **15-0576**
 Yokota, N., **15-1011**
 Yokota, T., **13-0371, 15-1404**
 Yokoya, S.-i., **16-1307**
 Yokoyam, S., **16-0686**
 Yokoyama, C., **13-0415**
 Yokoyama, H., **15-1855**
 Yokoyama, K., **15-1855**
 Yokoyama, M., **10-0710, 10-1089, 11-0285, 14-0345, 16-0433, 16-0509, 16-1250, 16-1728, 17-0472, 19-1629**
 Yokoyama, S., **19-1481**
 Yokoyama, T., **15-0155, 15-1337, 18-0127, 18-0316**
 Yokoyama, Y., **04-0075, 16-1008, 16-1854**
 Yokozawa, T., **10-1203, 16-0380**
 Yomioka, K., **16-0866**
 Yonashiro, M., **10-1611**
 Yoneda, E., **15-1399, 15-1407, 15-1468, 15-1469, 15-1470**
 Yoneda, N., **10-1044, 10-1045, 10-1084, 10-1145, 10-1834, 10-1836, 11-0358, 13-0705, 13-0718, 15-0168, 15-1520, 18-0378**
 Yoneda, R., **16-1425, 16-1459**
 Yonekura, T., **02-0069**
 Yonemitsu, O., **12-0476, 19-1307**
 Yonemitsu, T., **10-0596**
 Yonemura, K., **14-0247, 19-1678**
 Yonemushi, Y., **16-0931**
 Yoneoka, A., **10-0584**
 Yonetani, M., **03-0146**
 Yoneyama, Y., **02-0303, 02-0304, 02-0306, 02-0328**
 Yonezawa, S., **11-0126**
 Yong, K.H., **10-1276, 16-0467**
 Yong, K.S., **18-0509**
 Yong, L., **15-2364**
 Yoo, B.R., **10-1194**
 Yoo, B.W., **16-1994, 19-1549, 19-1550, 19-1600, 19-1611, 19-1612, 19-1685**
 Yoo, E.S., **10-1083**
 Yoo, H.Y., **18-0658, 18-0707**
 Yoo, K.H., **14-0061**
 Yoo, M.-S., **15-1302**
 Yoo, M.-s., **10-1657**
 Yoo, S.H., **15-2017**
 Yoon, C.-O.M., **19-0998, 19-1324**
 Yoon, C.H., **12-0372, 13-0439, 17-0234**
 Yoon, C.M., **15-0494, 16-0351, 16-0352, 19-0998, 19-1324, 19-1600, 19-1612, 19-1751**
 Yoon, D.C., **12-0184**
 Yoon, D.Y., **04-0293**
 Yoon, K.B., **10-1052**
 Yoon, M.S., **19-1105**
 Yoon, N.M., **15-0495, 15-0503, 15-0568, 16-0360, 16-0548, 16-1535, 19-0877, 19-0882, 19-0885, 19-0886, 19-0887, 19-0889, 19-1078, 19-1107, 19-1209, 19-1299**
 Yoon, S.-K., **13-0561, 16-0739**
 Yoon, S.Y., **12-0122**
 Yoon, Y.-J., **16-1751**
 Yoon, Y.-A., **19-1042**
 Yoon, Y.-J., **16-1536, 16-1866**
 Yoon, Y.-y., **10-1593**
 Yoon, Y.A., **15-1436**
 Yorimitsu, H., **10-1393, 10-1398, 10-1550, 10-1625, 12-0502, 13-0433, 13-0438, 14-0009, 15-0305, 15-0863, 15-0869, 15-0942, 15-1206,**

- 15-1208, 15-1252, 15-1254,
 15-1265, 15-1645, 15-1646,
 16-0992
 Yorimitsuy, H., 15-1267
 York, C., 16-0455, 16-1950
 Yorke, M., 19-1100
 Yorozu, K., 15-1838
 Yoshida, A., 10-1154, 19-1387
 Yoshida, E., 10-0811
 Yoshida, H., 10-1418, 14-0268
 Yoshida, J., 10-0688, 10-1204,
 15-2348, 19-0340
 Yoshida, J.-i., 10-0310,
 10-1200, 10-1278, 10-1718,
 13-0448, 14-0299, 15-0730,
 15-1420, 15-2135
 Yoshida, J.I., 10-0688
 Yoshida, K., 10-1818, 11-0591,
 15-1154, 15-2194, 16-1033,
 16-1049
 Yoshida, M., 10-0299, 10-0730,
 11-0260, 12-0753, 13-0782,
 14-0170, 15-0932, 15-0933,
 17-0381, 18-0396, 19-1565
 Yoshida, N., 19-1781, 19-1783
 Yoshida, S., 14-0201, 15-0624,
 15-1504
 Yoshida, T., 04-0480, 15-0956,
 16-0132, 17-0285, 18-0440,
 18-0449, 19-1001
 Yoshida, Y., 16-2156, 10-0729,
 12-0731, 13-0254, 13-0752,
 16-1095, 16-2028
 Yoshida, Z., 02-0196, 02-0203,
 03-0060, 10-1823, 14-0279,
 15-1594, 16-1903, 18-0738
 Yoshifuji, M., 12-0319,
 13-0177, 15-0337
 Yoshigami, R., 15-1115
 Yoshihara, N., 14-0268
 Yoshii, F., 18-0359
 Yoshikai, N., 10-1338, 10-1463
 Yoshikawa, E., 13-0303,
 15-0771
 Yoshikawa, N., 16-1043,
 16-1044
 Yoshikawa, S., 15-2198,
 19-1479
 Yoshikoshi, A., 15-0253,
 15-1004, 15-1055, 18-0727,
 19-0900
 Yoshimatsu, M., 16-1102
 Yoshimi, Y., 03-0027
 Yoshimine, M., 16-1378
 Yoshimoto, M., 19-1659
 Yoshimune, M., 10-1201
 Yoshimura, K., 11-0434
 Yoshimura, M., 10-0465,
 10-1833, 15-0596,
 16-0373
 Yoshimura, N., 16-0617,
 19-0288, 19-1392, 19-1668,
 19-1702
 Yoshimura, T., 15-1892,
 17-0289, 19-1783, 19-1785
 Yoshinari, T., 18-0457
 Yoshino, H., 11-0436
 Yoshino, K., 14-0006
 Yoshino, T., 10-1243, 10-1458
 Yoshino, Y., 19-0095
 Yoshioka, A., 07-0058
 Yoshioka, H., 10-0504,
 10-1080, 10-1149, 13-0255,
 15-1544, 15-1723
 Yoshioka, M., 15-1290,
 15-1499, 15-1502, 16-0686
 Yoshioka, N., 16-0938, 19-1049
 Yoshitake, S., 16-1604
 Yoshitomi, S., 11-0260
 Yoshizane, K., 15-2337,
 16-0633, 05-0111
 Yoshizawa, K., 16-1070,
 16-2021, 19-1756
 Yoskioka, K., 04-0166
 You, C.H., 13-0480
 You, H.-W., 16-1742
 You, J., 13-0592, 15-0608,
 16-0774, 16-1180
 You, J.-S., 13-0206, 16-0674,
 16-0687
 You, L., 15-0834
 You, S.-L., 10-1468
 You, T.-P., 19-1675
 You, X.-Z., 04-0403
 You, Z., 18-0731
 Yougun, S., 19-1370
 Youn, G.J., 03-0186
 Youn, S.W., 11-0326
 Youn, Y.S., 10-1016
 Young Jr., J.E., 01-0074
 Young, A.E., 02-0206, 12-0018,
 12-0614
 Young, A.R., 16-1506
 Young, B., 16-2103, 16-2105
 Young, D., 12-00, 12-0037,
 16-0262
 Young, D.A., 12-0116
 Young, D.G.J., 13-0428
 Young, D.J., 16-0612
 Young, D.W., 16-1817,
 19-0097, 19-0454
 Young, F., 10-1748
 Young, F.R., 07-0066
 Young, G.F., 02-0043
 Young, J.-j., 10-0219
 Young, J.F., 15-0407
 Young, L.B., 08-0077, 19-0622
 Young, M.G., 14-0209
 Young, M.W., 17-0290
 Young, P.R., 10-0527, 16-0259
 Young, R.J., 19-0328
 Young, R.M.I., 04-0423
 Young, R.N., 05-0089, 05-0099,
 16-1730, 16-2058
 Young, T.C., 05-0150
 Young, W.G., 10-0213,
 10-0214, 10-0216, 10-0229,
 10-0289, 10-0394, 12-0034,
 17-0010
 Young, W.R., 05-0134, 08-0071
 Yousaf, T.I., 10-0304, 12-0704,
 16-0277
 Youssefian, S., 17-0281
 Youshko, M.I., 16-1841
 Yousif, N.M., 16-0220
 Youssef, A.K., 18-0555
 Youssefeyeh, R.D., 12-0307,
 12-0309, 19-0376
 Yovell, J., 10-0192
 Yu, B.M., 15-1834
 Yu, C., 10-1010, 16-0706,
 16-0770, 18-0277, 19-1191
 Yu, C.-L., 10-0881
 Yu, C.-M., 15-1472, 16-0637,
 16-0739, 16-0752
 Yu, D., 01-0101
 Yu, F., 15-0395
 Yu, G., 11-0245
 Yu, H., 15-0322, 15-1773,
 15-1774, 19-1002
 Yu, H.-B., 16-0687
 Yu, H.-h., 05-0224
 Yu, J., 10-0795, 12-0298,
 15-0163, 16-1181
 Yu, J.-Q., 15-1308, 15-1741,
 19-0577, 19-1560
 Yu, J.Q., 19-0894
 Yu, K.B., 16-0865
 Yu, L., 10-1453
 Yu, L.-T., 16-1037
 Yu, M., 16-0957, 19-1648
 Yu, S., 13-0211, 13-0299,
 15-0695
 Yu, S.H., 11-0406, 12-0587,
 16-0527
 Yu, T.J., 07-0079
 Yu, W., 10-1629, 12-0288,
 15-0177, 16-1320, 19-0312
 Yu, W.-Y., 15-1746, 19-0550,
 19-0746
 Yu, W.-y., 15-1773
 Yu, X., 16-1273, 16-1644
 Yu, X.-Q., 13-0206, 19-0549
 Yu, Y., 10-0735, 12-0292,
 12-0652, 16-0810, 16-1979,
 19-1229
 Yu, Y.-H., 16-0835
 Yu, Z., 15-0979
 Yu, Z.-X., 15-0990
 Yu.Sh., 15-2274

- Yuan, K., **10-1305**
Yuan, K., **16-1644**
Yuan, S., **16-0649**
Yuan, Y., **15-2129, 15-2343**
Yuan, Y.-C., **10-0879**
Yuasa, Y., **10-1868, 15-1247**
Yudilevich, J.A., **18-0540**
Yudin, A.K., **10-0886, 10-0957, 15-1753, 15-1893**
Yue, T.-Y., **15-0577**
Yue, X., **14-0078, 16-1793**
Yuen, P., **15-1693**
Yueng, C.H., **19-1028**
Yufit, D.S., **04-0339**
Yufit, S.S., **10-1476, 17-0003**
Yuhara, M., **17-0327**
Yuk, J.Y., **10-0588**
Yukawa, Y., **09-0061, 10-0063, 10-0170, 17-0362, 18-0270, 18-0332**
Yuki, Y., **10-1328**
Yukizaki, H., **10-1511**
Yulin, J., **10-0592, 10-0700**
Yum, E.K., **10-1272, 10-1273**
Yun, C., **12-0470**
Yun, C.-S., **13-0346, 13-0354, 16-1988**
Yun, C.S., **13-0237**
Yun, H., **13-0237**
Yun, H.-S., **10-1489**
Yun, L., **13-0171**
Yun, M., **15-1371**
Yuncheng, Y., **10-0592, 10-0700**
Yunes, R.A., **12-0716**
Yur'ev, Yu.K., **15-0045**
Yur'eva, L.P., **15-2362**
Yur'eva, N.M., **10-0763**
Yura, T., **15-1043, 16-1016**
Yurchenko, A.G., **18-0325**
Yus, M., **12-0125, 12-0409, 12-0430, 12-0618, 15-0506, 15-0507, 15-0753, 15-0928, 16-0479, 16-0500, 16-0687, 16-0839, 16-0854, 19-1311, appendixA-0031**
Yusa, Y., **04-0061, 16-0571**
Yusybov, M.S., **19-0743**
Yuya, H., **03-0146**
Yuyama, S., **15-1115**
Yuzhakov, G., **03-0063, 19-0360**
Yuzhelevskii, Yu.A., **12-0312**
Yvanaeff, C., **16-1644**
- Zabicky, J., **02-0347, 02-0379, 04-0421, 05-0034, 05-0068, 05-0108, 05-0118, 08-0024, 08-0055, 10-0129, 10-0972, 11-0367, 11-0586, 12-0057, 12-0086, 15-0128, 15-0400, 15-0628, 15-2235, 16-0126, 16-0385, 16-1445, 16-1745, 16-1753, 16-1767, 16-1770, 16-1783, 16-1824, 16-1868, 16-2053, 17-0458, 18-0293, 18-0315, 18-0471, 19-0329, 19-1486**
Zaborsky, O.R., **16-2142**
Zabrowski, D.L., **19-0764**
Zabusova, S.E., **19-0010**
Zaccheria, F., **19-0958**
Zacharie, B., **15-0557**
Zadel, G., **12-0536**
Zaera, F., **15-0457**
Zafiriou, O.C., **07-0054**
Zagorsky, V.V., **12-0609**
Zahalka, H.A., **17-0307, 19-1454**
Zahl, G., **18-0708**
Zahler, R.E., **13-0042, 13-0073, 13-0088**
Zahn, D., **16-1574**
Zahn, H., **16-1716, 16-1799**
Zahneisen, T., **05-0139**
Záhorszky, U.I., **19-1571, 19-1573, 19-1573**
Zahouily, M., **15-1029, 15-1328**
Zahra, J., **19-1658**
Zahradnik, R., **02-0191, 07-0003, 10-0344**
Zaidi, S., **16-1709**
Zaidlewicz, M., **15-0644, 15-0677**
Zaikov, G.E., **19-0345, 19-0357, 19-0359**
Zajac Jr., W.W., **19-0321, 19-0751**
Zajdel, W.J., **05-0124, 10-1720**
Zakharkin, L.I., **12-0481, 12-0616, 15-1600, 19-1111, 19-1115, 19-1124, 19-1391, 19-1767**
Zakharov, V.I., **15-1315**
Zakharov, V.P., **11-0496**
Zaklika, K.A., **15-2159**
Zalar, F.V., **12-0679**
Zalesov, V.S., **16-2047**
Zalenskaya, T.E., **18-0182**
Zalewski, R.L., **08-0119**
Zali-Boinee, H., **18-0321**
Zamashchikov, V.V., **10-0202, 10-0278, 10-0424, 10-0425**
Zambianchi, F., **15-1758, 19-0759**
Zamboni, R., **15-0296**
Zambrano, J.L., **19-0432**
Zamecka-Krakowiak, D.J., **03-0101**
Zamir, D., **11-0291, 11-0537**
Zamojski, A., **04-0119**
Zanardi, E., **16-0984**
- Zanardi, F., **16-0984**
Zanardi, G., **18-0073**
Zanardi, J., **16-1384**
Zanda, M., **19-1036**
Zander, M., **02-0136**
Zandomenoghi, M., **04-0063, 04-0155**
Zanette, D., **10-0529**
Zang, G., **18-0463**
Zang, H.-J., **16-1173, 19-1646**
Zanger, M., **15-1513, 16-1304**
Zanini, M.L., **13-0401**
Zanirato, P., **12-0512**
Zank, G.A., **16-0213**
Zanka, A., **11-0252, 19-1089**
Zanobini, F., **15-0279**
Zanon, J., **13-0275**
Zanoni, B., **18-0194**
Zanotti-Gerosa, A., **19-1028**
Zanotto, S.P., **16-1632**
Zaparucha, A., **15-1039**
Zapata, A., **17-0485**
Zapf, A., **10-1297, 13-0274, 13-0288, 13-0399, 13-0483**
Zapf, L., **19-1286**
Zaporowski, L.F., **12-0069**
Zappia, G., **13-0230**
Zara, C.L., **12-0634**
Zarakhani, N.G., **18-0320**
Zard, S.Z., **14-0283, 14-0420, 14-0434, 15-0385, 15-1209, 16-1504, 16-1505, 17-0237, 19-0437, 19-1246, 19-1250**
Zare, R.N., **05-0332**
Zarei, A., **11-0201**
Zaret, E.H., **14-0224**
Zareyee, D., **19-1608**
Zarkadis, A.K., **05-0236, 11-0433**
Zarkowsky, D.S., **10-1086, 16-1883**
Zaro, J., **18-0397**
Zartler, E.R., **04-0130**
Zass, E., **12-0035**
Zaugg, H.E., **10-0341, 10-1582, 11-0515, 16-0385, 16-1851**
Záveda, J., **17-0007, 17-0015, 17-0018, 17-0021, 17-0022, 17-0024, 17-0025, 17-0026, 17-0029, 17-0030, 17-0031, 17-0096, 17-0260**
Zaveri, N.T., **11-0428**
Zavitsas, A.A., **02-0039, 01-0091, 14-0059, 14-0262**
Zaw, K., **19-0721**
Zawadzki, S., **10-0907, 10-0971, 19-1275**
Zawalski, R.C., **12-0719**
Zaworotko, M.J., **12-0372**
Zaytsev, A., **15-1940**

- Zbinden, H., 15-0459
 Zbiral, E., 16-1255
 Zderic, S.A., 19-1053
 Zdravkova, M., 05-0263
 Zdravkovski, Z., 16-1782
 Zdunek, L.Z., 08-0019
 Zebardjian, M.H., 19-0039
 Zecchi, G., 15-1930,
 appendix A-0032
 Zechel, C., 16-1823
 Zechman, A.L., 15-2266
 Zecri, F.J., 16-1312
 Zee, S., 15-0646
 Zeegers-Huyskens, T., 03-0033
 Zeeh, B., 10-1621, 15-2292,
 18-0234
 Zefirov, N.S., 01-0029, 04-0285,
 04-0333, 04-0360, 04-0363,
 04-0372, 04-0437, 04-0463,
 10-0762, 10-0763, 10-1598,
 15-0010, 15-0021, 15-0045,
 15-0186, 15-0280, 15-1541,
 15-1572, 15-1580, 15-1615,
 15-1850
 Zefirov, Yu.V., 04-0499
 Zegrocka, O., 19-1137
 Zehnder, M., 15-0066, 15-0752,
 18-0480
 Zeid, I., 17-0224
 Zeifman, Yu.V., 16-0041
 Zeiler, A.G., 17-0522, 17-0523,
 17-0524
 Zeilstra, J.J., 19-1252
 Zeiss, G.D., 02-0052
 Zeiss, H., 03-0090
 Zeitz, H.-G., 14-0092
 Zelenina, N.L., 17-0446
 Zelle, R.E., 16-1583
 Zeller, J., 10-0138
 Zeller, K., 17-0502, 18-0211,
 18-0224
 Zeltz, H.-G., 05-0242
 Zemskov, S., 11-0310, 12-0111,
 14-0131
 Zeng, F., 12-0296
 Zeng, X., 10-0061
 Zeni, G., 12-0290, 12-0291,
 13-0368, 15-0944, 15-1325,
 16-0687
 Zens, A.P., 04-0212
 Zepp, C.M., 19-1032
 Zepp, R.G., 07-0048
 Zerbetto, F., 03-0196, 10-0854
 Zercher, C.K., 12-0387, 15-
 2352, 16-1138, 18-0790
 Zergenyi, J., 17-0456
 Zerth, H.M., 16-0764, 16-1671
 Zetina-Rocha, C., 15-1117
 Zetterberg, K., 15-0328,
 15-0329
 Zewall, A.H., 06-0013
 Zewge, D., 10-1128
 Zeynizaded, B., 15-2420
 Zeynizadeh, B., 10-0667,
 17-0431, 19-0856
 Zezza, C.A., 15-2061, 16-0962
 Zha, Z., 16-0654, 16-0661
 Zhadonva, M.P., 16-0281
 Zhai, H., 11-0309
 Zhan, B.-Z., 19-0120, 19-0121
 Zhan, Z.-P., 15-1249, 19-0858
 Zhang, A., 12-0292, 13-0272,
 13-0276, 16-1881
 Zhang, C., 11-0442, 15-0380,
 15-1778
 Zhang, C.-R., 19-1635
 Zhang, D., 16-0939
 Zhang, D.Y., 05-0286
 Zhang, D.-W., 19-0402
 Zhang, F., 12-0285
 Zhang, F.-M., 13-0162,
 16-0298, 19-1673
 Zhang, F.-Y., 15-1807, 16-0680,
 16-1123
 Zhang, F.J., 02-0272
 Zhang, F.M., 19-1384
 Zhang, G., 16-1427, 16-1428,
 16-1433, 16-1438
 Zhang, G.-L., 13-0206
 Zhang, G.-S., 16-0063, 16-0094,
 16-1671
 Zhang, H., 10-1454, 13-0202,
 13-0401, 13-0481, 15-2064,
 16-1369, 19-0784
 Zhang, H.-C., 15-2390,
 15-2425, 19-0950
 Zhang, H.-L., 16-0865
 Zhang, J., 02-0126, 10-0844,
 10-1776, 13-0353, 13-0701,
 15-0287, 15-0657, 15-1004,
 16-0831, 19-1077
 Zhang, L., 13-0498, 15-0826
 Zhang, L.C., 16-0761
 Zhang, L.H., 12-0171
 Zhang, M., 16-1644, 16-2072
 Zhang, M.-H., 15-2004
 Zhang, N., 13-0503
 Zhang, O.Z., 13-0701
 Zhang, P., 16-1946
 Zhang, P.-F., 16-1279
 Zhang, Q., 10-1472, 13-0700,
 15-1944, 19-1054
 Zhang, R., 10-1453, 13-0408,
 15-1741
 Zhang, S., 12-0285, 13-0700,
 13-0701, 15-1690, 19-0241,
 19-1630
 Zhang, S.-W., 15-1407,
 15-1468, 15-1469, 15-1470
 Zhang, S.-Y., 15-1690, 15-1706
 Zhang, S.B., 15-0272
 Zhang, T.Y., 13-0401, 13-0481
 Zhang, W., 04-0035, 13-0475,
 15-1137, 15-1244, 15-1251,
 15-1827, 15-1885, 16-0682,
 18-0246, 18-0800
 Zhang, W.-C., 16-0481,
 16-0482, 19-1664
 Zhang, W.-X., 10-1173
 Zhang, X., 15-0412, 13-0415,
 13-0477, 13-0571, 15-0228,
 15-0425, 15-0603, 15-0606,
 15-0610, 15-0611, 15-0775,
 15-0820, 15-0821, 15-0845,
 15-1298, 15-1767, 15-2017,
 16-0344, 18-0689, 19-0050,
 19-0584, 19-1028, 19-1155,
 19-1265
 Zhang, X.-D., 13-0542
 Zhang, X.-L., 15-1693
 Zhang, X.-M., 01-0102,
 01-0105, 01-0106, 05-0266,
 08-0056, 16-0865
 Zhang, X.-X., 03-0115
 Zhang, X.P., 15-1898, 16-1371
 Zhang, X.-L., 15-1704
 Zhang, Y., 04-0403, 07-0118,
 10-0735, 10-0844, 10-0997,
 11-0371, 11-0372, 12-0158,
 12-0373, 12-0652, 13-0378,
 13-0539, 13-0548, 14-0188,
 14-0403, 15-0356, 15-0579,
 15-0721, 15-0734, 15-2414,
 16-0653, 16-0851, 16-0872,
 16-0884, 16-0957, 16-0981,
 16-1008, 16-1362, 16-1612,
 16-1613, 16-1910, 16-1969,
 16-1990, 16-1996, 16-2175,
 17-0385, 18-0361, 19-1190,
 19-1263, 19-1269, 19-1385,
 19-1584, 19-1585, 19-1648
 Zhang, Y.-K., 05-0214, 10-0768
 Zhang, Y.-L., 16-1012
 Zhang, Y.J., 15-0604
 Zhang, Y.-X., 19-1032
 Zhang, Y.Z., 15-0786
 Zhang, Z., 10-1669, 11-0436,
 13-0558, 13-0700, 15-0610,
 15-0845, 15-0846, 15-1034,
 15-1101, 16-1644, 16-1712,
 16-1985, 17-0216
 Zhang, Z., 19-1028
 Zhang, Z.-H., 10-0553
 Zhang, Z.-Y., 19-0291
 Zhang, Z.H., 16-0170
 Zhang, Z.J., 18-0759
 Zhao, C., 04-0112, 15-2245,
 15-2340, 19-1054
 Zhao, C.-G., 15-1773, 19-0237
 Zhao, C.-Q., 15-0376

- Zhao, C.-Y., **04-0403**
 Zhao, C.H., **16-0875**
 Zhao, D., **18-0720**
 Zhao, F., **13-0408**
 Zhao, G., **10-1387, 13-0700, 15-0422, 16-0687, 16-0777, 16-1155, 19-1035, 19-1040**
 Zhao, H., **10-1547, 19-1206**
 Zhao, J., **11-0309, 16-0834, 19-1660, 19-1675**
 Zhao, K., **10-0564, 16-1282**
 Zhao, L., **10-0582**
 Zhao, M., **19-0673, 19-0678**
 Zhao, M.W., **10-1086, 16-1883**
 Zhao, P., **12-0090, 16-0977, 16-0977, 17-0309**
 Zhao, P.-Q., **10-0932, 10-1163**
 Zhao, S., **15-1471**
 Zhao, S.-W., **01-0111**
 Zhao, X., **01-0109, 04-0191**
 Zhao, Y., **07-0082, 13-0401, 13-0481**
 Zhao, Y.J., **08-0133**
 Zhao, Z., **19-0174**
 Zhdamarova, V.N., **13-0107**
 Zhdankin, V.V., **10-0762, 10-0763, 15-0010, 15-1572**
 Zhdanov, Y.A., **02-0378**
 Zhdanov, Yu.A., **18-0893**
 Zheng, B., **12-0070, 19-1353**
 Zheng, C.Y., **15-1523**
 Zheng, F., **18-0093**
 Zheng, J., **16-0810, 19-1039**
 Zheng, K., **18-0475**
 Zheng, M., **15-2004**
 Zheng, O., **19-0055**
 Zheng, P., **19-0174**
 Zheng, Q.-C., **19-0209**
 Zheng, Q.-G., **10-0701, 10-0869, 11-0241, 16-1773**
 Zheng, Q.G., **10-1475, 16-1170**
 Zheng, T.-C., **10-0728**
 Zheng, X., **16-0981, 16-1852**
 Zheng, X.-Q., **19-0816**
 Zheng, Y., **16-0653**
 Zheng, Y.-S., **15-1779**
 Zheng, Z., **10-1453, 15-0428, 15-0604, 15-1137, 15-1885, 15-2301, 16-1433**
 Zhigareva, G.G., **15-1600**
 Zhil'tsov, S.F., **12-0620**
 Zhmurova, I.N., **16-1811, 19-1273**
 Zhong, G., **16-0415, 16-1037**
 Zhong, H.M., **10-1026**
 Zhong, P., **15-0303, 15-0441, 19-0802**
 Zhong, Q., **15-2004**
 Zhong, Y.-L., **17-0297, 19-0624**
 Zhong, Y.-W., **19-1697**
 Zhong, Z.-L., **03-0123**
 Zhou, B., **07-0052**
 Zhou, C., **15-0960, 16-0654, 16-0964**
 Zhou, D.-Y., **15-1399, 15-1461**
 Zhou, H., **10-1546, 15-1136, 19-0970, 19-0972, 19-1035**
 Zhou, J., **10-1384, 10-1406, 13-0351, 16-0558**
 Zhou, J.-F., **16-0054**
 Zhou, J.-R., **16-0658**
 Zhou, J.-Y., **16-0662**
 Zhou, L., **15-0921, 16-1644, 19-1190, 19-1601**
 Zhou, M., **16-1945**
 Zhou, Q.-L., **10-1386, 15-0604, 15-1136, 15-1885, 15-2298, 19-1028**
 Zhou, Q.J., **11-0462**
 Zhou, R., **19-0894**
 Zhou, S.-L., **15-1288, 15-1309, 15-1319**
 Zhou, S.-m., **12-0281**
 Zhou, T., **11-0188, 11-0499**
 Zhou, W., **15-1822, 15-1885, 19-0894**
 Zhou, X., **10-0801, 13-0359**
 Zhou, X.-G., **19-0549**
 Zhou, Y., **13-0401, 13-0481, 16-0738**
 Zhou, Y.-F., **16-0549**
 Zhou, Y.-G., **10-1173, 15-0527, 16-0344, 16-0911**
 Zhou, Y.-M., **19-0141**
 Zhou, Z., **02-0095, 02-0110, 11-0086, 15-0911, 16-0777**
 Zhou, Z.-Y., **15-2295, 19-1028**
 Zhou, Z.Y., **15-1844**
 Zhu, C., **16-2078, 19-0823**
 Zhu, C.Y., **04-0177**
 Zhu, D., **10-1170**
 Zhu, F., **16-0147**
 Zhu, G., **15-0606, 15-0846**
 Zhu, J., **11-0436, 15-0415, 15-0519, 15-0575, 15-1810, 18-0362**
 Zhu, J.-L., **10-1494**
 Zhu, L., **12-0599, 16-1521**
 Zhu, M., **15-2436**
 Zhu, N.-Y., **13-0401, 15-0867**
 Zhu, Q., **13-0443**
 Zhu, Q.-C., **19-1154**
 Zhu, S., **15-0979**
 Zhu, S.-F., **10-1386, 15-0604, 19-1028**
 Zhu, X.-Z., **10-1468**
 Zhu, Y., **12-0100, 19-0971**
 Zhu, Y.-F., **13-0430**
 Zhu, Z., **05-0351, 05-0402, 10-0582, 10-0645, 19-0744**
 Zhuang, W., **16-0384**
 Zhulin, V.M., **14-0164**
 Zhun', I.V., **16-1970**
 Zia-Ullah, **10-1081**
 Zibuck, R., **19-0742**
 Zief, M., **04-0150, 04-0171**
 Ziegenbein, W., **10-1680, 10-1765, 12-0416, 16-1183, 17-0252, 17-0311**
 Zieger, H.E., **10-1797**
 Ziegler, E., **11-0406**
 Ziegler, F.E., **16-1459, 18-0654, 18-0663, 18-0673**
 Ziegler, T., **15-1494, 17-0392**
 Ziehn, K., **17-0459, 17-0484**
 Zielinski, T.J., **12-0087**
 Ziemnicka-Merchant, B.T., **15-2282**
 Zierke, T., **16-0709**
 Ziessel, R., **05-0291**
 Zil'berman, E.N., **11-0526, 16-0120, 16-0139, 19-1180**
 Zilkha, A., **03-0194**
 Ziller, J.W., **18-0766, 18-0829**
 Zim, D., **13-0177, 13-0475, 13-0484**
 Zimmer, H., **19-0266**
 Zimmer-Gasser, B., **04-0513**
 Zimmerman, H.E., **01-0001, 02-0336, 15-0538, 15-0539, 15-2108, 16-1216, 17-0408, 18-0120, 18-0477, 18-0574, 18-0590, 18-0641, 18-0848, 18-0849, 18-0850, 18-0852, 18-0853, 18-0853, 18-0854, 18-0855, 18-0860, 18-0861, 18-0862**
 Zimmerman, J., **14-0030**
 Zimmerman, W.T., **17-0271**
 Zimmermann, A., **15-2382**
 Zimmermann, C., **12-0610**
 Zimmermann, G., **02-0360, 04-0271, 14-0064**
 Zimmermann, H., **04-0382, 15-1183, 16-1551, 18-0619, 18-0637**
 Zimmermann, K., **10-0855**
 Zimmermann, M., **16-1282**
 Zimmt, M.B., **05-0369**
 Zink, J.I., **07-0012**
 Zinn, F.K., **15-1077**
 Zinovyev, S., **13-0406**
 Zippel, M., **16-1000, 17-0416**
 Zirnstein, M.A., **08-0089, 08-0186**
 Ziurys, L.M., **08-0197**
 Zlokazov, M.V., **15-1480**
 Zmuda, H., **18-0746, 18-0750**
 Zoebisch, E.G., **02-0018**
 Zoghaib, W.M., **19-0943**

- Zohar, E., **15-0500**
 Zohdi, H.F., **18-0026**
 Zolfigol, M.A., **10-0642**,
11-0127, **11-0134**,
11-0134, **12-0698**, **12-0705**,
16-0096, **16-1684**, **16-2054**,
19-0034, **19-0035**, **19-0038**,
19-0039, **19-0087**, **19-0860**
 Zollinger, H., **05-0068**, **07-0003**,
09-0064, **11-0006**, **11-0008**,
11-0009, **11-0028**, **11-0105**,
11-0165, **11-0166**, **11-0167**,
11-0168, **11-0170**, **13-0013**,
13-0027, **13-0028**, **13-0032**,
13-0034, **13-0035**, **13-0036**,
13-0685, **13-0704**, **13-0748**,
14-0350, **19-1561**
 Zolopa, A.R., **10-1759**
 Zoltewicz, J.A., **10-0656**,
10-0854, **13-0001**, **13-0003**,
13-0677
 Zon, G., **18-0844**
 Zondervan, C., **19-0536**
 Zook, H.D., **05-0128**, **10-0343**,
10-0490, **10-1622**, **12-0420**,
12-0660, **16-0514**, **18-0180**
 Zora, M., **18-0479**, **18-0624**
 Zorc, B., **19-0217**
 Zordan, M., **16-0645**
 Zoretic, P.A., **12-0241**
 Zorkii, P.M., **04-0499**
 Zorzan, D., **11-0654**, **13-0480**
 Zou, B., **16-1962**
 Zou, G., **10-1420**, **13-0346**
 Zou, Y., **13-0138**, **13-0228**
 Zountsas, J., **04-0471**
 Zradni, F.-Z., **16-1832**
 Zrinski, I., **02-0082**
 Zschunke, A., **18-0540**
 Zubairi, Md.O., **19-1103**
 Zubarev, V.E., **05-0211**
 Zuberbühler, A.D., **14-0200**
 Zuberi, S.S., **11-0314**
 Zubiani, G., **12-0585**, **16-0499**,
16-0500
 Zubieta, J., **12-0402**, **14-0200**
 Zucchi, C., **12-0322**
 Zucco, C., **02-0402**, **11-0495**,
12-0097, **12-0672**, **13-0019**,
16-1863
 Zuckerman, J.J., **01-0015**,
01-0089, **04-0264**, **04-0268**,
05-0208, **05-0219**, **12-0001**,
12-0388, **12-0549**, **12-0559**,
12-0594, **12-0615**, **13-0656**,
15-0873
 Zuercher, W.J., **18-0832**
 Zuev, P.S., **05-0328**, **05-0355**,
15-2315
 Zueva, L.D., **18-0317**
 Zugravescu, I., **12-0414**
 Zuidema, L.J., **14-0209**
 Zuika, I.V., **03-0049**
 Zukerman-Schpector, J.,
19-0581
 Zuman, P., **06-0043**, **06-0049**,
06-0052, **06-0053**
 Zumpe, F.L., **10-1467**, **18-0701**
 Zundel, G., **03-0001**
 Zúñiga, N., **16-2063**
 Zuo, W.-X., **16-1172**
 Zupan, M., **11-0287**, **11-0304**,
11-0311, **12-0126**, **12-0127**,
12-0131, **19-0633**, **19-0687**
 Zupet, P., **12-0126**
 Żurawiński, R., **10-0841**
 Zürcher, C., **03-0195**
 Zurita, E., **13-0504**
 Zuzukin, V., **16-2088**
 Zvezdina, E.A., **16-0281**
 Zvolinskii, V.P., **11-0496**
 Zwanenburg, B., **06-0032**,
15-1789, **16-0687**
 Zweifel, G., **04-0192**, **10-1377**,
12-0442, **12-0545**, **14-0380**,
15-0490, **15-0493**, **15-0648**,
15-0650, **15-0651**, **15-0654**,
15-0691, **16-0494**, **16-0500**,
17-0321, **18-0252**, **18-0254**,
18-0429, **18-0436**, **18-0444**,
18-0446, **18-0447**, **18-0451**
 Zweig, A., **18-0120**
 Zweig, J.S., **16-0580**
 Zwick, W., **15-1357**
 Zwierzak, A., **10-0898**,
10-0907, **10-0971**, **10-0992**,
10-0993, **10-0995**, **10-1020**,
15-0391, **15-1879**, **19-1275**
 Zwiesler, M.L., **12-0435**
 Zwikker, J.W., **15-0545**,
16-1776
 Zygmunt, J., **11-0579**
 Zyk, N.V., **15-1541**, **15-1850**
 Zyranov, G.V., **12-0699**
 Zytowski, T., **15-1211**

SUBJECT INDEX

The vast use of transition metal catalysts led to limited citations of individual metals. In many cases, the term metal catalysis, or catalysts, metal is used as a general heading for several different metals. The term organometallics is used in many cases to include Grignard reagents or organolithium reagents.

- α -effects, and nucleophilicity, 0495
- α -methoxy- α -trifluoromethylphenyl acetic acid (MTPA), see Mosher's acid
- A-S_E2 mechanism, 0528
- A-S_E2 reactions, 0525
- A1 mechanism, acetal hydrolysis, 0525
- ab initio* calculations, 0035
 - 1,2-alkyl shifts in alkyne anions, 1579
 - and acidity, 0358
 - and nonclassical carbocations, 0451
 - and protonated of cyclopropanes, 1027
 - and S_N2 reactions, 0430
 - arenium ions, 0662
 - carbocation stability, 1003
 - E2 mechanism, 1478
 - norbornyl carbocation, 0463
 - rate of cyclopropylcarbiny radical rearrangement, 0945
 - transition state for radical hydrogen abstraction, 0943
- abnormal Beckmann rearrangement, 1615
- absolute configuration, see enantiomers, chirality, stereogenic, chiral
- absolute configuration, and biochemical methods, 0159, 0162
 - and Mosher's acid, 0159, 0160
 - and NMR, 0160–0162
 - Cahn-Ingold-Prelog system, 0155–0158
 - absolute hardness, 0377, 0379
 - absolute hardness, table, 0379
 - absorption, and conjugation, 0332, 0333
 - differential, 0175
 - abstraction, and vinylic hydrogenation, 0947
 - benzylic hydrogens, by radicals, 0947
 - by radicals, 0807
 - divalent atoms, 0943
 - abstraction, of hydrogen, photochemical, 0347
 - by halogen radicals, 0955
 - by nitrenes, 0295
 - by radicals, *ab initio* study, 0943
 - by radicals, and rearrangements, 1574
 - radical, and stereoelectronic effects, 0949
 - selectivity by radicals, 0945
 - selectivity of bromine versus chlorine radicals, 0955
 - stereoselective, 0949
- abstraction, of atoms by radicals, 0938
 - of atoms from radicals, 0280
 - of radicals, 1011
 - radical, and alkenes, 0945
 - radical, transition state, 0939
- acceleration, of the Diels-Alder reaction, 1198
- acceptors, in the benzoin condensation, 1397
- acenaphthylene, addition of DBr, 1006
- acenes, 0087, 0088
- acenes, zigzag, 0088
- acepentalenes, radical ions, 0282
- acetal formation, mechanism, 1271
- acetaldehyde, and paraldehyde, 1460
 - rational barrier, 0201
- acetals, acid catalyzed hydrolysis, 0524
 - and Lewis acids, 0526, 0527
 - and transacetalization, 1272
 - as protecting groups, 1271
 - based induced elimination to enol ethers, 1516
 - dimerization, 0618
 - formation of thioacetals, 0551
 - from alcohols and aldehydes, 1270
 - from amides, 0797
 - from Grignard reagents, 0616
 - from ortho esters, 0616
 - from oxidation of hydroxy ethers, 0966
- hydrolysis, 0523
- hydrolysis and Brønsted coefficient, 0525
- hydrolysis and S_N1 mechanisms, 0524–0527

- reduction, 1832
 transesterification, 0536
 with allylic silanes, 0617
 with silyl enol ethers, 0617
 acetanilides, see anilines, acyl
 acetate, allylic, also see
 carboxylic esters, allylic
 acetate, as a base, 0357
 acetates, enol, see enol
 acetates, metal, and
 acyloxylation, 0972
 acetic acid, cis conformation,
 0201
 acetic acid, dimeric, 0107
 acetic anhydride, and acyl
 fluoroborate, 1186
 and dehydration of oximes to
 nitriles, 1546
 and nitration of aromatic
 compounds, 0686
 conjugate addition, 1132
 acetoacetic acid synthesis, 0632
 acetoacetic ester, and enol
 content, 0100
 enol content and solvent,
 0102
 acetoacetic ester synthesis, 0624
 acetylation, see solvolysis
 acetone, tautomerism, and
 bromination, 0323
 acetoxy sulfides, to aldehydes,
 by Pummerer
 rearrangement, 1866
 acetoxy-ketones, from enols,
 0972
 from ketones, 0972
 acetyl carbocation, 0242
 acetyl hypofluorite, 0705
 acetylene, see ethyne
 acetylidene ion, with substrates,
 0646
 acetylphenols, and Fries
 rearrangement, 0735
 aci form, of nitro compounds,
 and tautomerism, 0104
 and the Nef reaction,
 1268
 acid catalyzed, addition of
 alkenes to alkenes, 1089
 addition of carboxylic acids
 to alkenes, 1041
 addition of water to
 carbonyls, 1261
 aldol reaction, 1349
 esterification of carboxylic
 acids, with ethers, 1418
 for the Schmidt reaction,
 1611
 Friedel-Crafts alkylation,
 0707
 hydration of allenes, 1037
 hydrocarboxylation of
 alkenes, 1137
 hydrolysis of amides, 1410
 Knoevenagel reaction, 1359
 Mannich reaction, 1294
 rearrangement of
 hydrazobenzenes, 1678,
 1679
 acid catalysts, for addition of
 water to alkenes, 1032
 acid derivatives, acylation, 1438
 with amides, 1438
 with organocerium reagents,
 1447
 with various organometallics
 reagents, 1449
 acid solutions, and the
 tetrahedral mechanism,
 1255
 acid strength, 0250, 0357,
 0359–0364
 and solvent, 0364
 crystallographic scale, 0358
 field effects, 0380
 Lewis acids, 0377
 resonance effects, 0382
 acid-base catalysis, 0372
 acid-base equilibrium, 0356
 acid-base reactions,
 carbanions + proton, 0265
 deprotonation by
 organometallics, 0810
 formation of homoenolates,
 0256
 acidity of proton, and solvent
 acidity, 0370
 acidity scale, 0370, 0372
 acidity, also see acid strength
 amides versus amines, 0383
 and conformation, 0387,
 0388
 and electronegativity, 0384
 and five-membered rings,
 0063
 and hybridization, 0388
 and hydrogen bonding, 0385
 and indicators, 0369
 and organolithium reagents,
 0262
 and Periodic table, 0384
 and proton transfer, 0368
 and resonance, 0383
 and s character, 0388
 and solvent effects, 0364,
 0390, 0392–0394
 and steric effects, 0385
 esters versus ethers, 0383
 Hammett acidity function,
 0369
 hydrocarbon, 0251
 in ionic liquids, 0369
 inductive and field effects,
 0020
 kinetic, 0251
 of active methylene
 compounds, 0622
 of β -hydrogens, in
 elimination reactions,
 1499
 of carborane acids, 0368
 of carboxylic acids, 0020
 of cyclopentadiene, 0063
 of Meldrum's acid, 0388
 of PCC, 1716
 of phenalene, 0060
 of solvents, 0369
 pK_a of acid types, 0359–0364
 protons in conjugated
 compounds, 0633
 solvent, see solvent acidity
 spectrophotometric
 measurement, 0369
 statistical effects, 0384
 substituent effects, 0380
 thermodynamic, 0251
 acids, also see Brønsted-Lowry
 acids
 acids, also see Lewis acids
 acids, also see solvent acidity
 acids, also see superacids
 acids, acid strength, 0359–0364
 activity of proton, 0370
 and diazotization, 0918
 and hydrogen exchange,
 electrophilic aromatic
 substitution, 0684
 and keto-enol tautomerism,
 0772
 and Michael addition, 1110
 and organometallics, 0809
 and pK_a, 0357
 as proton donor, 0356
 Brønsted, addition of thiols
 to alkenes, 1043
 carbon, 0358
 carbon, and acidity scales,
 0370
 carboxylic, see carboxylic
 acids
 catalysis, alcohol
 dehydration, 0534
 conjugate, 0356
 glycidic, see glycidic
 hard, definition, 0377
 hardness, 0377, 0378
 inorganic, with anhydrides,
 1424
 inorganic, esters, hydrolysis,
 0522

- acids, acid
 strength, (*Continued*)
 IUPAC terminology, 0356
 Lewis, see Lewis acids
 normal, definition, 0367
 proton-transfer reaction, 0367
 protonation of carbanions, 0250
 soft, definition, 0377
 strength, 0357
 strength and structure, 0380
 strong, stability of
 carbocations, 0236
 sulfonic, see sulfonic acids
 sulfonyl, reduction with metals, 1475
 sulfuric, see sulfuric acid
 super and carbocations, 0236
 super, and carbocation formation, 0239
 superacid-SO₂, 0236
 superacids, 0236, 0358
 type, table of pK_a, 0359-0364
 very weak acids, 0358
 weak, deprotonation by metals, 0811
 with organometallics, 0812
- acoustic cavitation, see cavitation
- acoustic cavitation, and sonochemistry, 0349
- actinometer, and photochemical mechanism, 0349
- activated complex, 0302
- activating groups, aromatic substitution, 0668, 0673
- activating groups, in aromatic compounds, 0665
- activating groups, in S_NAr reactions, 0865-0866
- activation hardness, and electrophilic aromatic substitution, 0679
- activation volume, and high pressure, 0413
 and reactivity, 0413
- activation, enthalpy, 0302
- activation, entropy, 0303
- activation, free energy, 0301
- active methylene compounds, acidity, 0622
 and diazo compounds, 0787
 and the Hurtley reaction, 0907
 and the Knoevenagel reaction, 1358
 arylation, 0906-0908
- coupling with allylic carbonates, 0611
- coupling with malonates, 0907
- coupling with organometallics, 0907
- dianions, 0625
- metal catalyzed coupling, 0614
 with acyl halides, 1451
 with alkyl halides, 0622, 0623
 with allylic esters, 0610
 with aryl halides, benzyne mechanism, 0906
 with aryldiazonium salts, 0783
 with dihalides, 0625
 with tosylazides, 0787
- acyclic compounds, conformations, 0197
- acyl addition, see addition
- acyl anion equivalent, 0634
- acyl anion equivalents, and the Knoevenagel reaction, 1362
- acyl carbocations, 0242
- acyl carbon, substitution reactions, 0482
- acyl compounds, addition to alkenes, 1135
 addition to alkynes, 1135
- acyl imidazoles, 1418
- acyl radicals, 0936
- acylals, and silanes, 1274
 and the Etard reaction, 1763
 from aldehydes with anhydrides, and reagents, 1273
 hydrolysis to aldehydes, 1763
- acylamidation, of alkenes, 1186
- acylation, Friedel-Crafts, 0697
 Friedel-Crafts, also see Friedel-Crafts
 of acid derivatives, 1438
 of alkenes, 0796
 of amides, 1437
 of amines, 1429, 1433
 of amines, reagents for, 1432
 of amines, with esters, 1434
 of carboxylic dianions, 1456
 of conjugated compounds, 1132
 of dienes, 0797
 of diketone dianions, 1456
 of dithianes, 1456
 of enamines, 0635
 of enolate anions, 0800
 of heterocycles, 0983
 with acyl halides, 1451
- acylazides, see azides,
 acylium ions, with alkenes, 0796
- acyloin condensation, 1860-1862
 and catenanes, 1862
 and chlorotrimethylsilane, 1861
 and surface area of metal, 1862
 and the Dieckmann condensation, 1861
- acyloins, see hydroxy-ketones
- acyloxylation, of alkenes, 1186
 of enols and ketones, 0971, 0972
- acylperoxides, see peroxides
- acylthiazolidinethiones, chiral, 1356
- AD-mix- α and AD-mix- β , asymmetric dihydroxylation, 1167
- adamantanes, and chirality, 0145
 and strain, 0223
- adamantyl carbocations, 0245
- addition compounds, 0115
- addition reactions, alkenes and ionization potential, 1018
 alkenes versus alkynes, 1017
 and allenes, 1019
 and electrostatic potentials, 1020
 and inversion of configuration, 1020
 and Markovnikov's rule, 1019
 electronic effects, 1016
 HX to alkenes, 1006
 HX to alkynes, 1030
 IUPAC nomenclature, 0419
 of alkynes, and UV, 1017
 orientation, 1019, 1022
 radicals, 1018, 1020
 reactivity, 1015, 1017
 simultaneous, 0298
 to alkenes, 0298, 0400, 1013, 1023, 1024
 to alkenes, by nitrenes, 0294
 to alkynes, 1017, 1018
 to cyclopropanes, 1025
 to dienes, 1013
 to isocyanides, 1466
- addition, 1,3-dipolar, alkyl azides, 1183
- addition, 1,4-, to dienes, 1031
- addition, acyl, 1251, 0400
- addition, acyl, metals, 1315-1322

- addition, anti, see anti
addition, conjugate, see Michael addition
addition, conjugate, definition, 1008
addition, dipolar, [1,3]-, 118–1192
addition, dipolar, [1,3]-, see [3 + 2]-cycloaddition
addition, electrophilic, 0298, 1000–1002
and dienes, 1013
and the S_N1 mechanism, 1000
cyclic intermediates, 1000, 1001, 1002
mechanism, 0999
simultaneous addition, 1002
addition, exo, and bicyclic alkenes, 1023
addition, intermolecular, mechanism, 1002
addition, intramolecular, radical, see radical cyclization
addition, nucleophilic, 0298
to carbonyls, and the tetrahedral mechanism, 1253
mechanism, 1007
addition, pericyclic, 0298
addition, radical, 0298
aldehydes to alkenes, mechanism, 1136
and the Felkin-Ahn rule, 1015
mechanism, 1010
polyhalo compounds to alkenes, 1160
to alkenes, 0280, 0947, 1011
to alkenes, intramolecular, see radical cyclization
addition, syn, see syn
addition-elimination
mechanism, see mechanism
additives, chiral, and conjugate addition (Michael addition), 1108
aggregation state, *tert*-butyllithium, solvent effects, 0260
aggregation, *ab initio*, enolate anions, 0264
and dialkylamide bases, 0389
and enolate anions, 0390
and HMPA, 0389
of organolithium reagents, 0260, 0262, 0263
- AIBN [*azobis*(isobutyronitrile)], 0935
and addition of silanes to alkenes, 1087
and addition reactions to imines, 1336
and carbonylation of aryl halides, 0910
and coupling with allylic silanes, 0589
and radical conjugate addition, 1123
and radical cyclization, 1125
and radical cyclization with silanes, 1127
and radical halogenation, 0961
and reduction of alkyl halides, 1825, 1826
and reduction of thiocarbonates, 1833
and seleno esters, 1129
and the Schmidt reaction, 1612
carboxylic acids and nitric acid, 0975
coupling alkanes and alkynes, 0647
decomposition, mechanism, 0935
formation of radicals, 0935
metal catalyzed carbonylation, 1140
NBS, amines and aldehydes, 0974
- alanes, alkynyl, conjugate addition, 1118
and reductive cleavage of enamines, 1844
trialkyl, conjugate addition, 1118
vinyl, dimerization, 0988
vinyl, from alkynes, 1083
- alcohol-alkynes, and hydrogen bonding, 0113
alcohols, acid catalyzed
addition to nitriles, 1275, 1458
acid catalyzed dehydration, $E1$, mechanism, 1515
acylation, 1412
addition to aldehydes or ketones, 1270
addition to alkenes, 1134
addition to isocyanates, 1274
addition to ketenes, 1040
alkyl azides, and Mitsunobu reaction, 1612
alkylation of amines, 0558
- alcohols, allylic with aziridines, 0621
allylic silanes with aldehydes, 1322
and Sharpless asymmetric epoxidation, 1177
and the Baylis-Hillman reaction, 1323
base induced elimination of epoxides, enantioselectivity, 1519
by allylic oxidation with selenium dioxide, 1751, 1752
by oxidation of alkenes, 1751, 1752
by the Prins reaction, 1393
coupling and rearrangement, 0615
halogenation, 0579
oxidation to carboxylic esters, 1769
oxidation with chromium reagents, 1716
reduction, and rearrangement, 1829
with sulfur ylids, 1387
alcohols, and acidity scales, 0370
and alkoxymercuration, 1040
and boron-to-carbon rearrangement, 1627
and catalytic dehydrogenation, 1724
and formation of carbocations, 0236
and Friedel-Crafts alkylation, 0707
and Koch-Haaf reaction, 0653
and phase transfer, 0576
and Schotten-Baumann procedure, 1411
and Swern oxidation, 1721
and the Koch-Haaf reaction, 1137
and the Pinner synthesis, 1275
and the Ritter reaction, 1459
and the S_N1 mechanism, 0469
and transesterification, 1419
and transesterification, 0535
and triethylborane, 0520
- alcohols, base-catalyzed
addition to alkynes, 1039
alcohols, benzylic, and atropisomers, 0147
halogenating agents, 0579
oxidation, and microwaves, 1726

- alcohols, by anti-Markovnikov addition to alkenes, 1033
 by Cannizzaro reaction, 1863
 by catalytic hydrogenation, 1829
 by enantioselective hydroboration, 1079
 by hydrolysis of borates, 1798
 by hydrolysis of esters, 0642
 by hydroxyalkylation of aromatic compounds, 0713
 by Meerwein-Ponndorf-Verley reduction, 1796
 by oxidation of boranes, 1079, 1626
 by oxidation of hydrocarbons, reagents for, 1750, 1751
 by oxymercuration, 1033
 by reduction of acyl halides, 1840
 by reduction of aldehydes or ketones, 1792–1805
 by reduction of amides, 1421
 by reduction of boranes, 1628
 by reduction of carboxylic acids, 1805, 1806
 by reduction of carboxylic esters, reagents, 1795, 1806, 1807
 by reduction of epoxides, reagents, 1790, 1791
 by reduction of hydroperoxides, 1834
 by the Barbier reaction, 1302
 by the Bouveault-Blanc procedure, 1795
- alcohols, carbonylation, 0652, 0653, 0851, 0909, 1139
 chromium(VI) oxidation, mechanism, 1726, 1727
 conjugate addition, 1131
 conversion to sulfonate esters, and reduction, 1830
 coupling, 0615
 coupling with arylboronic acids, 0889
 coupling with organometallics, 0614, 0615
 cycloalkyl, from cycloalkyl amines and nitrous acid, 1588
 cyclobutyl, from cyclopropylcarbinyl amines, 1588
 cyclodehydration, 0715
 cyclopropylcarbinyl, from cyclobutyl amines, 1588
 cyclopropylcarbinyl, halogenation, 0579
- alcohols, dehydration, 0534
 acid catalyzed, 1513
 and carbocations, 0535
 and Hofmann's rule, 1514
 and Mitsunobu reaction, 0535
 and Zaitsev's rule, 1513
 dehydrating agents, 1513
 formation of alkenes, 0771
 in supercritical carbon dioxide, 0415
- alcohols, dehydroxylation, reagents, 1829
 enzymatic oxidation, 1725
 formation of amines, 0559
 formation of aniline derivatives, 0560
 formation of azides, 0561
 formation of enol ethers, 0536
- alcohols, from addition of organometallics to aldehydes or ketones, 1309
 from aldehydes or ketones, 0713
 from alkenes, 1032
 from alkylboranes, 0814
 from amides, and organometallics, 1445
 from amines, 0547
 from anhydrides, and organometallics, 1445
 from boranes and carbon monoxide, 1628
 from carboxylic esters, and organometallics, 1445
 from carboxylic esters, Bouveault-Blanc procedure, 1807
 from diazoketones, 0523
 from epoxides, 0618
 from ethers, 0580, 0581, 0582, 1624
 from Grignard reagents, 0618, 0813, 1300–1309
 from hydrocarbons and ozone, 1750
 from inorganic esters, 0522
 from organolithium reagents, 0618
- alcohols, halogenating agents, 0578, 0579
- alcohols, homoallylic, chiral, from epoxides, 0620
 from alkenes and choral, 1395
 from allylic silanes and aldehydes, 1388
 pyrolysis, 1551
 with allylic organometallics, 1313
- alcohols, α -hydroxylation of allylic compounds, 1756
 α -hydroxylation of benzylic compounds, 1755, 1756
 in esterification reactions, 1414
 indirect reduction to hydrocarbons, 1830
 insertion by carbenes, 0804
 intramolecular addition of alkenes, 1037
 intramolecular carbonylation with aryl halides, 0909
 metal catalyzed coupling with allyl silanes, 0616
 metal catalyzed dehydration, 1514
 metal catalyzed oxidation, 1719, 1722
 metal mediated oxidation, 1717, 1721
 Moffatt oxidation, 1721
 Oppenauer oxidation, 1721
- alcohols, oxidation of alkanes with dioxiranes, 1755
 oxidation to aldehydes but not acids, reagents for, 1718, 1719
 oxidation to aldehydes or ketones, 1715–1728
 oxidation to carboxylic acids, reagents for, 1768
 oxidation to form cyclic ethers, 0965
 oxidation, in ionic liquids, 0416
- alcohols, oxidizing reagents for making cyclic ethers, 0965
 oxymercuration, see alkoxymercuration
 permanganate oxidation, and ultrasound, 1718
 photochemical addition to alkenes, 1040
 photochemistry, 0332
 propargyl, Friedel-Crafts alkylation, 0707
 propargylic, formation of allenes, 0769
 propargylic, with boronic acids, 1540
 protection as ethers, 0531

- protonolysis, and carbocation formation, 0247
 radical dimerization, 0977
 reagents utilized with DMSO, for oxidation, 1721, 1722
 reduction to hydrocarbons, reagents, 1829
 reductive alkylation of aldehydes, 1273
 structural variation of chromates for oxidation, 1716, 1717
 supercritical, reduction of ketones, 1837
 Tamao-Fleming oxidation, 0539
 TEMPO oxidation, in ionic liquids, 1723
 vinylcyclopropyl, sigmatropic shifts, 1653
 alcohols, with acyl halides, 1411
 with acyl hydrazides, 1422
 with aldehydes or ketones, compatible functional groups, 1270
 with alkenes, 1037
 with alkenes and hydrazoic acid, 1612
 with alkynes, 1038
 with allenes, formation of tetrahydrofurans, 1038
 with amides, 0570
 with anhydrides, 1412, 1413
 with aziridines, 0537
 with boron trichloride or boron trioxide, 0817
 with brominating agents, 0577
 with carbon disulfide, 1276
 with carboxylic acids, acid catalyzed, 1414
 with chlorinating agents, 0576, 0577
 with cyanogen chloride, 1276
 with diazomethane, 0533
 with enol ethers, 1039
 with epoxides, 0536
 with fluorinating agents, 0577
 with halogens, 1154
 with halogens and alkenes, 1152
 with hydrazoic acid, 0559
 with hydrogen sulfide, 0549
 with imides, 0570
 with inorganic acids, 0545
 with iodinating agents, 0577
 with Lawesson's reagent, 0549
 with lead tetraacetate, 0965
 with metal halides, 0578
 with Michael type alkenes, 1039
 with mineral acids, 0576
 with onium salts, 0538
 with oxidizing agents and ylids, 1371
 with phosgene, 1276
 with sulfinyl halides, 0554
 with sulfonamides, 1473
 with sulfonyl halides, 1473
 with thiols, 0550
 with thionyl chloride, 0469, 0576
 with trifluoroborates, 0533
 alcoholysis, metal catalyzed, 1039
 of alkenes, 1038, 1039
 of anhydrides, 1413
 of nitriles, 1275
 aldehydes, α -halogenation, 0964
 acid catalyzed addition of aldehydes, 1460
 acid catalyzed rearrangement, 1592
 aldehydes, addition of alcohols, 1270
 addition of allylic boranes, 1319
 addition of amides, 1292
 addition of dialkylzinc reagents, 1310, 1211
 addition of diazomethane, 1601, 1602
 addition of Grignard reagents, mechanism, 1307
 addition of organolithium reagents, mechanism, 1308
 addition of organometallics, 1309–1311
 addition of thiols, 1278
 addition of water, 1262
 addition to alkenes, 1134
 addition to alkenes, in ionic liquids, 1136
 aldehydes, aldol condensation with ketones, 1344
 aliphatic, in the Vilsmeier reaction, 0797
 alkylation, 0626
 amphiprotic properties, 0772
 aldehydes, and autoxidation, 0967
 and Collman's reagent, 0650
 and formation of aminals, 1283
 and hemiaminals, 1281
 and Peterson alkenylation, 1365
 and tautomerism, 0098
 and the aldol reaction, 1339–1351
 and the Baylis-Hillman reaction, 1323
 and the benzoin condensation, 1396
 and the Claisen reaction, 1355
 and the Claisen-Schmidt reaction, 1343, 1344
 and the Henry reaction, 1357
 and the Knoevenagel reaction, 1358
 and the Mannich reaction, 1292
 and the McMurry reaction, 1859
 and the Mukaiyama aldol, 1351–1354
 and the Paterno-Büchi reaction, 1463
 and the Perkin reaction, 1363
 and the Reformatsky reaction, 1326
 and the Stetter reaction, 1136
 and the Tischenko reaction, 1865
 and the Tollens' reaction, 1368
 aldehydes, aryl, and the Gatterman reaction, 0725
 and the reverse Gatterman-Koch reaction, 0745
 benzylic oxidation, reagents for, 1763
 by α -oxidation of methyl aromatic compounds, 1763
 by benzylic oxidation, 1763
 decarbonylation, 0745
 formation of hydrazones, 1284
 from aromatic compounds, 0724
 with iminium salts, 0725
 aldehydes, as dienophiles, 1216
 aldehydes, bisulfite addition products, 1280
 aldehydes, by acid treatment of Reissert compounds, 1811
 by base cleavage of acyl sulfonylhydrazides, 1811

- aldehydes, by acid treatment of Reissert compounds, (*Continued*)
 by Dibal reduction of esters, 1809
 by DMSO-type oxidation of alcohols, 1721
 by Etard reaction, 1763
 by hydrolysis of acetoxy sulfides, 1866
 by hydrolysis of acylals, 1763
 by hydrolysis of alkoxides, 1804
 by hydrolysis of C=N compounds, reagents for, 1263–1265
 by hydrolysis of enol ethers, 1035, 1372
 by hydrolysis of imines, 1767
 by hydrolysis of Schiff bases, 1263
 by Krönke reaction with benzylic halides, 1766
 by McFadden-Sevens reduction, 1811
 by Oppenauer oxidation, 1721
 by oxidation of alcohols, 1715–1728
 by oxidation of alkenes, 1773–1775
 by oxidation of alkyl halides, 1765
 by oxidation of amines, 1767
 by oxidation of benzyl silyl ethers, 1720
 by oxidative cleavage of diols, 1732
 by ozonolysis of alkenes, 1737
 by pyrolysis of allylic ethers, 1552
 by pyrolysis of enol ethers, 1517
 by pyrolysis of homoallylic alcohols, 1551
 by reduction of acyl halides, reagents, 1808
 by reduction of anhydrides, 1810
 by reduction of boranes, 1628
 by reduction of carboxylic acids or esters, reagents, 1809
 by reduction of imidazoles, 1811
 by reduction of nitriles, reagents, 1815
 by reduction of ortho esters, 1832
 by Rosenmund reduction, 1808
 by Stephen reduction, 1815
 by the Barton reaction, 1696
 by the Kornblum reaction, 1765
 by the Meyers aldehyde synthesis, 0642
 by the Nef reaction, 1267
 by the Reimer-Tiemann reaction, 0726
 by the Sommelet reaction, 1766
 by the Sonn-Müller method, 1811
 by the Wacker process, 1774
 by Vilsmeier-Haack reaction, 0724
- aldehydes, catalytic hydrogenation, 1795, 1805
 chemoselective reducing agents, 1793
 condensation, see aldol condensation with esters, 1355
- aldehydes, conjugate addition, and microwaves, 1132
 conjugate, and organocuprates, 1114
- aldehydes, conjugated, see conjugated compounds
- aldehydes, conjugated, and metathesis, 1685
 and organolithium reagents, 1115, 1302
 by aldol reaction, 1339–1351
 E/Z-isomerization with thiourea, 1029
 reagents for conjugate reduction, 1071
 reagents for reduction of alkenyl, 1074
 reduction, and microwaves, 1074
 with ammonia and metal peroxides, 0974
 with Grignard reagents, 1302
- aldehydes, coupling to carboxylic esters, reagents, 1865, 1866
 cycloaddition to alkenes, 1463
 decarbonylation, 0344, 0997
 dehydrogenation, 1713
 enol content, 0099
 formation of cyanoamines, 0561
 formation of ketones, 0801
 formation of nitriles, reagents for, 1287, 1288
 formation of silyl enol ethers, 0800
 Friedel-Crafts cyclization, 0715
- aldehydes, from acyl halides, 0650
 from alkynes and hydroboration, 1081
 from boronic acids and organolithium reagents, 1629
 from chloroform, 0726
 from chloroiminium salts, 1815
 from cycloaddition of singlet oxygen to alkenes, 1220
 from dihalides, 0520
 from enol borinates, 1121
 from enols, 0837
 from formic acid, 0823
 from glycidic acids, 0837
 from Grignard reagents, 0910
 from hydrocarbons, 0824
 from metallated imines, 1469
 from organolithium reagents, 0910
 from organometallics, 0823
 from oxazines, 0642
 from sulfonic anhydrides, 0725
 from thiazoles or thiazolines, 0643
 from vinylic compounds, 0522
- aldehydes, halogenation of, 0964
 halogenation, enantioselectivity, 0776
 homologation, 1601, 1602
 hydration, 1262
 Lewis acid acylated addition of allylic silanes, 1322
 LiAlH₄ reduction, mechanism, 1804
 Meerwein-Ponndorf-Verly reduction, 1796
 metal catalyzed addition to alkenes, 1135
 metal catalyzed cycloaddition with ketenes, 1462
 metal catalyzed decarbonylation, 0997, 0998
 metal mediated addition of haloesters, 1326
 more reactive than ketones, 1254

- oxidation to carboxylic acids, 1718, 1769–1773
- Paterno-Büchi reaction, 1231
- photochemical addition to alkenes, 1136
- photochemical [2 + 2]-cycloaddition with alkenes, 1231
- photochemistry, 0332
- Pictet-Spengler reaction, 0716
- protection of, 0527
- radical addition to alkenes, mechanism, 1136
- aldehydes, reduction, by the Cannizzaro reaction, 1798, 1863
- to alcohols, 1792–1805
- to methyl, reagents for, 1836, 1837
- versus ketones, 1793, 1794
- in ionic liquids, 1800
- aldehydes, reductive alkylation with alcohols, 1273
- reductive amination, 1288–1291
- reductive coupling to alkenes, reagents, 1858, 1859
- reductive coupling to diols, reagents, 1854, 1855
- structural requirements for the Wittig reaction, 1371
- tautomerism, 0772
- tautomerism, in sugars, 0104
- trimerization, 1460
- vinylation, 0629
- aldehydes, with acylperoxides, 0972
- with alcohols, compatible functional groups, 1270
- with alleneboranes, 1079
- with allylic silanes, 1388
- with amides, 0570
- with amines, 0716, 1281
- with amines and hydrogen, 1288–1291
- with anhydrides, 1273, 1363
- with aromatic compounds, 0713
- with bis(Grignard) reagents, 1304
- with boron stabilized carbons, 0801
- with carbanions, 0265
- with conjugated esters, and the Stetter reaction, 1321
- with cyanide, and conjugate addition, 1133
- with diazoalkanes, 1384
- with diazoesters, 0800
- with diazomethane, 0807, 1384
- with dienes, 1322
- with dihalocarbenes, 1384
- with enolate anions, 0263, 1339–1351
- with enolate anions, see aldol
- with Grignard reagents, 1300–1309
- with halo esters, 1364
- with HCN, 1389
- with hydrazines, 1284
- with hydroxylamines, 0974, 1286, 1287
- with iodine, and ammonia, 0974
- with isocyanides and carboxylic acids, 1467
- with lithio-silanes, 1365
- with NBS, radical halogenation, 0964
- with nitro compounds, 1357
- with organocuprates, 1312
- with organolithium reagents, 1301
- with phenylhydrazine, 1675
- with phosphorus ylids, 1369
- with potassium cyanide, 1396, 1397
- with silyl enol ethers, and chiral boranes, 1348
- with sodium azide, 1440
- with sodium bisulfite, 1281
- with sulfur ylids, 1382
- with transition metals, and acyl radicals, 0936
- with trifluoroborates, 1322
- aldehydes, Wolff-Kishner reduction, 1835
- aldehydes-alkene, and radical cyclization, 1129
- aldimines, see imines
- aldol condensaton, see aldol reaction
- aldol reaction, 1339–1351
- aldol reaction, acid catalyzed, 1349
- aldol reaction, and a SET mechanism, 1341
- and asymmetric synthesis, 0172
- and dihalides, 0520
- and enolate anions, 0263, 0627
- and enolization, 1346
- and hydroformylation, 1146
- and the Cannizzaro reaction, 1863
- and the Robinson annulation, 1350
- aldol reaction, aqueous media, 1348
- chiral, 1347
- definition, 1341
- diastereoselectivity and and syn/anti isomers, 1345, 1346
- enantioselectivity, 1347, 1348
- equilibrium, 1342
- in ionic liquids, 1342
- intramolecular, 1349, 1350
- mechanism, 1341
- mechanism of acid catalyzed reaction, 1349
- mixed, 1343
- mixed, and the Tollens' reaction, 1368
- aldol reaction, Mukaiyama, 1351–1354
- catalysts for, 1352, 1353
- enantioselectivity, 1353, 1354
- in water, 1353
- intramolecular, 1353
- metal salts as catalysts, 1352
- substrates for, 1352
- aldol reaction, retro-, 118, 1342
- aldol reaction, self condensation, 1343
- solvent effects, 1342
- solventless, 0416
- stereoselectivity, 1345, 1346
- transition state geometry, 1346
- vinylous, chiral, 1348
- vinyloly, 1342
- aldol-type reactions, 1340
- aldols, also see hydroxy-ketones
- Aldrich Library of Spectra, 1888
- algorithm, dielectric screening effects, 0503
- alkaloids, Cinchonidine, see Cinchonidine
- alkanes, addition to alkenes, 1086
- addition to alkenes, and Friedel-Crafts reactions, 1084
- and bond angle, 0026
- and conformations, 0200
- and guest-host interactions, 0127
- and photochemistry, 0332
- and superacids, 0802, 0803
- by addition of alkanes to alkenes, 1084

- alkanes, addition to
 alkenes, (*Continued*)
 by coupling alcohols with organometallics, 0614
 by coupling of alkenes, 0976
 by hydrogenation of thioethers or thiols, 0990
 by radical addition to alkenes, 1123
 by reductive cleavage of cyclopropanes, 1074
 dehydrogenation to alkynes, 1714
 deuterium exchange, 1058
 from alkyl halides, 0600
 from metal sulfonates, 0612
 from organocuprates, 0600
 halogenation, 0954–0960
 insertion by nitrenes, 0789
 metal catalyzed addition to alkenes, 1086
 nitration, 0786
 organometallics with alkyl halides, 0604, 0605, 0606, 0607
 oxidation to carboxylic esters with dioxiranes, 1755
 radical coupling, 0976
 trialkyl, metal catalyzed addition to alkynes, 1102
 via coupling reactions, 0802
 alkene metathesis, 1681–1689
 alkene-acids, by Claisen rearrangement, 1670
 alkene-aldehydes, by Claisen rearrangement, 1669, 1670
 by [2,3]-Wittig rearrangement, 1678
 via oxy-Cope rearrangement, 1660
 alkene-amines, formation of cyclic amines, 0557
 alkene-bromine complex, 1150
 alkene-carboxylic acids, and halolactamization, 1154, 1155
 and halolactonization, 1154, 1155
 and iodolactonization, 1155
 halogenation, 1154, 1155
 alkene-diketones, by Claisen rearrangement, 1669
 alkene-triflamides, cyclization, 1052
 alkenes, also see Diels-Alder
 alkenes, α -oxidation to conjugated ketones, 1759
 acid catalyzed addition of alkenes, 1088
 acid catalyzed addition of formaldehyde, 1393
 acid catalyzed dehydration of alcohols, 1513
 acylamidation or acyloxylation, 0972, 1186
 acylation, 0796
 alkenes, addition, of acyl compounds, 1135
 of alcohols, 1134
 of aldehydes, 1134, 1136
 of alkanes, in ionic liquids, 1085
 of alkyl halides, Friedel-Crafts catalysts, 1160
 of amides, 1047
 of amines, 1134, 1182
 of aminonitrenes, 1184
 of anions, 0265, 1007
 of azido groups, 1182
 of bromine, stereoselectivity, 1003
 of carbamates, 1051
 of carbenes, 0284, 0289, 1233
 of carbenes, and steric hindrance, 1235
 of carboxylic acids, 1041
 of carboxylic esters, 1134
 of DBr, 1006
 of fluorine, 1149
 of Grignard reagents, 1083
 of halo-amines, 1157
 of haloamines, in ionic liquids, 1157
 of haloazide, 1158
 of halocarbamates, 1052
 of HBr, 1006
 of HBr, with peroxides, 1124
 of HCl, 1005
 of HCN, 1147
 of HX, 1006
 of hydrazines or hydroxylamines, 1047
 of hydrogen sulfide, 1043
 of iodine azide, 1159
 of iodo azide, mechanism, 1159
 of isothiocyanates, 1157
 of nitrenes, 0294
 of nitrosyl halides or nitril chloride, 1158
 of organolithium reagents, 1097
 of organometallic compounds, 1096, 1097, 1099
 of polyhalo compounds, 1160
 of protons, 1005
 of radicals, 0280, 1010, 1123, 1134
 of selenols (RSeH), 1045
 of sulfonyl halides, 1156
 of thiols, 1043, 1044
 of water, 1006
 reactions, 0298
 reactions, and the Cieplack effect, 1024
 to alkanes, 1084
 to carbocations, 0249
 to heterocycles, 1088
 cyclic mechanism, 1012
 four-center mechanism, 1013
 alkenes, alcohols and alkoxyamination, 1182
 alkoxy carbonylation, 1139
 allylic oxidation with selenium dioxide, mechanism, 1752
 amidation, 1051
 amide bases with ammonium salts, 1524
 amination, 0567, 0788, 0789, 1045, 1047, 1050
 amino-carbonylation, 1139
 aminomercuriation, 1181
 aminosulfonylation, 1185
 alkenes, and alkoxymercuriation, 1040
 and allylic carbocations, 0239
 and aminomercuriation, 1050
 and anisotropy, 0056
 and Bredt's rule, 1497
 and carbene rearrangements, 1579
 and carbene transfer, 1234
 and carbonylation, 1139
 and complex formation, 0119
 and E/Z nomenclature, 0183
 and formation of bis(selenenyl) compounds, 1180
 and Friedel-Crafts acylation, 0796
 and Friedel-Crafts alkylation, 0706
 and Hofmann's rule, 1498, 1499
 and homoconjugation, 0045
 and hydroboration, 1075–1082
 and hydrozirconation, 1083
 and Julia-Colonna epoxidation, enantioselectivity, 1176
 and kinetic resolution, 0178

- and Markovnikov's rule, 1019
- and Meerwein arylation, 0923
- and metal catalyzed diazoalkane reactions, 1234
- and neighboring groups, 0451
- and nitric acid, 0785
- and NMR, 0056
- and PES, 0014
- and photosensitization, 0977
- and prototropic rearrangement, 0768
- and radicals, Baldwin's rules, 1011
- and ring current, 0056
- and Sharpless asymmetric dihydroxylation, 1166
- and the Baeyer test, 1164
- and the Heck reaction, 0891–0897, 0923
- and the Koch reaction, 1137
- and the Koch-Haaf reaction, 1137
- and the Paterno-Büchi reaction, 1463
- and the Prins reaction, 1393
- and the Stetter reaction, 1136
- and Waits-Scheffer epoxidation, 1174
- and Woodward modification of the Prevost reaction, 1164
- and X-ray crystallography, 0233
- and Zaitsev's rule, 0767, 1498
- alkenes, animation, and temperature effects, 1046
- anti addition, 1006
- anti-Bredt, by the Wittig reaction, 1373
- anti-dihydroxylation, 1164
- alkenes, anti-Markovnikov addition of boranes, 1078
- of radicals, 1124
- of water, 1033
- alkenes, aryl, and electrocyclic ring closure, 1645
- from alkenes, 0890
- alkenes, arylation, 0890–0897, 0923
- alkenes, arylation, also see Heck reaction
- alkenes, as radical precursors, 1127
- asymmetric epoxidation, and manganese salen complexes, 1177
- azidomercuration, 1053
- aziridination, in ionic liquids, 1185
- baker's yeast reduction, enantioselectivity, 1066
- base induced elimination of alkyl halides, 1530
- base induced elimination of tosylhydrazones, 1526
- bicyclic, exo addition, 1023
- bicyclic, strain, 0229
- bromination, reagents for, 1150
- alkenes, by addition of alkenes to alkynes, 1088
- by addition of organometallics to alkynes, 1101, 1102
- by base induced elimination of halo sulfones, 1536
- by bis(decarboxylation) of dicarboxylic acids, 1749
- by Chugaev reaction, 1520
- by cleavage of cyclic thionocarbonates, 1535
- by Cope elimination, 1524
- by decomposition of inorganic esters, 1521
- by decyanation of nitriles, 0845
- by dehydrogenation, 1712–1714
- by deoxygenation of diols, 1534
- by desulfurization of thiophenes, 0991
- by E¹ reactions, 1508
- by elimination of boranes, 1533
- by elimination of dihalides, reagents for, 1539
- by elimination of epoxides, 1517, 1518
- by elimination of hydroxy acids, 1543
- by elimination of thiiranes, 1519
- by Hofmann degradation, 1522
- by Hofmann elimination, 1500
- by hydroboration of alkynes, 1064
- by hydrogenation of alkynes, 1057
- by metal catalyzed dehydration of alcohols, 1514
- by metal catalyzed elimination of carboxylic acids, 1520
- by organolithium reagents with ammonium salts, 1523
- by oxidation coupling of alkyl halides, 1783
- by Peterson alkenylation, 1365
- by protonation of vinylboranes, 1630, 1631
- by pyrolysis of allylic ethers, 1552
- by pyrolysis of amine oxides, 1524
- by pyrolysis of ammonium salts, 1521
- by pyrolysis of β -lactones, 1544
- by pyrolysis of enol ethers, 1517
- by pyrolysis of esters, 1519, 1520
- by pyrolysis of homoallylic alcohols, 1551
- by pyrolysis of sulfoxides, 1528
- by pyrolysis of xanthates, 1520
- by radical elimination of bis(xanthates), 1535
- by rearrangement of carbenes, 1234
- by reduction of thiiranes, 1791
- by reduction of vinyl halides, 1827
- by reductive coupling of ketones and aldehydes, 1858, 1859
- by silyl-Wittig reaction, 1366
- by the Bamford-Stevens reaction, 1527
- by the Boord reaction, 1541
- by the Corey-Winter reaction, 1535
- by the ene reaction, 1103–1105
- by the McMurry reaction, 1859
- by the Ramberg-Bäcklund reaction, 1536
- by the Shapiro reaction, 1526
- by twofold extrusion, 1557
- by Wittig reaction, 1369
- by Wittig-Horner reaction, 1375

- alkenes, captodative, 0185
- alkenes, carbene addition,
 enantioselectivity, 1237
- carbene addition, rate
 constant, 1234
- carbonylation, 0655, 1139
- catalytic hydrogenation,
 1053–1062
- chlorination, reagents for,
 1150
- cis, from LDA and aziridine
 hydrazones, 1527
- cleavage by hydrogenation,
 0845
- cleavage with superacids,
 0844
- alkenes, conjugated, and Birch
 reduction, 1068
- reduction with metal
 hydrides, 1070
- reduction with metals in
 ammonia, 1065
- reduction, reagents for, 1070
- alkenes, conversion to alkynes,
 1533
- alkenes, coupling with alkenes,
 1091
- with alkyl groups, 0795
- with alkynes, 0647
- with carbocations, 0802
- with heteroaryl halides, 0891
- alkenes, crowded, and strain,
 0233
- alkenes, cyanation, 0801
- alkenes, cyclic, addition of
 deuterated carboxylic
 acids, 1023
- and Bredt's rule, 0229
- by McMurry coupling,
 1859
- by the Story synthesis, 1557
- epoxidation, and
 stereochemistry, 1023
- from enynes, 1092
- oxidative cleavage, 1743
- alkenes, cyclization with
 organolithium reagents,
 1098
- alkenes, [2 + 2]-cycloaddition,
 1221
- with alkynes, 1229
- with cyclopropanes, 1224
- with ketenes, MO
 calculations, 1226
- alkenes, cycloaddition with
 aldehydes or ketones,
 1463
- with alkenes, 1220–1233
- with dienes, 1194–1215
- with norbornadienes, 1204
- alkenes, dehydration of
 alcohols, 0771
- dehydrohalogenation,
 suitable bases, 1530
- diamination, 1182
- dihalo, base induced
 elimination to alkynes,
 1534
- alkenes, dihydroxylation,
 1162–1168
- and lead tetraacetate or
 thallium acetate, 1168
- catalysts for, 1162
- enantioselectivity, 1165
- in ionic liquids, 0416, 1163
- alkenes, E-selectivity, Wittig
 reaction, 1376, 1377
- alkenes, electronic effects,
 Diels-Alder reaction, 1196
- alkenes, enantioselective
 epoxidation, catalyts,
 1176
- alkenes, epoxidation,
 1169–1179
- stereochemistry, 1023
- alkenes, erythro/threo addition,
 1001
- alkenes, fluorination, reagents
 for and solvent effects,
 1149
- alkenes, formation of lactones,
 1186
- formation of ozonides, 1737
- formation of thiiranes, 1179
- formation, and Hofmann's
 rule, 1510
- formylation, 0797
- fragmentation of amines,
 1542
- fragmentation of halo ethers,
 1542
- Friedel-Crafts alkylation,
 Markovnikov's rule, 0711
- alkenes, from aldehydes, 0639
- from aldehydes or ketones,
 1079, 1369, 1382
- from alkenes, 1053–1062,
 1648, 1681
- from alkyl halides, 0594
- from allenes, 1065
- from allylic acetates, 0608
- from allylic silanes, 0588
- from aziridines and nitrous
 acid, 1538
- from base elimination of
 ethers, 1516
- from carbenes, 0290, 0291
- from diazoalkanes, 0290
- from dienes, 1013
- from dithianes, 0639
- from hydroxy-silanes, 1365
- from lithio-silanes, 1365
- from organometallics, 0812
- from phosphorus ylids, 1369
- from radicals, 0280
- from selenoxides, 0640,
 1529
- from sulfonate esters, 1521
- from tosylates, 1521
- from vinylboranes, 0607,
 1629
- alkenes, halo, see halides, vinyl
- alkenes, haloacylation, 1161
- and the Vilsmeier reaction,
 1162
- mechanism, 1161
- alkenes, halogenation, 1029
- and bridged ions, 1149
- and isotopic labeling, 1004
- and π -complexes, 1004
- and radical initiators, 1149
- and UV, 1149
- in ionic liquids, 1150
- mechanism, 1149
- regioselectivity, 0955
- the Prins reaction, 1161
- alkenes, homoallylic, 0451
- hydration, 1032
- hydroamination,
 enantioselectivity, 1181
- hydroboration and hydration,
 1034
- hydroboration in the presence
 of alkynes, 1082
- hydroboration,
 stereochemistry,
 1024
- hydrocarboxylation, 1136,
 1138
- hydrogen abstraction by
 radicals, 0945
- hydrogen peroxide with
 formic acid, 1164
- hydroxylation, 1032
- hydroxysulfonylation, 1179
- hydrozirconation, 1083
- intramolecular addition of
 alcohols, 1037
- intramolecular addition of
 radicals, 1011
- intramolecular Heck
 reaction, 0892
- iodination, 0956
- iodoacetyl potential, 1154
- ionization potential and
 addition reactions, 1018
- isomerization, E/Z and
 positional isomers, 1028
- isomerization, via boranes,
 0771

- Jacobsen-Katsuki epoxidation, 1178
 lactonization, 1186, 1187
 less stable, and the Wittig reaction, 1372
 Lewis acid catalyzed addition of acyl halides, 1161
 Lewis acid catalyzed addition of alkyl halides, 1159
 Lewis acid catalyzed addition of silanes, 1086
- alkenes, metal catalyzed
 addition of alkanes, 1086
 of alkenes, 1088
 of alkynes, 1089
 of aromatic compounds, 1100
 of carbonyl compounds, 1098
 of diazoacetates, 1183
 of Grignard reagents, 1096, 1097
 of imides, 1052
 of ketones, 1098
 of phosphines, 1050
 of silanes, 1086
 to aldehydes, 1135
 to arenes, 1100
 to vinyl halides, 1100
- alkenes, metal catalyzed
 amination, 1046, 1047
 carbonylation, 1138, 1140
 carboxylation, 1144
 cyclization to allenes, 1094
 decarbonylation of acyl halides, 1534
 hydration, 1034
 hydroamination, 1181
 hydroformylation, 1145
 with aryldiazonium salts, 0923
- alkenes, metal induced
 elimination of halo ethers, 1541
- alkenes, metal mediated
 elimination of dihalides, 1539
- alkenes, metal-mediated
 addition to nitriles, 1459
- alkenes, metalation, 0811
- alkenes, Michael type, addition of alcohols, 1039
 addition of amines, 1046
 addition of hydrazoic acid, 1052
 addition of thiols, 1044
 with diaryl sulfimides, 1183
- alkenes, mixed halogenation, 1151
 nitration, and nitronium salts, 0786
 nitroso-halogenation, 1158
 orbital overlap in [2 + 2]-cycloaddition, 1225
 orientation of addition, 1022
- alkenes, oxidation in the Wacker process, 1774
 to aldehydes or ketones, reagents for, 1773–1775
 to allylic alcohols, 1751, 1752
- alkenes, oxidative cleavage, 1742–1745
 with Lemieux-von Rudloff reagent, 1743
 Barbier-Wieland procedure, 1743
- alkenes, oxidative
 decarboxylation of carboxylic acids, 1747
- alkenes, oxyamination, 1180
- alkenes, oxymercuration, 1033
- alkenes, ozonolysis, 1736–1742
 and rearrangement, 1737
 Criegee mechanism, 1738–1740
 regiochemistry of ozonide formation, 1740, 1741
- alkenes, Paterno-Büchi reaction, 1231
 peroxide epoxidation, and microwaves, 1171
 peroxyacid epoxidation, mechanism, 1170
 photochemical addition of alcohols, 1040
 photochemical addition of aldehydes, 1136
 photochemical addition of thiols, 1044
 photochemical isomerization, 0346
 photochemical isomerization, E/Z, 1028
 photochemical [2 + 2]-cycloaddition, aldehydes or ketones, 1231
 photochemistry, 0332, 0346
 photoisomerization, 0346, 1029
 photooxygenation with singlet oxygen, 1178
 polyhalo, 1031
 protonolysis to form carbocations, 0247
 push-pull, 0185
- alkenes, radical addition, generation of radicals, 1124
 of aldehydes, mechanism, 1136
 of silanes, 1087
 rate of reaction, 1124
 stereoselectivity, 1012
- alkenes, radical halogenation, 0958, 0961
 radical-induced addition of polyhalo compounds, 1160
 reaction with peroxides, 1171
 reactivity in alkene metathesis, 1684
 reactivity in diazo transfer reactions, 1237
 reactivity to metal catalyzed hydroformylation, 1145
 reactivity with bromine, 1016
 reactivity with HCN, 1147
 reactivity with mixed halogens, 1151
 reagents for oxidative cleavage, 1742, 1743
 rearrangement, 0769, 0770, 0767
 reducing agents, 1062
- alkenes, reduction by
 hydroboration, 1063
 of alkynes, 1065
 of propargyl halides, 1826
 to alkanes, 1062
 with diimide, 1063
 with metal hydrides-metal salts, 1071
 with samarium iodide and triamines, 1063
 with silanes, 1071
- alkenes, reductive coupling, 1095
 resolution, 0174
 reversible addition of radicals, 1012
 selectivity in catalytic hydrogenation, 1055
 Sharpless asymmetric epoxidation, 1177
 sigmatropic migration of hydrogen, 1648
 Simmons-Smith procedure, 1241
 stability, 1497, 1498
 stereochemistry of elimination reactions, 1501
 stereoselective addition of boranes, 1077
 structure and ozonolysis, 1737
 substituted, and the heck reaction, 0892
 syn addition of bromine, 1004

- alkenes, reductive coupling, (*Continued*)
 thermodynamic stability, 0769, 10771, 372
 thermodynamic stability, and metathesis, 1683
 twisted, 0233
 unsymmetrical, by McMurry coupling, 1860
 versus alkynes, in addition reactions, 1017
 versus alkynes, in ozonolysis, 1738
 via Petasis reagent or Tebbe's reagent, 1381
- alkenes, with acids, HX, 1029
 with acyl halides, 0796
 with acylium ions, 0796
 with alcohols, 1037
 with alcohols and hydrazoic acid, 1612
 with alkenes, temperature and pressure, 1084
 with alkyl azides, 1183
 with amides, 1051
 with aromatic compounds, 0706
 with aryl disulfides, and metal salts, 1179
 with aryldiazonium salts, 0923
 with azodicarboxylates, metal catalyzed, 1047
 with boranes, 0644, 0815, 1075–1082
 with bromine, solvent effects, 1016
 with carbenes, stereochemistry, 1024
 with carbocations, 1000
 with catecholborane, 0817, 1123
 with CCl₄, to from trihalides, 0521
 with chloramine-T, 1180
 with chloronium ions, 1004
 with chlorosulfonyl isocyanate, 1466
 with HBr and peroxides, 1030
 with hypervalent iodine compounds, 1153
 with hypohalous acids, 1152
 with imido selenium compounds, 0788
 with manganese acetate, 1186
 with mCPBA, 1169
 with mercuric acetate, 1033
 with metal hydrides, 1082
- with osmium tetroxide, 1162
 with oxygen, reactivity and structure, 0970
 with peroxyacids, 1169
 with phosphites, 1051
 with photosensitized oxygen, 0968
 with polyhydrogen fluoride-pyridine, 1030
 with potassium permanganate, 1162
 with radicals, 0936, 0941, 0947
 with silyl halides, and DMSO, 1156
 with silylphosphines, 1051
 with silylthiols, 1044
 with singlet oxygen, 0969, 0970
 with sulfonamides, 1051
 with thiourea, metal catalyzed formation of thiiranes, 1179
 with trialkylsilyl halides, 1031
 with trichloroamine, 0567
 with trichloroisocyanuric acid, 1031
 with triplet oxygen, 0969
 with water, 1032
- alkenes, Wurtz reaction, 0589
- alkenes, Z-selectivity, Wittig reaction, 1376, 1377
- alkenylboranes, see boranes, vinyl
- alkoxides, and LIDAKOR, 1518
 cleavage, 0758, 0835
 hydrolysis, 1804
 metal catalyzed reaction with aryl halides, 0873
 metal, syn elimination by E¹, 1515
 metal, thermolysis of alkenes, 1515
 thermal cleavage, 0840
 with alkyl halides, 0529
 with alkyl sulfates, 0532
 with dihalides, 0530
 with inorganic esters, 0532
- alkoxy radicals, 0935
- alkoxy-amination, of alkenes, 1182
- alkoxy-carbonylation, of alkenes, 1139
- alkoxymercuration, of alkenes, 1040
- alkyl azides, see azides
- alkyl chlorides, see halides
- alkyl sulfates, see sulfates
- alkyl trifluoroborates, see trifluoroborates
- alkylation, α to carboxylic acids, 0643
 α to N in amines, 0640, 0641
 α to terminal triple bond, 0647
- acetoacetic acid synthesis, 0624
 and Montmorillonite clay, 0512
 and radicals, 0512
 and substitution, 0425
 carbon versus oxygen, enolate anions, 0514
- cyanoacetic esters synthesis, 0624
- exhaustive, and amines, 0556
- malonic esters synthesis, 0623
- metal catalyzed, enol carbonates, 0629
- alkylation, of aldehydes, 0626
 of alkynes, 0646
 of allylic carbanions, amine or ether, 0641
 of amides, 0570
 of amines, 0555, 0558, 0562
 of aromatic compounds, 0912
 of aromatic nitro compounds, 0914
 of carboxylic acid salts, 0637
 of carboxylic esters, 0626
 of conjugated compounds, 1111
 of cyanide ion, 0648
 of cyclic carbamates, 0569
 of dianions, 0515
 of dimethylhydrazones, 0632
 of dithioacetals or dithioketals, 0637–0639
 of enamine salts, 0636
 of enol carbonates, 0629
 of enolate anions, 0515, 0626–0630
 of enols, and Lewis acids, 0628
 of formamidines, 0641
 of heterocycles, 0914
 of hydrazones, 0633
 of hydroperoxide anions, 0544
 of hydroxynitriles, 0633
 of imides, 0570
 of imines, 0632, 1291
 of inorganic esters, 0532

- of keto-sulfones or keto-sulfoxides, 0624, 0632
- of ketones, 0626
- of ketones, Stork enamine reaction, 0635
- of lactams, 0568
- of lactones, 0627
- of nitriles, 0626
- of oxazines, 0642
- of oxazolidin-2-ones, 0569
- of oximes, 0547
- of phosphines, 0558
- of pyridine, with organometallics, 0913
- of pyrrole, 0557, 0913
- of silyl enol ethers, 0628
- of sulfinic esters, 0640
- of sulfonamides, 0570
- of sulfones, 0640
- of sulfonic acid salts, 0554
- of thioethers, 0639
- alkylation, photochemical, of heterocycles, 0983
 - radical, of aromatic compounds, 0980, 0981
 - radical, of heterocycles, 0982
 - replacement of amino, 0915
 - Tsuji, 0629
 - with dianions, 0625
 - with diazo compounds, 0533
 - with enolate anions, 0263
 - with trialkylboranes, 0644
 - Ziegler alkylation, 0913
- alkylboranes, see boranes
- alkylboronic acids, see boronic acids
- alkylchloroaluminum amides, formation of amidines, 1296
- alkylcopper-magnesium bromide (Normant reagent), 1101, 1102
- alkylidene lactams, from ynamides, 1052
- alkyne allene from alkynes, 1094
- alkyne anions, also see acetylides
- alkyne anions, *ab into* study of 1,2-alkyl shifts, 1579
 - and the Nef reaction, 1359
 - Knoevenagel reaction, 1359
 - metal, and Stephens-Castro coupling (aryl halides), 0903–0906
 - metal, with aryl halides, see Stephens-Castro
 - metal, with boranes, 1631
- alkyne dimerization, metal catalyzed, 1091
- alkyne-alcohols, dehydration, 1515
 - from alleneboranes and aldehydes, 1079
 - hydration, 1039
- alkyne-carboxylic acids, formation of lactones, 1042
- alkyne-esters, from carbonylation of alkynes, 0655
- alkyne-esters, from metallated alkynes, 0814
- alkyne-ketones, by carbonylation of alkynes and aryl halides, 0910
 - by Eschenmoser-Tanabe ring cleavage, 1544
 - conjugate addition of boranes, and boron trifluoride, 1122
 - from amides and alkynylboranes, 1448
 - from epoxy hydrazones, 1544
- alkynes, α -alkylation, 0647
- alkynes, addition, of acids HX, 1007, 1030
 - of acyl compounds, 1135
 - of aziridines, 1192
 - of HCN, 1147
 - of hypohalous acids, 1153
 - of nitril chloride, 1158
 - of Normant reagents, 1101, 1102
 - of organocuprates, 1102
 - of organolithium reagents, 1097
 - of organometallic compounds, 1099
 - of silanes, intramolecular, 1087
 - of sulfonic acids, 1043
 - of sulfonyl halides, 1156
 - reactions and Markovnikov's rule, 1030
 - reactions, and π -orbitals, and UV, 1017
 - reactions, formation of halonium ions, 1018
 - to alkynes, 1044
- alkynes, alkylation, 0646
- alkynes, and anti-Markovnikov hydration, 1035
 - and formation of enol esters, 1042
 - and Friedel-Crafts alkylation, 0707
 - and hydrogen bonding, 0111
 - and proton transfer, 0368
- and Sonogashira coupling, 0904
- and Suzuki-Miyaura coupling, 0899
- and the Cadiot-Chodkeiwicz reaction, 0979
- and the Eglinton reaction, 0978
- and the Fritsch-Buttenberg-Wiechell rearrangement, 1534
- and the Glaser reaction, 0978
- and the Hay reaction, 0979
- and the Heck reaction, 0892
- baker's yeast reduction, enantioselectivity, 1066
- base-catalyzed addition of alcohols, 1039
- bis addition of organometallics, 1101
 - by anti-elimination, 1482
 - by base induced elimination of dihalides, 1531
 - by dehydrogenation of alkenes, 1714
 - by dehydrohalogenation, 1531
 - by E2 reactions, 1482
 - by hydroboration, enantioselectivity, 1631
 - by oxidative coupling of dihalotoluenes, 1783
 - by pyrolysis of acyl phosphorus ylids, 1525
 - by pyrolysis of bis-(ammonium) salts, 1523
 - by Stephens-Castro coupling, 0903–0906
- carbonylation reactions, 0655, 0910, 1139
- catalytic hydrogenation, 1057, 1058, 1065
- copper mediated coupling, 0978
 - coupling with alkanes, 0647
- alkynes, [2 + 2]-cycloaddition, 1221, 1229
 - with alkenes, 1229
 - with cyclopropanes, 1224
- alkynes, cycloaddition with dienes, 1195
- cyclotrimerization, 1243, 1244
- diaryl, 0904
- dihydroxylation and ozonolysis, 1168
- formation of bridged ions, 1018
- formation of vinylic carbocations, 1007

- alkynes, from alkenes, 1533
 from alkenes, by metathesis, 1688
 from alkyl halides, 0646
 from alkyne alkylation, 0646
 from aryl halides, 0903–0906
 from aryl halides, see Stephens-Castro
 from boranes, and metal alkyne anions, 1631
 from metal alkyne anions, 0903–0906
 from metal alkyne anions, see Stephens-Castro
 from nitrenes and alkenes, 1184
 from nitriles, 0904
 from the Wittig-Horner reaction, 1376
 from vinyl halides, 0473
- alkynes, halo, see haloalkynes
- halogenation, 1151
 hydration, 1035
 hydroboration, 1081
 hydroboration, and reduction to alkenes, 1064
 hydroboration, in the presence of alkenes, 1082
 hydrocarboxylation, 1137, 1138
 hydrogenation with the Lindlar catalyst, 1057
 hydrometallation, 1083
 Lewis acid catalyzed addition of silanes, 1086
 Lewis-acid catalyzed addition of alkyl halides, 1160
 lithiation, 0809
 lithio, see lithioalkynes
 mercuric catalyzed hydration, mechanism, 1036
- alkynes, metal catalyzed addition of amides, 1052
 addition of arylboronic acids, 1100, 1103
 addition of Grignard reagents, 1096, 1097
 addition of imides, 1052
 addition of phosphines, 1050
 addition of trialkylboranes, 1102
 addition to alkenes, 1089
 amination, 1048
 carbonylation, 1140
 carboxylation with carbon dioxide, 1042
- conjugate addition, 1117, 1118
 coupling, 0978
 coupling to alkynes, 1091
 coupling with triarylstibines, 0906
 coupling with vinyl halides, 1094
 cyclotrimerization, 1243
 hydration, 1035
 hydroformylation, 1146
- alkynes, metal mediated addition of HCN, 1147
 metal mediated coupling with alkyl halides, 0647
 metalation, 0809
 metathesis, 1688
 methylthio, metal catalyzed coupling with arylboronic acids, 0905
 Michael type, and addition of thiols, 1044
 orientation of addition, 1022
 oxidation to carboxylic acids, 1775
 oxidation to diketones, reagents, 1776
 oxidative cleavage, 1744
 radical addition, 1124
 reaction with dialkylaluminum reagents, 1083
 reaction with haloboranes, 0990
 reaction with organometallics, 1083
 rearrangement to allenes, 0768
 reduction, 1064, 1065
 reductive coupling, 1092
 seleno, hydration, 1036
 silyl, alkylation, 0647
 silyl, as a protecting group, 0979
 silyl, metal catalyzed coupling with aryl halides, 0905
 tetramerization, 1243
 trimerization, 1243
 versus alkenes in addition reactions, 1017
 versus alkenes in ozonolysis, 1738
- alkynes, with alcohols, 1038
 with alkylboronic acids, 0794
 with amines, metal catalyzed, 1048
 with aryl halides, 0899, 0904
- with aryl halides, see Sonogashira
 with bromine or bromonium ions, 1004
 with carbenes, 1238
 with catecholborane, 0820
 with iodo azide, 1159
 with iodonium salts, 0905
 with metals, 0811
 with phosphine oxides, 1051
 with silanes, metal catalyzed, 0647
 with sulfur monochloride, 1179
- alkynyl compounds, and nucleophilic substitution, 0481
- allene-alcohols, tautomerization, 0472
- allene-carboxylic acids, cyclization to butenolides, 1042
- allene-esters, cyclization to butenolides, 1042
- allenes, addition of chloroformates, 1162
- allenes, and addition reactions, 1019
- allenes, and atropisomers, 0148, 0149
 and chirality, 0148
 and cumulative double bonds, 0148
 and formation of conjugated ketones, 0472
 and Markovnikov's rule, 1022
 and Meyer-Schuster rearrangement, 0473
 and mirror plane, 0148
 and rearrangement of alkynes, 0768
 and the Cahn-Ingold-Prelog system, 0158
 and the Heck reaction, 0892
 and the Simmons-Smith procedure, 1241
- allenes, by rearrangement of cyclopropenes, 1238
- allenes, catalytic hydrogenation, 1058, 1065
 cyclic, 0228
 enantioselectivity, 0770
 epoxidation, with oxaziridium salts, 1173
 formation of allylic carbocations, 1021
- allenes, from carbon dioxide and phosphorus ylids, 1380

- from Grignard reagents, 0596, 0609
- from organocuprates, 0602, 0608
- from propargyl esters, 0608
- from propargyl halides, 0596
- from propargylic alcohols, 0769, 1540
- from propargylic ethers, 0617
- allenes, halogenation, 1152
- hybridization, 0148
- hydration, 1037
- metal catalyzed addition of amides, 1052
- metal catalyzed amination, 1049
- metal catalyzed cyclization with alkenes, 1094
- rearrangement, 0768
- rearrangement of en-yne, 0770
- reduction, reagents for, 1065
- resolution of, 0149
- via allylic rearrangement, 0472
- allenes, with alcohols, formation of tetrahydrofurans, 1038
- with chlorosulfonyl isocyanate, 1466
- with electrophiles, 1022
- with halo azide, 1159
- allenes, [2 + 2]-cycloaddition with alkenes or alkynes, 1221, 1222
- allophanates, from carbamates, 1274
- allowed reactions, in Hückel or Möbius systems, 1211
- alloxans, dialkyl, with Oxone, 1173
- allyl anions or allyl cations, and resonance, 0042
- allyl halides, see halides
- allylation, decarboxylative, metal catalyzed, 0996
- allylic α -hydroxylation, 1756
- allylic acetate, also see esters, allylic
- allylic carbanions, 0252, 0641, 0768, 1014
- allylic carbocations, 0240
- allylic carbonates, see carbonates
- allylic compounds, α -hydroxylation, 1756
- ambident substrates, 0518
- and autoxidation, 0967
- with oxygen, 0970
- allylic halogenation, radical, 0960
- allylic oxidation of alkenes, with SeO_2 , mechanism, 1752
- of alkenes, 1751, 1752
- allylic phosphonates, see phosphonates
- allylic radicals, see radicals
- allylic rearrangement, see rearrangement
- allylic substrates, and substitution reactions, 0482, 0483
- allyllithium, 0117
- allyllithium reagents, sulfur stabilized, 0263
- allyltin compounds, acyl addition, in ionic liquids, 1314
- Alpine-Borane [B-(3-pinanyl)-9-borabicyclo[3.3.1]nonane], 1803
- alternant hydrocarbons, 0069
- electrophilic aromatic substitution, 0676
- energy levels, 0070
- odd and even, 0069
- topological polarization, 0071
- alumina, and acyl halides with alcohols, 1411
- and chlorination of lactams, 0851
- and conversion of aldehydes to nitriles, 1287
- and dehydration of alcohols, 1513
- and dehydration of oximes to nitriles, 1547
- and Diels Alder reactions, 1199
- and elimination of alcohols or ethers to alkenes, 1516
- and Meerwein-Ponndorf-Verly reduction, 1796
- and reduction of nitro compounds, 1817
- and sodium borohydride, 1792
- and Suzuki-Miyaura coupling, 0900
- aluminum alkoxides, and Oppenauer oxidation, 1721
- aluminum chloride-butylpyridinium, ionic liquid, 1675
- aluminum compounds, and Meerwein-Ponndorf-Verly reduction, 1796
- aluminum hydride, lithium, see lithium
- aluminum isopropoxides, reduction of carbonyls, 1796
- aluminum, dialkyl, with alkynes, 1083
- aluminum-free Meerwein-Ponndorf-Verly reduction, 1796
- Amberlyst-15, and acetal cleavage, 0526
- ambident nucleophiles, see nucleophiles
- ambident substrates, see substrates
- amidation of alkenes, 1051
- amidation, of aromatic compounds, 0694, 0729
- amide bases, and enolate anion formation, 0799
- and stereoselectivity in the aldol reaction, 1346
- and the Chichibabin reaction, 0915
- and the Haller-Bauer reaction, 0844
- and the Stevens rearrangement, 1621
- and transamination, 0561
- chiral, 0775
- cleavage of ketones, 0844
- halogenation of carboxylic acids, 0782
- with alkyl halides, 0568
- with ammonium salts, 1524
- with aryl halides, 0568, 0876
- with epoxides, 0564
- with benzylic ammonium salts, 0929
- amide esters, by the Passerini reaction, 1468
- amide, sodium, see sodium amide
- amide-esters, from isocyanides, 1467
- amides, also see formamides
- amides bases, with heterocycles, 0915
- amides, acidity, 0383
- acylation by amides, 1437
- acyloxy, see amide-esters
- addition to aldehydes, 1292
- addition to alkenes, 1047, 1187
- alcoholysis, 1421
- alkylation, 0570
- allylic, isomerization to enamides, 1028

- amides, and acidity scales, 0370
 and catenanes, 0131
 and conformation, 0202
 and enantiomeric excess, 0180
 and Friedel-Crafts cyclization, 0715
 and Hofmann rearrangement, 1607
 and hydrogen bonding, 0108, 0113
 and isomers, 0184
 and N-ylids, 0255
 and proton transfer, 0368
 and pyramidal inversion, 0142, 0143
 and resonance, 0202
 and the Claisen reaction, 1355
 and the Haller-Bauer reaction, 0844
 and the Sonn-Müller method to prepare aldehydes, 1815
 and the von Braun reaction, 1550
 and the zip reaction, 1438
 and transamidation, 1425
 and Wittig reaction, 0224
- amides, aryl, from aromatic compounds, 0729
 arylation, 0880
 azidination, 0788
 aziridinyl, vinylcyclopropane rearrangement, 1657
- amides, by α -oxidation of cyclic amines, 1759
 by amidation of alkenes, 1051
 by amination of ketenes, 1050
 by carbonylation, 0654, 0655, 0730, 0824, 1138
 by hydration of alkynes, 1036
 by hydrolysis of isocyanates, 1609
 by hydrolysis of nitriles, 1268, 1269
 by metal catalyzed addition, 0730
 by metal catalyzed addition of amines to nitriles, 1297
 by metal catalyzed addition to alkynes or allenes, 1052
 by oxidation of imines, 1732
 by radical coupling, 0977
 by rearrangement of O-tosyl oximes, 1548
 by rearrangement of oximes, 1613
- by solid-phase synthesis, 1433
 by the Chapman rearrangement, 1697
 by the Ritter reaction, 1459
 by the Willgerodt reaction, 1867
- amides, chiral, and azodicarboxylates, 0789
- amides, conjugate addition, 1130, 1132
- amides, conjugated, for allylic amines, 0851
 radicals coupling, 0976
- amides, dealkylation, reagents, 1852
 dehydration, 1515, 1549, 1550
 dialkyl, as bases, 0388–0390
 dialkyl, halogenation of carboxylic acids, 0782
 enol content, 0100
 enol form, 1458
 enol form, and dehydration to nitriles, 1549
 exchange with carboxylic acids, 1423
 formation with microwaves, 0730
- amides, from acyl halides and ammonia or amines, 1427
 from aldehydes, 0570, 0974
 from alkenes and nitriles, 1459
 from alkyl halides, 0568
 from amide bases, 0568
 from amides, 0880, 0974, 1425
 from ammonium salts with amides, 1437
 from anhydrides and ammonia or amines, 1429
 from aryl halides, 0568
 from carboxylic acids, by dehydrating agents, 1431
 from DMF, 0730
 from esters and ammonia or amines, 1434
 from esters, electrochemistry, 1435
 from Grignard reagents and isocyanates, 1337, 1338
 from hydrocarbons, 0975
 from imino esters, 1697
 from isocyanates, 0729
 from ketones, 0844, 1867
 from nitrenes, 0789
 from nitriles, 0975, 1458
 from organoboranes, 0824
- from oxazolidinone, with alcohols, 1422
 from pyrolysis of ammonium carboxylates, 1430
 from sulfonate esters, 0568
- amides, Gatterman amide synthesis, 0728
 hydrolysis, 1407–1410
 hydrolysis, nucleophilic catalysis, 1408
 keto-enol tautomerism, 0100
 lithiation, 0810
 Mitsunobu reaction, 0570
 N-halo, rearrangement, 0740
 nucleophilic strength, 0568
 rearrangement during hydrolysis, 1408
 reduction to aldehydes, reagents, 1810
 reduction to amines, reagents, 1841
 reduction with silanes, 1841
 spirocyclic, 0695
 torsional barrier, 0202
 twisted, 0224
- amides, with alcohols, 0570, 1421
 with aldehydes, 0570
 with alkenes, 1051
 with alkynylboranes, 1448
 with diazo compounds, 0570
 with Grignard reagents, 1447
 with halogens, 1608
 with hydroxide, 0397
 with hypohalites, 1607
 with phosphorus pentachloride, 1698
 with sulfonyl azides, 0788
 with trimethyloxonium salts, 1422
- amidines, by amination of ketenimines, 1050
 by reduction of nitro compounds, reagents, 1815, 1816, 1817
 from addition of ammonia or amines to nitriles, 1296
 from imidates, 1436
- amidomethylation, aromatic compounds, 0731
- amidyl radicals, 1129
- aminals, formation, 1283
- amination, and sulfamate esters, 0789
 electrochemical, 0975
 of alkenes, 0788, 0789, 1046, 1047, 1050
 of alkynes, metal catalyzed, 1048

- of allenes, metal catalyzed, 1049
- of aromatic compounds, 0693, 0694
- of Grignard reagents, 0880
- of heterocycles, 0915, 0916
- of heterocycles, vicarious substitution, 0916
- of hydrocarbons, 1757
- of ketenimines, 1050
- of organolithium reagents, 0880
- of organometallics, 0821
- amine oxides, and Cope elimination, 1524
- and Meisenheimer rearrangement to oximes, 1623
- and resonance, 0053
- and the Boekelheide reaction, 1624
- and ylids, 0053
- by oxidation of amines, reagents, 1779
- pyrolysis to alkenes, 1524
- reduction to amines, reagents, 1846
- amine-Claisen rearrangement, 1672
- amines, α -alkylation, 0640, 0641
- amines, α -oxidation to amides, 1759
- amines, acidity, 0383
- amines, acylation, 1429
- and aminoboranes, 1433
- and the Merrifield synthesis, 1433
- and the Schotten-Baumann procedure, 1427
- in ionic liquids, 1429
- of amines with esters, catalysts for, 1435
- polymer-bound, 1429
- with esters, 1434, 1435
- with microwaves, 1429
- amines, addition, of organometallics to imines, 1331, 1332
- to alkenes, 1134, 1182
- to isocyanates, 1295, 1296
- to isothiocyanates, 1296
- to ketenes, 1050
- amines, addition to nitriles, 1296
- amines, alkyl halides and hexamethylenetetramine, 0558
- amines, alkylation, 0555, 0558, 0562
- Delépine reaction, 0558
- amines, allylic, carbanions, alkylation, 0641
- formation of conjugated amides, 0851
- amines, amination of alkenes, 1045, 1047
- amines, and carbamate formation, 0542
- and carbonylation, 1139
- and cleavage of methyl ether, 0561
- and cyanamide, 0559
- and differential hydration, 0391
- and formaldehyde, 0730
- and Gabriel synthesis, 0556
- and guanidine, 0570
- and hydrazine, 0569
- and Katritzky pyrylium-pyridinium method, 0554
- and leaving groups, 0498
- and lithium, reductive cleavage of carboxylic esters, 1834
- and Mentshutkin reaction, 0555
- and metal catalyzed amination of alkynes, 1048
- and nitrous acid, 0499
- and organolithium reagents, 0799
- and phase transfer, 0559
- and proton transfer, 0368
- and pyramidal inversion, 0142, 0144
- and racemization, 0144
- and resonance, 0383
- and the Bruylants reaction, 0614
- and the Hinsberg test, 1474
- and the Mannich reaction, 1292–1295
- and the Mitsunobu reaction, 0559
- and the Staudinger reaction, 1822
- and the von Braun reaction, 0586
- and transamidation, 1425
- amines, aromatic or aryl, see aniline
- amines, arylation with arylboronic acids, 0879
- and microwaves, 0877
- and the Gabriel synthesis, 0879
- bicyclic, by amination of alkenes, 1048
- bridgehead, and chirality, 0144
- amines, by base induced rearrangement of ammonium salts, 1621
- by catalytic hydrogenation of nitriles, 1814
- by Hofmann rearrangement, 1607
- by hydrogenation of enamines, 1049
- by hydrolysis of cyanamides, 1269
- by hydrolysis of isocyanates, 1607
- by metal reduction of hydroxylamines, 1819
- by metal reduction of nitro compounds, mechanism, 1818
- by oxidation of hydrocarbons or methylene, 1757
- by reduction of amides, reagents, 1810, 1841
- by reduction of amine oxides, reagents, 1846
- by reduction of azides, 0561, 1822
- by reduction of azo or azoxy compounds, 1823, 1853
- by reduction of C=N compounds, 1811, 1812
- by reduction of diazonium salts, 1823
- by reduction of enamines, 1813
- by reduction of hydrazo compounds, 1853
- by reduction of hydrazones, 1811, 1820
- by reduction of imides, 1842
- by reduction of imines, 1811–1813
- by reduction of isocyanates, 1823
- by reduction of isothiocyanates, 1823
- by reduction of nitriles, reagents, 1813, 1814
- by reduction of nitrilium ions, 1814
- by reduction of nitro compounds, with metals in acid, 1816
- by reduction of nitroso compounds, 1823
- by reduction of oximes, reagents, 1812, 1819, 1820
- by reduction of quaternary ammonium salts, 1844

- amines, (*Continued*)
 by reduction of Schiff bases, 1811
 by reduction of semicarbazones, 1820
 by reduction of sulfonamides, 1844
 by reduction to hydrocarbons, reagents, 1843, 1844
 by reduction, of iminium salts, 1812
 by reductive alkylation, 1288–1291
 by reductive amination with aldehydes or ketones, 1288–1291
 by silane reduction of amides, 1841
 by Stevens rearrangement, 1621
- amines, carbene insertion, 0804
 carbonylation, 0654, 0655, 0850, 0851
 catalytic of enolate anion formation, 0779
 chiral, and Mannich reactions, 1295
 chiral, from formamidines, 0641
 chloro, from amines, 0849
 conjugate addition, enantioselectivity, 1132
 conjugate addition, to thio-lactams, 1130
 cyanation of, 0802
- amines, cyclic, α -oxidation to lactams, 1759
 aminyl-radical cyclization, 0559
 by conjugate addition of amines, 1130
 by reduction of lactams, 1842
 by S_N2' reaction, 0557
 cleavage with cyanogen bromide, 0587
 from alkene-amines, 0557
 from diols, 0560
 from haloamines, 0557, 1695
 ring expansion, and carbonylation, 0851
 von Braun reaction, 0587'
- amines, cycloalkyl, with nitrous acid, 1588
 cyclobutyl, from [2 + 2]-cycloaddition, 1223
 dealkylation, reagents, 1852
- deamination, indirect methods, 1844
 deamination, reagents, 1843, 1844
 dehydrogenation to nitriles, reagents for, 1729, 1730
 demethylation, 0550
 diazotization, and rearrangements, 1566
 diazotization, with alkyl nitrites, 0921
 dicarbonyl, as nucleophiles, 0514
 ditosyl, with halide ions, 0586
 energy barrier to pyramidal inversion, 0142, 0144
 exhaustive alkylation, 0556
 formation of alcohols, 0547
 formation of onium salts, 0376
 formation of Schiff bases, 1282
- amines, from addition of amines to alkenes, 1045
 from addition of ammonia to alkenes, 1045
 from alcohols, 0559
 from alkenes, 0567
 from alkyl halides, 0559
 from amides and Grignard rearrangements, 1447
 from amino ethers, 0617
 from azides, 0822
 from aziridines, 0621
 from cyanohydrins, 0561
 from diazo compounds, 0562
 from enamine alkylation, 0641
 from ethers, 0559
 from Grignard reagents, 0614, 0617
 from hydrolysis of isocyanates, 1610
 from organometallics, 0621, 0821
 from phosphonium salts, 0560
 from trichloroamine, 0567
- amines, Gabriel synthesis, 0569
 halo, from amines, 0849
 Hofmann-Löffler reaction, 1695
 hydrolysis of isocyanates, 1611
 Ing-Manske procedure, 0569
 intramolecular arylation, 0878, 0879
- amines, metal catalyzed, addition to nitriles, 1297
- amination of allenes, 1049
 animation of alkenes, 1046, 1047
 arylation, 0877–0880
 carbonylation, 0850
 conjugate addition, 1130
 coupling to diamines, 1857
 reaction with aryl halides, 0693
- amines, metal mediated, arylation, 0879
- amines, metal reduction of nitro compounds, 1819
- amines, migration, 1603
- amines, N-arylation, 0876
- amines, N-Boc, metal catalyzed lithiation, 0640
- amines, naphthyl, from naphthols, 0882
- amines, nitration, 0847, 0848
- amines, nitrosation, 0846, 0847
- amines, organometallic compounds with imines, 1330–1334
- amines, oxidation, to amine oxides, reagents, 1779
 to hydroxyamines, reagents for, 1777
 to imines, 1767
 to ketones or aldehydes, 1767
 to nitriles, 1729, 1730
 to nitro compounds, reagents, 1778
 to nitrones, 1732
 with manganese dioxide, 1731
 with Oxone, 1768
 with TPAP, 1768
 reagents for, 1767
- amines, photochemistry, 0332
 Pictet-Spengler reaction, 0716
 reactivity differences with halides, 0556
 reagents for acylation, 1432
 replacement by an alkyl group, 0915, 0923
 silyl, with aryl halides, 0878
 silylalkyl, 0559
 substitution of aryl halides, base catalysis, 0856
 substitution of aryl halides, 0855
 transamination, 0561
- amines, with acyl halides, 1427
 with acyl halides to give ketenes, 1532
 with aldehydes or ketones, 0716, 0974, 1281

- with alkyl halides, 0555
- with alkynes, metal catalyzed, 1048
- with anhydrides, 1429
- with aromatic compounds, 0730
- with aryl halides, and the Goldberg reaction, 0876
- with aziridines, 0566
- with benzyl chloroformate, 1428
- with boron trifluoride, 1438
- with calcium, reduction of aromatic compounds, 1069
- with carbon dioxide, 0851
- with carbon disulfide, 1297
- with carbonates, 1435
- with carboxylic esters, 1434, 1436
- with chloroform, 0567
- with chloroformates, 1428
- with cyanogen bromide, 0586
- with cyclic anhydrides, 1429
- with cyclopropane, 0567
- with diazo compounds, 0562, 1242
- with diketones, 1283
- with dimethyl(methylthio) sulfonium salts, 1185
- with epoxides, 0562, 0563
- with hypohalites, 0849
- with KOH, 0547
- with lactams, high pressure, 1438
- with β -lactones, and angle strain, 1437
- with lithium, reduction of aromatic compounds, 1069
- with Mannich bases, 0562
- with nitro-ketones, 0844
- with nitronium salts, 0848
- with nitrous acid, 0247, 0846, 0847
- with onium salts, 0852
- with organocuprates, 0822
- with oxetanes, 0565
- with phosgene, 1427
- with pyrylium ions, 1283
- with sulfonyl halides, 1471, 1474, 1475, 1532
- with tert-butoxy anhydride, 1428
- with thiiranes, 0565
- with thiophosgene, 1428
- with tricarbonates, 0851
- amino acid surrogates, 0632
- amino acids, and semipinacol rearrangement, 1586, 1587
- by the Sorenson method, 0624
- conversion to lactams, 1431
- diazotization, 0585
- from acyl halides, 0789
- from azido acids, 0788
- with nitrous acid, rearrangement, 1586, 1587
- amino acids-boric acid, and resolution, 0173
- amino leaving groups, in Mannich bases, 0498
- amino-alcohols, also see hydroxyamines
- and cyclodextrin, 0563
- and microwaves, 0563
- coupling ketones with O-methyl oximes, 1858
- enantioselective formation, 0563
- formation of aziridines, 0560
- from amines, 0565
- from azido-alcohols, 0564
- from enamines, 1079
- from epoxides, 0562, 0564
- from isocyanides, 0568
- from oxetanes, 0565
- with lithium perchlorate in ethers, 0563
- with nitrous acid, 1589
- amino-carbonylation, of alkenes, 1139
- amino-Cope rearrangement, 1660
- amino-esters, diazoesters with amines, 1242
- amino-ethers, alkoxy-amination of alkenes, 1182
- from alcohols, 0537
- from aziridines, 0537
- amino-ketones, by oxidation of enamines, 1775
- by rearrangement of O-tosyl imines, 1605
- by the Mannich reaction, 1292–12195
- by the Neber rearrangement, 1605
- elimination, 1293
- from the Mannich reaction, 1294
- amino-nitriles, and cyanohydrins, 1391
- and the Strecker synthesis, 1391
- the Bruylants reaction, 0614
- with Grignard reagents, 0614
- amino-organocuprates, 1112
- amino-thiols, from epoxides, 0565
- aminoalkylation, of aromatic compounds, 0730
- aminoboranes, with carboxylic acids, 1433
- aminocarbenes, 0286
- aminohydroxylation, of alkenes, 1180
- aminoketones, from Eschenmoser's salt, 1294
- aminomercuration, of alkenes, 1050, 1181
- aminomethyl aromatic compounds, 0929
- aminonitrenes, addition to alkenes, 1184
- aminophenols, from oximes, 0930
- from the Bamberger rearrangement, 0930
- aminopyridine, halogenation, 0701
- aminosulfonylation, of alkenes, 1185
- aminyl-radicals, 1129
- aminyl-radical cyclization, 0559
- ammonia, addition to cyanamide, 1296
- addition to nitriles, 1296
- amination of alkenes, 1045
- and enolate alkylation, 0627
- and formation of enolate anions, 0631
- and pyramidal inversion, 0142, 0144
- and sodium, reduction of alkynes, 1064
- and the Bucherer reaction, 0882
- impurities, and the Birch reduction, 1067
- supercritical, 0415
- supercritical, enzymatic carboxylation, 0729
- ammonia, with acyl halides, 1427
- with alkyl halides, 0555
- with anhydrides, 1429
- with carboxylic acids, 1430
- with carboxylic esters, 1434
- with conjugated ketones, 0631
- with epoxides, 0562
- with metals, and decyanation, 0845

- ammonia, with acyl halides, (*Continued*)
 with metals, and formation of enolate anions, 0907
 with metals, cleavage of cyclopropanes, 1075
 with metals, reduction of alkynes, 1064
 with sulfonyl halides, 1474, 1475
 ammonium formate, see formate
 ammonium salts, alkyl rearrangement, 0741
 and amination of alkenes, 1048
 and formation of aldehydes, 1034
 and Hofmann degradation, 1522
 and Hofmann's rule, 1498
 and Hofmann-Martius reaction, 0741
 and phase transfer catalysis, 0509
 and Stevens rearrangement, 0929, 1621
 and syn-elimination, 1483
 base induced rearrangement, 1621
 benzylic, and Sommelet-Hauser rearrangement, 0929
 chiral, with HCN, 1392
 cleavage, 0542
 dealkylation, 0562
 demethylation, 0550
 from amines and alkyl halides, 0556, 0846
 heating, formation of alkyl halides, 0586
 pyrolysis, to alkenes, 1521
 quaternary, and out-in isomers, 0189
 quaternary, and the Emde reduction, 1845
 quaternary, thermal stability, 0510
 tetraalkyl, reduction to amines, 1844
 with amide bases, 1524
 with amides, 1437
 with organolithium reagents, 0810, 1523
 ammonium-ketones, and Robinson annulation, 1350
 amphiprotic properties, 0772
 anchimeric assistance, and cyclopropyl, 0455
 and S_N2 reactions, 0446
 in migrating group in rearrangements, 1565
 angle strain, β -lactones with amines, 1437
 angles, bond, see bond angles
 angles, dihedral, see dihedral angle
 angles, torsion, see torsion angle
 angular polyacenes, 0061
 anhydrides, alcoholysis, 1412
 alcoholysis, enantioselectivity, 1413
 and dehydration of alcohols, 1515
 and nitration of anilines, 0688
 and the Perkin reaction, 1363
tert-butoxy, with amines, 1428
 by dehydration of carboxylic acids, 1423
 cyclic, alcoholysis, 1413
 cyclic, and Friedel-Crafts acylation, 0722
 cyclic, from dicarboxylic acids, 1423
 cyclic, with amines, 1429
 formation of acyl azides, 0573
 Friedel-Crafts acylation, 0719
 from acyl halides and carboxylate salts, 1422
 from acyl peroxides, 0972
 from addition of carboxylic acids to ketene, 1042
 from aldehydes, 0972
 from carboxylic acids and enol esters, 1424
 hydrolysis, 1399
 mixed organic-inorganic, from anhydrides, 1424
 mixed, Friedel-Crafts acylation, 0721
 mixed, from acyl halides and carboxylate salts, 1422
 mixed, with amines, 1430
 organic-inorganic, hydrolysis, 1413
 reaction with aldehydes, 1273
 reaction with sulfoxides, 1866
 reduction to aldehydes, 1810
 reduction to lactones, reagents, 1840
 sulfonic, and Friedel-Crafts acylation, 0720
 sulfonic, Vilsmeier-Haack reaction, 0725
 triflic, with amides and alcohols, 1421
 trifluoroacetic, and DMSO, for oxidation of alcohols, 1721
 with alcohols, 1412, 1413
 with aldehydes, 1363
 with ammonia or amines, 1429
 with carboxylic acids, 0840
 with ethers, 0542
 with hydrogen peroxide, 0545
 with inorganic acids, 1424
 with organometallics, enantioselectivity, 1446
 with phosphorus ylids, 1379
 aniline, and resonance, 0048
 anilines, acyl, halogenation, 0740
 acyl, Orton rearrangement, 0740
 ammonium salts, and rearrangement, 0741
 ammonium salts, Hofmann-Martius reaction, 0741
 ammonium salts, photolysis, 0742
 and formation of aryl halides, 0985
 and hydroxylation reactions, 0734
 and Reilly-Hickenbottom rearrangement, 0741
 and the Bucherer reaction, 0882
 and the Mannich reaction, 1293
 and the Mills reaction, 0922
 azo compounds, 0740
 Boyland-Sims oxidation, 0734
 conjugate addition, 1130
 deamination, by reduction of diazonium salts, 1847
 diazotization, 0917, 0918
 Fischer-Hepp rearrangement, 0739
 formation of aryl azides, 0572
 Friedel-Crafts alkylation, 0709
 from alcohols, 0560
 from amines, 0699, 0875, 0876
 from aromatic compounds, 0693
 from aryl halides, 0875

- from aryl phosphates, 0883
 from Grignard reagents, 0880
 from hydrazoic acid, 0693
 from N-nitroamines, 0738
 from organolithium reagents, 0880
 from oximes, 0930
 halogenation, and Lewis acids, 0699
 Hofmann-Martius reaction, 0741
 N-nitro, rearrangement, 0738, 0739
 N-nitroso, rearrangement, 0739
 nitration of, 0688
 oxidation to azo compounds, 1731
 oxidation to nitroso compounds, 1776, 1777
 oxidation with Caro's acid, mechanism, 1777
 rearrangement, with organolithium reagents, 1624
 replacement of amino with alkyl, 0915, 0923
 ring closure with aldehydes or ketones, 1282
 with alkyl nitrites, 0985
 with aryl nitroso compounds, 0922
 with Caro's acid, 1777
 with epoxides, 0563
 with hyponitrites and allyl halides, 0923
 with thionitrites, 0985
 anionic cleavage, 0835
 1,3-anionic cycloadditions, 1193
 anions, addition to alkenes, 1007
 addition to conjugated carbonyls, 1008
 N-nitro, rearrangement, isotopic labeling, 0738
 anisotropy, and alkenes, 0056
 and aromatic compounds, 0056
 and cyclophanes, 0056
 annellation, 0061
 and cyclopentadiene, 0063
 and strain, 0052
Annual Reports on Organic Synthesis, 1892
 [6 + 2]-annulation, and Brook rearrangement, 1701
 annulation, Robinson, see Robinson
- annulenes, and alkyne coupling, 0978
 and antiaromaticity, 0075, 0088, 0089
 and aromaticity, 0071, 0078, 0079, 0082, 0085–0087
 and Hartree-Fock calculations, 0080
 and HPLC, 0092
 and Hückel's rule, 0079
 and Möbius aromaticity, 0091, 0092
 and NMR, 0079, 0080, 0083, 0084, 0087, 0088, 0089, 0090
 and planarity, 0080
 and the Eglinton reaction, 0978
 and X-ray crystallography, 0084, 0085, 0089
 aromatic substitution, 0081, 0084
 aromaticity, 0083, 0084
 atropic, 0090
 bond alternation, 0089
 bond angles, 0079
 bond distance, 0085, 0089
 bridged, 0089
 definition of, 0071
 diatropic, 0081
 heat of combustion, 0091
 planarity of, 0091
 twist conformations, 0080
 anomeric effect, 0210, 0211
 antarafacial migration, in sigmatropic rearrangement, 1648, 1649
 antarafacial overlap, 1213
 anthracene compounds, as host, 0128
 anthracene derivatives, Bradsher reaction, 0715
 anthracene, alkylation of, with organometallics, 0914
 and resonance, 0049
 catalytic hydrogenation, 1067
 resonance energy, 0060
 anti addition, 1001
 and alkenes, 1006
 anti nomenclature, 0166
 anti-aromaticity, and azirines, 1184
 anti-Bredt alkenes, by the Wittig reaction, 1373
 anti-Markovnikov addition, alkene amination, 1050
 and aminomercuration, 1050
 HBr, peroxides, and alkenes, 1030
 hydration of alkynes, 1035
 Lewis acid catalyzed, silanes to alkenes or alkynes, 1087
 of boranes to alkenes, 1078
 of cyanide, 1148
 phosphines and alkynes, metal catalysts, 1050
 radicals to alkenes, 1124
 silanes to alkenes, 1087
 thiols to alkenes, 1043
 water to alkenes, 1033
 antiaromatic compounds, and bond distance, 0057
 antiaromatic systems, and ring current, 0057
 antiaromatic, and cyclobutadienes, 0073
 antiaromatic, oxirenes, 1174
 antiaromaticity, 0073
 and annulenes, 0075, 0088, 0089
 and cyclazines, 0089
 and cycloheptatrienyl anions, 0079
 and indacene, 0089
 and NMR, 0075, 0090
 and paratropic compounds, 0090
 and stability, 0074
 diplediadiene, 0090
 for cyclobutadiene, 0038
 antibodies, catalytic, and epoxidation, 1172
 antibody-catalyzed oxy-Cope rearrangement, 1660
 antibody-catalyzed [3 + 2]cycloadditions, 1191
 antibonding orbitals, 0005, 0006
 and S_NAr reactions, 0866
 antimony pentafluoride and FSO₃H, 0358
 antimony pentafluoride, and cation stability, 0236
 antimony, and optical activity, 0144
 antioxidants, and autoxidation, 0967
 aprotic solvents, 0502
 aqueous media, and the Heck reaction, 0893
 Arbuzov reaction, 1375
 arenes, see aromatic compounds
 arenium ion mechanism, 0657, 0658, 0913
 arenium ion mechanism, evidence for, 0659–0662
 arenium ions, 0240, 0658
 +I and -I effects, 0667

- arenium ions, (*Continued*)
ab initio study, 0662
 activating groups, 0665
 and carbocations, 0658
 and deuterium ions, 0661
 and encounter complex, 0664
 and Lewis acids, 0663
 and nitration, 0691
 and resonance, 0658
 and σ -complexes, 0658
 and the E1 mechanism, 0657
 and the Hammond postulate, 0666
 deactivating groups, 0665
 destabilization, 0667, 0669
 field effects, 0667
 ipso position, 0672
 isolation, 0661
 isotope effects, 0659
 kinetics versus
 thermodynamic control, 0666
 partition factor and
 partitioning effects, 0659, 0660
 polyfluorinated, 0661
 stability, 0663
 stabilization, 0667, 0668
 stable solutions, 0662
 substituted, and resonance, 0666
- argon, as a guest, 0127
- Arndt-Eistert synthesis, 1457, 1599
- Arndt-Eistert synthesis, and Wolff rearrangement, 1599
- aromatic carboxylic acids, see carboxylic acids
- aromatic character, 0055
- aromatic compounds, activation groups, 0665
- aromatic compounds, addition of carbenes, 1239
 addition of Grignard reagents, 1119
 alkyl substituents, also see benzylic
 amidation, 0694
 amidomethylation, 0731
 amination, 0693, 0694
 aminoalkylation, 0730
 aminomethyl, 0929
- aromatic compounds, and anisotropy, 0056
 and annellation, 0061
 and aromaticity, 0054, 0057
 and Benkeser reduction, 1069
- and benzylic hydrogens, with radicals, 0947
- and Birch reduction, 1067
- and cyclodehydration, 0715
- and deactivating groups, 0665
- and DEAD, 0695
- and electron donor-acceptor complexes, 0115
- and field effects, 0021
- and Gatterman-Koch reaction, 0725
- and geared molecules, 0231
- and hydrogen exchange, 0684
- and MO calculations, 0033
- and π - π -interactions, 0114
- and resonance, 0033, 0049
- and restricted rotation, 0232
- and retro-Diels-Alder reactions, 1545
- and strain, 0230, 0231
- and the Baker-Nathan effect, 0096, 0097
- and the Dakin reaction, 1746
- and the Duff reaction, 0727
- and the Gomberg-Bachmann reaction, 0924
- and the Haworth reaction, 0722
- and the Schiemann reaction, 0921
- and the Wurtz-Fittig reaction, 0589
- and thermal extrusion of carbon monoxide, 1545
- aromatic compounds, aromatic character, 0055
 arylation, 0924-0926, 0981
 arylation, mechanism, 0925, 0926
 bond alternation, 0051
 bromination, 0664
 by aromatization of six-membered rings, 1709
 by Bergmann cyclization, 1641
 by decarboxylation, 0745
 by dehydroxylation of phenols, 1830
 by electrocyclic ring closure, 1645
 by reduction of diazonium salts, reagents, 1847
 by reduction of phenols, 1830
 by reversal of Friedel-Crafts alkylation, 0742
 canonical forms, 0060
- catalytic hydrogenation, 1066
- chlorination, 0664, 0670
- cyclotrimerization of alkynes, 1243
- deactivated, amination, 0693
- decarbonylation, 0745
- dihydroxylation, 1168
- directed ortho metalation, 0912
- electrolysis, formation of phenols, 0734
- electronic effects, and Birch reduction, 1067
- fluorination, 0704, 0921
- formation of aldehydes, 0724
- formation of anilines, 0693
- formation of biaryls, 0718
- formation of nitriles, 0733
- formation of thioethers, 0731
- formylation, 0724
- Friedel Crafts acylation, 0697, 0710
- aromatic compounds, from alcohols, 0707
 from alkenes, 0706
 from alkyl halides, 0706
 from aromatic compounds, 0980
 from aryl ethers, 0748
 from aryl halides, 0749
 from aryl ketones, 0745
 from aryl organometallics, 0751
 from arylsulfonic acid, 0748
 from en-diynes, 1641
- aromatic compounds, fused ring, 0052, 0060, 0253
- Gatterman amide synthesis, 0728
- halogenation, 0698-0702
- halogenation, with NBS, 0699
- hydroxyalkylation, 0713
- hydroxylation, 0733, 0964, 0965, 0734
- iodination, 0703
- lithiation, 0911-0915
- mercuration, 0913
- metal catalyzed addition to alkenes, 1100
- metal catalyzed hydrogen exchange, 0685
- metalation, 0734, 0911-0915
- methyl, see methyl aromatic
- Mills-Nixon effect, 0052
- nitration, 0664, 0665, 0685, 0686, 0688
- nitration, and arylboronic acids, 0690

- nitro, from N-nitroanilines, 0738
nitroso, 0739
organometallics with aryl halides, 0604, 0605, 0606, 0607
ortho-meta-para substitution, 0665
oxidation of side chains, 1745
oxidation of side chains, alkyl group reactivity, 1746
oxidative cleavage, reagents, 1744
phenylenes, 0051
photochemical coupling with aryl halides, 0981
radical alkylation, 0980, 0982
reactivity, 0665, 0679
reactivity with radicals, 0950
reduction with metals and ammonia, 1067
replacement of nitro with alkyl, 0927
Schiemann reaction, 0705
six-membered rings, 0058
strained, 0052
strained, and rotation barrier, 0231
sulfonation, 0695, 0696
thioalkylation, 0731
tormented or twisted, 0051
trichloroacetonitrile, 0733
UV and IR, and strain, 0230, 0231
aromatic compounds, with acyl halides, 0719
with acyl peroxides, 0980
with aldehydes, 0713
with alkenes, 0706
with alkyl halides, 0705
with amines, 0730
with aryl organometallics, 0718
with aryldiazonium salts, 0924
with calcium and amines, 1069
with DMSO, 0731
with Fenton's reagent, 0964
with formaldehyde, 0717
with hydrazoic acid, 0693
with ketones, 0713
with mercury fulminate, 0733
with metals and amines, 1069
with nitriles, 1185
with nitriles, 0732
with nitronium salts, 0689
with organolithium reagents, 0911–0915
with peroxyacids, 0733
with phenonium ions, 0456
with phosgene, 0728
with polyphosphoric acid, 0698
with *Pseudomonas putida*, 1168
with radicals, mechanism, 0940
with sulfonyl halides, 0697
with sulfoxides, 0731
with sulfur trioxide, 0696
with sulfuric acid, 0695
aromatic diazonium salts, see diazonium salts
aromatic groups, β , and neighboring groups, 0459
aromatic hydrocarbons, alternant, electrocyclic rearrangement, 1646
aromatic hydrocarbons, oxidation to quinones, 1764
aromatic index, see aromaticity index
aromatic rings, as neighboring groups, 0455–0457
aromatic sextet, 0055, 0058
aromatic side chains, oxidation, reagents, 1745
aromaticity, 0054
aromaticity index, 0062–0064
aromaticity index, and fulvalenes, 0069
aromaticity, and absolute hardness, 0063
and annellation, 0061
and Bader's electron delocalization index, 0064
and Baird's theory, 0069
and bond alternation, 0065
and bond distances, 0072
and bond order, 0063
and chemical shift, 0055
and cyclobutadiene or cyclodecapentaene, 0071
and cycloheptatrienyl anion, 0078
and cyclooctatetraene, 0071, 0078
and cyclopentadienyl cation, 0076
and cyclopropenyl anion, 0076
and diamagnetic ring current, 0055, 0072
and diatropic, 0055
and fullerenes, 0094
and Hückel's rule, 0071, 0078
and Hund's rule, 0072
and hybridization, 0050
and isotope labeling, 0065
and methanoannulenes, 0081, 0082
and molecular refraction, 0063
and NMR, 0055, 0083, 0084
and partial bond fixation, 0059
and planarity, 0072, 0086
and resonance energy, 0062
and ring current, 0055
and sybdones, 0092
and symmetry, 0072
and the Hess-Schaad model, 0057
and the conjugated-circuit model, 0057
and the hardness model, 0057
and the Herndon model, 0057
and the pyrylium ion, 0058
and the SCF method, 0058
and the tropylium ion, 0067
aromaticity, aromatic character, 0055
aromatic sextet, 0058
bishomoaromatic, 0093
homoaromatic compounds, 0093, 0094
Hückel, 0091
mesoionic compounds, 0092
Möbius, 0091, 0092
nonaromatic systems, 0071
aromaticity, of annulenes, 0071, 0078, 0079, 0082–0087
of aromatic compounds, 0054, 0057
of arynes, 0861
of azaannulenes, 0081
of azulene, 0067
of benzene, 0038
of benzenoid hydrocarbons, 0057
of benzoannulenes, 0084
of calicene, 0069
of cyclopentadienide ion, 0062
of fulvalenes, 0068
of fused ring aromatic compounds, 0064
of heptalene, 0067
of heteroaromatic compounds, 0057, 0058, 0062
of naphthalene, 0061
of pentalene, 0067

- aromaticity, of
 annulenes, (*Continued*)
 of phenacenes, 0087
 of phenalene, 0060
 of phenanthrene, 0059
 of polyacenes, 0061
 of pyrenes, 0083
 of the cyclopropenyl cation, 0072
 of the squaric acid dianion, 0092
 of triphenylene, 0061
 of tropone, 0065
 aromaticity, spherical
 homoaromaticity, 0094
 aromaticity, superaromatic, 0087
 aromaticity, trihomoaromatic, 0093
 aromatization, by Bergmann cyclization, 1641
 by DDQ, 1710
 metal catalysts for, 1709
 of six-membered ring compounds, 1709
 reagents for, 1710, 1711
 to form heterocycles, 1711
 with chloranil, 1710
 with quinones, 1710
 with selenium, 1710
 with sulfur, 1710
 arsenic, and optical activity, 0144
 arsine ylids, 1370
 arsines, and ylid formation, 1370
 aryl carbenes, 0286
 aryl carbocations, see carbocations
 aryl groups, migration in carbocations, 1577
 aryl radicals, see radicals
 arylation reactions, and sonochemistry, 0352
 arylation, and the Heck reaction, 0891–0897
 and the malonic ester synthesis, 0714
 Meerwein, 0923
 of active methylene compounds, 0906–0908
 of alkenes, 0890, 0923
 of amides, 0880
 of amines, 0876–0878
 of aromatic compounds, 0924, 0925
 of enolate anions, 0906–0908
 of haloalkynes, metal catalyzed or mediated, 0647
 of lactams, 0880
 of oximes, metal catalyzed, 0986
 of silanes, metal catalyzed, 0911
 of sulfonamides, 0569
 radical, 0718, 0982
 arylazides, see azides
 aryllithium, see organolithium, aryl
 arylthallium compounds, reactions, 0913
 arynes, and aromaticity, 0861, 0862
 and nonaromatic rings, 0862
 hetarynes, 0862
 in the Diels-Alder reaction, 0861
 substrate structure and regioselectivity in formation, 0867
 ascorbic acid, and Udenfriend's reagent, 0965
 aspartic acid, specific rotation, 0139
 asymmetric atom, see chiral or stereogenic
 asymmetric catalysts, hydrogenation, 1073
 asymmetric dihydroxylation, 1165, 1166
 asymmetric epoxidation, see epoxidation
 asymmetric hydrogen bonds, 0109
 asymmetric induction, see enantioselectivity
 asymmetric reduction, of prochiral ketones, 1799–1803
 asymmetric synthesis, see synthesis
 asymmetric [3, 3]-sigmatropic rearrangement, 1663
 ate complexes, 0376
 onium salts, 0376
 with organolithium reagents, and reduction of alkyl halides, 1827
 atom transfer, see hydrogen transfer
 atom transfer, of radicals, 1011
 atomic orbitals, overlap of, 0004
 atomization, heat of, see heat of atomization
 atoms stereogenic, see stereogenic, chiral
 atoms, chiral, see chiral, stereogenic
 atropic, annulenes, 0090
 atropisomers, and a chiral axis, 0158
 and BINAP, 0147
 and Friedel-Crafts coupling, 0714
 and restricted rotation, 0148
 of alkaloids, 0148
 of allenes, 0148, 0149
 of benzylic alcohols, 0147
 of biaryls, 0146, 0902
 of calixarenes, 0149
 of conformations, 0203
 of pyrroles, 0147
 of sulfoxides, 0147
 of thioamides, 0184
 resolution of, 0149
 attacking reagent, definition, 0296
 Austin Model, 0035
 autoxidation, allylic and benzylic hydrogens, 0967–0969
 auxiliaries, Evans, and enolate alkylation, 0629
 auxochrome, 0334
 axial, in chair conformations, 0204
 axis, chiral, and R/S nomenclature, 0158
 of symmetry, and chirality, 0140
 aza-Brook rearrangement, 1701
 aza-Claisen rearrangement, metal catalysts, 1671
 aza-Cope rearrangement, 1660, 1672
 aza-Diels-Alder reactions, 1217
 aza-Wittig, 1380
 aza-Wittig rearrangement, 1625
 azaadamantanone, and the Wittig reaction, 0224
 azaannulenes, 0080, 0081
 azabullvalenes, 1665
 azacrown ethers, see ethers, azacrown
 azadienes, chiral, 1218
 Diels-Alder reaction, 1217
 azadodecahedranes, 0222
 azapagodanes, synthesis, 0222
 azeotropes, and formation of borate esters, 0817
 azeotropic distillation, and acetal or ketal formation, 1270
 and enamine formation, 1283
 and formation of imines, 1282
 azetidines, from amines and ditosylates, 0557
 azide ion, and inversion, 0443
 and rate of ionization, 0442
 with epoxides, 0564
 with alkynes, 1159

- azides, metal catalyzed reaction with epoxides, 0564
- azides, sodium with
iodosobenzene, 1182
- azides, sodium, with aldehydes, 1440
- azide-alcohols, cyclization to aziridines, 0572
- azides, 1,3-dipolar addition, 1183
- azides, acid catalyzed ring expansion, 1610
- azides, acyl, 1561
and the Curtius rearrangement, 1609
from acid derivatives, 0571, 0573
from aldehydes, 1440
from nitrous acid and hydrazines, 1609
in the Curtius reaction, 0572
thermolysis to isocyanates, 1608
- azides, addition to alkenes, 1182, 1183
and formation of nitrenes, 0294
and phase transfer, 0572
and the Staudinger reaction, 1822
and triazenes, 0822
and ultrasound, 0572
- aryl, from aniline derivatives, 0572
- aryl, ring expansion, 1610
- aryl, with haloalkylboranes, 0822
- by addition of hydrazoic acid to Michael-type alkenes, 1052
- by Mitsunobu reaction, with alcohols, 1612
- carbonylation, 0851
- conjugate addition, 1131
- from alcohols, alkenes, and hydrazoic acid, 1612
- from alkyl halides and azide ion, 0571, 0572
- from benzylic alcohols, 0561
- from hydrazines, 0846
- halo, by addition of haloazide to alkenes, 1158
- halo, with alkenes or allenes, 1159
- metal catalyzed Schmidt reaction, 1612
- polymer supported, diazo transfer reagents, 1237
- pyrolysis to imines, 1609
- reduction, 0561, 0822, 1822
- reduction, and amidation of alkenes, 1052
- silyl, with epoxides, 0564
- sulfonyl, and diazo-transfer reactions, 0787
- sulfonyl, reduction to sulfonamides, 1822, 1823
- sulfonyl, with active methylene compounds, 0787
- sulfonyl, with amides, 0788
- tosyl, with active methylene compounds, 0787
- tosyl, with organolithium reagents, 0822
- with haloalkylboranes, 0822
- with organometallics, 0821, 0880
- azidation, 0788
- azido-amides, 0788
- azido-amines, from silylazides, 0566
- azido-ketones, from ketones, 0573
- azidomercuration, of alkenes, 1053
- azirenes, intermediates in the Neber rearrangement, 0312, 1606
- aziridination, of alkenes, in ionic liquids, 1185
- aziridines, addition to alkynes, 1192
- ambident substrates, 0518
- and leaving groups, 0497
- and the tetrahedral mechanism, 0475
- asymmetric, from alkenes, 1184
- by extrusion of nitrogen from triazolines, 1553
- by extrusion of sulfur dioxide from sultams, 1556
- by reduction of oximes, 1820
- by thermolysis of triazolines, 1183
- carbonylation, 1466
- chiral, from reduction of azirines, 1184
- conformational stability, 0142, 0144
- enantioselective preparation, 0572
- from alkenes, 1183, 1184
- from allene-amides, 1052
- from amino-alcohols, 0560
- from azide-alcohols, 0572
- from diazoacetates and imines, 1183
- from epoxides, 0565
- from haloamines, 0557
- from imines, 1337
- from imines and sulfur ylids, 1385
- from iodo azides, 1159
- from nitrenes and alkenes, 1184
- from photolysis of triazolines, 1183
- from sulfimides and Michael type alkenes, 1183
- halogenation of, 0584
- metal catalyzed ring opening, 0566
- opening by nucleophiles, 0621
- via nucleophilic substitution, 0475
- with alcohols, 0537
- with allylic alcohols, 0621
- with amines, 0566
- with nitrous acid, 1538
- with organometallics, 0621
- aziridinium salts, and migration of amino groups, 1604
- azirines, from alkynes, 1184
- metal catalyzed [4 + 2]-cycloaddition, 1216
- stability, 1184
- azo compounds, also see AIBN
- azo compounds, and aryl triazenes, 0692
- and E/Z nomenclature, 0183
- and radicals, 0279
- and the Mills reaction, 0922
- aryl, from aryl triazenes, 0740
- by oxidation of anilines, 1731
- by oxidation of hydrazines, reagents, 1730
- by reduction of azoxy compounds, reagents, 1846
- by reduction of nitro compounds, reagents, 1863
- by Wallach rearrangement, 1698
- decomposition to radicals, 0935
- Diels-Alder reaction, 1216
- E/Z isomerization, 0692
- electrophilic aromatic substitution, 0691
- from anilines, 0922
- from aryl nitroso compounds, 0922
- from aryldiazonium salts, 0926

- from azoxy compounds, 1698
 oxidation to azoxy compounds, 1779
 photoisomerization, 0346
 reduction to amines, 1823, 1853
 reductive alkylation, 1291
 water soluble, 0935
 with aromatic compounds, 0925
- azo dyes, 0691
 azo-Claisen rearrangement, 1672
 azobenzenes, by reduction of nitro compounds, 1817
 azobenzenes, metal catalyzed coupling, 0692
 azobis compounds, radical initiators, 1124
 azobisisobutyronitrile, see AIBN
 azodicarboxylates, and chiral amides, 0789
 azodicarboxylates, with alkenes, metal catalyzed, 1047
 azoles, metal catalyzed coupling with aryl halides, 0887
 azoxy compounds, and ESR, 0849
 and radicals, 0849
 and the Wallach rearrangement, 1698
 by oxidation of amines, 1731
 by oxidation of azo compounds, 1779
 by reduction of nitro compounds, reagents, 1862
 from alkyl diazotates, 0573, 0574
 from alkyl halides, 0573, 0574
 from nitroso compounds, 0848
 from oximes, 0848
 rearrangement to azo compounds, acid catalyzed, 1698
 reduction to amines, 1853
 reduction to azo compounds, reagents, 1846
- azoxybenzenes, by reduction of nitro compounds, 1817
 azulene dianion, 0068
 azulene, and aromaticity, 0067, 0068
 nonalternant hydrocarbon, 0069
 azulenes, and carbocations, 0241
 radical cations, 0282
- azulenyl nitrones, and radicals, 0268
- B strain, see strain
Bacillus megaterium, and carboxylation, 0729
Bacillus megaterium, α -hydroxylation, 1756
 BACIm, ionic liquid, 1264
 backside attack, and S_N2 , 0426
 bacterial monooxygenase, oxidation of thioethers, 1782
 Bader's electron delocalization index, 0064
 Baeyer-Villiger rearrangement, 1617-1619
 migratory aptitude, 1619
 Baird's theory, 0069
 Bakelite polymers, 0714
 baker's yeast, reduction of alkenes and alkynes, 1066
 reduction of aldehydes or ketones, 1800
 reduction of azides, 1822
 reduction of conjugated nitro compounds, 1074
 reduction of nitro compounds, 1817
 reduction of oximes, 1819
- Baker-Nathan effect, and differential solvation, 0097
 and hyperconjugation, 0096, 0097
 Baker-Nathan order, and aromatic substitution, 0670
 and substitution reactions, 0486
- B_{AL2} mechanism, 0532
 Baldwin's rules for ring closure, 0305-0307
 for enolate anions, 0306, 0307
 and radical cyclization to alkenes, 1011, 1021, 1125, 1126
- Balz-Schiemann reaction, see Schiemann reaction
 Bamberger rearrangement, 0930, 0931
 Bamford-Stevens reaction, 1527
 banana bonds, 0009
 barbaralane, and Cope rearrangements, 1666
 Barbier reaction, and compatible metals, 1302
 and samarium, 1313
- Barbier-Wieland procedure, oxidative cleavage, 1743
 barbituric acid, 1439
 barralene, 1692
 barrelene, and chirality, 0152
 barrier, energy, to rotation, 0185
 barrier, intrinsic, 0309
 barrier, rotation, biphenyls, 0146
 in acetaldehyde, 0201
 Barton reaction, 1696
 Barton-McCombie reaction, 1833
- base strength, 0357
 and E2 reactions, 1500
 and E2C reactions, 1495
 and ester enolate anions, 1356
 and field effects, 0380
 and hydrogen bonding, 0364
 and pK, 0364
 and pK, table, 0366
 and proton sponges, 0386
 and solvent effects, 0365
 and structure, 0380
 and the Claisen condensation, 1454
 and the Claisen reaction, 1356
 elimination versus substitution, 1505
 in elimination reactions, 1504
 superbases, 0365
 table, 0385
- base-catalyzed, acylation of alcohols, 1411
 amination of alkenes, 1048
 amine substitution of aryl halides, 0856
 coupling, aryl halides with active methylene compounds, 0906
 hydrolysis of amides, 1409
 Mannich reaction, 1294
 reactions, and the Marcus equation, 0373
 rearrangement, O-tosyl imines to amino ketones, 1605
- base-induced, addition of amides to aldehydes, 1292
 dehydrogenation, 1714
 elimination, 1478-1486, 1530
 elimination, of ethers, 1516
 halogenation, of alkanes, 0957

- bases, and active methylene compounds, 0622
 and formation of phosphorus ylids, 1369, 1370
 and hydrogen exchange, 0685, 0767
 and keto-enol tautomerism, 0772
 and pK, 0364, 0365
 and rearrangement of alkenes or alkynes, 0767, 0768
 and the Stetter reaction, 1136
 as proton acceptors, 0356
 base strength, 0364, 0365
 base strength, table, 0385
 catalysis of the halogen dance, 0749
 chiral, and enolate alkylation, 0629
 chiral, and the aldol reaction, 1347
 cleavage of keto esters or ketones, 0841, 0843
 conjugate, 0356
 conjugate, and leaving groups, 1489
 dialkylamides, 0389–0390
 enolate anions, 0390
 for coupling of aromatic compounds and aryldiazonium salts, 0924
 for the haloform reaction, 0842
 for the Henry reaction, 1357
 hard, definition, 0377
 hardness, 0377, 0378
 in proton-transfer reactions, 0367
 in the Perkin reaction, 1364
 IUPAC terminology, 0356
 LDA, 0389
 Lewis, see Lewis bases
 pK, table, 0366
 proton sponges, 0365, 0386
 reaction with phosphonium salts, 1369
 required for generation of enolate anions, 0627
 soft, definition, 0377
 suitable for E2 reactions, 1504
 suitable for the Stevens rearrangement, 1621
 superbases, 0365
 with DMSO, 0914
 with silyl enol ethers, 0628
- basicity, and ambident nucleophiles, 0516
 and differential hydration, 0391
 and electronegativity, 0384
 and hydrogen bonding, 0108, 0364
 and leaving groups, 0496
 and nucleophilicity, 0491
 and solvent effects, 0392–0394
 and steric effects, 0385
 and the medium, 0390
 aromatic compounds, 0663
 pyrrole versus pyridine, 0063
 solution versus gas phase, 0391–0392
 table, 0366
 versus nucleophilicity, and elimination, 1505
- basis sets, for Möbius-Hückel method, 1210
- basketane, 1691
- bathochromic shift, 0333
- Bayer test, and dihydroxylation of alkenes, 1164
- Baylis-Hillman reaction, 1323–1826
 functional group compatibility, 1325
- bbim, ionic liquid, 0894
- 9-BBN, with alkenes, 1077
- Beckmann rearrangement, 1613–1616
 abnormal, 1615
 and oxidation of oximes, 1732
 and the Ritter reaction, 1616
 and the Vilsmeier-Haack reaction, 0725
 migratory aptitude, 1615
 migratory aptitudes of groups, 1568
- Beilstein, 1880–1885
- Beilstein CrossFire, 1883
- Beilstein, *Handbuch der Organischen Chemie*, 1881
- belts, molecular, 0132
- Benkeser reduction, 1069
- bent benzene rings, and strain, 0232
- bent bonds, 0009
 and cyclopropane, 0219
- benzene oxide, from oxepin, 1666
- benzene, addition of carbenes, 1239
- benzene, addition of methylene, 1239
 and carbocations, 0658
 and delocalization, 0038
 and electrophilic aromatic substitution, 0680
 and HMO theory, 0037
 and metal complexes, 0117
 and NMR, 0056
 and planarity, 0050, 0051
 and resonance, 0033, 0034
 and the aromatic sextet, 0055
 and the diene-cyclobutene interconversion, 1641
 aromaticity, 0038
 bent, 0232
 boat conformation, 0052
 bond energy and heat of atomization, 0036
 heat of hydrogenation, 0037
 orientation in substitution, 0665
 protonation of, 0670
 reactivity, 0665
 resonance energy, 0036, 0037, 0060
- benzenechromium tricarbonyl, 0117
- benzenediazonium, also see diazonium
- benzenediazonium chloride, bond distances, 0917
- benzenoid hydrocarbons, and aromaticity, 0057
- benzenonium ion, 0661, 0662
- benzhydrol, reduction to benzpinacol, 0348
- benzidine rearrangement, 1678–1680
 and [5,5]-sigmatropic rearrangement, 1680
- benzil-benzylic acid rearrangement, 1594, 1595
- benzoannulenes, and aromaticity, 0083
- benzocyclobutane derivatives, and bond distance, 0024
- benzocyclobutene, 0052
- benzocyclopropene, 0052, 0226
- benzofurans, Friedel-Crafts cyclization, 0715
 from alkynes, 1038
 metal catalyzed cleavage, 0617
- benzoic acids, substituents and pK_a, 0381
- benzoin condensation, 1396, 1397
 and acyloins, 1397
 and addition of HCN to carbonyls, 1389
- benzoin, see hydroxy ketones
- benzophenone, and cross conjugation, 0044
 as a radical inhibitor, 0938

- benzotriazoles, acyl, acylating reagent, 1450
- benzylation, arenes, rate and product distribution, 0680
- benzoylnorephedrine, and rearrangement, 0400
- benzo[*a*]pentalene, by rearrangement of biphenylene, 1646
- benzpinacol, from benzhydrol, 0348
- benzyl chloroformate, see chloroformate
- benzylic α -hydroxylation, 1755, 1756
- benzylic carbanion, 0070, 0252, 0641
- benzylic carbocations, 0070, 0240
- benzylic compounds, α -hydroxylation, 1755, 156 and autoxidation, 0967 and the Etard reaction, 1763
- benzylic halogenation, radical, 0960
- benzylic hydrogenation, with radicals, 0947
- benzylic oxidation, to aldehydes, 1763
- benzylic radicals, 0070, 0270, 0947
- benzylic substrates, and substitution reactions, 0482, 0483
- benzylic mechanism, 0859–0862 and cine substitution, 0860 coupling aryl halides with active methylene compounds, 0906 Grignard reagents with aryl halides, 0887 reactivity order of halides, 0860
- benzyne, definition, 0860
- benzynes, also see arynes
- benzynes, and arynes, 0861 and E1cB reactions, 1492 and mechanism, 0313 as intermediates, 0313 in the Diels-Alder reaction, 0313, 1196 in [2 + 2]-cycloaddition, 1221
- Bergmann cyclization, 1641 and Cope rearrangement, 1664
- betaine-lithium halides, 1374
- betaines, and the Wittig reaction, 1373, 1374 from phosphines and epoxides, 1374 X-ray structure, 1374
- betweenanenes, and strain, 0227
- biadamantylidene, 0224
- biaryls, and atropisomers, 0146, 0902 and chirality, 0146 and hydroxylation of aromatic compounds, 0964 and the Cahn-Ingold-Prelog system, 0158 coupling, reagents, for, 0887 diamino, by benzidine rearrangement, 1678, 1679 diamino, from hydrazobenzene, 1678, 1679 dimerization of organometallics, 0989 Friedel-Crafts acylation, 0723 from aromatic compounds, 0717, 0718, 0924, 0981 from aryl halides, 0886, 0897, 0981 from aryl halides under radical conditions, 0940, 0989 from aryl organometallics, 0718 from arylborinates, 0718 from arylboronic acids, 0881, 0899 from aryldiazonium salts, 0924, 0926 from aryldiazonium salts and aryltrifluoroborates, 0923 from arylsulfonic acids, 0881 from borates, 0887 from metal catalyzed coupling of Grignard reagents, 0888, 0987 from metal catalyzed or metal mediated reactions, 0888, 0889 from nickel complexes and aryl halides, 0898 from the Friedel-Crafts reaction, 0717 from the Gomberg-Bachmann reaction, 0924 from the Heck reaction, 0897 from the Scholl reaction, 0717 from the Suzuki reaction, 0889 from the Suzuki-Miyaura coupling, 0901 from the Ullmann biaryl synthesis, 0873 from the Ullmann reaction, 0897 from trifluoroborates and aryl halides, 0903 heteroaryl, 0888 in ionic liquids, 0887 in the Birch reduction, 1068 photochemical methods, 0889 with Lewis acids, 0717
- bicyclic alkenes, and Bredt's rule, 0229
- bicyclic bridged compounds, 0188
- bicyclic compounds, and Bredt's rule, 0838 and S_N1 reactions, 0435 and [2 + 2]-cycloaddition, 1224 by the Wurtz reaction, 0591 decarboxylation, 0838
- bicyclobutanes, radical addition, 1027 rearrangement to dienes, 1691
- bicyclobutonium ion, 0466
- bicycloheptadienes, photochemistry, 0347
- bicyclo[5.1.0]octadiene, Cope rearrangement, 1664
- bifluorenylidene, rearrangement, 1646
- Bijvoet, and X-ray analysis, 0155, 0158, 0159
- bimolecular substitution, see substitution, S_N2
- BINAP, and atropisomers, 0147 and enantioselectivity, 1122 and reduction of ketones, 1800, 1801
- BINOL, and formation of amino-alcohols, 0563 and Mukaiyama aldol, 1354
- biocatalysts, reduction of aldehydes or ketones, 1800
- biological activity, and enantiomers, 0138
- biosynthesis, cholesterol, and squalene to lanostereol, 1090 steroids, 1089
- biphenylene, rearrangement, 1646
- biphenylenes, [2 + 2]-cycloaddition, 1221
- biphenylenediol, and hydrogen bonds, 0109

- biphenyls, and atropisomers, 0146
 and complex formation, 0125
 and isomerization, 0748
 barrier to rotation, 0146, 0198
- biradicals, and Bergmann cyclization, 1641
 and CIDNP, 0270
 and Diels-Alder reaction, 1207
 and Norrish Type II cleavage, 0344
 lifetime, 0278
- Birch reduction, and electron transfer, 1705
 and impurities in ammonia, 1067
 of aromatic compounds, 1067, 1068
 of conjugated alkenes, 1068
- bis(aldol) condensation, 1345
- bis(alkoxides), metal mediated formation of alkenes, 1534
- bis(amides), from addition of amides to aldehydes, 1292
 rom the Ugi reaction, 1468
- bis(amino)fluorenes, as proton sponges, 0386
- bis(amino)naphthalenes, as proton sponges, 0386
- bis(amino)phenanthrenes, as proton sponges, 0386
- bis(ammonium salts) and Hofmann degradation, 1523
- bis(decarboxylation), of dicarboxylic acids, 1749
- bis(dimethylamino)naphthalene, 0365
- 2,2'-bis(diphenylphosphino)-1,1'-binaphthyl, see BINAP
- bis(Grignard) reagents, 1304
 with esters, 1446
- 2, 4-bis(4-methoxyphenyl)-1, 3, 2, 4-dithiadiphosphetane-2, 4-disulfide, see Lawesson's reagent
- bis(oxazolines), and chiral catalysts, 1114
- bis(phosphines), and chiral ligands in catalytic hydrogenation, 1056
 as chiral catalysts, 1073
- bis(phosphoranes), and out-in isomers, 0191
- bis(quaternary)ammonium salts, 0509
- bis(selenenyl) compounds, from alkenes, 1180
- bis(xanthates) radical elimination, 1535
- Bischler-Napieralski reaction, 0715, 0716
- bisecting bonds, and conformations, 0201
- bishomoaromatic, 0093
- bishomocubane, 1691
- bismuth compounds, and acetal cleavage, 0526
- bisulfite, sodium, see sodium bisulfites addition products, 1280
- Blaise reaction, 1328
- blocking groups, for enolate anions with ketones, 0630
- bmiI, ionic liquid, 0873, 0885
- bmim (1-butyl-3-methylimidazolium), ionic liquid, 1132, 0416, 0529, 0580, 0697, 0699, 0700, 0713, 0716, 0720, 0872, 0876, 0887, 0894, 0900, 0905, 0979, 1066, 1074, 1074, 1085, 1107, 1136, 1150, 1157, 1163, 1172, 1185, 1199, 1284, 1286, 1291, 1295, 1310, 1314, 1332, 1342, 1359, 1387, 1389, 1390, 1429, 1618, 1684, 1723, 1724, 1747, 1762, 1800
- boat conformation, 0203
 and benzene, 0052
 cycloheptatrienyl cations, 0065
- Bobbitt's reagent, and oxidation of alcohols, 1723
- Boekelheide reaction, 1624
- boiling point elevation, and Grignard reagents, 0261
- boiling point, and hydrogen bonding, 0111
 and transesterification, 1419
- bond alternation, and phenylenes, 0051
 annulenes, 0089
 pentalene derivatives, 0068
 tropone and tropolone, 0065
- bond angle, 0025
 and alkanes, 0026
 and alkyl halides, 0026
 and annulenes, 0079
 and carbenes, 0285
 and carbocations, 0398
 and carbon tetrachloride, 0026
 and conformation, 0212
 and cyclopropane, 0218
 and cyclopropene, 0226
 and cyclopropenyl cations, 0072
 and E2 reactions, 1482
 and hybridization, 0026
 and ionization of alkyl halides, 0398
 and lone pairs, 0027
 and orbitals, 0026
 and p character, 0026, 0027
 and prismane, 0220
 and radical hydrogen abstraction, 0949
 and resonance, 0047
 and s character, 0026
 and steric strain, 0216
 and strained molecules, 0026
 and twisted alkenes, 0233
 cyclooctatetraene, 0078
 in ethylene, 0009
 in organic compounds, table, 0026
 MO calculations, 0035
 of BF₃, 0008
 of nitrogen or oxygen, 0006
 solvent effects, 0007
- bond cleavage, heterolytic, and mechanism, 0296
- bond dissociation energy, see energy
- bond distance, 0022
 and antiaromaticity, 0057
 and bond energy, 0030
 and bond type, table, 0024, 0025
 and electron diffraction, 0022
 and electrophilic aromatic substitution, 0677
 and hybridization, 0024, 0025, 0039
 and microwave spectroscopy, 0022
 and molecular mechanics, 0214
 and orbitals, 0023
 and resonance, 0047
 and s character, 0025
 and spectroscopy, 0022
 and X-ray, 0024
 and X-ray diffraction, 0022
 C—D, 0025
 C—Si, 0023
 in annulenes, 0085, 0089
 in benzenediazonium chloride, 0917
 in benzocyclobutane derivatives, 0024
 in bridged compounds, 0233
 in butadiene, 0039

- bond distance, (*Continued*)
 in fused aromatic compounds, 0060
 in sp^3 carbon compounds, table, 0023
 MO calculations, 0035
- bond energy, see energy
- bond fixation, and PES, 0075
- bond length, see bond distance
- bond moments, 0018
- bond order, and aromaticity index, 0063
 and cross conjugation, 0044
 and NMR, 0060
 and resonance, 0033
 cyclopentadienide ion, 0063
 MO, of butadiene, 0039
 of naphthalene, 0059
- bond rotation, and carbenes, 0284
 in catalytic hydrogenation, 1061
 in radicals, 0277
 restricted, 0184
- bond switching, and the Stone-Wales rearrangement, 1646
- bond type, and bond distance, 0024, 0025
 and bond energy, 0031
 and bond energy, table, 0029
- bonding orbitals, 0005, 0006
- bonding, and tautomerism, 0098
 charge transfer and dipole induced, 0119
 in metallocenes, 0066
 localized chemical, 0003
- bonds, and electronic structure, 0015
 and formal charge, 0016
 annelated, 0052
 banana or bent, 0009, 0219
 double bonds, 0009, 0011
 energy and wavelength, 0335
 in fused ring aromatic compounds, 0052
 in ylids, 0052
 ionic, and electronegativity, 0018
 long bonds, 0024
 multiple, 0009, 0011
 multiple, and PES, 0013
 organometallic, 0259
 PES and methane, 0013
 polar-covalent, and organometallics, 0259
 triple bonds, 0009, 0010
- Boord reaction, metals used, 1541, 1542
- 9-borabicyclo[3.3.1]nonane, see 9-BBN
- borane, and ether solvents, 1075
 dimers, 1076
 monochloro, with alkenes, 1078
 reduction of carboxylic acids, 1806
 reduction of nitriles, 1813
 reduction of oximes, 1812
 with alkenes, 0644, 0815, 1075–1082
- borane-dimethyl sulfide, 0816
- borane-THF, reaction with alkenes, 1076
- boranes, acyloxy, from carboxylic acids, and catecholborane, 1438
 addition to alkenes, steric effects, 1077
 alkylation, 0644
 alkynyl, with amides, 1448
 allylic, addition to aldehydes or ketones, 1319, 1320
 allylic, metal catalyzed epoxide opening, 0620
 and alkene isomerization, 0771
 and functional groups, 1079
 and H.C. Brown, 0645
 and radical cyclization, 1123
 and reduction of enamines, 1844
 anti-Markovnikov addition to alkenes, 1078
 carbonylation with imines, 0824
 chiral boranes, 1080
 conjugate addition, and co-reagents, 1121, 1122
 conversion to alcohols, 0814
 cyano, see cyanoboranes
 cyclic, from dienes, 1081
 dibromo, with aryl aldehydes, 1300
 elimination to alkenes, 1533
 for reduction of aldehydes or ketones, 1798
 for reduction of azo compounds, 1853
 formation of aldehydes, 1628
 from alkenes, 0644, 0815
 from Grignard reagents, 0827
 halo, addition to aldehydes or ketones, 1319
 halo, amination, enantioselectivity, 0822
 halo, with alkynes, 0990
 haloalkyl, with azides, 0822
 halogenation, and radicals, 0820
 migration of boron, 1604
 oxidation of, mechanism, 0815
 oxidation to alcohols, 1079
 oxidation, and boron-carbon rearrangement, 1627
 photochemical isomerization, 0771
 protonolysis with carboxylic acids, 1063
 radical coupling, mechanism, 0989
 reduction with hydride reagents, 1628
 reduction with lithium borohydride, 1628
 silver mediated coupling, 0989
 sulfurated, with Grignard reagents, 0827
 synthetic transformations, 1079
 thermal isomerization, 1533
 thermal stability, 0771
 thermolysis, 1604
 vinyl, conjugate addition, 1122
 vinyl, dimerization, 0989
 vinyl, from alkynes, 1081
 vinyl, halogenation, 0820
 vinyl, metal catalyzed coupling, 0607
 vinyl, oxidation with peroxide to give ketones, 1631
 vinyl, with aryl halides, 0607
 vinyl, with iodide and hydroxide, 1629
- boranes, with alkynes, reduction to alkenes, 1064
 with ammonia and hypochlorite, 0822
 with basic hydrogen peroxide, 0814
 with carbon monoxide, 1626
 with chiral additives, and reduction, 1801, 1802
 with chloramine, 0822
 with dianions of carboxylic acids, 1629
 with diazo compounds, 0646
 with halogens, 0819
 with halo ketones, 0632, 0644, 0645
 with hydroxylamine-O-sulfonic acid, 0822
 with metal alkyne anions, 1631
- borate esters, conjugate addition, 1116

- borates, and reduction of nitro compounds, 1821
- borates, aryl, and Suzuki-Miyaura coupling, 0902
- by reduction of aldehydes or ketones with boranes, 1798
- enol, and the aldol reaction, 1346
- from alcohols and boron compounds, 0817
- from organometallics, 0815
- hydrolysis to alcohols, 1798
- with Grignard reagents, 0816
- borates, trifluoro, see trifluoroborates
- borderline mechanism, and substitution, 0442
- boric acid, from alkylborane oxidation, 0814
- boric acid-amino acids, and resolution, 0173
- boric anhydride, with keto esters, 0839
- borinates, aryl, with aromatic compounds, 0718
- borinates, enol, see enol borinates
- Borodin, Alexander, 0994
- borohydride exchange resin, and reduction of alkynes, 1064
- and reduction of nitro compounds, 1817
- reduction of alkyl halides, 1825
- borohydride, dimethylamino, lithium, reduction of nitriles, 1814
- borohydride, sodium, and microwaves, 1792
- for reduction of acyl halides, 1840
- for reduction of aldehydes or ketones, 1792
- for reduction of carbonyls, and disproportionation, 1805
- for reduction of carboxylic esters to alcohols, 1807
- for reduction of conjugated carbonyls, 1793
- for reduction of epoxides, 1790
- for reduction of imines, 1811
- for reduction of nitrium ions, 1814
- functional group reactivity, 1794
- in acid, reduction of alcohols, 1829
- on alumina, 1792
- with boronic acids, reduction of carboxylic acids, 1806
- with chiral additives, 1802
- with Lewis acids, reduction of ethers, 1839
- borohydride, tetraalkylammonium, reduction of carboxylic acids, 1806
- borohydride, tri-sec-butyl, lithium, see L-Selectride
- borohydride, tri-sec-butyl, potassium, see K-Selectride
- boron compounds, conjugate addition, 1116
- boron trichloride, with alcohols, 0817
- boron triflate, and asymmetric aldol reactions, 1348
- boron trifluoride, and borane addition to alkyne-ketones, 1122
- and orbitals, 0008
- with amines, and amides, 1438
- boron trioxide, with alcohols, 0817
- boron, migration in organoboranes, 1604
- boron-to-carbon rearrangement, 1627, 1628
- boronates, addition to imines, 1334
- allylic addition to aldehydes, 1319
- boronic acids, alkynyl, and Sonogashira coupling, 0905
- and arylation of amines, 0879
- and carbonylation of aryl halides, 0910
- and halide exchange, 0884
- and nitration of aromatic compounds, 0690
- and Stille coupling, 0794
- and Suzuki-Miyaura coupling, 0815, 0899–0903
- and the Heck reaction, 0896
- boronic acids, carbonylation with conjugated ketones, 1143
- catalysts for conversion of carboxylic acids to amides, 1430
- conjugate addition, 1116
- from borates, 0816
- from organometallics, 0815, 0816
- hydrolysis to from phenols, 0870
- boronic acids, metal catalyzed, addition to aldehydes, 1319
- addition to alkynes, 1100, 1103
- coupling, 0607, 0815
- coupling to allene and allylic halides, 1095
- coupling with methylthioalkynes, 0905
- cyclization of dienes, 1100
- formation, 0816
- reaction with arylsulfonic acids, 0881
- boronic acids, metal mediated coupling, 0604
- metal mediated reaction with thiols, 0874
- oxidation, 0870
- vinyl, halogenation, 0820
- vinyl, with aryl halides, 0890
- boronic acids, with acyl halides, 0903
- with acyl halides, 1443, 1444
- with alcohols, 0889
- with alkyl halides, 0889
- with alkynes, 0794
- with aryl halides, 0899–0903
- with carboxylic acids, metal catalyzed, 1329
- with imines, 1334
- with propargylic alcohols, 1540
- with sulfonyl halides, 1476
- with vinyl halides, 0794
- boronic esters, alkynyl, cyclotrimerization, 1245
- from catecholborane and alkenes, 0817
- preparation, nonaqueous workup, 0817
- vinyl, from vinyl Grignard reagents, 0816
- with organolithium reagents, 1629
- boroxines, and Suzuki-Miyaura coupling, 0902
- Bouveault-Blanc procedure, 1795
- reduction of esters to alcohols, 1807
- bowl-to-bowl inversion, 0095
- Boyland-Sims oxidation, 0734
- BPy (i.e., butylpyridinium), ionic liquid, 1614
- Bradsher reaction, 0715

- BrCl, with alkenes, 1151
 Bredt's rule, and cyclic and bicyclic alkenes, 0229
 and decarboxylation, 0838
 and elimination reactions, 1497
 and enol formation, 0838
 definition, 0229
 Bredt, anti-, see anti-Bredt
 bridged annulenes, see annulenes
 bridged bromine radicals, and ESR, 1012
 bridged carbocations, 0450
 bridged intermediates, radicals, and bromine, 1012
 bridged ions, and halogenation of alkenes, 1149
 bridged ions, from alkynes, 1018
 bridged radicals, see radicals
 bridgehead atoms, and chirality, 0144
 bridgehead carbocations, 0245, 0246
 bridgehead carbons, and electrophilic substitution, 0755
 and S_N1 reactions, 0435
 and S_N2, 0429, 0487
 bridgehead hydrogens, reactivity with radicals, 0949
 bromamine-T, and oxidation of amines to amine oxides, 1779
 bromides, acyl, also see halides, acyl
 bromides, acyl, from aldehydes, 0964
 bromides, alkyl, also see halides, alkyl
 bromides, alkyl, and Grignard reagents, 0262
 rates of solvolysis, 0480
 bromination, and Markovnikov's rule, 1020
 of alkenes, 1002, 1003, 1150
 of alkynes, 1004
 of aromatic compounds, 0664, 0698, 0699
 of benzene and toluene, rate and product distribution, 0680
 with NBS, 0961
 Wohl Ziegler, 0961
 bromine radicals, 0939
 bromine, addition to alkenes, stereoselectivity, 1003
 addition to dienes, cyclic intermediates, 1014
 and acetone, and mechanism, 0323
 and cyclobutane, 0219
 and cyclopropane, 0217
 and Hell-Volhard-Zelenskii reaction, 0781
 and heptalene, 0067
 and phenanthrene, 0060
 and UV, 1149
 from NBS, 0962
 halogenation of aromatic compounds, 0701
 syn addition to alkenes, 1004
 with alkenes, 1016, 1149
 with alkynes, 1004
 with sodium hydroxide, and Hofmann rearrangement, 1607
 bromine-alkene complex, 1150
 bromite, sodium, see sodium bromoform, flash photolysis, 0287
 bromonium ion, 1000, 1002, 1004
 and neighboring group mechanism, 0447, 0448
 Brønsted α , 0374
 Brønsted acidity, and Lewis acidity, 0384
 Brønsted acids, and pinacol rearrangements, 1586
 diamine, and asymmetric aldol reactions, 1348
 Brønsted catalysis equation, 0373
 Brønsted coefficient, and acetal hydrolysis, 0525
 Brønsted equation, 0373, 0374
 and mechanism, 1496
 and the Marcus equation, 0374
 Brønsted plot, and nucleophilicity, 0495
 and S_N2, 0431
 Brønsted theory, 0356
 Brønsted-Lowry acids, and decarbonylation of aryl aldehydes, 0745
 and Friedel-Crafts acylation, 0720
 and Friedel-Crafts alkylation, 0707
 and rearrangement of alkenes, 0769
 halogenation of aromatic compounds, 0703
 rearrangement of N-nitroaniline, 0738
 Brook rearrangement, aza-Brook and homo-Brook, 1700, 1701
 brosylates, and solvolysis, 0438
 as leaving groups, 0497
 Brown σ^* values, electrophilic aromatic substitution, 0679
 Brown, H.C., and hydroboration, 0645
 brucine, and resolution, 0173
 Bruylants reaction, 0614
 Bucherer reaction, 0870, 0882
 buckminsterfullerene, 0094
 buckybowls, 0094
 bullvalene, and Cope rearrangement, 1665
 Bunnett-Olsen equation, and solvent acidity, 0371, 0372
 Bunte salts, 0553
 Burgess reagent, and dehydration of amide to nitriles, 1549
 and dehydration of oximes to nitriles, 1546
 butadiene, 0038-0040
 and cross conjugation, 0044
 with HCl, 1014
 butadiyne, 0040
 butane, conformations, 0198-0200
 butenolides, and Claisen rearrangement-Conia reaction, 1670
 from allene-carboxylic acid derivatives, 1042
 butyllithium with dimethylhydrazones, 0632
 with dithianes, 0638
 with thioanisole, 0639
 1-butyl-3-methylimidazolium, see bmim
 C-alkylation, enolate anions, 0514
 of enols, 0628
 phenoxide ions, 0515
 C-nitroso compounds, 0690
 Cadiot-Chodkeiwicz reaction, 0979
 cage compounds, 0126
 Cahn-Ingold-Prelog rules, and absolute configuration, 0155-0158
 and alkenes, 0183
 and diastereomers, 0166
 and diastereotopic, 0194
 and E/Z isomers, 0183
 and enantiotopic, 0194
 and halohydrins, 1152
 R/S nomenclature, 0155-0158

- calcium ions, and crown ethers, 0123
- calcium, in amines, reduction of aromatic compounds, 1069
- calculations, *ab initio*, acidity, 0358
- and Lewis base strength, 0376
- and nitrenes, 0293
- and nonclassical carbocations, 0451
- norbornyl carbocation, 0463
- calculations, and conformations, 0196
- and isotope effects, 0324
- and prismane, 0220
- azaannulenes, 0081
- carbocation stability, 0243
- Möbius aromaticity, 0091
- calicene, and aromaticity, 0069
- calixarenes, 0122, 0123
- and atropisomers, 0149
- and chirality, 0152
- and suppression of dediazonation, 1848
- enantiopure, 0123
- calorimetric measurements, and acidity scales, 0372
- calorimetric methods, and kinetics, 0319
- Cambridge structural database, and hydrogen bonding, 0108
- camphor, 0188
- Cannizzaro reaction, 1863, 1864
- and dihalides, 0520
- and hydride transfer, 1706
- and the aldol reaction, 1863
- crossed, 1864
- crossed, and the Tollens' reaction, 1368, 1864
- reduction of aldehydes, 1798
- canonical forms, also see resonance
- canonical forms, 0032, 0046
- +M and -M effects, 0396
- and hyperconjugation, 0096, 0097
- of 1,3-dipoles, 1188
- of aromatic compounds, 0059, 0060, 0678
- of aryldiazonium salts, 0917
- of cyclopentadienide ion, 0063
- of heteroatom stabilized carbocations, 0243
- of molecules, 0006
- of N-ylids, 0255
- of pyrrole, 0062
- of vinyl chloride, 0041
- capped cyclodextrins, 0131
- caprolactams, conformation, 0212
- captodative effect, 0075
- and radicals, 0272, 0273
- caranylboranes, 1080
- carbalkoxylation, of heterocycles, 0983
- carbamates, addition to alkenes, 1051
- and the Knoevenagel reaction, 1362
- by carbonylation of amines, 0851
- by insertion of nitrenes, 0790
- cyclic, alkylation, 0569
- cyclic, from isocyanates and oxetanes, 1275
- from alcohols, 0851, 1274
- from amides, 0542
- from carbonates and amines, 1435
- from chloroformates and amines, 1428
- from cyanogen chloride and alcohols, 1276
- hydrolysis, mechanisms, 1406, 1407
- lithiation, 0640
- metal catalyzed conjugate addition, 1130
- reaction with isocyanates, 1274
- tert*-butoxy, and stability of, 1428
- torsional barrier, 0202
- with NBS and DBU, 1608
- carbamic acids, by hydrolysis of isocyanates, 1266
- carbamoyl chloride, 0728
- carbanion ion pairs, and E1cB reactions, 1493
- carbanion mechanism, and E1cB reactions, 1489
- carbanions, 0234
- addition to carbocations, 1007
- allylic, 0252, 0762, 0768, 1014
- allylic, and [3 + 2]-cycloaddition, 1193, 1194
- carbanions, and conjugation, 0252
- and cyclopropyl stabilization, 0253
- and field effects, 0255
- and fused aromatic compounds, 0253
- and homoenolates, 0256
- and hybridization, 0257
- and isoinversion or isoracemization, 0760
- and organometallic compounds, 0249, 0251
- and pyramidal inversion, 0257
- and racemization, 0256
- and rearrangement, 0265
- and resonance stabilization, 0258, 0759
- and retention of configuration, 0257
- and spectroscopic analysis, 0252
- and substitution at vinyl carbon, 0475
- and UV, 0768
- and vicarious nucleophilic substitution of hydrogen, 0915
- and X-ray crystallography, 0253
- aromatic, 0255, 1069
- benzylic, 0252
- boron stabilized, with aldehydes, 0801
- chiral, 0258
- conducted tour mechanism, 0761
- conjugated to heteroatoms, 0253
- definition, 0250
- diphenylmethyl, 0252
- dithianes, acylation of, 1456
- fate of, 0264
- formation of a stable salt, 0253
- from alkenes, 0265
- from cleavage of alkoxides, 0835
- from DMSO, 0914
- from radicals, 0281
- generation of, 0264
- hydrogen exchange, 0759
- Knoevenagel, with allylic esters, 0610
- methyl, 0257
- methylsulfinyl, 0914
- methylsulfonyl, with esters, 1455
- nitrile, 0253
- overlap with d orbitals, 0254, 0255
- oxidation to radicals, 0265
- protonation of, 0250
- pyramidal, and racemization, 0758
- pyramidal, and the S_E1 mechanism, 0758

- carbanions, and
 conjugation, (*Continued*)
 rate of isotope exchange,
 0760
 reaction with a proton, 0265
 resonance stabilized, 0252,
 0762
 solvation by leaving groups,
 0759
 stability, 0250–0255, 0258
 stability, and the counterion,
 0257
 stability, and
 transmetallation, 0828
 stabilizing groups, 0256
 stereochemistry, solvent
 effects, 0759
 strain and stability, 0254
 triphenylmethyl, 0252
 via decarboxylation, 0265
 via deprotonation, 0264
 vinyl, 0257
 vinyl and configurational
 stability, 0258
 with aldehydes, 0265
 with alkyl halides, 0265
 with allylic halides, 0594
 with aryl nitro compounds,
 0914
 with ketones, 0265
 carbazoles, arylation of amines,
 0878
 in the Diels-Alder reaction,
 1198
 carbene, 1234
 carbene addition, mechanism,
 1238, 11239
 carbene complexes, by diazo
 transfer reactions, 1237
 carbene insertion, 0804, 0805
 and ring expansion, 0805
 carbene rearrangements, see
 rearrangements
 carbene-to-carbene
 rearrangement, 1600
 carbene transfer, 1234
 carbenes, 0234, 0283–0292
 carbenes, acyl, rearrangement to
 ketenes, 0291
 carbenes, addition reactions,
 0284, 0289, 1233–1240
 carbenes, alkyl or allylic,
 rearrangement, 0803, 0804
 amino, 0286
 carbenes, and bond angles, 0285
 carbenes and bond rotation,
 0284
 and CIDNP, 0807
 and cleavage of diazoalkenes,
 0534
 and diradicals, 1239
 and elimination, 0292
 and EPR, 0285
 and formylation, 0726
 and Hund's rule, 0284
 and IR, 0285
 and IUPAC mechanisms, 0500
 and leaving groups, 0500
 and nitrogen extrusion
 reactions, 1554
 and nonbonded electrons,
 0284
 and radicals, 0278
 and Reimer-Tiemann
 reaction, 0726
 and sonochemistry, 0351
 and spin trapping, 0285
 and stereochemistry, 0285
 and substitution, 0292
 and syn addition, 1238
 and synthesis, 0289
 and the Simmons-Smith
 procedure, 1234
 and the Wolff rearrangement,
 0291
 and transient grating
 spectroscopy, 0288
 and X-ray crystallography,
 0290
 and [1 + 2]-cycloaddition,
 1234
 carbenes, aryl, 0286
 carbenes, chiral, 0286
 carbenes, coupling, 0290
 cyclopropane
 rearrangements, 0291
 decay, singlet to triplet, 0284
 definition, 0283
 diaryl, 0285
 dichlorocarbenes, 0283
 dichloromethylene, 0283, 0286
 dihalo, with aldehydes or
 ketones, 1384
 dimerization, 0290
 direct insertion, 0807
 electrochemical generation,
 0287
 electronic effects of
 substituents, 1238
 electrophilic, 1238
 fate of, 0287
 formyl, lifetime, 0288
 fragmentation to radicals,
 0292
 carbenes, generation of,
 0287–0288
 geometry, 0286
 insertion reactions, 0289,
 0290, 0803–0806, 1234
 isolation of, 0283
 isomerization, 0285
 metal complexes, 1236
 metal, see metal carbenes
 methylene, 0283, 0286
 octylidenes, 0286
 oxychloro, 0292
 reaction with diazoalkanes,
 0290
 reactivity, 0290, 0804
 rearrangement, 0291, 0292,
 1234, 1600
 silyl, 0286
 singlet, 0284, 1238
 singlet, and insertion,
 0807
 solvent effects, 0288,
 0289
 stability, 0283, 0290
 structural types, 0283, 1234
 substituent effects, 1238
 triplet, 0284, 0285, 0292,
 1239
 triplet, and insertion, 0807
 vinyl, 0286
 with alkynes, 1238
 with thioketones, 1385
 carbenoid homologation, 0803
 carbenoids, 1234
 and diazoalkanes, 0534
 and insertion, 0807
 definition, 0288
 elimination reactions, 0288
 formation of, 1234, 1235
 mechanism of formation,
 1235
 carbocation formation, and
 substituent effects, 0480
 and zeolites, 0248
 carbocations, 0234
 acetyl, 0242
 acyl, 0242, 0243, 0722
 adamantyl, 0245
 addition of alkenes, 0249
 alkynyl, isotopic labeling,
 0477
 alkynyl, stability, 0477
 carbocations, allylic, 0239,
 0240
 allylic from allenes, 1021
 allylic, and cyclopropyl
 carbocations, 1590
 allylic, and ion pairs, 0470
 allylic, and rearrangement,
 0483
 allylic, and resonance, 0483,
 1013
 allylic, from addition to
 dienes, 1013
 allylic, from cyclopropyl
 halides, 0487

- carbocations, and acetal hydrolysis, 0527
 and acid catalyzed dehydration of alcohols, 1515
 and addition of alkyl halides to alkenes, 1160
 and addition to cyclopropanes, 1026
 and alcohol addition to alkenes, 1037
 and alcohol dehydration, 0535
 and alkyl halides, 0237, 0434
 and allylic rearrangement, 0469
 and arenium ions, 0658
 and azulenes, 0241
 and benzene, 0658
 and bond angles, 0398
 and carbonylation of alkyl halides with alcohols, 0652
 and chair conformations, 0245
 and chemical shifts, 0246
 and conjugated dienes, 0240
 and conjugation, 0239
 and cyclopropyl groups, 0241
 and cyclopropylmethyl groups, 0464, 0465
 and diazonium salts, 0499, 0803
 and double hyperconjugation, 0239
 and E1 mechanism, 1487
 and electrophilic substitution, 0764
 and electrophilicity, 0432
 and ESCA, 0467
 and formation of double bonds, 0248
 and Friedel-Crafts alkylation, 0710
 and Friedel-Crafts reactions, 1084
 and homoconjugation, 0239
 and hydration of alkenes, 1032
 and hydride extraction, 1706
 and hyperconjugation, 0237–0239, 0325, 0326, 0483
 and insertion, 0803
 and ion pairs, 0236
 and IR, 0236, 0245
 and Lederer-Manasse reaction, 0714
 and Markovnikov's rule, 1019
 and NMR, 0236, 0241, 0245, 0246, 0454, 0459
 and nonclassical carbocations, 0464
 and norbornyl compounds, 0436
 and PES, 0244
 and phenonium ions, 0456
 and planarity, 0435
 and polyene cyclization, 1090
 and Raman, 0245
 and rearrangement, 0802, 1032, 1561
 and rearrangement of alkenes, 0769
 and resonance, 0247, 0483, 1019
 and reverse Friedel-Crafts alkylation, 0744
 and S_N1 reactions, 0432, 0435
 and solvolysis of alkyl halides, 0325, 0326
 and spectroscopic analysis, 0245
 and Stieglitz rearrangement, 1617
 and strain, 0398
 and superacids, 0236, 0466, 0844, 1645
 and the Hammond postulate, 0480, 1019
 and the Prins reaction, 1393
 and UV, 0435
 and Wagner-Meerwein rearrangement, 1580–1585
 and Zaitsev's rule, 1581
 carbocations, arenium ions, 0240
 carbocations, aryl, 0858
 aryl, and arylation of aromatic compounds, 0925
 aryl, and the Gomberg-Bachmann reaction, 0926
 aryl, and tritium decay, 0477
 carbocations, benzylic, 0240
 bicyclic compounds, rearrangements, 1571
 bicyclobutonium, 0466
 bridged, 0450
 bridged, and migration of aryl groups, 1577
 bridgehead, 0245, 0246
 calculations of stability, 0243
 canonical forms, 0243
 carbonyl, *exo* attack, 1582
 charge distribution, 0239
 chiral, in [4 + 3]-cycloadditions, 1249
 conjugation with cyclobutanes or cyclopropanes, 0242
 conjugation with heteroatoms, 0242
 counterion, 0236
 coupling with alkenes, 0802
 cyclobutyl, 1588
 cyclopropyl, and ring opening, 1644
 cyclopropylcarbonyl, 0450, 1588
 cyclopropylmethyl, 0241, 0465
 degenerate, 1563
 destabilizing groups, 0484
 detection of, 0435
 deuterium labeling, and rearrangements, 1565
 diarylmethyl, 1005
 dications, 0241
 direction of rearrangement, 1562
 dissociation energy, table, 0244
 dodecahedral, 0245
 equilibration of, 0467
 fate of, 0247
 formation by ionization of alkyl halides, 0247
 carbocations, from alcohols, 0236, 0247
 from alkenes, 0247, 0844
 from alkyl diazonium compounds, 0247
 from amines, 0247
 from radicals, 0281
 carbocations, gegenion, 0236
 generation of, 0247
 geometrical structure and migratory aptitudes, 1571
 heteroatom stabilized, 0242, 0248
 homoallylic, 0451
 in superacids, 0766
 in-out isomerism, 0113
 loss of a proton, 0248
 methyl, X-ray, 0236
 migration of aryl groups, 1577
 nomenclature, 0235
 carbocations, nonclassical, 0247, 0450, 1582
ab initio calculations, 0451
 and cyclobutyl groups, 0464
 and cyclopropylmethyl, 0464, 0465
 and delocalization, 0450

- carbocations,
 nonclassical, (*Continued*)
 and laser Raman, 0462
 and NMR, 0451, 0454, 0462, 1583
 and norbornyl systems, 0450
 and nortricyclane, 0463
 and rearrangement, 0464
 and solvolysis, 0452, 0453
 and stability, 0462
 and Wagner-Meerwein rearrangement, 1582
 and X-ray electron spectroscopy, 0462
 arguments against, 0451, 0452, 0461, 0462
 arguments for, 0461, 0462
 controversy, 1582
 cyclopropylcarbinyl, 0450
 in superacids, 1583
 σ route, 0451
 carbocations, norbornadienyl, and NMR, 0451
 norbornyl, 0461–0463
 phenyl, 0243
 photochemical generation, 0435
 pK, 0244
 planar, 0436
 primary, and the S_N1 mechanism, 0480
 propargyl, 0240
 propeller shaped, 0246
 rate of reaction with nucleophiles, 0490
 reaction with carbanions, 1007
 reaction with nitriles, 1458
 reaction with nucleophiles, 0248
 rearrangement, 0236, 0248, 0249
 silyl, 0248
 carbocations, stability, 0243, 1019
 stability, *ab initio* molecular orbital calculation, 1003
 stability, and cleavage of alkenes, 0844
 stability, and direction of rearrangement, 1562
 stability, and NMR, 1562
 stability, and selectivity, 0680
 stability, and X-ray crystallography, 0235
 stability, in strong acids, 0236
 stability, open versus bridged, 1003
 stabilization by cyclopropyl groups, 0451
 stabilizing groups, and migratory aptitudes, 1569
 stable, 0241, 0802
 stable solutions of, 0236
 carbocations, stereochemistry, 0245
 stereochemistry of elimination, 1502
 structure and delocalization, 0239
 structure and NMR, 1645
 tert-butyl, X-ray, 0236
 tert-pentyl, rearrangement of, 1562
 triarylmethyl, 0246
 trications, 0241
 trihomobarrelyl, 0245
 triphenylmethyl (trityl), 0240
 vinyl, 0243, 0476, 1007
 vinyl, and p orbitals, 0476
 vinyl, and tritium-decay, 0477
 vinyl, from alkynes, 1007
 vinyl, stabilizing groups, 0476
 with alkenes, 1000
 X-ray crystallography, 0236
 carbodiimides, by dehydration of ureas, 1550
 from isocyanates and phosphine oxides, 1460
 carbohydrates, and cyclodextrins, 0129
 and osazones, 1285
 and sonochemistry, 0352
 carbon 14, and cyclopentadienide ion, 0063
 carbon acids, 0358
 carbon dioxide, addition of amines, 1297
 as a guest, 0127
 critical temperature, 0414
 extrusion from lactones, 1555
 formation of carboxylate salts, 0728, 0729
 from decarboxylation, 0745
 metal catalyzed carboxylation of alkynes, 1042
 organolithium reagents and dienes, 1144
 carbon dioxide, supercritical, and reactivity, 0414, 0415
 and alkene metathesis, 1684
 and Diels Alder reactions, 1199
 and nucleophilicity, 0508
 and Stille coupling, 0793
 and substitution reactions, 0508
 and Suzuki-Miyaura coupling, 0901
 and the Glaser reaction, 0979
 and the Heck reaction, 0894, 0895
 and the Kolbe-Schmidt reaction, 0729
 formation of carbamates, 0852
 metal catalyzed carbonylation, 1140
 nitrile oxide cycloaddition, 1190
 carbon dioxide, thermal extrusion from lactones, 1546
 with amides, 0851, 0852
 with aromatic compounds, 0728, 0729
 with Grignard reagents, 1330
 with organolithium reagents, 1330
 with organometallic reagents, 0824, 1329
 with phosphorus ylids, 1379
 carbon disulfide, and Friedel-Crafts acylation, 0720
 base catalyzed addition to ketones, 1368
 with alcohols, 1276
 with amine, 1297
 with dihalides, 0551
 with Grignard reagents, 1330
 with organolithium reagents, 1330
 carbon monoxide, and alcohols, 0653
 and hydrocarboxylation, 1138
 and metal catalyzed carbonylation, 1140
 and metal catalyzed hydroformylation of alkenes, 1145
 and the Koch reaction, 1137
 carbonylation of amines, 0850
 carbonylation reactions, 1139
 extrusion from cyclobutanone, 1555
 thermal extrusion from ketones, 1545
 water and alkenes, 1136
 with boranes, 1626, 1628
 carbon NMR, see NMR
 carbon nucleophiles, 0587

- carbon tetrachloride, and bond angle, 0026
and dipole moment, 0019
with organolithium reagents, 0834
- carbon tetrahalides, see halides
- Carbon-13 NMR Spectra*, 1889
- carbon-H hydrogen bonding, 0111
- carbon-metal bonds, 0249
- carbonate, and resonance, 0042
- carbonates, allylic, coupling, asymmetric induction, 0611
coupling with active methylene compounds, 0611
coupling with enolate anions, 0611
metal catalyzed coupling, 0611
- carbonates, and amines, 1435
cyclic, carbonylation of allene alcohols, 1042
dialkyl, from alkyl halides, 0541
enol, alkylation, 0629
enol, and Tsuji alkylation, 0629
from alcohols, 0542
from alkyl halides, 0542
from haloformic acids, 1276
from phosgene and alcohols, 1276
metal, with ketones, 1367
methylmagnesium, with ketones, 1367
- carbonium ion, see carbocations
- carbons, MS of, 0236
- carbonyl carbon, and HSAB, 0494
- carbonyl carbon, nucleophilicity order, 0494
- carbonyl compounds
conjugated, addition of organometallics, 1111–1120
- carbonyl compounds pK_a , α -proton, 0627
 α -hydroxylation, reagents, 1753
acyl addition, 1251
conjugated, addition of vinylsilanes, 1088
cyanation, 0801
Diels-Alder reaction, 1216
metal catalyzed addition of organotin compounds, 1314–1322
metal catalyzed addition to alkenes, 1098
reactivity in the tetrahedral mechanism, 1260
structural compatibility with organometallics, 1313
- carbonylation, and Friedel-Crafts acylation, 0723
and Grignard reagents, 1305
and the Pauson-Khand reaction, 1141
double, 0655
formation of amides, 0730, 0850, 0851
formation of aryl carboxylic acids, 0728
formation of ureas, 0850, 0851
in supercritical carbon dioxide, 0415
intramolecular, with aryl halides, 0909
metal catalysts, with alkenes, 1138
metal catalyzed, 1137, 1140, 1141
of alcohols, 0653, 1139
of alkenes, 0655, 1139
of alkyl halides, metal catalyzed, 0654
of alkyl halides, metal mediated, 0652
of alkynes, 1139, 1042
of allene alcohols, 1042
of amines, 0654, 0655, 1139
of aryl halides with alcohols, 0909
of aryl halides, with organometallics, 0910
of azides, 0851
of aziridines, 1466
of conjugated ketones, 1143
of diazonium salts, metal catalyzed, 0986
of organometallics, 0651, 0824
reactions, and metal complexes, 0655
Reppe, 1137
- carbonyldiimidazole, and acylation of amines, 1432
- carbonylnitrenes, insertion, 0790
- carbonyls, and bonding, 0011
 α stereogenic center, 0774
addition of alcohols, 1270
addition of water, 1261, 1263
and Cram's rule, 1252
approach of nucleophiles, 1258
catalysis of nucleophilic attack, by nucleophiles, 1259
conjugated and reactivity, 1254
conjugated, addition of anions, 1008
facial selectivity, 1252
formation of stereoisomers, 1252
fragmentation of halo ethers, 1542
metal mediated, 0824
nucleophilic addition, 1253
oxygen reacts as a base, 1253
 pK_a of α -proton, 0626
trajectory of nucleophilic approach, 1258
with hydrogen sulfide, 1277
with Lawesson's reagent, 1278
- carborane acids, 0368
- carboxylate ions, aryl, rearrangements, 0747
formation of carbenes, 0287
rearrangement, and Henkel reactions, 0747
- carboxylate salts, and lactone formation, 0540
and the Kolbe reaction, 0993
from aromatic compounds, 0728, 0729
radical coupling, 0992
with acyl halides, 1422
with cyanogen bromide, 1461, 1462
- carboxylates, ammonium, from carboxylic acids and ammonia, 1430
ammonium, pyrolysis, 1430
ions, decarboxylation, 0837
- carboxylation, by enzymes, 0729
- carboxylation, indirect, 1367
of alkenes, metal catalyzed, 1144
vinyl lithium compounds, 0761
with *Bacillus megaterium*, 0729
- carboxylic acid derivatives, aldol-like reactions, 1354
- carboxylic acid salts, alkylation, 0637
- carboxylic acids, acidity, 0020
acylation with aminoboranes, 1433
addition to alkenes, 1041
 α -alkylation, 0643
alkylation with diazo compounds, 0543

- carboxylic acids, and ethers, 1418
 and field effects, 0020
 and free energy, 0394
 and hydrogen bonding, 0107
 and inductive effects, 0020
 and ionization, 0394
 and resonance effects, and pK_a , 0382
 and tautomerism, 0105
 and Dakin-West reaction, 0841
 and the Koch reaction or the Koch-Haaf reaction, 1137
 and the Schmidt reaction, 1611
 and the Wolff rearrangement, 1599
- carboxylic acids, anhydrides and decarboxylation, 0840
 aryl, and the Hammett equation, 0402
 aryl, and the von Richter rearrangement, 0927
 aryl, by oxidation of aromatic side chains, 1745
 aryl, from aryl nitro compounds, 0927
 aryl, ortho alkylation, 0637
- carboxylic acids, by
 carbonylation of alkenes, 1138
 by cleavage of keto-esters, 0841
 by cleavage of methyl ketones, 0842
 by hydroboration and reduction, of alkenes, 1063
 by hydrocarboxylation of alkenes, 1136
 by hydrolysis of acyl halides, 1398
 by hydrolysis of amides, 1407
 by hydrolysis of anhydrides, 1399
 by hydrolysis of carboxylic esters, 1400
 by hydrolysis of ketenes, 1600
 by hydrolysis of nitriles, 1268
 by hydrolysis of oxazolines, 0598
 by oxidation of alcohols, 1718, 1768
 by oxidation of alcohols, reagents for, 1768
 by oxidation of aldehydes, 1718, 1769–1773
 by oxidation of aldehydes, mechanism, 1771
 by oxidation of aldehydes, reagents for, 1770, 1771
 by oxidation of alkynes, 1775
 by oxidation of boranes, 1082
 by oxidation of enol ethers, 1775
 by oxidation with peroxyacids, 1773
 by oxidative cleavage of alkenes, 1742
 by pyrolysis of esters, 1519, 1520
 by reductive cleavage of esters, 1833
 by the Arndt-Eistert synthesis, 1599
 by the Barbier-Wieland procedure, 1743
 by the Japp-Klingemann reaction, 0783
 by the Kolbe-Schmidt reaction, 0728, 0729
 by the Willgerodt reaction, 1867, 1868
 by-products of epoxidation, 1169
- carboxylic acids, conjugated, by the Perkin reaction, 1363
 by the Doebner modification, 1360
 decarboxylation, 0838
 formation of vinyl nitro compounds, 0975
 from alkynes, 1138
 hydrogenation in ionic liquids, 1074
 with NBS and lithium acetate, 0996
 with nitric acids and AIBN, 0975
- carboxylic acids, conversion to dithiocarboxylic esters, 1278
 decarboxylation, 0835, 1457
 dehydrating agents, 1514
 dehydration, 1423, 1514
 deuterated, addition to cyclic alkenes, 1023
 dianions, with boranes, 1629
 dianions, with esters, 1456
 esterification, 1414, 1415
 esterification and steric hindrance, 0398
 exchange with acid derivatives, 1441, 1423
 field effects and pK_a , 0381
 formation of hydrazones, 0784
 Friedel-Crafts acylation, 0719
- carboxylic acids, from acyl halides, and ethers, 1412
 from acyl peroxides, 0814
 from anhydrides and alcohols, 1412
 from aromatic compounds, 0728
 from boranes, and acid dianions, 1629
 from carbon dioxide, and phosphorus ylids, 1380
 from cleavage of diketones, 0841
 from diazoketones, 1599
 from diazonium salts, 0986
 from Grignard reagents, 0814
 from ketones, 0783, 0841, 0843, 1867, 1868
 from malonic esters synthesis, 0623
 from nitriles, 0648
 from organometallics, and carbon dioxide, 1329
 from oxazolines, 0643
 from peroxyacids, and alkenes, 1169
 from primary alcohols with Jones reagent, 1716
 from the haloform reaction, 0842
- carboxylic acids, gas phase
 pyrolysis, 1520
 halo, 0585
 halo, lactone formation, 0304
 halo, with aldehydes or ketones, 1364
 halogenation, 0781, 0782
 Hell-Volhard-Zelenskii reaction, 0781
 metal catalyzed elimination, 1520
 oxidation with hydrogen peroxide, 1773
 oxidative cleavage of alkynes, 1744
 oxidative cleavage of ethers, 1769
 oxidative decarboxylation to alkenes, 1747
 oxidative decarboxylation, mechanism, 1748
 photochemistry esterification, 1414
 pK_a , table, 0382

- propargyl, from alkynes, 1330
- radical alkylation of heterocycles, 0982
- radical coupling, 0977
- reagents for conversion to alkyl halides, 0995
- reduction to alcohols, 1805, 1806
- reduction to aldehydes, reagents, 1809
- reduction to hydrocarbons, 1843
- reduction with borane, 1806
- structural limitations of decarboxylation, 0836
- carboxylic acids, with alcohols, acid catalyzed, 1414
- with ammonia, 1430
- with anhydrides, 0840
- with boronic acids, metal catalyzed, 1329
- with cyanuric fluoride, 1440
- with enol esters, 1424
- with halogenating reagents, 1440
- with hydrazoic acid, 1611
- with imines, 1465
- with isocyanides and carbonyls, 1467
- with metal halides, 1426
- with Mukaiyama's reagent, 1514
- with organolithium reagents, 1329, 1447
- with thiols, 1418
- with triphenylphosphine and carbon tetrachloride, 1440
- carboxylic acids-alcohols, see hydroxy acids
- carboxylic acids-alkenes, by pyrolysis of lactones, 1520
- carboxylic esters, acetoacetic, and alkylation, 0624
- acidity, 0383
- addition to alkenes, 1134
- alkylation, 0626
- carboxylic esters, allylic, and π -allyl palladium, 0609
- allylic, coupling reactions, 0619–0611
- allylic, Knoevenagel carbanions, 0610
- allylic, with active methylene compounds, 0610
- allylic, with aryl halides, 0609
- allylic, with keto acids, metal catalyzed, 0996
- carboxylic esters, and acylation of amines, microwaves, 1435
- and DBU, 0541
- and dimethyl carbonate, 0541
- and DMF acetals, 0542
- and formation of acyl azides, 0573
- and isotopic labeling, 1404
- and microwaves, 1400, 1401
- and phase transfer, 1401
- and retention of configuration, 1404
- and S_N2 reactions, 0501
- and steric hindrance, 1401
- and the Baylis-Hillman reaction, 1323
- and the Claisen condensation, 1452
- and the Claisen reaction, 1355
- and the Katritzky pyrylium-pyridinium method, 0542
- and the Pinner synthesis, 1275
- and the Reformatsky reaction, 1328
- and the Schotten-Baumann procedure, 1411
- and the Stobbe condensation, 1356
- and transesterification, 1419
- and ultrasound, 1401
- carboxylic esters, aryl, by carbonylation, 0909
- aryl, from aryl halides, 0872
- aryl, from arylthallium compounds, 0913
- aryl, with Lewis acids, 0735
- carboxylic esters, base catalyzed condensation, 1452
- basic hydrolysis, 1256, 1257
- by carbonylation of alkenes, 1140
- by carbonylation of aryl halides, 0909
- by cleavage of keto esters, 0841
- by Favorskii rearrangement, 1595
- by hydration of alkynes, 1036
- by hydrolysis of imino esters, 1275
- by oxidation of aldehydes, 1769, 1771
- by oxidation of alkenes with dioxiranes, 1755
- by oxidation of allylic alcohols, 1769
- by the Mitsunobu reaction, 0540
- by the Tischenko reaction, 1865
- carbonylation of alkyl halides and alcohols, 0652
- cleavage, 0550
- cleavage with NaCN-HMPA, 0649
- condensation, with aldehydes or ketones, 1355, 1455
- condensation, with nitriles, 1455
- carboxylic esters, conjugated, 1, 4-addition of alcohols, 1039
- conjugated, proton acidity, 0633
- epoxidation, formation of glycidic esters, 1175
- formation of glycidic esters, 1175
- hydrostannation, 1074
- photolysis and β -lactone formation, 1041
- reduction with tributyltin hydride, 1072
- with aldehydes, Stetter reaction, 1321
- carboxylic esters, demethylation, 0550
- carboxylic esters, enol, see enol esters
- carboxylic esters, exchange with carboxylic acids, 1423
- carboxylic esters, from acyl halides and alcohols, 1411
- from acyl halides with ketones, 1274
- from acyl peroxides, 0971
- from acyl tosylates, 0543
- from aldehydes, reagents, 1865, 1866
- from alkenes and carboxylic acids, 1041
- from alkyl halides, 0539, 0654
- from amides and alcohols, 1421
- from anhydrides, 0542
- from anhydrides and alcohols, 1412
- from carboxylate salts, 0539
- from carboxylic acids and alcohols, 1414
- from carboxylic esters and alcohols, 1419
- from diazo compounds and acids, 0543
- from ethers, 0542

- carboxylic esters, (*Continued*)
 from Grignard reagents and chloroformates, 1445
 from halo ketones, 1595
 from hydrocarbons, 0971
 from ketones and peroxy acids, 1617
 from methyl ketones, 0843
 from organometallics, 0818
 from oxazolidinone amides, 1422
 from oxonium salts, 0542
 from trihalides, 0521
 from vinylorganometallics, 0824
- carboxylic esters, glycidic, from conjugated esters, 1175
 heteroaryl, by carbonylation, 0909
 homologation, 1450
- carboxylic esters, hydrolysis, 0642, 1400
 enantioselective reactions, 1401
 enzymatic, 1400
 mechanism, 0406, 0407, 1402–1406
 rates, 0399
 tetrahedral mechanism, 1402–1406
 α -hydroxylation, 1752
- carboxylic esters, malonic, see malonate
- carboxylic esters, α -oxidation of ethers, 1759
 pyrolysis, 1519, 1520
 radical coupling, 0977
 rearrangement, 0735
 reduction to alcohols, Bouveault-Blanc procedure, 1807
 reduction to alcohols, reagents, 1806, 1807
 reduction to aldehydes, reagents, 1809
 reduction to ethers, reagents, 1839
 reduction to methyl compounds, 1842
 reduction with Dibal, 1809
 reduction with silanes, 1807
 reduction with sodium in ethanol, 1795
 reduction, Bouveault-Blanc procedure, 1795
 reductive acylation of ketones, 1274
- reductive cleavage to hydrocarbons, 1833
 reductive cleavage with lithium in amines, 1834
 reductive coupling to acyloins, 1860
 solvent effects in alkylation reactions, 0539
 solvolysis of, and NMR, 0434
 steric hindrance to formation of, 0398
 sulfenylation, 0791
 vinyl, hydrolysis, 1401
 vinyl, hydrolysis by esterases, 1401
 with amines or ammonia, 1434, 1436
 with carboxylic acid dianions, 1456
 with dimethyl sulfate, 0541
 with metal carbenes, 1381
 with Petasis reagent or Tebbe's reagent, 1380
 with trimethylphosphate, 0541
- carboxylic esters-thioethers, 1179
- carboxylic salts, from carboxylic esters, 0584, 0585
- carbynes, 0287
 carcerands, 0128
 carcerands, and cyclopentadiene, 0074
 carciplex, 0128
- Caro's acid, conversion of thioamides to amides, 1280
 oxidation of amines to amine oxides, 1779
 oxidation of amines, 1777
- β -carotene, and the Wittig reaction, 1378
- Carroll rearrangement, 1670
- carvone, photochemical [2 + 2]-cycloaddition, 1230
- carvoncamphor, by photochemical [2 + 2]-cycloaddition, 1230
- CAS ONLINE, 1876, 1877
 CAS Registry, 1881, 1901
 CASSI, 1910
- catalysis, acid, epoxide alcoholysis, 0537
 of acetals, 0524
 of epoxides, 0528
- catalysis, acid-base, 0372
 and free energy, 0313
 and the Brønsted catalysis equation, 0373
- catalysis, base, 0373
 and the Marcus equation, 0373
 coupling aryl halides and active methylene compounds, 0906
- catalysis, general, 0372
 catalysis, general acid, 0373, 0525
 in supercritical carbon dioxide, 0415
 Lewis acid, of sulfonyl halides with halo esters, 0605
 mechanisms, 0313
- catalysis, metal, of amine alkylation, 0558
 of arylation of sulfonamides, 0569
 of aziridine ring opening, 0566
 of cleavage of ethers, 0581
 of coupling with Grignard reagents, 0600
 of halogenation of epoxides, 0584
 of organometallics coupling, 0604, 0605, 0606, 0607
 of vinyl ester formation, 0541
- catalysis, micellar, of the Williamson reaction, 0531
 of alcohols and diazo compounds, 0533
 of enolate anion formation, by amines, 0779
 of the Diels-Alder reaction, 1197
 phase transfer, see phase transfer
 specific, 0372
 specific acid, 0373
- catalysis, and hydrogenation of alkynes, 1057
- catalysts, asymmetric, and synthesis, 0171
- catalysts, chiral, see chiral catalysts
- catalysts, dendritic, and transfer hydrogenation, 1066
 for acylation of amines, 1429, 1435
 for alcoholysis of anhydrides, 1413
 for alkene metathesis, 1683, 1686
 for cyanohydrin formation from trimethylsilyl cyanide, 1390

- for dihydroxylation of alkenes, 1162
- for enantioselective epoxidation of alkenes, 1176
- for Friedel-Crafts acylation, 0719
- for Friedel-Crafts addition alkyl halides to alkenes, 1160
- for heteroatom Diels-Alder reactions, 1217
- for hydrogenation, 1054
- for hydrolysis of carboxylic esters, 1400, 1401
- for photochemical [2 + 2]-cycloaddition, 1223
- for the Dieckmann condensation, 1454
- for the Mukaiyama aldol, 1352, 1353
- for transesterification, 1419
- heterogeneous, and hydrogenation, 1054
- heterogeneous, particle sites and surface sites, 1060
- homogenous, and hydrogenation, 1054, 1055
- hydrogen ion, and the tetrahedral mechanism, 1255
- Lindlar, and hydrogenation of alkynes, 1057
- metal, and epoxide alcoholysis, 0537
- metal, and the Heck reaction, 0891–0897
- metal, coupling with silanes, 0588
- metal, epoxides and amines, 0563
- metal, for cyclotrimerization of alkynes, 1244
- metal, for dehydrogenation of alcohols, 1724
- metal, formation of cyclic amines, 0560
- optically active, 0138
- palladium, 0043, 0044
- recyclable, for alkene metathesis, 1684
- triphase, 0511
- Wilkinson's, 0043
- catalytic Claisen rearrangement, 1669
- catalytic hydrogenation, see hydrogenation
- catalytic Wagner-Meerwein rearrangements, 1584
- catecholborane, 0816
 - and conjugate addition, 1123
 - with alkenes, 1123
 - with alkynes, 0820, 1081
 - with chiral additives, in reductions, 1801
- catenanes, 0131
 - and acyloin condensation, 1862
 - and chirality, 0152
 - enantiomer separation by HPLC, 0134
 - structural variations, 0131–0133
 - synthesis of, 0132
- cation- π -interactions, 0114
- cationic Diels-Alder reaction, 1197
- cationotropic rearrangements, 1559
- cations, alternant hydrocarbons, 0069
- cavitands, 0122
- cavitation noise, and acoustic cavitation, 0350
- cavitation, acoustic, and cavitation noise, 0350
- and sonochemistry, 0349
- and ultrasound, 0512
- CD (circular dichroism), chiral molecular in achiral solvents, 0163
- cedranediolborane, 0816
- cell length, and specific rotation, 0139
- center of symmetry, and chirality, 0140
- centrohexacyclines, and strain, 0220
- ceric ammonium nitrate, and nitration of aromatic compounds, 0686
- cerium compounds, and acetal cleavage, 0526
- (CH)_n compounds, and Cope rearrangement, 1667
- chain reactions, and radicals, 0936
 - and SET mechanism, 0444
- chair confirmation, 0203
- chair transition state, Claisen rearrangement, 1669
- chair-to-chair interconversion, 0204
- channel-type complexes, 0131
- Chapman rearrangement, 1697
- charge dispersal, elimination versus substitution, 1506
- charge distribution, in conjugated carbocations, 0239
- charge separation, and resonance, 0047
- charge transfer, bonding, 0119
 - complexes, 0115
 - complexes, UV, and solvents, 0507
 - spectra, 0115
- Charton's ν values, 0411
- chelation, and dialkylamide bases, 0389
- cheletropic reactions, cyclic sulfones, 1537
- Chemical Abstracts*, 1876–1881
- Chemical Abstracts*, Collective Indexes, 1879
- Chemical Abstracts*, Registry number, 1880
- Chemical Induced Dynamic Electron Polarization, see CIDEP
- chemical shift, and conformations, 0196
 - and electronegativity, 0017
 - and hydrogen bonding, 0110, 0111
 - and ring current, 0055–0057
 - of alkenes, 0056
 - of annulenes, 0087–0090
 - of antiaromaticity, 0075
 - of benzenonium ion, 0662
 - of carbocations, 0246
 - of cyclobutadiene, 0075
 - of homoaromatic compounds, 0093
- Chemically Induced Dynamic Nuclear Polarization, see CIDNP
- chemoselective reducing agents, for aldehydes rather than ketones, 1793
 - for ketones rather than aldehydes, 1794
- chemoselectivity, definition, 1793
 - in reduction of alkyl halides, 1827
- Chemtracts*, 1892
- Chichibabin reaction, 0915
- chiral additives, and conjugate addition, 1108
 - and dihydroxylation of alkenes, 1165
 - and enolate alkylation, 0630
 - and Michael addition, 1108
 - and resolution, 0176
 - and the Claisen reaction, 1356
 - and the Mukaiyama aldol, 1353

- chiral additives, (*Continued*)
 metal catalyzed
 cyclopropanation, 1238
 with LiAlH_4 or NaBH_4 ,
 1802
- chiral allylic boranes, acyl
 addition, 1320
- chiral amines, with ketones,
 0633
- chiral atoms, also see
 stereogenic
- chiral atoms, 0140, 0141
- chiral auxiliaries, and
 asymmetric synthesis,
 0169
 and Mannich reactions, 1295
 and the aldol reaction, 1347
 and the Baylis-Hillman
 reaction, 1325
 and the Diels-Alder reaction,
 1202
 and the Mukaiyama aldol,
 1353
 definition, 0169
- chiral azadienes, 1218
- chiral bases, and enolate
 allylation, 0629
 and the aldol reaction, 1347
- chiral boranes, 1080
- chiral carbanions, 0258
- chiral catalysts, 0387
 and bis(oxazolines), 1114
 and bis(phosphines), 1073
 for conjugate addition of
 carbamates, 1131
 for dihydroxylation of
 alkenes, 1165
 for Friedel-Crafts alkylation,
 0709
 for heteroatom Diels-Alder
 reactions, 1218
 for hydrogenation, 0171
 for the Baylis-Hillman
 reaction, 1325
 for the Diels-Alder reaction,
 1202
 for the Mukaiyama aldol,
 1354
 for the Prins reaction, 1396
 for the aldol reaction,
 1347
- thioureas, for the Pictet-
 Spengler reaction, 0716
- trimethylsilyl cyanide,
 cyanohydrin formation,
 1390
- chiral compounds, also see
 chirality
- chiral compounds, also see
 diastereomers
- chiral compounds, also see
 enantiomers
- chiral compounds,
 adamantanes, 0145
 allenes, 0148
 and axis of symmetry, 0140
 and biological activity, 0138
 and chemical reactions, 0158
 and Cram's rule, 0168
 and D/L nomenclature, 0155
 and diastereomers, 0164
 and diastereotopic atoms,
 0193
 and diastereotopic faces,
 0194
 and enantiomeric excess,
 0180
 and enantiotopic faces, 0194
 and epimers, 0165
 and erythro/threo
 nomenclature, 0166
 and Fischer projections, 0153
 and GC, 0181
 and HPLC, 0182
 and kinetic resolution, 0176
 and molar rotation, 0160
 and NMR, 0180, 0181
 and optical purity, 0179,
 0180
 and polarizability, 0141
 and prochiral atoms, 0193
 and pseudoasymmetric
 carbons, 0165
 and racemates, 0138
 and rate of reaction, 0138
 and resolution, 0145
 and restricted rotation, 0150
 and specific rotation, 0160
 and stereoselective synthesis,
 0167
 and symmetry, 0138, 0140
 and syn/anti nomenclature,
 0166
 and synthesis, 0167–0172
 and the 2ⁿ rule, 0165
 and the Cahn-Ingold-Prelog
 system, 0155–0158
 and the Cornforth model or
 Felkin-Ahn model, 0169
 and torsional diastereomers,
 0148
- chiral compounds,
 atropisomers, 0146
 biaryls, 0146
 chiral pool, 0167
 cyclooctatetraene, 0151
 cyclooctene, 0150
 cyclophanes, 0150
 from achiral compounds,
 0169
- fulgide, 0150
 glyceraldehyde, 0154
 helical, 0149, 0150
 helicene or heptalene, 0149,
 0150
 Lewis acids, 0387
 meso form, 0165
 metallocenes, 0150
 nitroxide radicals, 0276
 paracyclophanes, 0150
 with multiple stereogenic
 atoms, 0164
- chiral dienophiles, 1202
- chiral hydrazines, with ketones,
 0633
- chiral ionic liquids, 1324
- chiral lanthanide shift reagents,
 0181
- chiral Lewis acids, 0387, 1202
 and Diels-Alder reaction,
 1203
- chiral ligands, and Sharpless
 asymmetric
 dihydroxylation, 1166
 and the aldol reaction, 1347
 in catalytic hydrogenation,
 1056
- chiral Lossen rearrangement,
 1610
- chiral molecules, 0137
 and stereogenic atoms, 0140
- chiral oxaziridines,
 α -hydroxylation, 1754
- chiral poisoning, in asymmetric
 catalysis, 1056
- chiral pool, and synthesis, 0167
- chiral reagents, for reduction of
 ketones, 1800–1803
- chiral recognition, and
 resolution, 0175
- chiral selenium ylids, 1384
- chiral solvents, and NMR, 0181
- chiral sulfur ylids, 1383
- chiral templates, conjugate
 addition of Grignard
 reagents, 1114
- chiral compounds, spiranes,
 0150
- chirality transfer, and [2,3]-
 Wittig rearrangement,
 1677
- chirality, also see chiral
 compounds
- chirality, also see enantiomers
- chirality, and a Möbius strip
 compound, 0152
 and absolute configuration,
 0154
 and asymmetric induction,
 0171

- and asymmetric reduction, 0170
 and axis of symmetry, 0140
 and bridgehead atoms, 0144
 and CD in achiral solvents, 0163
 and center of symmetry, 0140
 and circularly polarized light, 0163
 and cyclophanes, 0150
 and diastereomers, 0164
 and enantiomers, 0137
 and enantioselective reactions, 0171
 and epimers, 0165
 and helical shapes, 0149, 0150
 and meso compounds, 0165
 and mirror planes, 0140
 and molar rotation, 0160
 and molecular knots, 0152
 and NMR, 0151
 and optical activity, 0136
 and perpendicular disymmetric planes, 0145
 and plane of symmetry, 0140
 and plane polarized light, 0163
 and polarizability, 0141
 and pyramidal inversions, 0142, 0143, 0144
 and quadrivalent stereogenic atoms, 0141
 and resolution, 0138
 and restricted rotation, 0150
 and specific rotation, 0160
 and superimposability, 0137, 0141
 and the 2ⁿ rule, 0165
 and the Cahn-Ingold-Prelog system, 0155–0158
 and the D/L nomenclature, 0155
- chirality, definition of, 0137
 helical, 0149, 0150
 induced chirality in achiral solvents, 0163
 of adamantanes, 0145
 of allenes, 0148
 of barrelene, 0152
 of calixarenes, 0152
 of carbanions, 0258
 of catenanes, 0152
 of crown ethers, 0152
 of cumulenes, 0149
 of heptahelicene, 0149
 of hydrocarbons, 0152
 of metallocenes, 0150
 of methylenecyclohexanes, 0149
 of paracyclophanes, 0150
 of pentahelicene, 0149
 of phosphates, 0142
 of phosphorus, 0191
 of rotaxanes, 0152
 of spiranes, 0149
 of substituted cyclohexanes, 0207
 of sulfones, 0142
 of tervalent stereogenic atoms, 0142
 of truxilic acid, 0140
 torsional diastereomers, 0148
- chloraluminates, ionic liquids, 1199
 chloramine, with organoboranes, 0822
 chloramine-M, epoxidation of alkenes, 1173
 chloramine-T, and formation of aziridines, 1184
 and NBS, 1184
 and sodium iodide, 0921
 formation of aziridines from alkenes, 1159
 formation of chlorohydrins, 1153
 with alkenes, 1180
- chloramines, and halogenation of aromatic compounds, 0701
 from amines, 0849
- chloride, vinyl, also see vinyl chloride
 chlorides, acyl, also see halides, acyl
 chlorides, acyl, from aldehydes, 0964
 chlorides, alkyl, also see halides
 chlorides, alkyl, and Grignard reagents, 0262
- chlorination, allylic, 0963
 chlorination, of alcohols, 0469
 of alkenes, reagents for, 1150
 of aromatic compounds, 0664, 0670, 0671, 0698
 of benzene, rate and product distribution, 0680
 of malic acid, 0427
 of toluene, rate and product distribution, 0680
 radical, and dichlorine monoxide, 0963
- chlorine radicals, 0935
 chlorine trifluoride, and fluorine radicals, 0955
- chlorine, halogenation of aromatic compounds, 0701
 with alkenes, 1149
 with UV light, 1149
- chlormalic acid, and asymmetric synthesis, 0172
 chloroamines, formation of formamides, 0568
 chlorochromate, pyridinium, see PCC
 chloroform, and proton transfer, 0368
 hydrolysis of, 0521
 Reimer-Tiemann reaction, 0726
 with amines, 0567
- chloroformates, addition to allenes, 1162
 benzyl, with amines, 1428
 with Grignard reagents, 1445
- chloroiminium salts, with Grignard reagents, 1336
- chloroketones, and formation of thiranes, 0532
- chloromethylation, and Friedel-Crafts reaction, 0717
- chloronium ions, with alkenes, 1004
- m*-chloroperoxybenzoic acid, see mCPBA
- chlorosulfates, from alkenes
 with chlorine and sulfur trioxide, 1154
- chlorosulfenation, 0974
- chlorosulfonyl isocyanates, see isocyanate
- chlorosulfuric acid, formation of aryl sulfonyl halides, 0697
- chlorothioformates, with amines, 1474
- chlorotrimethylsilane with enolate anions, 0798
 and the acyloin condensation, 1861
- chlorotriphenylmethane, ionization, 0240
- chlorotris(triphenylphosphine) rhodium (Wilkinson's catalyst), 1054
- cholest-6-en-3-one, 0401
- cholesterol, biosynthesis, 1090
- cholic acid, and resolution, 0176
 as host, 0128
- choral hydrate, 1262
- choranil (2,3,5,6-tetrachloro-1,4-benzoquinone), 1710
 and aromatization, 1710
- chromates, structural variation for oxidation of alcohols, 1716, 1717

- chromatographic absorbents,
and Diels Alder reactions,
1198
- chromic acid, and oxidation of
alcohols, 1716
- chromium complexes, Fischer
carbene complexes, 1247
- chromium hexacarbonyl, 0043
- chromium reagents, and
oxidation of aromatic
hydrocarbons, 1764
and oxidative cleavage of
alkenes, 1742, 1743
and oxidative cleavage of
cyclic ketones, 1735
oxidation of alcohols to
carboxylic acids, 1768
- chromophore absorption, 0333
- chromophore, definition, 0331
- chromotropic spin traps, 0268
- Chugaev reaction, 1520, 1521
- CIDEP (Chemically Induced
Dynamic Electron
Polarization), 0269
- CIDNP (Chemically Induced
Dynamic Nuclear
Polarization)
and aryl radicals, 0941
and carbenes, 0807
and Grignard reagents, 0832
and hydroformylation of
styrene, 1147
and hydrogen-metal
exchange, 0834
and intermediates, 0312
and metal/ammonia
reductions, 1065
and organolithium
compounds with alkyl
halides, 0599
and radical alkylation of
aromatic compounds,
0981
and radical rearrangements,
1577
and radicals, 0269, 0270,
0445
and SET mechanism, 0445
and the photo-Fries
rearrangement, 0737
- Cieplack effect, and addition to
alkenes, 1024
- Cinchona alkaloids, and phase
transfer, 1175
and Sharpless
aminohydroxylation,
1180
with osmium catalysts, 1163
- Cinchonidine alkaloids, and
enantioselectivity, 1041
- cine substitution, and aromatic
nucleophilic substitution,
0860
and Stille coupling, 0793
- circuambulatory rearrangement,
0249
- circular dichroism, 0160, 0161
and conformations, 0196
vibrational, 0161
- circular polarization of
luminescence, 0182
- circularly polarized light, 0138,
0163
and asymmetric synthesis,
0172
- circulenes, 0094
- circuambulatory
rearrangement, 1652
- cis-trans isomers, see isomers
- citric acid, 0192
- Claisen condensation, 1355,
1452
and base strength, 1454
and enolate anions, 0263,
0627, 1453
and Evans auxiliaries, 1356
and high pressure, 0513
and the Robinson annulation,
1357
crossed, 1452
enantioselectivity, 1356
intramolecular, 1453
mechanisms, 1453, 1454
metal mediated, 1355
structural variations, 1355
with amides, 1355
- Claisen rearrangement,
1668–1674
abnormal, 1673
acceleration by water, 1670
and isotope labeling, 1668,
1669
and microwaves, 1669
and the Carroll
rearrangement, 1670
and the Diels-Alder reaction,
1669
and the Kimel-Cope
rearrangement, 1670
azo-, see azo-Claisen
catalytic, 1669
enantioselectivity, 1672
Ireland-Claisen, 1671
mechanism, 1668
of allyl allene ethers, 1670
of allyl enol ethers, 1669
of ester enolate anions, 1670
on silica gel, 1670
para-, 1668
polymer-bond, 1669
retro-, 1669
thio-, see thio-Claisen
with chiral Lewis acids, 1672
- Claisen rearrangement-Conia
reaction, 1670
- Claisen-Schmidt reaction, 1343,
1344
- clathrates, 0126
and hydroquinone as host,
0127
- Clayton, and oxidation of thiols,
1785
- cleavage, and formation of
radicals, 0938
anionic, 0835
by hydration of vinylidene
nitriles, 1034
Eschenmoser-Tanabe, 1544
Norris Type I, 0343
Norris Type II, 0344
of acetals, with Lewis acids,
0526, 0527
of alkoxides, 0758, 0835,
0840
of ammonium salts, 0542
of carboxylic esters, 0550
of cyanohydrins, 0835
of cyclic ethers, 0581
of cyclopropane, and
vinylcyclopropane
rearrangement, 1658
of diketones with base, 0841
of dioxetanes, 1219
of epoxides, see epoxides
of ethers, 0523, 0547, 0580,
0581, 0582
of ketones, 0841
of ketones, haloform
reaction, 0842
of lactones, 0550
of methyl esters, with
NaCN-HMPA, 0649
of methyl ethers, 0561
of oxonium salts, 0582
of radicals, 0280, 0937
of selenides, 0551
of thioethers, 0992
oxidative, see oxidative
photochemical, and radicals,
0279
photolytic, 0335
photolytic, also see
photolytic
reductive, of cyclopropanes,
1074
thermal, and radicals, 0279
- Clemmenson reduction, 1836
- clocks, radical clocks, 0946
- CO₂, see carbon dioxide
- coefficient, extinction, 0330

- collidine, LiI with carboxylic esters, 0585
- Collins reagent,
- Collman's reagent, and carbonylation, 0650, 0651
- colloids, and sonochemistry, 0350
- combinatorial chemistry, 1434
- combustion, heat of, 0029
- common-ion effects, and rate of reaction, 0434
- Compendium of Organic Synthetic Methods*, 1898
- Complete Neglect of Differential Overlap, 0035
- complex formation, metal, and mechanism of
 homogenous catalytic hydrogenation, 1061
 with metals, in catalytic hydrogenation, 1059
- complex-induced proximity effect, and directed ortho metalation, 0912
- complexes, activated, 0302
- complexes, alkyne-metal carbonyl, and Pauson-Khand reaction, 1141
 and alkenes, 0119
 π -allylnickel, coupling, 0593
 and carbon tetrahalides, 0119
 and cyclodextrins, 0129
 and Kolbe-Schmidt reaction, 0729
 and metal catalyzed decarbonylation of aldehydes, 0998
- bromine-alkene, 1150
- cage, 0129
- channel-type, 0131
- charge transfer, 0115, 0507
- chiral Lewis acids-dienophiles, 1203
- cyclobutadiene-metal, and cyclotrimerization, 1247
- cyclodextrins and iodoaniline, 0130
- Dibal-amine, 1437
- EDA, and photochemical [2 + 2]-cycloaddition, 1232
- electron donor-acceptor, 0115, 0757
- encounter, 0664
- Grignard reagents, 0260, 0261
- guest-host, 0120
- ion-dipole, and S_N2 , 0430
- iron, of cyclobutadienes, 0076
- iron-norbornadienone, 0118
- Lewis acid, and cleavage of ethers, 0581
- Lewis acid-acyl halides, 0722
- Lewis acid-base, 0375, 0376
- metal, and benzene, 0117
- metal, and cyclooctatetraene, 0117
- metal, and
 cyclotrimerization, 1246
- metal, and ferrocene, 0117
- metal, and hapto complexes, 0116, 0117
- metal, in carbonylation reactions, 0655
- metal, optical resolution, 0151
- metal, with carbenes, 1236
- metal-carbene, and metathesis, 1688
- metal-salen, and epoxidation, 1178
- metals and π -donors, 0116
- monohapto, 0117
- η -complexes, 0042, 0043, 0044
- complexes, π - and η -, 0042
- complexes, π -allyl, acylation of dienes, 0797
- complexes, π -allyl, and rearrangement of alkenes, 0770
- complexes, π -complex and arenium ions, 0662
- Pauson-Khand, 1143
- platinum, and resolution of alkenes, 0174
- radicals in aromatic solvents, 0953
- rate of formation, 0376
- ring-in-ring, 0132
- titanium-methylene, and Tebbe's reagent, 1382
- transition metal, and [2 + 2]-cycloaddition, 1220
- with biphenyl, 0125
- with crown ethers or cryptates, 0119
- with fluoranthene, 0124
- with picric acid, 0118
- with pyrene, 0124
- with trinitrobenzenes, 0118
- Comprehensive Chemical Kinetics*, 1894
- Comprehensive Organic Chemistry*, 1893
- Comprehensive Organic Functional Group Transformations*, 1894
- Comprehensive Organic Synthesis*, 1894
- Comprehensive Organic Transformations*, 1897
- concentration, and specific rotation, 0139
- of radicals, 0267
- concerted reactions, and S_N2' , 0471
- concertedness, and cycloaddition reactions, 1212
- condensation, aldol, see aldol
- condensation, Claisen, see Claisen
- condensation, Dieckmann, see Dieckmann
- condensation, acyloin ester, 1860
- benzoin, 1396
- bis(aldol), 1345
- Pechmann, 0712
- self condensation, and Claisen condensation, 1453
- self condensation, and the aldol reaction, 1343
- conducted tour mechanism, 0761, 0768
- conducting polymers, 0415
- conductivity, and arenium ions, 0663
- configuration, absolute, see absolute configuration
- configuration, and Grignard reagents, 0262
- definition, 0195
- electron, see electron configuration
- racemization of migrating group during rearrangement, 1564
- retention of migrating group during rearrangement, 1563
- retention, and carbanions, 0257
- conformational analysis, 0195-0213
- conformational energy, and cyclohexane, 0203
- conformational isomer, and conformer, 0196
- conformational radical clock, 1098
- conformational transmission, 0401
- conformations, % axial in substituted cyclohexanes, 0208
- aa/ee/ae nomenclature, 0205

- conformations, and acidity, 0387, 0388
 and atropisomers, 0203
 and bisecting bonds, 0201
 and dipole moment, 0199
 and eclipsing bonds, 0201
 and homoanomeric interactions, 0209
 and molecular mechanics, 0196
 and Newman projections, 0197
 and NMR, of macrocycles, 0213
 and optical activity, 0196
 and Pitzer strain, 0223, 0224
 and pK, 0387, 0388
 and polar groups, 0209
 and polarizability, 0199
 and pseudorotation, 0212
 and reactivity, 0400
 and solvent effects, 0201
 and spectroscopic analysis, 0196
 and steric hindrance, 0202
 and strain, 0400
 and syn or anti elimination, 1484
 and tetrahedral mechanisms, 1258
 and the 3ⁿ rule, 0197
 and the anomeric effect, 0210
 and the E2 reaction, 1479
 and transannular strain, 0223, 0224
 and X-ray crystallography, 0201
 conformations, anomeric effect, 0210, 0211
 anti, 0199
 anti-periplanar, and E2 reagents, 1479
 axial preference for polar groups, 0209
 boat and chair, 0203
 chair cyclohexanes, and E2 reactions, 1481
 chair, and bulky substituents, 0207
 chair, and carbocations, 0245
 chair, and gauche conformations, 0205
 chair, axial and equatorial, 0204
 chair, chair-to-chair energy barrier, 0208
 chair, half-life, 0204
 chair, observation of, 0204
 chair-to-chair interconversion, 0204
 cisoid, and Diels-Alder reaction, 1201
 definition, 0195
 envelope, 0212
 estimation of numbers, 0197
 gauche, 0199–0201
 isolation of conformers, 0201
 medium-size rings, 0223
 conformations, of acyclic compounds, 0197
 of amides, 0202
 of butane, 0199, 0200
 of caprolactams, 0212
 of cyclic alkanes, 0211–0213
 of cyclic ketones, 0208, 0212
 of dienes, and Diels Alder reaction, 1201
 of dioxanes, 0209
 of dithianes, 0209
 of glycosides, and the anomeric effect, 0210
 of heteroatom substituted rings, 0209
 of lactones, 0213
 of macrocyclic ketones, 0213
 of Meldrum's acid, 0388
 of oxacyclooctane, 0213
 of oxetane, 0212
 of six-membered rings, 0203
 of substituted cyclohexanes, 0204, 0205
 of sulfoxides, 0212
 of tetrahydrofurans, 0212
 conformations, s-E/s-Z diazoketones, 1601
 stability of, 0201
 stability of aziridines, 0142, 0144
 stability, and optical activity, 0142, 0144
 staggered, 0199
 syn-periplanar, and E2 reactions, 1479
 synclinal, 0199
 tub, cyclooctatetraene, 0151
 twist, 0080, 0081, 0203, 0204
 conformers, 0195
 isolation of, 0201
 Conia reaction-Claisen rearrangement, 1670
 conjugate acid, definition, 0356
 conjugate addition, 1105–1110
 1,2- versus 1,4-, organocuprates, 1113
 aldehydes with cyanide, 1133
 amines to conjugated thiolactams, 1130
 and anhydrides, 1132
 and enamines, 0636
 and ionic liquids, 1107
 and Mannich bases, 1109
 and phosphonate esters, 1132
 and SET mechanism, 1120
 and the Sakurai reaction, 1120
 and thioesters, 1132
 azides, 1131
 chiral imines, 1109
 conjugated substrates, 1106
 definition, 1008
 enantioselectivity, 1106, 1109
 formation of enolate anions, 1113
 Grignard reagents, 1112
 heteroatom nucleophiles, 1130
 intramolecular, 1109
 metal catalyzed, 1107, 1108, 1130
 metal catalyzed addition of silyl enol ethers, 1110
 conjugate addition, of alcohols, 1131
 of aldehydes, and microwaves, 1132
 of alkynyl alanes, 1118
 of allylic silanes, 1120
 of amides, 1132
 of amines, 1130, 1132
 of boranes, 1121
 of borate esters or boronic acids, 1116
 of carbamates, metal catalyzed, 1130
 of enolate anions, 1108
 of Grignard reagents, 1114
 of HCN, 1147
 of hydroxylamines, 1131
 of imides, 1131
 of imines, 1130
 of lactams, 1131
 of organometallics, and radicals, 1119
 of radicals, 1122
 of silanes, 1131
 of silyl ketene acetals, 1121
 conjugate addition, organocuprates, 1111
 organolithium reagents, 1112, 1133
 organometallics, 1111–1120
 organometallics, mechanism, 1119
 organozinc reagents, 1116
 selenols and organolithium reagents, 1131
 thiophenols and organolithium reagents, 1131

- trialkylalanes, 1118
 vinylboranes, 1122
 vinyllogous, 1107
 with boron compounds, 1116
 conjugate base, definition, 0356
 conjugate bases, see bases
 conjugate elimination, 1512
 conjugate reduction, reagents
 for, 1071
 conjugate systems, and
 delocalization, 0040
 conjugated carbonyls, and
 hydride reduction,
 reagents, 1793
 conjugated carboxylic acids, see
 carboxylic acids
 conjugated compounds with
 sulfur ylids, 1386
 acylation, 1132
 addition of hydroperoxide
 anions, 1707
 and Grignard reagents or
 organolithium reagents,
 1302
 and photochemical [2 + 2]-
 cycloaddition, 1229
 and Stork enamine reaction,
 0635
 and the Baylis-Hillman
 reaction, 1323
 by dehydrogenation, 1712
 by the Knoevenagel reaction,
 1358
 halogenation, 1151
 radical addition, 1015
 with acyl halides, 1132
 with aldehydes, 1323
 conjugated diketones, by α -
 oxidation of alkenes, 1759
 conjugated ketones, see ketones
 conjugated systems, alternant
 and nonalternant
 hydrocarbons, 0069
 conjugated-circuit model, and
 aromaticity, 0057
 conjugation, and absorption,
 0332, 0333
 and bathochromic shift, 0333
 and carbanions, 0252
 and carbocations, 0239
 and delocalization, 0038
 and enol content, 0100
 and homoconjugation, 0045
 and keto-enol tautomerism,
 0100
 and rearrangement of double
 bonds, 0767
 and S_N1 reactions, 0436
 and wavelength of light,
 0332, 0333
 cross, 0044
 cross, also see cross
 conjugation
 cyclobutanes and
 carbocations, 0242
 cyclopropanes and
 carbocations, 0242
 energy, 0040
 heteroatoms with
 carbocations, 0242
 p orbitals with double or
 triple bonds, 0040
 conrotatory process, a Möbius
 system, 1638
 conrotatory, and $4n$ versus
 $4n + 2$, 1643
 and electrocyclic
 rearrangements, 1633,
 1634
 constant, equilibrium, see
 equilibrium
 constant, Planck's, 0003
 constant, rate, see rate
 contact ion pair, 0437
 cooperative hydrogen bonding,
 0110
 coordinate, reaction, 0302
 Cope elimination, 1524, 1525
 Cope reaction, 1524
 Cope rearrangement,
 1659–1667
 (CH) $_n$ compounds, 1667
 amino, see amino-Cope
 and Bergmann cyclization,
 1664
 and diradical intermediates,
 1663
 and high pressure, 0513
 and valence tautomerism,
 1665
 aza-, see aza-Cope
 degenerate, 1664
 diradical mechanism, 1664
 mechanism, 1662
 metal catalyzed, 1662
 nonconcerted, 1664
 oxonia, see oxonia-Cope
 six-center mechanism, 1663
 stereochemistry, 1663
 transition state, 1663
 Cope, oxy-, see oxy-Cope
 copper compounds, and
 Stryker's reagent, 1351
 with organolithium reagents,
 0601
 copper cyanide, and
 Rosenmund-von Braun
 reaction, 0885
 with aryl diazonium salts,
 0985
 copper halides, and the Hurtley
 reaction, 0907
 coupling active methylene
 compounds with aryl
 halides, 0907
 copper salts, and alkyne
 coupling, 0978
 and the Glaser reaction, 0978
 halosulfonation of
 aryldiazonium salts, 0986
 nitration of aryldiazonium
 salts, 0985
 copper, alkyl-magnesium
 bromide Normant
 reagent), 1101, 1102
 copper, and coupling of aryl
 halides, 0897
 and coupling of
 aryldiazonium salts, 0926
 and hydroxylation of
 aryldiazonium salts, 0919
 and the Gatterman reaction,
 0984
 and the Ullmann reaction,
 0897
 copper-free Sonogashira
 coupling, 0905
 corannulene, 0094, 0095
 Corey-Seebach procedure,
 hydrolysis of dithioketals,
 1280
 Corey-Winter reaction, 1535
 corner-protonated
 cyclopropane, 1026
 Cornforth model, and
 diastereoselectivity, 0169
Corporate Index, 1907
 coulombic interactions, and
 molecular mechanics,
 0213, 0214
 coumarins, Friedel-Crafts
 alkylation, 0712
 Pechmann condensation, 0712
 counterattack reagent, 0587
 counterions, and ambident
 nucleophiles, 0517
 and nucleophiles, 0516
 of carbocations, 0236
 coupling reactions, 0976
 coupling reactions, cross-
 coupling, 0587
 coupling, and SET mechanisms,
 0613
 cross, radical coupling of
 alkanes, 0976
 metal catalyzed, alkylboronic
 acids, 0607
 with arylboronic acids, 0607
 with silanes, 0588
 with vinylboranes, 0607

- coupling, metal mediated, alkyl halides, 0597
 conjugated ketones, 0592
 vinyl halides, 0591
 with allylic esters, 0609
- coupling, of alcohols, 0615
 of alkanes, 0802
 of alkyl halides, 0589
 of aryl halides and boronic acids, see Suzuki-Miyaura
 of aryl halides, and the Ullmann reaction, 0897
 of aryldiazonium salts with active methylene compounds, 0783
 of carbenes, 0290
 of diazonium salts, 0692
 of Grignard reagents, 0987
 of organolithium reagents with sulfones, 0613
 of organometallics (Group I and II) with alkyl halides, 0594, 0595
 of organometallics with alcohols, 0614, 0615
 of organometallics with alkyl halides, 0604, 0605, 0606, 0607
 of π -allylnickel complexes, 0593
 of photosensitized alkenes, 0977
 of radicals, 0280, 0938
 of silanes, 0977
 of silanes with alkyl halides, 0588
- coupling, organometallic, in ionic liquids, 0606
 organometallic, metal catalyzed, 0606
 oxidative, see oxidative coupling
 palladium catalyzed, with organometallics, 0606
 radical, and the Kolbe reaction, 0993
 radical, of amides, 0976
 reductive, of alkenes, 1095
 reductive, of alkynes, 1092
 Sonogashira, 0904
 Stephens-Castro, 0903–0906
 Stille reaction, 0606, 0792
 Suzuki-Miyaura, 0815, 0899–0903
 unsymmetrical, metal mediated, 0593
 with alkylboronic acids, 0604
 with allylic esters, 0608
 with polymer-supported phosphine ligands, 0612
 with trifluoroborates, 0607, 0608
 Wurtz reaction, 0589
- covalent bonds, and soft acids and bases, 0378
- covalent compounds, and electronic structure, 0015
- Cram's rule, and diastereoselectivity, 0168
 and reactions at carbonyls, 1252
 and reduction of ketones, 1804
- CRC Handbook of Data on Organic Compounds*, 1888
- cresol, dipole moment, 0019
- Criegee mechanism, and ion pairs, 1738, 1739
 ozonolysis, 1738–1740
- critical temperature, and carbon dioxide, 0414
- cross conjugation, 0044
 and trienes, 0045
- cross-coupling reactions, 0587
- cross-coupling, see coupling
 cross-dimerization, of alkenes, 0977
- cross-metathesis, 1684
- crossed-pinacol coupling, 1856
- crossed-Cannizzaro reaction, 1864
- CrossFire*, Beilstein, 1883
- crossover experiments, and Fries rearrangement, 0736
 and rearrangement, 1560
 and S_N2 , 0430
 and the benzidine rearrangement, 1679
- crowding, intramolecular, 0232
- crown ethers, also see ethers
- crown ethers, and acylation of amines, 1430
 and aryldiazonium salts, 0917
 and decyanation, 0845
 and elimination reactions, 1486
 and ion pairing in elimination reactions, 1486
 and kinetic resolution, 0176
 and metal catalyzed coupling of alkynes with aryl halides, 0906
 Gabriel synthesis, 0569
 with metals, 0845
 with permanganate, oxidative cleavage of alkenes, 1743
- cryptands, 0122, 0123
 and organolithium reagents, with aldehydes and ketones, 1308
 and phase transfer catalysis, 0510
 and resolution, 0176
 and solvation, 0493
- cryptaphanes, 0123
- cryptates, 0122
 and complex formation, 0119
 and out-in isomers, 0190
- crystallization, fractional, and resolution, 0172, 0174
- crystallographic scale, acidity, 0358
- crystals, and mechanical resolution, 0176
 cubane, and strain, 0220
- cubene, 0233
- cubyl compounds, and S_N1 reactions, 0436
- cucubituril glycosane, 0135
- cucurbiturils, 0135
- cumene, and radical reactions, 0599
- cumulenes, and optical activity, 0149
 cyclic, 0228
- cuprates, see organocuprates
- cuprous cyanide, with organometallics, 0825
- Current Contents*, 1877, 1892
- Curtius reaction, 0572
- Curtius rearrangement, 1563, 1609
- cyanamides, addition of ammonia, 1296
 and the Ritter reaction, 1459
- decarboxylation, 0559
 formation of amines, 0559
 from tertiary amines, 0586
 hydrolysis, 1269
- cyanates, aryl, from phenols and cyanogen halides, 0531
 from alkyl halides and isocyanate, 0514
 phenyl, with organolithium reagents, 0886
- cyanation, aryl halides, 0885
 metal catalyzed, 0801
 metal sulfonate esters, 0886
 nitro compounds, 0802
 of alkanes, 0801
 of carbonyl compounds, 0801
- cyanide ion, ambident nucleophile, 0648
 and isonitriles, 0648

- and the Strecker synthesis, 1391
 as an ambident nucleophile, 0515
 copper, and acyl halides, 1457
 metal, with alkyl halides, 0648
 potassium, and the benzoin condensation, 1396
 with aldehydes, and conjugate addition, 1133
 with alkyl halides, 0515, 0648
 with aryl nitro compounds, 0927
 with vinyl triflates, 0649
 zinc, see zinc
- cyanides, also see nitriles
 cyanides, acyl formation of, mechanism, 1457
 acyl, from acyl halides and copper cyanide, 1457
 by dehydration of ureas, 1550
 metal, also see metal cyanides
 metal, and Rosenmund-von Braun reaction, 0885
 metal, with aryl halides, 0885
 tosyl, 0648
 tosyl, with enolate anions, 0801
 trimethylsilyl, see trimethylsilyl cyanide
 trimethylsilyl, and formation of cyanohydrins, 1389, 1390
 trimethylsilyl, with alkenes and silver salts, 1148
 trimethylsilyl, with alkyl halides, 0649
 vinyl, from vinyl halides, 0648
 vinyl, from vinyl triflates, 0649
- cyano group, reduction to methyl, with terpenes, 1824
 cyano imines, by Ehrlich-Sachs reaction, 1368
 cyano-ketones., displacement of cyano, 0614
 cyanoacetic ester synthesis, 0624
 cyanoamines, formation, enantioselectivity, 1392
 from addition of HCN to C=N compounds, 1392
 from aldehydes or ketones, 0561
 from amines, 0802
 from hydroxy-ketones, 0561
 cyanoboranes, with anhydrides, 1628
 cyanoborohydride, sodium, see sodium
 cyanoethylation, 1008
 cyanogen bromide, and isotopic labeling, 0314
 with amines, 0586
 with carboxylate salts, 1461, 1462
 cyanogen chloride, with alcohols, 1276
 cyanohydrin formation, enantioselectivity, 1390
 cyanohydrin-O-carbonates, 1391
 cyanohydrins, and the benzoin condensation, 1389
 and the Kiliani-Fischer method, 1391
 and Umpolung, 0634
 cleavage, 0835
 formation in ionic liquids, 1389, 1390
 formation of amines, 0561
 from bisulfite addition products, 1391
 from HCN with carbonyls, 1389
 from lyases, 1389
 from metal cyanohydrins, 1389
 from trimethylsilyl cyanide, 1389, 1390
 hydrolysis, 1268
 with alkyl halides, 0649
 cyanomethylamines, 0801
 cyanuric acid, with amides and alcohols, 1421
 cyanuric fluoride, with carboxylic acids, 1440
 cyclazines, and antiaromaticity, 0089
 cyclic amines, from haloamines, 0557
 cyclic compounds, and cis/trans isomers, 0186, 0187
 and I strain, 0399
 cyclic cumulenes, 0228
 cyclic mechanism, addition to alkenes, 1012
 reduction of hydrazones, 1838
 cyclization, addition of alkenes to alkenes, 1089
 aldehydes or ketones with amines, 1282
 alkynes to alkenes, 1089
 allenes and allylic halides, 1095
 amidation of alkenes, 1051
 amines with aryl halides, 0876
 aminyl-radical, 0559
 an metal catalyzed coupling of Grignard reagents, 0987
 and active methylene compounds, 0625
 and amination of alkenes, 1048
 and Dieckmann condensation, 1453
 and neighboring group effects, 0449
 and Stork enamine reaction, 0636
 and the Pauson-Khand reaction, 1141
 and the Thorpe reaction, 1387
 and the Wittig reaction, 1378
 and the Wurtz reaction, 0590
 arylation of amines, 0876
 Bergmann, 1641
 Bradsher reaction, 0715
 by acyloin condensation, 1860
 Friedel-Crafts acylation, 0721
 Friedel-Crafts alkylation, 0710
 Grignard reactions, 1304
 halogenation of homoallylic alcohols, 1154
 intramolecular aldol reaction, 1349
 Johnson polyene, 1090
 metal catalyzed coupling alkenes to alkenes, 1094
 Nazarov, 1095
 nitrene insertion, 0790
 of dialdehydes, 1856
 of diols, 1856
 of diynes, metal catalyzed, 1093
 of radicals, 0445
 of triflamide alkenes, 1052
 organolithium reagents with alkenes, 1098
 Pschorr ring closure, 0925
 Ruzicka, 1458
 cyclization, radicals, see radical cyclization

- [1 + 2]-cycloaddition, and carbenes, 1234
- [1,2]-cycloaddition, and the Diels-Alder reaction, 1204
- [2 + 2 + 1]-cycloaddition, 1250
- [2 + 2 + 2]-cycloaddition, 1250
- [2 + 2]-cycloaddition, 1220–1233
- alkenes and ketenes, MO calculations, 1226
- alkenes with aldehydes or ketones, 1463
- allenes with alkenes or alkynes, 1222
- and Dewar benzene, 1233
- and Diels-Alder reactions, 1222
- and diradicals, 1224
- and frontier orbital method, 1208, 1209
- and photosensitizers, 1231
- and transition states, 1211, 1212
- and UV, 1229
- and valence isomers, 1233
- cycloreversion, 1228
- diion mechanism, 1228
- diradical mechanism, 1227
- electronic effects, 1228
- endo/exo selectivity, 1226
- formation of β -lactams, 1221
- imines and ketenes, 1464
- ketenes with aldehydes or ketones, 1462
- ketenes, with alkenes or alkynes, 1222
- masochistic steric effects, 1227
- mechanism, 1224
- metal catalyzed, 1220
- orbital overlap, 1225
- Paterno-Büchi reaction, 1231
- photochemical, 1223, 1229–1232, 1463
- solventless, 1223
- stereochemistry, 1226
- steric effects, 1226
- substrates for, 1221
- thermal, 1224
- with alkenes, 1221
- with alkynes, 1221, 1229
- with allenes, 1221, 1222
- with benzyne, 1221
- with bicyclic compounds [2 + 2]-cycloaddition, 1224
- with biphenylenes, 1221
- with cyclopropanes, 1224
- with enamines, 1222
- with imines, 1221
- with ketenes, 1221
- with strained compounds, 1224
- ylids with carbonyl compounds, 1376
- [2 + 6]-cycloaddition, 1212
- [2 + 8]-cycloaddition, 1212
- [3 + 2]-cycloaddition, 1188–1192
- all carbon, 1193
- and allylic carbanions, 1193
- and Diels-Alder reactions, 1190
- and FMO, 1190
- antibody catalyzed, 1191
- enantioselectivity, 1192
- intramolecular, 1191
- metal catalyzed, 1191
- with dienes, 1192
- with nitrile oxides, 1190
- [3 + 4]-cycloaddition, 1248
- with dienes, 1192
- [4 + 2 + 2]-cycloaddition, 1250
- [4 + 2]-cycloaddition, 1194–1215
- [4 + 2]-cycloaddition, see Diels-Alder
- [4 + 2]-cycloaddition, and frontier orbital method, 1208, 1209
- Hückel-Möbius allowed, 1211
- photochemical, 1214
- transition states, 1211, 1212
- [4 + 3]-cycloaddition, 1248
- with chiral carbocations, 1249
- [4 + 4 + 4]-cycloaddition, 1248, 1249
- [4 + 4]-cycloaddition, 1212, 1249
- [4 + 6]-cycloaddition, 1212
- [6 + 4]-cycloaddition, 1250
- cycloaddition reactions, and microwaves, 0355
- cycloaddition reactions, of enamines, 1222
- cycloaddition, 1,3-anionic, 1193
- and Hückel's rule, 1210
- and Möbius strip, 1211
- and the Thorpe-Ziegler reaction, 1388
- Diels-Alder, 1194–1215
- metal catalyzed, 1248
- Möbius-Hückel METHOD, 1210
- of alkenes to alkenes, 1220–1233
- other, 1248
- photochemical, 1218
- cycloaddition, [2 + 2], see [2 + 2]-cycloaddition
- cycloaddition, [4 + 2], see [4 + 2]-cycloaddition
- cycloalkanes, and strain, 0224
- heat of combustion, table, 0225
- cycloalkenes, and strain, 0227
- by the Wittig reaction, 1378
- cycloalkynes, and platinum complexes, 0228
- and strain, 0227
- cycloamyloses, see cyclodextrins
- cyclobutadiene derivatives, and the captodative effect, 0075
- cyclobutadiene, and aromaticity, 0071, 0073
- and carcerands, 0074
- and low-temperature matrix, 0074
- and NMR, 0075
- antiaromaticity, 0038
- Diels-Alder reaction, 0074
- iron complex, 0076
- MO calculations, 0074
- PES, 0074
- stable derivatives, 0075
- synthesis of, 0074
- cyclobutadiene-metal complex, and cyclotrimerization, 1247
- cyclobutadienes, and antiaromaticity, 0073
- and strain, 0076
- and X-ray, 0075
- cyclobutane, and bromine, 0219
- and pyrolysis, 0219
- and strain, 0219
- conformations, 0211
- conjugation with carbocations, 0242
- cyclobutanes, and strain, 0218
- thermal cycloreversion, 1228
- cyclobutanones, by [2 + 2]-cycloaddition, 1221, 1223
- extrusion of carbon monoxide, 1555
- from organometallics, 0911
- photolysis, 1555
- cyclobutene, conrotatory ring opening, and HOMO symmetry, 1636
- from cyclopropylcarbenes, 0291
- cyclobutene-diene interconversion, orbital requirements, 1637, 1639

- cyclobutenes, by extrusion of sulfur dioxide, 1556
 by [2 + 2]-cycloaddition of alkenes and alkynes, 1229
 orbitals, and thermal ring opening, 1636
 thermal ring opening to dienes, 1632
- cyclobutyl compounds, and solvolysis, 0464
- cyclobutyl groups, and nonclassical carbocations, 0464
 as neighboring groups, 0455
- cyclobutyl, and rate enhancement, 0465
 from cyclopropylmethyl, 0465
- cyclobutylamines, [2 + 2]-cycloaddition, 1223
- cyclobutylcarbinyl radical, see radicals
- cyclodecane, conformations, 0213
- cyclodecapentaene, and aromaticity, 0071
- cyclodehydration, 0715
- cyclodextrins, 0129
 and cage complexes, 0129
 and channel-type complexes, 0131
 and complex formation, 0129
 and epoxide hydrolysis, 0528
 and formation of amino-alcohols, 0563
 and resolution, 0176
 and water solubility, 0129
 capped, 0131
 catalysis of Diels-Alder reaction, 1198
 chlorination of aromatic compounds, 0671
 complex with iodoaniline, 0130
 shape and dimensions, 0130
- cyclodiastereomerism, 0134
- cycloenantioimerism, 0134
- cycloheptadiene, 0228
- cycloheptadienes, by rearrangement of divinylcyclopropanes, 1661
- cycloheptane, conformations, 0213
- cycloheptatriene, and aromaticity, 0064
 from carbene addition to benzene, 1239
- cycloheptatrienes-norcaradiene, valence tautomerism, 1667
- cycloheptatrienyl (substituted) cations, 0065
- cycloheptatrienyl anion, and aromaticity, 0078
 antiaromaticity, 0079
- cycloheptatrienyl cation, see tropylium ion
- cycloheptatrienyl derivatives, and NMR, 0078
- cyclohexadiene, from benzene, 1067
- cyclohexadiene-triene interconversion, orbital requirements, 1638, 1639
- cyclohexadienes, by Diels-Alder reaction, 1195
 from Grignard addition to aromatic compounds, 1119
- cyclohexadienone, and tautomerism, 0102
- cyclohexadienones, rearrangement, 1594
- cyclohexane, conformations, 0203
 methylene, and chirality, 0149
 substituted, conformations, 0204, 0205
- cyclohexanones, hydrogenation of phenols, 1066
- cyclohexenes, by rearrangement of vinylcyclobutanes, 1658
 trans, 1640
- cyclononyne, and strain, 0227
- cyclooctadiene, 0228
 preparation of 9-BBN, 1077
- cyclooctatetraene dications, 0067
- cyclooctatetraene, and aromaticity, 0071
 and aromaticity, 0078
 and chirality, 0151
 and metal complexes, 0117
 conformation and bond angles, 0078
 cyclotrimerization of alkynes, 1243
 dehydrohalogenation, 0078
- cyclooctatrienes, by cyclization of octatetraenes, 1642
- cyclooctene, and chirality, 0150
 and cis/trans isomers, 0184
 photoisomerization, 0346
 trans double bond, 0226
- trans, resolution of, 0174
 trans, strain energy, 0229
- cyclooctyne, and strain, 0227
- cyclopentadiene, and annellation, 0063
- cyclopentadiene, and metallocenes, 0066, 0067
 pK_a , 0063
 with ketene, orbital overlap in [2 + 2]-cycloaddition, 1227
- cyclopentadienes, and circumambulatory rearrangement, 1652
- cyclopentadienide ion, 0062–0064
- cyclopentadienone, 0065
- cyclopentadienyl cation, and aromaticity, 0076, 0077
- cyclopentane, conformations, 0212
 energy barrier to planarity, 0212
- cyclopentanes, by [3 + 2]-cycloadditions, 1193
- cyclopentanone, conformation, 0212
- cyclopentenes, by rearrangement of vinylcyclopropanes, 1656
- cyclopentenone, photodimerization, 0348
 by Nazarov cyclization, 1095
- cyclopentyne, and strain, 0228
- cyclophanes, also see paracyclophanes
- cyclophanes, 0050
 and anisotropy, 0056
 and chirality, 0150
 and pseudorotation, 0050
 and ring current, 0056
- cyclopropabenzene, 0052
- cyclopropanation, alternative methods, 1242
 and chiral rhodium catalysts, 1238
 by metal catalyzed diazoalkane reactions, 1234
 metal catalyzed, chiral additives, 1238
- cyclopropane, and bent bonds, 0219
 and bond angles, 0218
 and bromine, 0217
 and electron density, 0218
 and MO calculations, 0218
 and stabilization of carbocations, 0541
 and UV, 0219

- cyclopropane, and bent bonds, (*Continued*)
 conjugation with carbocations, 0242
 corner-protonated, 1026
 isomerization and carbenes, 0291
 orbitals, 0219
 pyrolysis, 0217
 radicals, 0277
 ring opening, mechanism, 1591
 strain, 0217
 to propene, and entropy, 0304
 with amines, 0567
 cyclopropanes, 0077
 addition of halogens, and UV, 1027
 addition of metal carbenes to alkenes, 1236
 addition reactions, 1025, 1026, 1027
 and diiodomethane, 1241
 and sigmatropic shifts, 1653
 and the S_E2 mechanism, 1027
 by carbene transfer, 1234
 by extrusion of nitrogen from pyrazoles or pyrazolines, 1553
 by the Simmons-Smith procedure, 1241
 by thermolysis of pyrazolines, 1191
 by [1 + 2]-cycloaddition, 1234
 by [2 + 2]-cycloaddition, 1224
 carbene addition to alkenes, 1233
 cleavage, with metals in ammonia, 1075
 divinyl, rearrangement, 1661
 from carbenoids, 1241
 from diols, 0615
 from organozinc compounds, 1241
 from sulfur ylids, 1383, 1386
 hydrogenation, formation of gem-dimethyl groups, 1075
 photolysis, and carbenes, 0287
 protonated, 1026
 protonated, and rearrangements, 1565
 protonation, *ab initio* studies, 1027
 reductive cleavage, 1074
 stabilization of carbanions, 0253
 vinyl, see vinylcyclopropanes
 vinyl, from dienes, 1692
 with HBr, 1025
 with lead tetraacetate, 1025
 cyclopropanones, by photolysis of cyclobutanones, 1555
 cycloproparenes, 0052
 cyclopropene, and strain, 0226
 and the ene reaction, 1104
 cyclopropenes, 0077
 and hydrogen exchange, 0077
 by carbene addition to alkynes, 1238
 catalytic hydrogenation, 1075
 rearrangement to allenes, 1238
 with chlorosulfonyl isocyanate, 1466
 cyclopropenium diazonium salts, 0500
 cyclopropenone, 0073
 cyclopropenones, 1238
 cyclopropenyl anion, and aromaticity, 0076
 cyclopropenyl cation, and aromaticity, 0072
 cyclopropyl anion, conrotatory ring opening, 1644
 cyclopropyl carbocations, and ring opening, 1644
 cyclopropyl cation, disrotatory ring opening, 1644
 cyclopropyl groups, and carbocations, 0241
 and solvolysis, 0486
 cyclopropyl, and anchimeric assistance, 0455
 as a neighboring group, 0454
 cyclopropylcarbinyl alcohols, see alcohols
 cyclopropylcarbinyl carbocations, 0450
 cyclopropylcarbinyl radicals, also see radicals
 cyclopropylcarbinyl radicals, as radical clocks, 0281
 cyclopropylmethyl carbocations, 0241
 cyclopropylmethyl groups, and carbocations, 0464, 0465
 and nonclassical carbocations, 0464, 0465
 cyclopropylmethyl, and rate enhancement, 0465
 and rearrangement, 0465
 and σ -bond participation, 0464, 0465
 and solvolysis, 0464, 0465
 formation of cyclobutyl, 0465
 cycloreversion, thermal, of cyclobutanes, 1228
 cyclotrimerization of triynes, 1245
 and cyclobutadiene-metal complexes, 1247
 and Diels-Alder reactions, 1246
 and diynes, 1247
 and Dötz benzannulation, 1247
 and Fischer carbene complexes, 1247
 and metal complexes, 1246
 and metal extrusion, 1246
 intramolecular, 1244
 metal catalyzed, mechanism, 1246
 of alkynes, 1243
 of diynes, 1244
 of trienes, 1244
 reactive functional groups, 1245
 regioselectivity, 1245
 structural variations, 1245
 with metal carbenes, formation of heterocycles, 1247
 cysteine-cysteine interconversion, 1785
 cystine-cysteine interconversion, 1785
 d orbitals, see orbitals
 DABCO, and Michael addition, 1107
 and solventless acylation of amines, 1427
 and the Baylis-Hillman reaction, 1324
 daisy chains, 0131
 Dakin reaction, 1746, 1747
 Dakin-West reaction, 0841
 dammaradienol, 1090
 Danishefsky's diene, 1216, 1217
 Darzens condensation, 1364, 1365
 and Knoevenagel reaction, 1364
 Darzens, glycidic ester synthesis, see Darzens condensation
 DAST (diethylaminosulfur trifluoride), 1299

- fluorination of sulfoxides, 0782
 with acyl halides, 1441
 databases, CAS, 1902
 DBN (1, 5-diazabicyclo[3.4.0]nonene-5), 1530, 1531
 and elimination of alkyl halides, alkenes, dehydrohalogenation, 1530
 DBr, addition to alkenes, 1006
 DBU (1, 8-diazabicyclo[5.4.0]undec-7-ene), 1132, 1530, 1531
 and amide formation, 0730
 and elimination of alkyl halides, alkenes, dehydrohalogenation, 1530
 and hydrocarboxylation, 1138
 and malonic esters synthesis, 0623
 and NBS, with carbamates, 1608
 and thioethers, 0550
 urea-hydrogen peroxide, 1176
 DCC (dicyclohexylcarbodiimide), and DMSO, 0731, 1721
 and esterification, 1417
 and Moffatt oxidation, 1721
 with carboxylic acids and amines, 1431
 DCl, with pentadiene, 1014
 DDQ (2,3-dichloro-5,6-dicyano-1,4-benzoquinone), 1710
 and acetal cleavage, 0526, 0527
 and addition of carboxylic acids to alkenes, 1041
 and alkyl azide formation of, 0572
 and aromatization, 1710
 and cleavage of ethers, 0581
 and nitriles, 0649
 dehydrogenation, 1713
 deactivating groups, aromatic substitution, 0669, 0673
 in aromatic compounds, 0665
 nitro, 0688
 deactivation, in photochemistry, 0341
 DEAD (diethyl azodicarboxylate), Mitsunobu, 0535
 and aromatic compounds, 0695
 and carboxylate salt alkylation, 0540
 dealkylation, of amides, reagents, 1852
 reduction of ethers, reagents, 1831
 sulfonamides, 1852
 with ethanolamine, 0562
 Debyes, and dipole moment, 0019
 decalin, cis/trans isomers, 0188
 decarbonylation, and metal mediated coupling, 0592
 metal catalyzed, of acyl halides to alkenes, 1534
 of acyl halides, 0997
 of aldehydes, 0344, 0997, 0998
 of aromatic acyl halides, 0749
 of aryl aldehydes, 0745
 decarboxylation, allylic acetates with keto-acids, 0996
 and Bredt's rule, 0838
 and carbanion formation, 0265
 and the arenium ion mechanism, 0746
 and the Hunsdiecker reaction, 0994
 and the S_E1 mechanism, 0746
 Dakin-west reaction, 0841
 metal mediated, 0745
 decarboxylation, of anhydrides, 0840
 of aryl carboxylic acids, 0745
 of β-lactones, 1556
 of carboxylate ions, 0837
 of carboxylate salts, with cyanogen bromide, 1461
 of carboxylic acids, 0835
 of carboxylic acids, photolytic, 0983
 of conjugated carboxylic acids, 0838
 of cyanamides, 0559
 of glycidic acids, 0837
 of keto esters, 0839
 of keto-acids, 0837, 0838
 of radicals, 0975, 0982
 of silver carboxylates, 0994
 oxidative, metal mediated, 1747
 oxidative, of carboxylic acids to alkenes, 1747, 1748
 six-center mechanism, 0837
 special reagents, 0839
 structural limitations, 0836
 decomposition, of peroxides, 0935
 of radicals, 0280
 decyanation, and crown ethers, 0845
 of nitriles, 0845
 with sodium borohydride, 0846
 dediazonation, of aryldiazonium salts, reagents, 1847
 suppression by calixarenes, 1848
 degenerate carbocations, 1563
 degenerate Cope rearrangement, 1664
 degenerate rearrangements, 1563
 dehalogenation, 0749, 0750
 of acyl halides to ketenes, metal induced, 1540
 dehydrating agents, and Amberlyst-15, 1418
 and carbonyldiimidazole, 1418
 and chlorosilanes, 1418
 and phosphorous pentoxide, 1423
 DCC, 1417, 1418, 1431
 for dehydration of alcohols, 1513
 from amides to isonitriles, 1550
 from amides to nitriles, 1549
 from carboxylic acids, 1514
 to amides from carboxylic acids, 1431
 dehydration, formation of alkenes from alcohols, 0771
 of alcohols, 0534, 1513–1515
 of alkyne-alcohols, 1515
 of amides, 1515
 of carboxylic acids, 1514
 of oximes, of nitriles and microwaves, 1547
 dehydrobenzenes, see benzynes
 dehydrogenation, base-induced, 1714
 catalytic, and oxidation of alcohols, 1724
 metal catalysts, 1712
 of aldehydes or ketones, 1713
 of amines, 1711, 1729, 1730
 of lactones, 1713
 remote, 1713, 1714
 with DDQ, 1713
 dehydrohalogenation, of alkyl halides, mechanism, 1531

- dehydroxylation, of phenols, 1830
- Delépine reaction, 0558
- delocalization, and butadiene, 0040
and carbocation structure, 0239
and conjugated systems, 0040
and hyperconjugation, 0044, 0095
and nonclassical carbocations, 0450
and vinyl chloride, 0041
- delocalized bonds, 0038
- Demyanov rearrangement, 1589
- dendritic catalysts, and the Pauson-Khand reaction, 1142
and transfer hydrogenation, 1066
- density functional theory, and Simmons-Smith procedure, 1241
- deoxycholic acid, as host, 0128
- deoxygenation, of aldehydes or ketones, 1835
of aryl ethers, 0748
- Deoxyribonucleic acids, see DNA
- deprotonation, by metals, 0811
to from carbanions, 0264
with organometallics, 0809
- deracemization, and resolution, 0179
and *Sphingomonas pauchimobilis*, 0179
- Dess-Martin periodinane, and oxidation of alcohols, 1723, 1724
halogenation of conjugated ketones, 0780
stability and sensitivity, 1723
- destabilizing groups, and carbocations, 0484
- desulfonation of arylsulfonic acids, 0748
- desulfurization, catalytic hydrogenation, 0990, 0991
of dithioacetals, 1849
of dithioketals, 1280
of sulfur compounds, 1848, 1849
of thiophenes, 0991, 1849
- Raney nickel, 1849, 1850
with samarium in acid, 0991
with Raney nickel, 0990, 0991
- detection of intermediates, 0312
- deuterium exchange with alkanes, 1058
- deuterium ion, and isotope effects, 0661
- deuterium isotope effects, 0322, 0323, 0324
and dissociation energy, 0323
and E1cB reactions, 1491
and E2 reactions, 1484
- deuterium labeling, and E2 reactions, 1482
and Hofmann degradation, 1523
and the Shapiro reaction, 1526
and the Wacker process, 1774
in cationic rearrangements, 1565
- deuterium quadrupole echo spectroscopy, 0127
- deuterium, and bond distance, 0025
and hydrogen exchange, 0684
and proton, 0356
and secondary isotope effects, 0488
- deuterium-hydrogen exchange, 0766
- Dewar benzene structures, 0059
- Dewar benzenes, and cyclotrimerization of alkynes, 1243
and electrocyclic rearrangements, 1642
and photochemical [2 + 2]-cycloaddition, 1232, 1233
by photolysis of benzenes, 1642
stability, 1642
- Dewar structures, 0032
and naphthalene, 0059
and resonance, 0049
- dextro isomer, 0138
- (DHQ)₂PHAL, and aminohydroxylation, 1180
(DHQ)₂PHAL, and asymmetric dihydroxylation, 1167
(DHQD)₂PHAL, and asymmetric dihydroxylation, 1167
- di- π -methane rearrangements, 1692
- diacetates, *gem*-, with allylic silanes, 1323
- diadamantyl compounds, barrier to rotation, 0198
- diagonal hybridization, 0008
- dialdehydes, by oxidative cleavage of epoxides, 1733
photochemical coupling, 1856
- dialkylamide bases, see amides, dialkyl
- dialkylmagnesium compounds, and Grignard reagents, 0260, 0261
- dialkylzinc reagents, addition to aldehydes or ketones, 1310, 1311
and the Reformatsky reaction, 1327
with carbonyls, enantioselectivity, 1318
- diallenes, conversion to dimethylenecyclobutenes, 1661, 1662
- diamagnetic ring current, 0055
- diamantane, 1584
- diamides, by radical coupling of amides, 0976
- diamination, of alkenes, 1182
- diamines, from addition of amines to alkenes, 1182
from azido-tosylamines, 0566
from aziridines, 0566
from bis(azides), 1182
metal catalyzed coupling of imines, 1857
oxidative cleavage to diketones, 1733
with LDA and DBU, elimination of epoxides, 1519
- diamino aromatic compounds, oxidative cleavage to dinitriles, 1745
- diaminocyanocuprates, 0619
- dianions, active methylene compounds, 0625
alkylation, 0515, 0625
carbolic acid, acylation, 1456
carboxylic acid salts, 0637
diketone, acylation, 1456
- diarylimidazolium salts, as ionic liquids, 0878
- diastereomer, definition, 0164
- diastereomers, alkyl halides, and stereochemistry of elimination, 1502
and Cahn-Ingold-Prelog rules, 0166
and catenanes, 0133
and chiral recognition, 0175
and cis-trans isomers, 0182

- and diastereoselectivity, 0168
 and diastereotopic atoms/
 groups, 0191, 0193
 and differential absorption,
 0175
 and fractional distillation,
 0174
 and fractional
 recrystallization, 0174
 and GC, 0174, 0175
 and NMR, 0193
 and nomenclature, 0166
 and preparative LC, 0175
 and resolution, 0173
 and the 2nd rule, 0165
 and the E2 reaction, 1480
 and the epi and peri prefixes,
 0165
 and the erythro/threo
 nomenclature, 0166
 and the syn/anti
 nomenclature, 0166
 and X-ray crystallography,
 0165
 epimers, 0165
 meso compounds, 0165,
 0187
 physical properties, 0164
 pseudoasymmetric carbon,
 0165
 tartaric acid, 0164
 torsional, 0148
 diastereoselectivity, in
 conjugate addition of
 organocuprates, 1113
 in Mannich reactions, 1295
 in radical cyclization, 1127
 in reactions of sulfur ylids,
 1383
 in reduction of ketones, 1803
 in reduction with Selectride,
 1794
 in synthesis, 0168
 in the aldol reaction, 1345,
 1346
 in the Paterno-Büchi
 reaction, 1464
 with Grignard reagents,
 1303
 diastereotopic atoms/groups,
 0191, 0193
 diastereotopic faces, 0194
 diastereotopic, and the
 Cahn-Ingold-Prelog
 system, 0194
 diastereotopic, definition, 0193
 diatomic molecules, and bond
 energy, 0027
 energy curve, 0330
 diatropic, 0055, 0081
 cyclooctatetraene dications,
 0067
 cyclopentadienide ion, 0063
 1, 8-diazabicyclo[5.4.0]undec-
 7-ene, see DBU
 diazaborane derivatives, chiral,
 1356
 diazirines, and carbenes, 0288
 diazo alkenes, base induced
 elimination of nitroso
 compounds, 1552
 diazo compounds, alkylation,
 0533
 alkylation of carboxylic
 acids, 0543
 by the Bamford Stevens
 reaction, 1527
 from active methylene
 compounds, 0787
 from anilines or heterocyclic
 amines, 0918
 from nitroso compounds,
 1552
 protonation of, 0499
 versus a diazonium salt, 0918
 with amides, 0570, 0562
 with boranes, 0646
 with sulfur, 1385
 with thioketones, 1385
 diazo hydroxide, 0692
 diazo-transfer reactions, 0787
 reactions, formation of
 carbene complexes, 1237
 reagents, 1237
 formation of diazoketones,
 0787
 versus azidation, 0788
 diazoacetates, metal catalyzed
 addition to alkenes, 1183
 with imines, 1183
 diazoalkanes, reaction with
 carbenes, 0290
 rhodium catalyzed
 decomposition, 0289
 with aldehydes or ketones,
 1384
 with mineral acids, 0585
 with oximes, 0533
 with rhodium compounds,
 1234
 diazoalkenes, cleavage to
 ethers, 0534
 with aldehydes or ketones,
 mechanism, 1384
 with enols, 0533
 diazocarbonyl compounds,
 insertion, 0804
 diazoesters, insertion, 0805
 metal catalyzed addition to
 imines, 1337
 with aldehydes, 0800
 with amines, 1242
 with ketones, 1603
 diazoketones, and the Wolff
 rearrangement, 1465, 1599
 by Arndt-Eistert synthesis,
 1457, 1599
 by diazo-transfer reactions,
 0787
 conformations, s-E/s-Z, 1601
 from acyl halides, 1457, 1599
 hydrolysis, 0522
 photolysis, and ring
 contraction, 1599
 rearrangement to carboxylic
 acids, 1599
 with imines, and microwaves,
 1466
 with mineral acids, 0585
 diazomethane, alkylation of
 amines, 0562
 alkylation of carboxylic
 acids, 0543
 and Arndt-Eistert synthesis,
 1457
 and formation of methylene,
 1240
 and homologation of
 aldehydes to methyl
 ketones, 1602
 and methylene, 0804
 conversion of aldehydes to
 ketones, 0807
 formation of carbenes, 0288
 photochemical
 decomposition, 0285,
 1240
 photolysis, 0804
 with acyl halides, 1457
 with alcohols, 0533
 with aldehydes or ketones,
 1384, 1601, 1602
 with sulfonyl halides, 1386
 diazonium compounds, 0499
 diazonium group, and a leaving
 group, 0916
 diazonium ions, and
 electrophilicity, 0916
 aromatic, 0691
 as a leaving group, 0984
 diazonium salts, also see
 benzenediazonium
 diazonium salts, and azo
 compounds, 0692
 and carbocations, 0499, 0803
 and IUPAC mechanisms,
 0500
 and metal catalysis, 0916
 and S_N1 reactions, 0499
 aromatic, isolation of, 0499

- diazonium salts, aryl
 fluorination and
 iodination, 0985
 and crown ethers, 0917
 and resonance, 0917
 and the Gatterman reaction,
 0984
 and the Gomberg-Bachmann
 reaction, 0924
 and the Heck reaction, 0923
 and the Sandmeyer reaction,
 0984
 and the Schiemann reaction,
 0921
 fluorination, radical
 mechanism, 0922
 hydroxylation, 0919
 iodination, 0920
 methylation, 0922
 radical addition to alkenes,
 1123
 reduction, reagents, 1847
 the Gatterman method, 0926
 with active methylene
 compounds, 0783
 with alkenes, 0923
 with hydrosulfide anion, 0920
 with metal halides, 0984
 with organometallics, 0922,
 0923
 with silyl enol ethers, 0986
 with sulfide anions or thiol
 anions, 0920
 with sulfur dioxide, 0986
 with thiocyanate, 0920
 with trifluoroborates, 0923
 diazonium salts, coupling, 0692,
 0783
 cyclopropenium, 0500
 fluorination of aromatic
 compounds, 0705
 from anilines, 0917
 from aromatic compounds,
 0692
 from diazoketones, 0523
 from nitrous acid, 0692, 0917
 from ureas, 0919
 in Meerwein arylation, 0923
 in superacids, 0499
 in the Heck reaction, 0916
 metal catalyzed
 carbonylation, 0986
 metal catalyzed coupling
 with alkenes, 0923
 metal catalyzed methylation,
 0922
 metal catalyzed nitration,
 0985
 metal mediated coupling,
 0926
 nitration with nitric acid,
 0986
 nucleophilic aromatic
 substitution, and S_N1 ,
 0857
 reduction to amines, 1823
 stability of, 0499, 0917
 versus a diazo compound,
 0918
 with aromatic compounds,
 0924
 with oximes, 0986
 with sodium nitrite, 0985
 with triiodide, 0921
 diazotates, alkyl, with alkyl
 halides, 0573, 0574
 diazotization, and nitrosonium
 ion, 0918
 of amino acids, 0585
 of anilines, 0917
 of ureas, 0919
 with metal halides, 0586
 Dibal (diisobutylaluminum
 hydride),
 chemoselectivity, 1794
 and reduction of allenes,
 1065
 and reduction of ethers, 1832
 and reduction of nitriles,
 1815
 and reduction of sulfones,
 1851
 metal mediated reduction of
 alkenes, 1064
 reduction of alkynes, 1065
 reduction of amides to
 aldehydes, 1810
 reduction of esters to
 aldehydes, 1809
 reduction of oximes, 1820
 reduction of tosylates, 1832
 Dibal-amine complex, 1437
 dibenzosemibullvalenes,
 thermal isomerization,
 0347
 dibenzo[*g,p*]chrysene, from
 bifluorenylidene, 1646
 dibromides, *gem*-, from
 aldehydes and bromine-
 triphenyl phosphite,
 1298
 dibromoborane, with alkynes,
 1081
 dibromoethane, conformations,
 0199
 dibromoisocyanuric acid,
 halogenation of aromatic
 compounds, 0700
 DiBuIm, ionic liquid, 0416,
 1199
 dicarboxylic acids, and
 hydrogen bonding, 0108
 bis(decarboxylation) to
 alkenes, 1749
 by cleavage of cyclic
 ketones, 1735
 cleavage to ketones, 1750
 decarboxylation versus
 anhydride formation, 1423
 electrochemical
 carboxylation of alkenes,
 1138
 from cyclic ketones, reagents
 for, 1735, 1736
 oxidative cleavage of cyclic
 alkenes, 1743
 pyrolysis, 1458
 dicarboxylic esters, and the
 Stobbe condensation,
 1356
 oxidative cleavage of
 1,3-diketones, 1736
 dications, 0241
 dichlorine monoxide, and allylic
 radical chlorination, 0963
 dichlorocarbene, 0283
 2,3-dichloro-5,6-dicyano-1,4-
 benzoquinone, see DDQ
 dichloromethylene, 0283
 dichloromethylene, carbene,
 0286
 dichromate, pyridinium, see
 PDC
 dichromates, and oxidation of
 alcohols, 1715–1718
 dicobalt octacarbonyl, and
 carbonylation of aryl
 halides, 0909
 and cyclotrimerization of
 alkynes, 1244
 and hydroformylation, 1146
 and the Pauson-Khand
 reaction, 1141
 with organometallics, 0823
*Dictionary of Organic
 Compounds*, 1900
*Dictionary of Organometallic
 Compounds*, 1885, 1887
 dicyclohexano-18-crown-6,
 0510
 dicyclohexylcarbodiimide, see
 DCC
 dicyclohexylurea, and Moffatt
 oxidation, 1721
 from DCC and esterification,
 1417
 from DMSO-DCC oxidation,
 1721
 Dieckmann condensation, 1453,
 1454

- and the acyloin condensation, 1861
- dielectric constant, and solvent acidity, 0370
- dielectric heating, and microwaves, 0353
- dielectric screening effects, 0503
- Diels-Alder reactions, 1194–1215
- Diels-Alder reactions, acceleration, 1198
 - and benzyne intermediates, 0313
 - and biradicals, 1207
 - and chiral auxiliaries or catalysts, 1202, 1203
 - and chromatographic absorbents, 1198
 - and cisoid conformations, 1201
 - and Claisen rearrangement, 1669
 - and cyclotrimerization, 1246
 - and diene conformation, 1201
 - and encapsulation, 1198
 - and frontier orbital method, 1208
 - and high pressure, 0513, 1198
 - and hydrophobic acceleration, 0414
 - and hydrophobic effects, 1198
 - and isotope effects, 1206
 - and micellar effects, 1199
 - and microwaves, 0352, 1198
 - and orbital symmetry, 1207
 - and polymerization, 1204
 - and principle of conservation of orbital symmetry, 1207
 - and radical cations, 1197
 - and rearrangements, 1199
 - and retro-Diels Alder, 1545
 - and six-membered transition state, 1013
 - and sonochemistry (ultrasound), 0352, 1198
 - and the Woodward-Hoffmann rules, 1207
 - and transoid dienes, 1197
 - and [1,2]-cycloaddition, 1204
 - and [2 + 2]-cycloaddition, 1222
 - and [3 + 2]-cycloaddition, 1190
- Diels-Alder reactions, antarafacial overlap of orbitals, 1213
- aza-, see aza-Diels-Alder cationic, 1197
- compatible functional groups, 1195
- diradical stepwise versus concerted mechanism, 1205, 1206
- enantioselective, 1199, 1202
- endo addition, 1201, 1214, 1215
- exo addition, 1201
- heteroatom, 1216–1218
- homo-, 1204
- in alternative solvents, 0414, 1198, 1199
- in an ultracentrifuge, 1198
- intramolecular, 1204
- inverse electron demand, 1207
- Lewis acid catalyzed, 1197
- mechanism, 1205, 1206
- metal catalyzed, 1198
- Möbius-Hückel method, 1210
- of cyclobutadiene, 0074
- on alumina, 1199
- on zeolites, 1199
- photochemical, 1198
- rate of reaction, 1206
- regioselectivity, 1199, 1200
- retro-, 1199
- reversibility, 1205
- selectivity, and solvent effects, 1202
- solid-state (solventless), 1198
- stereochemistry, 1200, 1206
- substituent effects and mechanism, 1207
- suprafacial overlap of orbitals, 1213
- synthetic applications, 1203
- tethered, 1204
- twisted, 1214
- Diels-Alder reactions, with
 - aldehydes, 1216
 - with arynes or benzyne, 0861, 1196
 - with azadienes, 1217
 - with chiral catalysts, 1202
 - with cyclic dienes, 1201
 - with furans, 1217
 - with heterocycles, 1217
 - with lithium perchlorate in ether, 1199
 - with nitroso compounds, 1217
 - with singlet oxygen, 1219
 - with sulfolene, 1204, 1205
- 1, 5-dienes, from 1, 5-dienes, 1659
- diene-carboxylic acids, cyclization to lactones, 1042
- dienes, also see Diels-Alder
 - dienes, acylation, 0797
 - acylation, and π -allyl complexes, 0797
 - addition of alkanes, 1086
 - addition of bromine, cyclic intermediates, 1014
 - addition of carbenes, 1236
 - addition reactions, 1013
- dienes, and 1,4-addition, 1031
 - and conrotatory ring closing, orbital overlap, 1637, 1639
 - and homoconjugation, 0045
 - and photochemistry, 0332
 - and radicals, 1011
 - and symmetry of orbitals, 1636
 - and the cis/trans and the E/Z nomenclature, 0184
 - and the Heck reaction, 0892
 - and the Simmons-Smith reaction, 1241
 - and [3 + 4]-cycloaddition, 1192
- dienes, bicyclic, and strain, 0229
- dienes, by alkyne dimerization, 1092
 - by based induced elimination of halo sulfones, 1537
 - by cheletropic reactions, 1537
 - by coupling alkynes to allylic silyl ethers, 1092
 - by coupling of organocuprates, 0988
 - by dehydration of alkyne-alcohols, 1515
 - by dimerization of vinylalanes, 0988
 - by dimerization of vinylboranes, 0989
 - by elimination of cyclic epoxides, 1518
 - by pyrolysis of propargylic ethers, 1516
 - by ring opening of cyclic alkenes, by metathesis, 1687
 - by Stille coupling, 0792
 - by thermal extrusion of carbon dioxide from lactones, 1546
 - by thermolysis of sulfolene, 1204, 1205

- dienes, catalytic hydrogenation, 1058
 conjugated, and carbocations, 0240
 cyclic, and the Diels-Alder reaction, 1201
 cyclic, photochemical ring opening to trienes, 1632
 cyclic, thermal extrusion of carbon monoxide, 1545
 cycloaddition of singlet oxygen, 1218
 cycloaddition with alkenes or alkynes, 1194–1215
 Diels-Alder reaction with aldehydes, 1216, 1217
 dimerization in the Kolbe reaction, 0993
 electronic effects, Diels-Alder reaction, 1196
 electrophilic addition, 1013
 epoxidation, 1174
- dienes, from allylic halides, 0592
 from bicyclobutanes, 1691
 from boronic acids, 0794
 from dienes and alkenes, 1091
 from metal catalyzed coupling, 0591
 from organocuprates, 0602
 from organometallics and allylic or vinyl halides, 0604, 0605, 0606, 0607
 from thiophene-1,1-dioxides, 1537
 from vinyl halides, 0591
 from vinylboranes, NaOH, and iodine, 1630
 from vinylorganometallics, 0792
 from vinylsulfonate esters, 0792
- dienes, hybridization, 0040
 hydroboration, 1081
 metal catalyzed
 carbonylation, 1138, 1141
 metal catalyzed coupling of Grignard reagents, 0987
 metal catalyzed cyclization with arylboronic acids, 1100
 metal mediated coupling, 0594
 metathesis, 1685
 organolithium reagents, and carbon dioxide, 1144
 photochemical ring closure to cyclobutenes, 1632
 radical addition, 1021
 reaction with cations, 1013
 sigmatropic migration of hydrogen, 1648
 thermal opening of cyclobutenes, 1632
 transoid, and Diels-Alder, 1197
 with aldehydes, 1322
 with chlorosulfonyl isocyanate, 1466
 [3 + 2]-cycloaddition, 1192
- dienes-cyclobutene, interconversion, orbital requirements, 1637, 1639
 with aromatic rings, 1641
- dienone-phenol rearrangement, 1593
- dienophiles, alkynes, 1195
 allenes, 1195
 and endo addition, 1214, 1215
 complex with chiral Lewis acids, 1203
 definition, 1194
 diesters, from dihalides, 0541
 diethyl azodicarboxylate, see DEAD
 diethyl succinate, see succinates
 diethylaminosulfur trifluoride, see DAST
 diethylene glycol, and the Huang-Minlon modification, 1836
 and Wolff-Kishner reduction, 1836
- diethylmagnesium, 0261
 diethylzinc, and Simmons-Smith procedure, 1241
- differential absorption, diastereomers and resolution, 0175
- differential hydration, amines and basicity, 0391
- differential solvation, 0097
- diffusion control, proton-transfer reactions, 0367
- diffusion rate, and reactivity, 0414
- diffusion-controlled reactions, 0302
- difluorides, *gem*-, 1299
- dihalides, and Cannizzaro reaction, 0520
 and the aldol reaction, 0520
 base induced elimination, 1531
 conversion to aldehydes, 0520
 conversion to ketones, 0520
 coupling alkyl halides, 0598
- dialkylation and boranes, 0644
 formation of diesters, 0541
 formation of dithioacetals, 0551
 formation of Grignard reagents, 0830
 from alkynes, 1031
 from halogenation of alkenes, 1148
gem-, from aldehydes or ketones, 1298
 hydrolysis of, 0520
 with active methylene compounds, 0625
 with alkoxides, 0530
 with enolate anions, 0625
 with ketones, 0629
 with metals, 1304
 with organocuprates, 0601
- dihaloalkenes, see alkenes
 dihalogenation, of ketones, 0778
- dihalosulfones, reactions, 1381
- dihedral angles, and anti-elimination, 1483
 and conformation, 0201
 and E2 reactions, 1483
- dihdropyran, acid catalyzed alcoholysis, 1039
- dihdropyrans, see pyrans
- dihydroquinidines, and asymmetric dihydroxylation, 1165
- dihydroquinines, and asymmetric dihydroxylation, 1165
- dihydrothiepin-1-1-dioxides, thermal elimination to trienes, 1537
- dihydrothiophene-1-1-dioxides, thermal elimination to dienes, 1537
- dihydroxylation, and microwaves, 0355
 and *Pseudomonas putida*, 1168
 anti, and neighboring group mechanisms, 1164
 asymmetric, 1165, 1167
 in ionic liquids, 0416
 of alkenes, 1162–1168
 of aromatic compounds, 1168
 of aromatic compounds, enzymatic, 1168
 Prevost reaction, 1164
 Sharpless asymmetric, 1166
 syn, 1162–1164

- Woodward modification of the Prevost reaction, 1164
- diimide, 1063, 1823
- vic*-diiodides, stability, 1149
- diiodomethane, and Simmons-Smith procedure, 1241
- diion mechanism, and [2 + 2]-cycloaddition, 1228
- ketones with imines, 1465
- diisobutylaluminum hydride, see Dibal
- diisopinocampheylborane, 1079
- diisopropylamide, lithium, see LDA
- diisopropylcarbodiimide, and halogenation of alcohols, 0579
- diketones, acid catalyzed formation of furans, 1272
- acid catalyzed formation of pyrans, 1272
- by oxidation of alkynes, reagents, 1776
- by oxidation of cyclic alkenes, 1775
- by oxidation of hydroxy ketones, 1720
- α -oxidation of ketones, reagents, for, 1758
- by oxidative cleavage of diamines, 1733
- by oxidative coupling, 1784
- by rearrangement of epoxy ketones, 1588
- cleavage by base, 0841
- coupling acyl halides, 1450
- coupling of acyl nitriles, 1856
- from acyl halide conjugate addition, 1132
- from acyl halides and acylation, 1451
- from dithianes, 1456
- from furans, 0528
- from ketones and esters, 1455
- oxidative cleavage of cyclic alkenes, 1743
- rearrangement to hydroxy acids, 1594
- with amines, 1283
- with hydrazines, 1285
- dilithium compounds, 0808
- dilongifolylborane, 1080
- dimer mechanism, and S_NAr reactions, 0857
- dimeric borane, 1076
- dimerization, alkyne, metal catalyzed, 1091
- ketenes, 1228
- of acetals, 0618
- of aryldiazonium salt, 0926
- of carbenes, 0290
- of ketals, 0618
- of ketenes, 1463
- of nitrenes, 0295
- of radicals, 0271, 0981
- reductive, alkenes, 1095
- dimesitylborane, hydroboration of alkynes versus alkenes, 1082
- dimetallic compounds, 1103
- dimethyl sulfide, see sulfides
- dimethyl sulfoxide, see DMSO
- dimethyl(methylthio)sulfonium salts, and amines, 1185
- dimethylaluminum amide, and conversion of esters to nitriles, 1288
- dimethylbenzylamine, and absolute configuration, 0161, 0162
- dimethylformamide dimethyl acetal, and elimination of hydroxy acids, 1543
- dimethylhydrazones, see hydrazones
- dimethyloxosulfonium methylid, 1382, 1383
- dimethylsulfoxonium methylid, see ylids
- dimethylsulfonium methylid, 1382, 1383
- dimethyltitanocene, see Petasis reagent
- dimolybdenum tetraacetate, and circular dichroism, 0161
- dinitrates, from epoxides or oxetanes, 0547
- dinitriles, and the Thorpe reaction, 1387
- by oxidative cleavage of ortho-diamino aromatic compounds, 1745
- by the Thorpe-Ziegler reaction, 1388
- formation of imidines, 1296
- from cyanoamines and HCN, 1393
- diols, acid catalyzed rearrangement to ketones, 1585
- and formation of cyclic sulfates, 0518
- by dihydroxylation of alkenes, 1162–1168
- by photochemical dimerization of ketones, 1856
- by pinacol coupling, 1854–1856
- by the Gomberg-Bachmann pinacol synthesis, 1854
- by the Prins reaction, 1393
- by the Tollens' reaction, 1368
- carbocations, and rearrangements, 1568
- cleavage by lead tetraacetate, 1734, 1735
- cyclic, by pinacol coupling, 1856
- deoxygenation, to give alkenes, 1534
- from epoxides, 0528, 1697
- from Grignard reactions, 1308
- in situ* generation, and oxidative cleavage, 1732
- oxidative cleavage, and reagents for, 1732–1735
- reductive coupling of aldehydes or ketones, reagents, 1854, 1855
- with thiophosgene, 1536
- dioxanes and oxonium ions, 0443
- and conformations, 0209
- and solvolysis, 0443
- dioxetanes, cleavage, 1219
- cycloaddition of singlet oxygen to alkenes, 1219
- dioxirane, dimethyl, and epoxidation of alkenes, 1172
- oxidation of isocyanates to nitro compounds, 1778
- oxidation of thiols, 1780
- oxidative cleavage of diamines, 1733
- dioxiranes, and epoxidation of alkenes, 1172
- α -hydroxylation, and enantioselectivity, 1754, 1755
- and insertion reactions, 1172
- and Oxone, 1172
- and ozonolysis, of ethylene, 1741
- and peroxyimide acid, 1173
- and strain, 0218
- esters from alkanes, 1755
- oxidation of alkanes to alcohols, 1755
- dipamp, and catalytic hydrogenation, 1056
- diphenyl nitroxide, 0981
- diphenylmethyl carbanions, 0252

- diphosphines, see bis(phosphines)
- diphenylphenathrenes, oxidative cleavage, 1746
- dipoleadiene, paratropic, 0090
- dipolar addition, see addition
- [1,3]-dipolar addition, 1187–1192
- [1,3]-dipolar addition, see [3 + 2]-cycloaddition
- [1,3]-dipolar addition, and ozonolysis of alkenes, 1741
- dipole induced bonding, 0119
- dipole moment, 0018 and C-H, 0019 and conformation, 0199 and Debyes, 0019 and hyperconjugation, 0096 and symmetry, 0019 azulene, 0068 hydrocarbons, 0096 MO calculations, 0035 of substituted aromatics, 0018, 0019
- 1,3-dipoles, structural types and canonical forms, 1188, 1189
- dipoles, parallel, and anomeric effect, 0210
- dipyrinones, and hydrogen bonding, 0113
- diradical mechanism, and carbenes, 1239 and Cope rearrangement, 1664 and [2 + 2]-cycloaddition, 1227 photochemical [2 + 2]-cycloaddition, 1231
- diradical intermediates, and Cope rearrangement, 1663
- diradicals, see biradicals
- diradicals, 0277 and carbenes, 1239 and Criegee mechanism of ozonolysis, 1738 and cyclopropane ring opening, 1591 and di- π -methane rearrangements, 1693 and rearrangements, 1576 and singlet oxygen, 0970 and tritium labeling, rearrangements, 1576 and [2 + 2]-cycloaddition, 1224 in the Paterno-Büchi reaction, 1463
- directed ortho metalation, 0596, 0912
- directed ortho metalation, also see aryllithium compounds
- diselenides, catalytic hydrogenation, 0990 reduction to selenols, 1854
- disiamylborane, 1076
- displacement mechanism, and oxidation-reduction, 1706
- disproportionation, and aryl radicals, 0940 and dehydration of carboxylic acids, 1423 and NaBH₄ reduction of aldehydes or ketones, 1805 and radicals, 0280, 0806, 0936 and the benzidine rearrangement, 1679 and the Cannizzaro reaction, 1863 aryl carboxylate ions, 0747 of aldehydes, 1863 of radicals, 0981
- disrotatory motion, and 4n versus 4n + 2, 1643 and cyclohexadiene-triene interconversion, 1638, 1639 and electrocyclic rearrangements, 1633, 1634 stereochemistry, Diels-Alder, 1201
- dissociation energy, see energy
- dissociation, radicals, and photo-Fries rearrangement, 0737
- dissociative state, and photolytic cleavage, 0336
- dissolving metal cleavage of ethers, 0581
- dissolving metal reductions, 1067
- distance, bond, see bond distance
- distillation, fractional, and diastereomers, 0174
- disulfide ions, with alkyl halides, 0553
- disulfides, and Smiles rearrangement, 0932 aryl, with alkenes, and metal salts, 1179 by oxidation of thiols, 1780, 1785, 1786
- by reduction of sulfonyl halides, 1850 from alkyl halides, 0553 from aryl halides, 0875 from Bunte salts, 0553 reduction to thiols, reagents, 1853 with enolate anions, 0791 with organometallics, 0818
- dithianes, acylation, 1456 alkylation, 0637–0639 and butyllithium, 0638 and conformations, 0209 and epoxides, 0638 and the Brook rearrangement, 1701 and Umpolung, 0638 from carbon disulfide and dihalides, 0551 hydrolysis, 0638 with Raney nickel, 0639
- dithioacetals, alkylation, 0637–0639 as protecting groups, 1279 catalytic hydrogenation, 0991 from acetals, 0551 from aldehydes, 1278 from dihalides, 0551 hydrolysis, 0526, 1279 ketene, see ketene Lewis acids for preparation of, 1279 reaction with base, 1279 reagents for hydrolysis, 1280 reduction, 1849 with Raney nickel, 0639
- dithiocarbamic acid salts, from carbon disulfide and amines, 1297
- dithiocarboxylic acids, from ketones and carbon disulfide, 1368
- dithiocarboxylic esters, and potassium thioacetate, 0542 as protecting groups, 1279 by alkylation, 0637–0639 desulfurization with Raney nickel, 1280 hydrolysis, 1279 hydrolysis, Corey-Seebach procedure, 1280 Lewis acids for preparation of, 1279 reaction with base, 1279 reagents for hydrolysis, 1280 with Raney nickel, 0639
- dithioketals, hydrolysis, 0526

- dithiols, from carbonyls, 1277
 ditosylates, formation of
 azetidines, 0557
 leaving groups, 0498
 divalent atoms, abstraction,
 0943
 divinyl ether, and cross
 conjugation, 0044
 divinylcyclopropanes,
 rearrangement, 1661
 diyenes, amination, metal
 catalyzed, 1049
 and cyclotrimerization, 1247
 and formation of
 dimethylenecyclobutenes,
 1661, 1662
 and hyperconjugation, 0040
 and metathesis, 1686
 and the Cadiot-Chodkeiwicz
 reaction, 0979
 and the Eglinton reaction or
 Glaser reaction, 0978
 and the Hay reaction, 0979
 by Suzuki-Miyaura coupling,
 0899–0903
 conjugated, 0040
 cyclization, metal catalyzed,
 1093
 cyclotrimerization, 1244
 metal catalyzed amination,
 1049
 metal catalyzed coupling of
 alkynes, 0978
 thermal conversion to
 diallenes, 1661, 1662
 DMF, and phosphorus
 oxychloride, 0725
 and the Gabriel synthesis,
 0569
 DMSO, and carbanions
 stereochemistry, 0759
 and DCC, 0731, 1721
 and HBr, 0700
 and Moffatt oxidation, 1721
 and oxidation of alkyl halides
 to aldehydes, 1765
 and pK_a , 0358
 and sulfur trioxide, for
 oxidation of alcohols,
 1721
 and Swern oxidation, 1721
 and the Gomberg–Bachmann
 reaction, 0924
 and trifluoroacetic anhydride,
 for oxidation of alcohols,
 1721
 oxidation of alkyl halides,
 mechanism, 1766
 reagents for oxidation of
 alcohols, 1721, 1722
 with aromatic compounds,
 0731
 with base, 0914
 with silyl halides and
 alkenes, 1156
 DNA, and molecular knots,
 0134
 DNP (dynamic nuclear
 polarization), and NMR,
 0270
 dodecahedral carbocations,
 0245
 dodecahedrane, and
 dehydrogenation, 1714
 dodecyltrihexylphosphonium
 chloride, ionic liquid,
 0900
 Doebner modification, and
 microwaves, 1360
 of the Knoevenagel reaction,
 1360
 domino metathesis, 1685
 donor-acceptor complexes,
 electron, 0115
 donors, in the benzoin
 condensation, 1397
 DOSP ligand, in rhodium
 catalysts, 1238
 Dötz benzannulation, 1247
 double asymmetric synthesis,
 0171, 1348
 double Baylis-Hillman reaction,
 1325
 double bonds, and bond energy,
 0031
 and delocalization, 0038
 conjugated with *p* orbitals,
 0040
 cumulative, 0148, 0149
 from carbocations, 0248
 in conjugation with
 carbocations, 0239
 double carbonylations, 0655
 double hyperconjugation, 0239
 double metathesis, 1685
 double Michael addition, 1109
 double-asymmetric synthesis,
 1080
 dry media reactions, 0416
 dry-reaction microwave
 chemistry, 0353
 drying agents, and acetal or
 ketal formation, 1270
 dual substituent parameter
 equation, 0409
 Duff reaction, 0727
 dynamic nuclear polarization,
 see DNP
 dyotropic rearrangements, and
 σ -bond migration, 1700
 E/Z nomenclature, definition,
 0183
 E1 reactions, see elimination,
 E1
 E1_{anion} reactions, mechanism,
 1493
 E1cB reactions, see elimination
 E2 reactions, see elimination,
 E2
 E2C reactions, see elimination,
 E2C
 eclipsing bonds, and
 conformation, 0201
eEROS, 1894
 Eglinton reaction, 0978, 0979
 Ehrlich-Sachs reaction, 1368
 E⁺ reactions, see elimination
 Elbs reaction, 0734
 elections, unpaired, and ESR,
 0268
 electric field, and microwaves,
 0353
 electrical effects, and reactivity,
 0396
 electrochemical coupling, alkyl
 halides, 0598
 electrochemistry, amination,
 0975
 and acetal cleavage, 0527
 and Michael addition, 1110
 and radical cyclization, 1126
 and the haloform reaction,
 0843
 and the Pschorr ring closure,
 0925
 aryl halides with sulfur
 nucleophiles, 0874
 carbonylation of aryl halides,
 0909
 conversion of esters to
 amides, 1435
 coupling of silanes, 0977
 dehydration of oximes to
 nitriles, 1547
 dicarboxylation of alkenes,
 1138
 formation of carbenes,
 0287
 oxidation of thiols to
 disulfides, 1785
 oxidative cleavage of diols,
 1733
 reduction of alkyl halides,
 1826
 reduction of nitro compounds
 to hydroxylamines,
 1819
 reduction of vinyl halides,
 1827
 sacrificial anode, 0598

- electrocyclic reactions, and
 formation of aromatic
 compounds, 1645
 and Möbius-Hückel method,
 1636
 of en-diyne, 1641
 electrocyclic rearrangements,
 1633
 4n versus 4n + 2, and
 allowed versus forbidden,
 1643
 and carbenes, 1240
 and Dewar benzenes, 1642
 and overlap of HOMO
 orbitals, 1636
 conrotatory versus
 disrotatory, 1633, 1634,
 1643
 forbidden, and metal
 catalysts, 1643
 frontier orbital method, 1635
 of alternant aromatic
 compounds, 1646
 pyrocalciferols, 1640
 stereochemistry, 1633, 1634
 electrofuge, definition, 0297
 electrolysis, and carbonylation
 of amines, 0851
 and Collman's reagent, 0651
 and coupling with silanes,
 0588
 and Friedel-Crafts alkylation,
 0707
 and halogenation of
 carboxylic acids, 0781
 and phenol formation, 0734
 formation of haloalkynes,
 0820
 of carboxylate salts, 0992
 electromagnetic spectrum, 0329
 electromagnetic waves, and
 microwaves, 0353
 18-electron systems, and
 metallocenes, 0067
 electron affinity, and
 organolithium reagents,
 0262
 electron cloud distortion, and
 electronegativity, 0016
 electron configuration, of boron
 and carbon, 0008
 electron delocalization, and enol
 stabilization, 0772
 electron density, and
 cyclopropane, 0218
 and electronegativity,
 0017
 and neighboring groups,
 0454
 and resonance, 0048
 electron diffraction, allyl
 radical, 0270
 and bond distance, 0022
 and conformations, 0196
 electron donating groups,
 0020
 and σ -values, 0403, 0404
 and the tetrahedral
 mechanism, 0486
 substituent effects, 0485
 electron donor-acceptor
 complexes, 0115
 electron paramagnetic
 resonance, see EPR
 electron spin resonance, see
 ESR
 electron transfer, and Grignard
 reactions, 1308
 and photosensitization, 0341
 electron withdrawing groups,
 0020
 and bond energy, 0030
 and σ values, 0403, 0404
 and the tetrahedral
 mechanism, 0486
 and vinylic substitution, 0475
 substituent effects, 0485
 electronegativity, 0016–0019
 and acidity or basicity, 0384
 and bond energy, 0016, 0028
 and resonance, 0047
 scales, 0017
 table, 0017, 0018
 electronic effects, and the Diels-
 Alder reaction, 1196
 and [2 + 2]-cycloaddition,
 1228
 electronic excitation, 0332
 electronic spectrum, 0330
 electronic structure, 0007,
 0013–0015
 electronic transfer, oxidation-
 reduction, 1705
 electronic transitions, and
 photochemistry, 0329
 electrons, and electronic
 structures, 0014
 and hyperconjugation, 0095
 and resonance, 0046
 as waves, 0003
 lone pair, and carbanions
 stability, 0254
 nonbonded, and carbenes,
 0284
 unpaired, and radicals, 0267
 unshared, and arenium ions,
 0668
 valence, 0014
 valence shell, and
 electronegativity, 0017
 electrophile, definition, 0297
 electrophiles, and Lewis acids,
 0657
 proton, 1005
 sulfur, 0695
 sulfur trioxide, 0697
 with allenes, 1022
 electrophilic addition, see
 addition
 electrophilic aromatic
 substitution, see
 substitution
 electrophilic carbenes, 1238
 electrophilic mechanism,
 halogenation of alkenes,
 1149
 electrophilic radicals, 0939,
 1018
 electrophilic rearrangements,
 0299, 1559, 1579
 electrophilic substitution, see
 substitution
 electrophilicity, and
 carbocations, 0432
 and diazonium ions, 0916
 and S_N1 reactions, 0432
 and the Diels-Alder reaction,
 1196
 electrospray ionization mass
 spectrometry, see mass
 spectrometry
 electrostatic potentials, and
 addition reactions, 1020
 element effect, and leaving
 groups, 0475
 1,3-elimination, 1543
 1,4-elimination, 1512, 1529
 α' , β -elimination, 1524
 α -elimination, 1477
 β -elimination, 0298, 1477
 elimination reagents, and alkene
 stability, 1497
 elimination, 1,3-, 1543
 elimination, 1,4-, 1512
 elimination, α' , β , 1524
 elimination, acidity of
 β -hydrogens, 1499
 elimination, and Bredt's rule,
 1497
 and carbenes, 0292
 and carbenoids, 0288
 and cis/trans isomers, 1501
 and decarbonylation of
 aldehydes, 0997
 and entropy of activation,
 0303
 and extrusion reactions,
 1477
 and formation of nitrenes,
 0293

- and Hofmann's rule, 1498
and hyperconjugation, 1498
and organocuprates, 0601
and the Brønsted equation, 1496
and the Heck reaction, 0895
and the Mannich reaction, 1293
and Wagner-Meerwein rearrangement, 1582
- elimination, anti, 1480
anti, phosphines with epoxides, 1517
anti- and ion pairing, 1486
 β , 0298
base induced of ethers, 1516
base induced, of sulfones, 1528
conjugate, 1512
Cope, see Cope
determination of mechanism, 1495
E1 versus E2, 1487, 1505, 1506
- elimination, E1, and alkene stability, 1497
and carbocations, 1487
and dehydrohalogenation, 1531
and ion pair mechanism, 1488
and substitution, 1487
and Zaitsev's rule, 1487, 1497
mechanism, 1487
stereochemistry of elimination, 1502
- elimination, E¹_{anion}, mechanism, 1493
- elimination, E1cB versus E2, 1489, 1492
- elimination, E1cB, 1488–1493
- elimination, E2, and antiperiplanar conformations, 1479
and base strength, 1500
and bases, 1504
and bond angles, 1482
and conformations, 1479
and dehydrohalogenation, 1531
and deuterium isotope effects, 1484
and deuterium labeling, 1482
and diastereomers, 1480
and dihedral angle, 1483
and enantiopure alkyl halides, 1480
and gauche orientations, 1485
and Hofmann degradation, 1522
and Hofmann's rule, 1498
and isotope effects, 1479
and leaving groups, 1479
and meso alkyl halides, 1480
and strain, 0400
and syn-anti dichotomy, 1484
and syn-periplanar conformations, 1479
and Zaitsev's rule, 1482, 1498
- anti elimination, 1480
axial versus equatorial leaving groups, 1481
controlling factors, 1486
cyclohexyl halides, 1481
formation of alkynes, from vinyl halides, 1482
mechanism, 1478–1486
rate of reaction, 1481, 1489
regioselectivity, 1498
stereochemistry, 1479, 1485
substituent effects in alkyl halides, 1504
transition states, 1479
with alkyl halides, 1478–1486
Zaitsev's rule versus Hofmann's rule, 1498
- elimination, E2C, 1501, 1495
- elimination, effect of base strength, 1504
effect of leaving groups, 1505
- elimination, Eⁱ, and cis β -hydrogen, 1511
and Cope elimination, 1525
and Hofmann degradation, 1522
and pyrolysis of sulfoxides, 1529
and radical mechanisms, 1510
and substrate structure, 1509
and the Chugaev reaction, 1520
and the Woodward-Hofmann rules, 1509
benzotriazole leaving groups, 1524
halide reactivity, 1509
mechanism, 1507
organolithium reagents with ammonium salts, 1524
rate of reaction, 1508, 1509
stereochemistry, and syn elimination, 1508
transition states, 1509, 1510
- elimination, haloethers with magnesium, 0830, 0831
in the Stork enamine synthesis, 0635
influence of temperature, 1506
intramolecular, 1507
IUPAC nomenclature, 0419
kinetics, 1490
mechanistic ambiguity, 1494
metal induced, of dihalides to alkenes, 1539
Norrish type II cleavage, 1478
of dihalides to alkenes, reagents for, 1539
of epoxides, with LIDAKOR, 1518
of selenoxides, 0640
Peterson alkenylation, 1366
photochemical, 1478
- elimination, pyrolytic, and cis β -hydrogen, 1511
and Hofmann's rule, 1510
and steric interactions, 1511
and Zaitsev's rule, 1511
mechanism, 1507–1510
regioselectivity, 1510
transition state, 1507
- elimination, radical of bis(xanthates), 1535
radical, and sulfoxides, 1530
regiochemistry, 1497
silyl-Wittig reaction, 1366
solvent effects on the base, 1504
stereochemistry, and diastereomeric halides, 1502
stereochemistry of the alkene, 1501
substrate reactivity, 1502, 1503
suitable leaving groups, 1505
- elimination, syn, 1483
and Eⁱ reactions, 1508
and ion-pairing, 1486
and the syn-anti dichotomy, 1484
of thiiranes, 1519
transition states, 1486
- elimination, transition states, 1496
- elimination, types, 1477
- elimination, versus substitution, 1503, 1505, 1506
- elimination-addition mechanism, 0613

- elimination-addition
 mechanism, see
 mechanism
 elimination-addition reactions,
 0478, 0498
 Emde reduction, 1845
 emim (1-ethyl-3-
 methylimidazolium), ionic
 liquid, 0688, 0706, 1163
 emimcl, ionic liquid, 0721
 emission of light, and
 sonochemistry, 0350
 emission, and NMR, 0270
 en-diyne, Bergmann
 cyclization; electrocyclic
 rearrangement, 1641
 en-yne, rearrangement, 0770
 enamides, from allylic amides,
 1028
 from vinyl halides, 0823
 torsional barrier, 0202
 enamine formation, 1283, 1284
 enamine salts, and alkylation,
 0636
 enamines, addition of siloxanes,
 1088
 alkylation, 0634–0636
 and allylic amine carbanions,
 0641
 and animals, 1283
 and Michael addition, 0636
 and N-alkylation, 0636
 and radical cyclization, 1128
 and Stork enamine reaction,
 0634, 0635
 and tautomerism, 0104
 and the Thorpe reaction,
 1387
 and the Thorpe-Ziegler
 reaction, 1388
 by metal catalyzed amination
 of alkynes, 1048
 by reduction of nitro
 compounds, 1047
 chiral, 0777
 condensation with aldehydes
 or ketones, 1344
 cycloaddition reactions,
 1222
 from amines, by
 dehydrogenation, 1712
 from amines, with ketones,
 1281
 hydrogenation to amines,
 1049
 oxidation to amino-ketones,
 1775
 reduction to amines, 1813,
 1844
 reductive cleavage, 1844

 Stork enamine reaction,
 0632, 0634, 0635
 tautomerism with imines,
 1048
 with 9-BBN, 1079
 with acyl halides, 0635
 with organolithium reagents,
 0641
 with proline, 0636
 [2 + 2]-cycloaddition, 1222
 enantiomeric excess (% ee), and
 determination of, 0179,
 0180, 0181
 enantiomeric purity,
 determination of, 0181,
 0182
 enantiomers, also see chiral
 compounds
 enantiomers, also see chirality
 enantiomers, definition and
 characteristics, 0138–0140
 and absolute configuration,
 0154
 and enantiotopic atoms/
 groups, 0191
 and Fischer projections, 0153
 and kinetic resolution, 0176
 and prochiral, 0193
 and pyramidal inversion,
 0142, 0143, 0144
 and quadrivalent stereogenic
 atoms, 0141
 and racemates, 0138
 and specific rotation, 0139
 and trivalent stereogenic
 atoms, 0142
 and Tröger's base, 0144
 called enantiomorphs, 0137
 levo and dextro, 0138
 of adamantanes, 0145
 of allenes, 0148
 of atropisomers and
 biphenyls, 0146
 of catenanes, 0133
 of glyceraldehyde, 0154
 of helical molecules, 0149,
 0150
 of molecular knots, 0133
 of monocyclic compounds,
 0187
 of tartaric acid, 0138
 enantiomorphs, see enantiomers
 enantioselective reactions,
 0171
 enantioselective reduction,
 1802
 enantioselectivity, 0171
 and amino acid surrogates,
 0632
 and BINAP, 1122

 and Cinchonidine alkaloids,
 1041
 and enolate anion formation,
 0780
 and formation of allenes,
 0770
 and formation of aziridines,
 0572
 and formation of β -lactams,
 1465
 and formation of
 cyanoamines, 1392
 and formation of homoallylic
 alcohols, 0620
 and organolithium reagents,
 0595, 1303, 1330
 and organometallic addition
 to imines, 1331, 1332,
 1335
 and protonation of enolate
 anions, 0775
 and radical coupling of
 conjugated amides, 0976
 and radical cyclization, 1127
 and radicals, 0939
 and sulfones, and palladium
 catalysts, 0554
 and transfer hydrogenation,
 1066
 enantioselectivity, coupling with
 allylic carbonates, 0611
 enantioselectivity, in α -
 hydroxylation with
 dioxiranes, 1754, 1755
 in acyl addition of chiral
 allylic boranes, 1320
 in acyl addition of organotin
 compounds, 1315, 1317,
 1318
 in addition of alcohols to
 ketenes, 1040
 in addition of metal carbene
 complexes to alkenes,
 1237
 in addition of
 organometallics to
 carbonyls, 1312
 in aldol reactions, 1347, 1348
 in alkylation with enoate
 anions, 0628
 in allylic alcohols, base
 induced elimination of
 epoxides, 1519
 in azidation reactions, 0788
 in aziridine formation, 1184
 in baker's yeast reduction of
 alkenes and alkynes, 1066
 in biaryl formation by
 Suzuki-Miyaura coupling,
 0902

- in carbene additions to alkenes, 1237
- in carbene insertion, 0804
- in catalytic hydrogenation, 1054, 1056, 1057, 1074
- in conjugate additions, 1106, 1109
- in cyanohydrin formation, 1390
- in cyclopropanation, 1237
- in dialkylzinc reagents with carbonyls, 1318
- in dihydroxylation of alkenes, 1165
- in ene reactions, 1105
- in enolate alkylation, chiral bases, 0629
- in epoxidation of alkenes, 1175, 1177
- in epoxide hydrolysis, 0529
- in epoxide reactions with organometallics, 0618
- in formamidine alkylation, 0641
- in Friedel-Crafts alkylation, 0709
- in Grignard reactions, 1303
- in heteroatom Diels-Alder reactions, 1218
- in hydroamination of alkenes, 1181
- in hydroboration of alkenes, 1079
- in hydrogenation of conjugated compounds, 1072, 1073
- in hydrogenation of indoles, 1067
- in hydrolysis of esters, 1401
- in hydroxylation of hydrocarbons, 1751
- in α -hydroxylation with oxaziridines, 1754
- in imine alkylation, 0632
- in ketene cycloaddition to carbonyls, 1462
- in Mannich reactions, 1295
- in metal catalyzed cyclopropanations, 1238
- in metal catalyzed halogenation of ketones, 0778
- in nitrene formation, 1183
- in nitrene insertion reactions, 0790
- in oxidation of thioethers to sulfoxides, 1782
- in oxidative cleavage of diols, 1733
- in pinacol coupling, 1856
- in reactions of enolate anions with aryl halides, 0907
- in reactions of haloboranes with azides, 0822
- in reductive alkylation, 1291
- in Sharpless aminohydroxylation, 1180
- in Sharpless asymmetric epoxidation, 1177
- in the alcoholysis of anhydrides, 1413
- in the Baeyer-Villiger reaction, 1618
- in the Baylis-Hillman reaction, 1325, 1826
- in the Claisen reaction, 1356
- in the Claisen rearrangement, 1672
- in the conjugate addition of amines, 1130, 1132
- in the conjugate addition of organocuprates, 1113
- in the conjugate addition of organozinc reagents, 1117
- in the Darzens condensation, 1365
- in the Diels-Alder reaction, 1199, 1202
- in the halogenation of aldehydes or ketones, 0776, 0777
- in the halogenation of epoxides, 0583
- in the Heck reaction, 0894, 0895
- in the Henry reaction, 1358
- in the Ireland-Claisen rearrangement, 1671
- in the Jacobsen-Katsuki epoxidation, 1178
- in the Julia-Colonna epoxidation, 1176
- in the Lossen rearrangement, 1610
- in the Michael addition, 1106, 1109
- in the Mukaiyama aldol, 1353, 1354
- in the Pauson-Khand reaction, 1142
- in the Pictet-Spengler reaction, 0716
- in the preparation of alcohols from amines, 0547
- in the preparation of alkynes by hydroboration, 1631
- in the Prins reaction, 1396
- in the Pummerer rearrangement, 1867
- in the reaction of amines with epoxides, 0563
- in the reaction of anhydrides with organometallics, 1446
- in the reduction of azirines, 1184
- in the reduction of chiral phosphine oxides, 1847
- in the reduction of imines, 1813
- in the reduction of ketones, 1800–1803
- in the Robinson annulation, 1350
- in the Simmons-Smith procedure, 1241
- in the Stevens rearrangement, 1623
- in the Stork enamine synthesis, 0636
- in the Strecker synthesis, 1391
- in the Ullmann reaction, 0898
- in the Weitz-Scheffer epoxidation, 1175
- in Wagner-Meerwein rearrangements, 1584
- in [2,3]-Wittig rearrangements, 1677
- in [3 + 2]-cycloadditions, 1191
- in [3, 3]-sigmatropic rearrangements, 1663
- enantioselectivity, with chiral boranes, 1079
 - with chiral hydrazones, alkylation, 0633
 - with chiral oxazolines, 0643
- enantiotopic atoms, 0191, 0192
- enantiotopic faces, 0194
- enantiotopic, and Cahn-Ingold-Prelog system, 0194
 - definition, 0192
- encapsulated osmium tetroxide, and dihydroxylation of alkenes, 1163
- encapsulation, and Diels Alder reactions, 1198
- encounter complex, 0664
 - and electrophilic aromatic substitution, 0682
- Encyclopedia of Reagents for Organic Synthesis*, 1894
- endo addition, and orbital symmetry, 1214, 1215
 - in the Diels-Alder reaction, 1201
- endohedral metals, and fullerenes, 0095

- ENDOR, and radicals, 0267
 ene reactions, 1103–1105
 and Lewis acids, 1104
 and microwave chemistry, 0352
 and oxygen, 0970
 and steric acceleration, 1104
 and [1,5]-sigmatropic rearrangement of hydrogen, 1648
 retro-, 1104
 energy barriers, to planarity, cyclopentane, 0212
 to pyramidal inversion, 0142
 to rotation, 0197, 0198
 energy cascade, and photolytic cleavage, 0336
 energy curve, diatomic molecule, 0330
 energy diagram, ethane, 0198
 energy levels, alternant hydrocarbons, 0070
 benzyl cation/radical/cabanion, 0070
 energy of light, and photochemistry, 0329
 energy, activation, chair-to-chair interconversions, 0204
 activation, rotational barrier, 0146
 energy, axial and equatorial substituents, 0206
 energy, bond dissociation, see dissociation
 energy, bond dissociation, 0027, 0027
 and deuterium isotope effects, 0323
 and organolithium reagents, 0262
 and radical halogenation, 0960
 and small rings, 0218
 carbocations, table, 0244
 of radicals, 0275
 radicals and reactivity, 0952
 energy, bond, 0027–0030
 and atom abstraction by radicals, 0943
 and electronegativity, 0016, 0028
 and hybridization, 0030, 0031
 and keto-enol tautomerism, 0098
 and s character, 0029, 0030
 benzene, 0036
 hydrocarbons, 0028, 0029
 hydrogen bonds, 0107
 in diatomic molecules, 0027
 of double bonds, 0031
 of organic compounds, 0030
 energy, cyclohexane conformations, 0203
 energy, free, see free energy
 energy, of butadiene, 0038, 0039
 of conjugation, 0040
 of singlet carbenes, 0284
 of the chair conformation, 0203
 of triplet carbenes, 0284
 π , 0042
 potential, see potential energy
 resonance, see resonance energy
 energy, strain, and molecular mechanics, 0215
 and trans cyclooctene, 0229
 calculations, 0217
 energy, transition energies, 0508
 enol acetates, and Mukaiyama aldol, 1354
 formation of enolate anions, 0631
 from enolate anions, 0800
 from ketenes with aldehydes or ketones, 1040
 metal mediated halogenation, 0780
 with methyllithium, 0631
 enol borates, and the aldol reaction, 1346
 enol borinates, and enolate anions, 0631
 and Ireland-Claisen rearrangement, 1671
 and the aldol reaction, 1346
 from conjugate addition of boranes, 1121
 halogenation, 0780
 hydrolysis, 1121
 enol carbonates, see carbonates
 enol content, 0099, 0100, 0102
 enol esters, and transesterification, 1421
 enol esters, from alkynes, 1042
 with carboxylic acids, 1424
 with ketones, 0629
 enol ethers, see ethers
 enol ethers, silyl, α -hydroxylation, 1755
 addition of hydrazoic acid, 1053
 alkylation, 0628
 and enolate anions, 1346
 and hydride shifts, 0799
 and Mukaiyama aldol, 1351–1354
 formation of enolate anion, 0628
 formation of thioalkyl and thioaryl ketones, 0792
 from aldehydes, 0800
 from enolate anions, 0798
 from ketones, 0798
 from vinyl lithium and silylperoxides, 0814
 metal catalyzed conjugate addition, 1110
 oxidative coupling to diketones, 1784
 sulfenylation, 0792
 with acetals, 0617
 with aldehydes and chiral boranes, 1348
 with aryldiazonium salts, 0986
 with methyllithium, 0631
 enolate alkylation, and chiral additives, 0630
 and chiral oxazolidinones, 0629
 and Evan's auxiliaries, 0629
 enolate anions, acylation, 0800
 aggregates, 0390
 aggregation of, *ab initio*, 0264
 alkylation, 0263, 0515, 0626–0628
 amine catalyzed formation, 0779
 enolate anions, and Baldwin's rules, 0306, 0307
 and conjugated ketones, 0631
 and enols, 0102
 and formation of enol acetates, 0800
 and formation of enol borinates, 0631
 and formation of silyl enol ethers, 0798
 and HSAB, 0380
 and metals, 1344
 and pK_a , 0622
 and radicals, in arylation reactions, 0908
 and regioselectivity, 0630
 and resonance, 0253
 and the aldol condensation, 0263, 0627
 enolate anions, arylation, 0906–0908
 arylation, and SET mechanism, 0908
 as bases, 0390

- as nucleophiles, 0514
 bases required for formation, 0627
 by Wittig rearrangement of vinyl ethers, 1625
 conjugate addition, 1108
 coupling with allylic substrates, 0609–0611
 cyclization, with dihalides, 0629
 dianions, 0514
 enantioselective formation, 0780
 enantioselective protonation, 0775
 formation, and UV, 0908
 formation, substituent effects, 0774
 enolate anions, from carboxylic esters, 1355
 from conjugate addition, 1113
 from conjugated ketones, 0907
 from dialkylamides, 0799
 from enol acetates, 0631
 from enols, 0774
 from ketones, 0774, 0790
 from silyl enol ethers, 0628
 from unsymmetrical ketones, 0630
 enolate anions, halogenation, 0820
 hydrolysis, 0812
 α -hydroxylation with sulfonyl oxaziridines, 1754
 enolate anions, in the Claisen condensation, 0263
 in the Claisen condensation, 0627, 1453
 in the Claisen reaction, 1355
 in the Claisen Schmidt reaction, 1343, 1344
 in the Perkin reaction, 1363
 in the Robinson annulation, 1350
 enolate anions, kinetic, 0799
 metal catalyzed coupling with aryl halides, 0907
 metals used for formation of, 0811
 Michael addition, 1108
 O-alkylation, 0623
 of carboxylic acid derivatives, 1354, 1355
 of esters, Claisen rearrangement, 1670
 of lactams, with aryl halides, 0907
 of nitro compounds, reduction to hydroxylamines, 1819
 oxidative coupling to diketones, 1784
 photochemical arylation, 0908
 preformed, and Michael addition, 1107
 protonation, 0812
 reactions, 1340
 thermodynamic, 0799
 torsional barrier, 0202
 enolate anions, with acyl hypofluorites, 0777
 with aldehydes or ketones, 0263, 1339–1351
 with aldehydes or ketones, also see aldol
 with alkyl halides, 0515, 0622
 with aryl halides, enantioselectivity, 0907
 with chlorotrimethylsilane, 0798
 with dihalides, 0625
 with disulfides, 0791
 with halosilanes, 0798
 with nitro compounds, 0613
 with selenyl halides, 0791
 with tosylcyanide, 0801
 X-ray crystallography, 0264
 enolates, see enolate anions
 enolates, boron, chiral, 1348
 enolene rearrangement, 1673
 enolizable protons, and isotopic labeling, 0775
 enolization, and Grignard reactions, 1305, 1306
 and Grignard reactions, mechanism, 1309
 and the aldol condensation, 1346
 enols, acyloxylation, 0972
 alkylation, and Lewis acids, 0628
 amphiprotic properties, 0772
 and Bredt's rule, 0838
 and enolate anions, 0102
 and formation of furans from diketones, 1272
 and isotope effects, 0774
 and nitrosation, 0785
 and Stille coupling, 0794
 and the aldol reaction, 1345
 electron delocalization, 0772
 fluorinated compounds, 0101
 Fuson-type, 0100
 halogenation, 0778
 hydrogen bonding and intramolecular stabilization, 0772
 isolation of, 0101, 0770
 mechanism of acid catalyzed aldol reaction, 1349
 metal catalyzed preparation, 0770
 of amides, and dehydration to nitriles, 1549
 stable, 0231
 steric stabilization, 0773
 tautomerism, 0098, 0770, 0772, 0837
 with base, 0774
 with diazoalkanes, 0533
 with metal acetates, 0972
 entgegen, and alkene nomenclature, 0183
 enthalpy, 0300–0302
 and nitrenes, 0293
 formal steric, 0232
 entropy, 0300
 and kinetics, 0322
 and ring size, 0303
 cyclopropane to propane, 0304
 of activation, 0303
 of activation, and Smiles rearrangement, 0932
 of activation, and substitution reactions, 0446
 envelope conformation, and cyclopentane, 0212
 environmentally friendly chemistry, 0413
 enynes, and the Pauson-Khand reaction, 1141
 cyclic, from diyenes, 1092
 halogenation, 1151
 metal catalyzed coupling of alkynes to alkynes, 1091
 enzymes, and carboxylic ester hydrolysis, 1400
 and molecular recognition, 0125
 for carboxylation, 0729
 for dihydroxylation of aromatic compounds, 1168
 for epoxidation, 1172
 for hydrolysis of nitriles, 1269
 for α -hydroxylation, 1756, 1757
 for lactamization, 1431
 for oxidation of alcohols, 1725
 for oxidation of thioethers to sulfoxides, 1782

- enzymes, and carboxylic ester hydrolysis, (*Continued*)
 for reduction of aldehydes or ketones, 1722, 1800
 for reduction of conjugated ketones, 1074
 for transesterification, 1420
 eosin, as a photosensitizer, 1218
 ephedrine, and resolution, 0173
 epimerization, of chiral ketones, 0775
 epimers, definition, 0165
 episulfides, see thiiranes
 episulfones, and the Ramberg-Bäcklund reaction, 1536, 1537
 from sulfonyl halides and diazomethane, 1386
 epoxidation, and catalytic antibodies, 1172
 and Cinchona alkaloid phase transfer catalysts, 1175
 and isomerization (*cis/trans*) of alkenes, 1174
 and polyurethane, 1176
 asymmetric, 1174, 1177
 cyclic alkenes,
 stereochemistry, 1023
 enzymatic, 1172
 Jacobsen-Katsuki, 1178
 Julia-Colonna,
 enantioselectivity, 1176
 of alkenes, and kinetic resolution, 0178
 of alkenes, and reagents for, 1169–1179
 of alkenes, enantioselectivity, catalysts, 1176
 of alkenes, stereochemistry, 1023
 of dienes, 1174
 other methods, 1172
 Sharpless, and mechanism, 1177
 Waits-Scheffer, 1174, 1175
 epoxide hydrolase, 0528
 epoxides and Friedel-Crafts alkylation, 0707
 acid catalyzed
 rearrangement, 1587
 ambident substrates, 0518
 and elimination with phosphines, 1517
 and formation of aziridines, 0565
 and formation of dinitrates, 0547
 and formation of isocyanides, 0568
 and formation of lactones, 0619
 and formation of thiiranes, 0552
 and Friedel-Crafts alkylation, 0619
 and leaving groups, 0497
 and strain, 0218
 and the neighboring group mechanism, 0448
 by modified Peterson alkenylation, 1367
 cyclic, elimination, to dienes, 1518
 diastereoselectivity, from sulfur ylids, 1383
 elimination with diamines, LDA, and DBU, 1519
 elimination with organolithium reagents, and alkoxides, 1518
 enantioselectivity of halogenation, 0583
 enantioselectivity, with sulfur ylids, 1384
 from diazoalkanes with aldehydes or ketones, 1384
 from dihalides and carbonyl compounds, 1304
 from halo-sulfones and ketones, 1384
 from halohydrins, 0532
 from selenium ylids, 1384
 from sulfur ylids and carbonyls, 1382
 halogenation, 1791
 hydrolysis, 0528
 hydrolysis, enantioselective, 0529
 in the Stork enamine reaction, 0635
 in the Wittig reaction, 0565
 in Williamson reaction, 0532
 intramolecular alcoholysis of, 0537
 lithio, rearrangement, 0564
 metal catalyzed azide ring opening, 0564
 metal catalyzed halogenation, 0584
 metal catalyzed reaction with allylic boranes, 0620
 metal catalyzed ring opening, 0563
 reagents for elimination, 1518
 reagents for halogenation, 0582, 0583
 reduction to alcohols, reagents, 1790, 1791
 regioselectivity of halogenation, 0583
 sterically hindered, hydride reduction, 1791
 vinyl, and S_N2' reactions, 0620
 vinyl, with Grignard reagents, 0620
 epoxides, with acyl halides, 0584
 with alcohols, 0536
 with allylic silanes, 0589
 with amide bases, 0564
 with amines or ammonia, 0562, 0563
 with ammonium thiocyanates and ceric ammonium nitrate, 1385
 with azide ion, 0564
 with base, and hydride shifts, 1697
 with cyanide, 0649
 with dithianes, 0638
 with Grignard reagents, 0620
 with $LiAlH_4$, 1706
 with metal halides, 0582
 with mineral acids, 0582
 with nucleophiles, 0538
 with organocuprates and Lewis acids, 0619
 with organometallics, 0618, 0619
 with oxazine carbanions, 0642
 with phosphine sulfide, 0552
 with phosphines, 1374
 with silylazides, 0564
 with sodium nitrate, 0565
 with sulfur ylids, 1383
 with tosylamines, 0565
 with vinyl sulfides, 0639
 epoxy-alcohols, rearrangement of, 0537, 0538
 epoxy-carboxylic acids, 0584
 epoxy-esters, from diazoesters and aldehydes, 1242
 from halo esters, and aldehydes or ketones, 1364
 epoxy-hydrazones, and Eschenmoser-Tanabe ring cleavage, 1544
 base induced fragmentation, 1544

- epoxy-ketones, by Julia-Colonna epoxidation, 1176
 photolysis, 0529
 rearrangement to diketones, 1588
 reduction with silanes, 1798, 1799
- EPR, and carbenes, 0285
 and electrophilic aromatic substitution, 0677
 and radical rearrangements, 1577
 and radicals, 0267
- equation, Brønsted catalysis, 0373
 duel substituent parameter, 0409
 Grunwald-Winstein, and solvent effects, 0482, 0505
 Hammett, see Hammett
 Schrödinger, 0003, 0004
 Swain-Lupton, 0409
 Swain-Scott, 0493
 Taft, 0410, 0411
 wave, 0006
- equatorial, in chair conformations, 0204
- equilibrium constant, 0302
 and solvent acidity, 0372
 and the Brønsted equation, 0373
 and the Hammett equation, 0402
- equilibrium, acid-base, 0356
 and carbocations, 0467
 and HSAB, 0379
 and leaving groups, in the tetrahedral mechanism, 1260
 and rate-determining state, 0317
 and S_N1 reactions, 0437
 and solvent acidity, 0371
 and tautomerism, 0098
 and the aldol condensation, 1342
 and the Claisen condensation, 1454
 carboxylic acids, water, and alcohols, 1400
 cyclopropylcarbinyl versus cyclobutyl cations, 1589
 organolithium-alkyl halides, 0250
 pyrolysis of alkyl boranes, 1533
 Schlenk, 0260, 0261, 0262
 ergost-7-en-3-one, 0401
 EROS, 1894
- erythro nomenclature, 0166
 erythro/threo diastereomers, and electrophilic addition, 1001
- ESCA (X-ray photoelectron spectroscopy), and carbocations, 0467
- Eschenmoser's salt, and Mannich reaction, 1294
- Eschenmoser-Tanabe ring cleavage, 1544
- Eschweiler-Clarke procedure, 1290
- ESR, and azoxy compounds, 0849
 and Birch reduction, 1068
 and bridged bromine radicals, 1012
 and bridged radicals, 0943
 and carbenes, 0285
 and Grignard reactions, 1308
 and kinetics, 0319
 and methyl radical, 0276
 and radicals, 0267, 0268, 0273, 0445, 0849
 and unpaired electrons, 0268
 organolithium compounds with alkyl halides, 0599
- ester intermediates, and oxidation-reduction, 1706
- ester oximes, with acids, 1615
- esterases, and resolution, 0176
 Marchantia polymorpha, hydrolysis of vinyl acetates, 1401
 pig liver, and hydrolysis of esters, 1400
- esterification, and Mukaiyama's reagent, 1416
 and steric hindrance, 1416
 and zeolites, 1415
 in ionic liquids, 1415
 Mitsunobu reaction, 0540
 of carboxylic acids, 1414, 1415, 1417
- esters of carboxylic acids, see carboxylic esters
- esters, allylic, also see carbonates, allylic
- esters, imino, see imino esters
- esters, inorganic, decomposition to alkenes, 1521
 from alcohols, 0545
 esters, manganate, 1163
 esters, nitrate, from alkyl halides, 0546
 esters, nitrite, from alcohols, 0545
- esters, of inorganic acids, hydrolysis, 0522
 esters, ortho, see ortho esters
 esters, osmate, 1163
 esters, osmic, 1181
 esters, phosphonate, from alcohols, 0545
 esters, phosphonic, with Grignard reagents, 0613
 esters, sulfamate, see sulfamate esters
 esters, sulfinate, see sulfinate esters
 esters, sulfinic, see sulfinic esters
 esters, sulfonate, see sulfonate esters
- Etard reaction, 1763
- ethane, energy barrier to rotation, 0197
 energy diagram, 0198
 supercritical, hydrogenation of aromatic compounds, 1066
- ethanolamines, and dealkylation, 0562
 as solvents, 0563
 ethanolytic, also see solvolysis of alkyl tosylates, rate of reaction, 0482
- ethanonium ion, IR, 0766
- ethene, see ethylene
- ether solvents, see solvents, ether
- ethers, acidity, 0383
 ethers, alkynyl, hydration of, 1036
 ethers, allyl allene, and Claisen rearrangement, 1670
 ethers, allyl vinyl, and [3.3]-sigmatropic rearrangement, 1655
 ethers, allylic, and Wittig rearrangement, 0641
 carbanions, and alkylation, 0641
 cleavage with Grignard reagents, 0617
 pyrolysis, 1552
 with organolithium reagents, 0641
- ethers, and ionic liquids, 0529
 and the Mitsunobu reaction, 0530, 0535
 and the Wittig rearrangement, 1624
 and ultrasound, 0530
- ethers, aryl allyl, Claisen rearrangement of 2-allyl phenols, 1668

- ethers, aryl, deoxygenation, 0748
 from alkoxides and aryl halides, 0871
 with Grignard reagents, 0598
- ethers, azacrown, 0121
 azacrown,
 photoisomerization, 0346
 base-induced elimination, 1516
 benzyl silyl, oxidation to aldehydes, 1720
 benzylic, hydrogenation, 0580
 by insertion of carbenes, 0804
 by reduction of thiono esters, 1839
 by the Williamson reactions, 0529
- ethers, cleavage, 0542, 0547, 0561, 0580, 0581, 0582, 0617
- ethers, crown, 0119–0125
 and ambident nucleophiles, 0517
 and chirality, 0152
 and complex formation, 0119
 and hydrogen bonding, 0122
 and molecular recognition, 0124
 and phase transfer catalysis, 0510
 and spherands, 0122
 as cavitands, 0122
 as hosts, 0120
 bicyclic, 0122
 binding K^+ or Li^+ , 0120
 cryptands, cryptaphanes, and hemispherands, 0123
 in guest-host interactions, 0122
 in synthesis, 0121
 ion binding, 0120
 ion-dipole interactions, 0124
 lariat ethers, 0123
 macrocyclic, 0121
 NMR and guest-host interactions, 0124
 podands, 0123
 starands, 0124
- ethers, cyclic, cleavage, 0581
 from alcohol, with lead tetraacetate, mechanism, 0966
 from alcohols, 0964
 from epoxides, 0537
 from oxidation of alcohols, reagents, 0965
 from thionolactones and organolithium reagents, 1330
 α -oxidation to lactones, 1760
 transesterification, 0536
- ethers, demethylation, 0550
- enol ethers, allyl, and Fischer indole synthesis, 1675
 and transesterification, 0536
 base induced elimination of acetals, 1516
 by Wittig reaction, 1372
 Claisen rearrangement, 1669
 from alcohols, 0536
 oxidation to carboxylic acids, 1775
 pyrolysis to alkenes and aldehydes, 1517
- ethers, enol, addition of hydrazoic acid, 1053
 and Mukaiyama aldol, 1354
 and Wittig rearrangement, 1625
 cleavage by Grignard reagents, 0617
 elimination of ketals, 1517
 from acetals or ketals, 1271
 from alkynes and alcohols, 1038
 from enols, 0534
 from esters, 1380
 hydrolysis, 0523, 1035, 1372
 hydrolysis mechanism, 0527
 Mannich reaction with imines, 1295
 with alcohols, 1039
 with alcohols and halogens, 1154
 with protons, 1006
- ethers, formation of amines, 0559
- ethers, from acetals, 0616
 from alcohols, 0533, 0534
 from alkenes and alcohols or phenols, 1037
 from alkoxides, 0529, 0532
 from alkyl halides, 0529
 from alkyl sulfates, 0532
 from diazo compounds, 0533, 0534
 from Grignard reagents, 0616, 0814
 from inorganic esters, 0532
 from onium salts, 0538
 from oxonium salts, 0582
 from phenols, 0533, 0535
- ethers, halo, and elimination with magnesium, 1542
 and the Boord reaction, 1541
 by radical halogenation, 0956
 from alcohols and halogens, 1154
 metal induced elimination to alkenes, 1541
- ethers, homoallylic, by coupling of silanes, 0977
 hydrolysis of, 0533
 lariat, 0123
 metal catalyzed cleavage, 0581
 nitrate, from alcohols, 0545
 α -oxidation to carboxylic esters, 1759
 oxidative cleavage of carboxylic acids, 1769
 photochemistry, 0332
 radical dimerization, 0977
 reduction of esters, reagents, 1839
 reduction to hydrocarbons, reagents, 1831
 reductive alkylation of aldehydes, 1273
 reductive dealkylation, reagents, 1831
 selenoalkyl, 1038
- ethers, silyl enol, see enol ethers
- ethers, silyl, conversion to alkyl iodides, 0580
 tetrahydropyranyl, oxidation, and zeolites, 1720
 thiocrown, 0121
 transesterification, 0535
 Ullmann ethers synthesis, 0873
- ethers, vinyl, see ethers, enol
 with alkyl halides, 0543
 with anhydrides, 0542
 with mineral acids, 0580, 0581, 0582
 with organolithium reagents, Wittig rearrangement, 1624
 with sulfonic acids, 0546
 with sulfuric acid, 0523
- ethyl nitrate, and nitration of aromatic compounds, 0688
- ethylene oxide, strain, 0217
- ethylene, and electronic structure, 0015
 and hybrid orbitals or π orbitals, 0009
 and π -bonds, 0042
 complex with silver, 0116, 0117

- ozonolysis, formation of dioxirane, 1741
- ethylenediaminetetraacetic acid, and Udenfriend's reagent, 0965
- ethylmagnesium bromide, and X-ray, 0260
- ethyne, addition of HCN, 1147
excited state, 0334
orbitals, σ electrons, and triple bonds, 0010
- europium compounds, chiral shift reagents, 0181
- Evans auxiliaries, and the Claisen condensation, 1356
- exchange reaction, carboxylic acids, and acyl halides, 1441
- exchange, carboxylic acids and amides, 1423, 1432
carboxylic acids and esters, 1423
halogen-metal, and organocuprates, 0603
hydrogen, 0684
Li-H, and organolithium compounds, 0595
metal-halogen, and organolithium compounds, 0594, 0595
 R_2Mg and R_2Hg compounds, 0251
- exciplex formation, in photochemistry, 0342
- exciplex, and photochemical [2 + 2]-cycloaddition, 1232
- exciplex, and rotaxanes, 0132
- excitation, electronic, 0332
- excited states, 0334–0339
Jablonski diagram, 0337
photosensitization, 0340, 0341
physical processes, 0336
- exhaustive alkylation, and amines, 0556
- exo addition, and bicyclic alkenes, 1023
Diels-Alder reaction, 1201
- extinction coefficient, 0330
- extrusion of metals, and cyclotrimerization, 1246
- extrusion of nitrogen, mechanism, 1554
- extrusion of sulfur dioxide, from sulfones, 1556
- extrusion reactions, and elimination, 1477
definition, 1553
the Ramberg Bäcklund reaction, 1538
- F values, and σ values, 0410
- faces, diastereotopic and enantiotopic, 0194
- facial selectivity, see selectivity
- far-UV, and photochemistry, 0329
- Favorskii reaction, in connection with the Nef reaction, 1360
- Favorskii reaction, mechanism, 1360
- Favorskii rearrangement, 1595, 1597
- Favorskii, quasi-, rearrangement, 1598
- Felkin-Ahn model, 0169
- Felkin-Ahn rule, and addition of radicals, 1015
- Fenton's reagent, 0964
and heterocycles, 0983
- ferrocene, bonding, 0066
electrophilic aromatic substitution, 0674
structure, 0117
- ferrous sulfate, and peroxides, 0964
- field effect constants, 0406
- field effects, 0019, 0020
+I and -I, 0021, 0396
+M and -M, 0396
and acid strength, 0380
and arenium ions, 0667
and aromatic compounds, 0021
and base strength, 0380
and carbanions, 0255
and carboxylic acids, 0020
and hybridization, 0022
and pK_a , 0381
and reactivity, 0396
and σ values, 0407–0409
and σ^* values, 0407
and substituent effects, 0483
and the Hammett equation, 0402
and ylids, 0255
- Fieser's Reagents for Organic Synthesis*, 1897
- Finkelstein reaction, 0574, 0575
- first-order reactions, 0315, 0316, 0433
and racemization, 0437
- first-order rate constant, 0320
- first-order rate law, 0319
and neighboring groups, 0446
- Fischer carbene complexes, and Dötz benzannulation, 1247
- Fischer indole synthesis, scope and mechanism, 1674, 1675
- Fischer projection, definition of, 0153
- Fischer, Emil, 0153
- Fischer-Hepp rearrangement, and urea, 0739
- flash photolysis, 0348
and the photo-Fries rearrangement, 0737
of bromoform, 0287
- flash vacuum pyrolysis, and alternant aromatics, 1646
and vinylcyclopropane rearrangement, 1657
of halocyclopropanes, 1591
of phosphorus ylids, 1525
- fluoranthene, and complex formation, 0124
- fluorene, pK_a , 0063
- fluorides, acyl, 1440, 1441
alkyl, base induced elimination, and Hofmann's rule, 1531
and Tamao-Fleming oxidation, 0539
aryl, and the Schiemann reaction, 0921
aryl, from aryl diazonium salts, 0985
aryl, from HF, 0921
- Finkelstein reaction, 0574, 0575
- fluorinating agents, 0574
from alcohols, 0577
from arylthallium compounds, 0913
from tetrafluoroborate salts, 0819
sulfonyl, 0698
- fluorinated compounds, enol content, 0101
- fluorinated solvents, and the Heck reaction, 0893
- fluorinating agents, 0574
- fluorination, of amides, 0782
of aromatic compounds, 0704
of carboxylic acids or carboxylic esters, 0782
- fluorine, addition to alkenes, 1149
and halogenation of aromatic compounds, 0704
and keto-enol tautomerism, 0101
electronic versus radical pathways, 0956
handling fluorine, 0955

- fluoroborates, acyl and acetic anhydride, 1186
 fluorosulfonic acid-SbF₅, superacid, 0358
 fluorosulfuric acid, and cation stability, 0236
 fluorous osmium tetroxide, 1163
 fluoroxytrifluoromethane, and fluorine radicals, 0955
 fluxional isomerization, 0186
 FMO (frontier molecular orbital) and cycloadditions, 1190, 1191
 forbidden transition, in photochemistry, 0331
 formal charge, and bonding, 0016
 formal steric enthalpy, 0232
 formaldehyde, acid catalyzed addition to alkenes, 1393
 and amines, 0730
 and chloromethylation, 0717
 and the Eschweiler-Clarke procedure, 1290
 and the Mannich reaction, 1292
 and the Prins reaction, 1393
 and the Tollens' reaction, 1368
 and trioxane, 1460
 excited state, 0334
 with aromatic compounds, 0717
 with glycoluril, 0135
 formamides, and phosphorus oxychloride, 0797
 and the Leuckart reaction, 1291
 and the Wallach reaction, 1291
 and Vilsmeier-Haack reaction, 0724
 by hydrogenation of isocyanates, 1813
 by hydrolysis of isocyanides, 1467
 carbonylation of amines, 0850
 from chloroamines, 0568
 with acetals, 0797
 with aromatic compounds, 0724
 with Grignard reagents, 1447
 with organolithium reagents, 1446
 formamidines, alkylation, 0641
 formate, ammonium, with amines, 0850
 and enantioselective reduction, 1802
 and reduction of aldehydes or ketones, 1799
 with Pd/C, and reduction of conjugated aldehydes, 1074
 formates, chloro, see chloroformates
 formation, of vinylodonium salts, 0818
 formic acid, and the Koch-Haaf reaction, 1137
 and the Wallach reaction, 1290
 formation of formates, 1799
 from chloroform, 0521
 with Grignard reagents, 0823
 with hydroxylamine and aldehydes, 1287
 with reductive alkylation, 1290
 formic anhydride, 0723, 1430
 formula Periodic table, for benzenoid polyaromatics, 0058, 0059
 formyl chloride, 0723
 formylation, alternative methods, 0727
 and carbenes, 0726
 and formamides, 0797
 and Friedel-Crafts acylation, 0721
 and organolithium reagents, 0727
 and paraformaldehyde, 0727
 and the Duff reaction, 0727
 and the Gatterman or Gatterman-Koch reaction, 0725
 and the Reimer-Tiemann reaction, 0726
 of alkenes, 0797
 of aromatic compounds, 0724
 of ketones, 0798
 formylcarbene, lifetime, 0288
 four-center mechanism, addition to alkenes, 1013
 and hydroboration, 1078
 fractional distillation, and diastereomers or resolution, 0174
 fractional recrystallization, and diastereomers, 0174
 fragmentation mechanism, 1542
 fragmentation, definition, 1542
 of carbenes to radicals, 0292
 of epoxy hydrazones, base induced, 1544
 free energy, amide hydrolysis, 0397
 and carboxylic acids, 0394
 and catalysis, 0313
 and enthalpy or entropy, 0300
 and kinetic control, 0308
 and reaction intermediates, 0305
 and S_N2 reactions, 0431
 and S_NAr reactions, 0867
 and solvent acidity, 0371
 and solvent effects, 0505
 and the Brønsted equation, 0373
 and the Grunwald-Winstein relationship, 0406
 and thermodynamic control, 0308
 equation, 0300
 intrinsic, 0309
 linear, 0405, 0406
 of activation, 0301
 spontaneous reactions, 0299
 free radicals, see radicals
 free-radical addition, 0298
 free-radical mechanism, 0297
 free-radical rearrangement, 0299
 free-radical substitution, see substitution
 freezing point depression, and Grignard reagents, 0261
 and organometallics, 0259
 Frey's salt, and oxidation of phenols, 1729
 oxidation of alcohols, 1720
 frequency factor, and rate law, 0322
 Friedel-Crafts acylation, 0697, 0719–0723
 alternative formylation methods, 0727
 and formylation, 0721
 and the Gatterman amide synthesis, 0728
 and the Gatterman reaction, 0725
 and the Haworth reaction, 0722
 and the Vilsmeier-Haack reaction, 0724
 biaryls, 0723
 carbonylation, 0723
 catalysts, 0719
 formation of aldehydes, 0724
 formation of aryl ketones, 0732
 formation of carboxylic acids, 0728
 Fries rearrangement, 0720, 0735

- no rearrangement, 0719
 with acyl carbocations, 0722
 with carboxylic acid
 derivativeness, 0719
 with cyclic anhydrides, 0722
 with formamides, 0724
 with heterocyclic
 compounds, 0720, 0721
 with ketenes, 0719
 with keto-acids, 0722
 with mixed anhydrides, 0721
 with phosgene, 0728
 with sulfonic anhydrides,
 0720
- Friedel-Crafts alkylation,
 0705–0712
 activating groups in the
 product, 0708
 alkyl migration, 0741
 and cyclodehydration,
 0715
 and rearrangement of
 carbocations, 0710
 and the Pechmann
 condensation, 0712
 and the S_N2 mechanism,
 0712
 chiral catalysts, 0709
 coordination of Lewis acids,
 0709
 cyclization, 0710
 deactivated compounds, 0709
 fused ring aromatics, 0709
 of coumarins, 0712
 of naphthalene, 0709
 polyalkylation, 0708
 reactivity order of Lewis
 acids, 0708
 reverse, 0742–0744
 with alcohols, 0707
 with alkenes or alkynes,
 0706, 0707
 with alkyl halides, 0706
 with epoxides, 0619, 0707
 with heterocyclic
 compounds, 0709
- Friedel-Crafts arylation, and the
 Hoesch reaction, 0732
- Friedel-Crafts catalysts,
 addition of alkyl halides to
 alkenes, 1160
 dehalogenation of aryl
 halides, 0749
- Friedel-Crafts coupling, and
 atropisomerism, 0714
- Friedel-Crafts coupling,
 cyclization, 0721
 formylation, 0724
 with aldehydes and ketones,
 0714
- Friedel-Crafts cyclization, 0715
 and the Pictet-Spengler
 reaction, 0716
 Bischler-Napieralski
 reaction, 0715, 0716
 high dilution methods,
 0721
- Friedel-Crafts reaction, and the
 Bradsher reaction, 0715
 and the Duff reaction, 0727
 chloromethylation and
 haloalkylation, 0717
 with alkenes, 0796
 with heterocycles, 0983
- friedelin, and Wagner-
 Meerwein rearrangement,
 1583
- Friedländer quinoline synthesis,
 1282
- Fries rearrangement, 0735, 0736
 and Friedel-Crafts acylation,
 0720
- Fries, photo, see photo-Fries
- Fritsch-Buttenberg-Wiechell
 rearrangement, 1534
- frontier molecular orbitals, see
 FMO
- frontier orbital method,
 1208–1210
 electrocyclic rearrangements,
 1635
- Fukuyama coupling, 1450
- fulgide, and helical chirality,
 0150
- fullerenes, and aromaticity,
 0094
 and MO calculations, 0094
 and rotaxanes, 0131, 0134
 and the ene reaction, 1104
 bowl-to-bowl inversion and
 homofullerenes, 0095
 synthesis, 0095
- fulminene, 0087
- fulvalenes, 0068
 and aromaticity indices, 0069
 by Nazarov cyclization, 1096
 from alkynes, 1096
- fumaric acid, 0185
- fuming sulfuric acid, with
 aromatic compounds,
 0695
- functional group compatibility,
 Darzens condensation,
 1365
- functional group, reactivity with
 sodium borohydride, 1794
- functional groups, and catalytic
 hydrogenation, 1054
 and hydroboration, 1079
 ease of reduction, 1787–1790
- for the Knoevenagel reaction,
 1358
- furan, and aromaticity, 0062
 catalytic hydrogenation,
 1066
 electrophilic aromatic
 substitution, 0675
 resonance energy, 0062
- furanose compounds, and
 tautomerism, 0104
- furans, Birch reduction, 1067
 by metal catalyzed reaction
 with alkynyl ketones,
 1272
 by Suzuki-Miyaura coupling,
 0901
- Diels-Alder reaction, 1217
 formation of 1,4-diketones,
 0528
- Friedel-Crafts acylation,
 0720
- Friedel-Crafts alkylation,
 0709
 from alkynes, 1038
 from diketones, 1272
 halogenation, 0703
- fused aromatic compounds, and
 bond distance, 0060
 and resonance energy, 0060
- fused ring aromatic compounds,
 0052
- fused rings, electrophilic
 aromatic substitution,
 0674
- fused-ring aromatics, Friedel-
 Crafts alkylation, 0709
- Fuson-type enols, 0100
- γ -substituents, and substitution
 reactions, 0485
- Gabriel synthesis, 0556, 0569
 and arylation of amines, 0879
 and hydrazine, 0569
 hydrolysis reagents, 0570
 Ing-Manske procedure, 0569
- galvinoxyl, radical inhibitor,
 1122
- gas chromatography, see GC
- gas phase, pyrolysis of
 carboxylic acids, 1520
- gas vacuoles, and
 sonochemistry, 0349,
 0350
- Gatterman amide synthesis,
 0728
- Gatterman method, 0926
- Gatterman reaction, 0725, 0984
- Gatterman-Koch reaction, 0725
- Gatterman-Koch reaction,
 reverse, 0745

- gauche conformations, see conformations
- gauche orientations, and E2 reactions, 1485
- GC, and diastereomers and resolution, 0174, 0175 and determining absolute configuration, 0159 and enantiomeric purity, 0181 and enolizable protons, 0775
- geared molecules, 0231
- gegenion, of carbocations, 0236
- gem-dihalides, see dihalides
- gem-dimethyls, by hydrogenation of cyclopropanes, 1075
- general acid catalysis, 0373, 0525
- geometric structure, carbocations, and migratory aptitudes, 1571
- geometry, alkenes, and photochemistry, 0346 of carbenes, 0286 of electrophilic allylic rearrangement, 0763 of hydrogen bonds, 0108 of propellanes, 0223 of radicals, 0276, 0277
- gerade orbital, 0005
- Gilman reagents, 0600
- Gilman reagents, also see organocuprates
- Girard's reagents P and T, and hydrazones, 1285
- Glaser reaction, 0978, 0979
- glyceraldehyde, and absolute configuration, 0154
- glyceric acid, chiral, from glyceraldehyde, 0154
- glycidic acids, decarboxylation, 0837
- glycidic esters, 1364
- glycidic esters, also see epoxy esters
- glycols, see diols
- glycoluril, with formaldehyde, 0135
- glycosides, and the anomeric effect, 0210
- glyoxals, and the benzoin condensation, 1396
- Goldberg reaction, 0876
- Gomberg-Bachmann pinacol synthesis, 1854
- Gomberg-Bachmann reaction, 0924–0926
- Gossypium hirsutum*, α -hydroxylation, 1756
- graphite ribbons, see phenacenes
- green chemistry, 0413
- Grignard reactions, 1300–1309
- Grignard reagents, also see organomagnesium
- Grignard reagents, addition to aldehydes or ketones, mechanism, 1307 addition to alkenes, 1083 addition to aromatic compounds, 1119 amination, 0880
- Grignard reagents, and alkylation of aromatic compounds, 0912 and alkylation of aryl nitro compounds, 0914 and boiling point elevation, 0261 and CIDNP, 0832 and cleavage of allylic or vinylic ethers, 0617 and conformational stability, 0262 and dehalogenation of aryl halides, 0750 and ESR, 1308 and freezing point depression, 0261 and hydrogen-metal exchange, 0834 and hydroxymethylation, 1305 and metal additives, 1306 and metal salts, radicals cyclization, 1126 and NMR, 0262 and Schlenk equilibrium, 0260, 0261, 0262 and SET mechanism, 0832 and the benzyne mechanism, 0887 and the Bruylants reaction, 0614 and the Wurtz reaction, 0987
- Grignard reagents, aryl, 0262 and coupling, 0599 formation of, 1301 hydrolysis, 0751
- Grignard reagents, bonding, 0260 complex formation, 0260, 0261 conjugate addition, 1112, 1114
- coupling with alkyl halides, 0590, 0599
- deprotonation by, 0809
- diastereoselective reactions, 1303
- from alkyl halides, 0829
- from dihalides, 0830
- hydrolysis, 0812
- hydrolysis, and reduction of alkyl halides, 1828
- in dioxane, with magnesium halide, 0260
- in ether solvents, 0260–0262
- in HMPA or triethylamine, 0262
- initiators, 0830
- interfering groups, 0830
- mechanism of formation, 0832
- metal catalyzed addition to alkenes or alkynes, 1096, 1097
- metal catalyzed coupling, 0600, 0987
- metal catalyzed cyclization, 0987
- metal mediated coupling, 0596
- nitrogen-containing, 0830
- optical activity, 0756
- protonation of, 0812
- reduction with, mechanism, 1308
- stability, 0831
- structure, 0260
- vinyl, formation of vinyl boronic esters, 0816
- Grignard reagents, with acetals, 0616
- with acyl halides, 1444
- with acyl peroxides, 0814
- with aldehydes, 1300–1309
- with alkyl borates, 0816
- with allyl halides, 0634
- with amides, 1445, 1447
- with amino-ethers, 0617
- with anhydrides, 1445
- with aryl halides, 0598
- with azides, 0880
- with aziridines, 0621
- with boron trifluoride, 0827
- with carbon dioxide or carbon disulfide, 1330
- with chloroformates, 1445
- with chloroiminium salts, 1336
- with conjugated compounds, 1302
- with epoxides, 0618, 0620
- with esters, 1445

- with formamides, 1447
- with formic acid, 0823
- with imines, 1331
- with iminium salts, 1336
- with iron pentacarbonyl, 0823, 0910
- with isocyanates, 1337, 1338
- with isocyanides, 1469
- with ketones, 1300–1309
- with metal halides, 0826
- with metal halides, mechanism, 0826
- with nitriles, 1337
- with nitriles, mechanism, 1338
- with nitrones, 1336
- with ortho esters, 0616
- with oxygen, 0831
- with phosphonic esters, 0613
- with propargyl esters, 0609
- with propargyl halides, 0596
- with selenium, 0818
- with sulfonate esters, 0590
- with sulfones, 0888
- with sulfonyl halides, 1475
- with sulfur, 0818
- with sulfuryl chloride, 0818
- with tellurium, 0818
- with vinyl epoxides, 0620
- with vinyl halides, 0600
- with water, 0831
- with Weinreb amides, 1448
- Grignard reagents, X-ray diffraction, 0260
- ground state, and excited state in photochemistry, 0329
- Grovenstein-Zimmerman rearrangement, 1585
- Grubbs catalysts I and II, for metathesis, 1683
 - and ring opening metathesis polymerization, 1685
- Grunwald-Winstein equation, and solvent effects, 0505
 - and solvolysis, 0482
- Grunwald-Winstein, relationship, 0406
- guanidine-nitric acid, 0686
- guanidines, addition of ammonia to cyanamide, 1296
 - and alkyl halides, 0570
 - and formation of aziridines, 0565
 - and supercritical ammonia, 0415
 - from amines, 1296
- guest ions in guest-host complexes, 0120
- guest-host complexes, see complexes
- guest-host interactions, 0125–0128
- guests, in guest-host interactions, 0127
- gyroscane, 0135
- half-chair conformation, and cyclopentane, 0212
- half-life, definition, 0320
 - enol tautomerization, 0770
 - of equatorial chair conformation, 0204
- halide exchange, 0883, 0884
- halide ions, and phase transfer, 0575
 - Finkelstein reaction, 0574
 - with ditosylamines, 0586
- halide reactivity, in E¹ reactions, 1509
- halides, acyl, and acyl carbocations, 0722
 - and amino acids, 0789
 - and enamines, 0635
 - and Friedel-Crafts acylation, 0721
 - and nitration of anilines, 0688
 - and O-acylation, 1451
 - and Rosenmund reduction, 1808
 - and Suzuki-Miyaura coupling, 0903
 - and the Arndt-Eistert synthesis, 1457
 - and the Schotten-Baumann procedure, 1411, 1427
 - and the tetrahedral mechanism, 0482
 - and the Wurtz reaction, 1451
- halides, acyl, base induced elimination to ketenes, 1532
 - coupling to diketones, 1450
 - decarbonylation, 0749
 - exchange with carboxylic acids, 1441
 - for acylation, 1451
 - formation of acyl azides, 0573
 - Friedel-Crafts acylation, with alkenes, 0796
 - from aldehydes, 0964
 - from carboxylic acids, 1440
 - from halogens, 0964
 - from ketenes and HX, 1031
 - from oxalyl halides and carboxylic acids, 1441
- from trihalides and sulfur trioxide, 0521
- hydrogenolysis, 1808
- hydrolysis, reactivity order of halides, 1398
- intramolecular Friedel-Crafts acylation, 0721
- Lewis acid catalyzed addition to alkenes, 1161
- metal catalyzed decarbonylation to alkenes, 1534
- metal induced dehalogenation to ketenes, 1540
- peroxides induced decarbonylation, 0997
- reactivity order, in acyl halide hydrolysis, 1398
- reduction to alcohol, 1840
- reduction to aldehydes, reagents, 1808
- halides, acyl, with active methylene compounds, 1451
 - with alcohols, 1411
 - with alkenes, 0796
 - with amides, 1439
 - with ammonia or amines, 1427
 - with aromatic compounds, 0719
 - with arylboronic acids, 0903
 - with azide ion, 0571
 - with boronic acids, 1443, 1444
 - with carboxylates, 1422
 - with copper cyanides, 1457
 - with diazomethane, 1457, 1599
 - with epoxides, 0584
 - with ethers, 1412
 - with Grignard reagents, 1444
 - with hydrogen peroxide, 0545
 - with hydrogen sulfide, 1425
 - with ketones, 1274
 - with organocadmium reagents, 1443
 - with organocuprates, 1442
 - with organometallic reagents, 1443, 1444
 - with thiols, 1412, 1425
 - with urea, 1439
- halides, alkyl, addition to alkenes, Friedel-Crafts catalysts, 1160
- halides, alkyl, alkylation and ultrasound, 0512

- halides, alkyl, and anti elimination, 1480
 and B strain, 0398
 and bond angle, 0026
 and carbamate formation, 0542
 and carbanions, 0265
 and carbocations, 0237, 0434
 and E2 reactions, 1478–1486
 and formation of amines, 0559
 and formation of aryl halides, 0705
 and formation of carbenes, 0287
 and formation of isocyanates or isothiocyanates, 0573
 and formation of onium salts, 0376
 and formation of sulfonate esters, 0546
 and halide ions, 0574
 and I strain, 0399
 and microwaves, 0577
 and phase transfer, 0576
 and S_N1 reactions, 0434
 and strain in carbocation formation, 0398
 and the S_N1 mechanism, 0398
 and Wurtz coupling, 0589
- halides, alkyl, base induced elimination, suitable bases, 1530
 base induced elimination, and Hofmann's rule, 1531
 base induced elimination, and Zaitsev's rule, 1531
 by Lewis acid catalyzed addition to alkenes, 1159
 by Lewis acid catalyzed addition to alkynes, 1160
 by Lewis acids and organocopper compounds, 0604
 by the Katritzky pyrylium-pyridinium method, 0586
 carbonylation with alcohols, 0654
 carbonylation with sodium tetracarboxylferrate, 0653
 catalytic hydrogenation, 1826
 chemoselective reduction, 1827
 coupling with dihalides, 0598
 coupling with Grignard reagents, 0590, 0599
 coupling with lithioalkynes, 0595
 coupling with metals, 0589
 coupling with organocuprates, 0599
 coupling with π -allylnickel complexes, 0593
 cyclohexyl, and E2 reactions, 1481
 dehalogenation, reagents, 1824–1827
 diastereomers and stereochemistry of elimination, 1502
 electrochemical coupling, 0598
 electrochemical reduction, 1826
 enantiopure, and E2 reactions, 1480
 exchange with organolithium reagents, 0250
- halides, alkyl, from alcohols, 0520, 0559, 0576
 from alkanes, 0954–0960
 from alkyl halides, 0574, 0833
 from alkyl sulfates, 0576
 from alkylsulfonic acids, 0996
 from amines or ammonium salts, 0586
 from carboxylic acids, and reagents for, 0995, 1426
 from carboxylic esters, 0584, 0585
 from cyanogen bromide, 0586
 from ethers, 0580, 0581, 0582
 from Grignard reagents, 0819
 from halogens, 0954–0960
 from mineral acids, 0576
 from organometallics, 0819
 from oxonium salts, 0582
 from silyl ethers, 0580
 from silver carboxylates, 0994
 from sulfonate esters, 0575, 0576
 from thioethers, 0639
 from thiols, 0579
 from thionyl chloride, 0576
 from trialkylsilyl halides and alkenes, 1031
 from trichloroisocyanuric acid and alkenes, 1031
- halides, alkyl, halogen replacement, 0833
 hydrolysis of, 0519
 in the Finkelstein reaction, 0574
 in the Gabriel synthesis, 0556, 0569
 in the Hunsdiecker reaction, 0994
 in the Kornblum reaction, 1765
 in the Mentshutkin reaction, 0555
 in the von Braun reaction, 0586
 in water, 0519
 ionization to carbocations, 0247
 Lewis acid catalyzed addition to alkenes, 1159
 mechanism of hydrolysis, 0519
 meso, and E2 reactions, 1480
 metal catalyzed carbonylation, 0654
 metal induced elimination to alkenes, 1539
 metal mediated, 0590
 metal mediated carbonylation, 0652
 metal mediated coupling with alkynes, 0647
 metal mediated coupling with allylic halides, 0597
 metal mediated coupling, unsymmetrical, 0593
 oxidation to aldehydes, 1765
 oxidation to aldehydes, the Sommelet reaction, 1766
 oxidation with DMSO, mechanism, 1766
 oxidative coupling with base, 1783
 primary, and S_N1 reactions, 0505
 radical conjugate addition, 1122
 rate of E2 reactions, 1481
 rates of solvolysis, 0480
 reaction with aromatic compounds, 0705
 reactivity as a function of the halide, 0556
 reactivity in carbonylation reactions, 0653
 reactivity in elimination reactions, 1502, 1503
 reactivity with ethanol, 0398
 reduction by hydrolysis of Grignard reagents, 1828
 reduction to hydrocarbons, reagents, 1824–1827

- reduction with LiAlH_4 , and SET mechanism, 1828
- reduction with Raney nickel, 1826
- reduction with trialkyltin hydrides, 1825, 1826
- $\text{S}_{\text{N}}1$ in sulfur dioxide, 0434
- solvolysis and carbocations, 0325
- solvolysis and I strain, 0399
- solvolysis and mechanism, 0325
- steric hindrance and reactivity, 0398
- substituent effects n E2 reactions, 1504
- tertiary, elimination in the Stork enamine reaction, 0635
- trialkylsilyl, with alkenes, 1031
- trihalides, see trihalides
- halides, alkyl, with acetylde ion, 0646
- with active methylene compounds, 0622, 0623
- with alkoxides, 0529
- with alkyl diazotates, 0573, 0574
- with amide bases, 0568
- with amines or ammonia, 0555, 0558, 0876
- with arylboronic acids, 0889
- with azide ion, 0571, 0572
- with carboxylate salts, 0539
- with Collman's reagent, 0650
- with cyanide ion, 0515, 0648
- with cyanohydrins, 0649
- with dianions, 0515
- with disulfide ions, 0553
- with enolate anions, 0515, 0622, 0623
- with ethers, 0543
- with Grignard reagents, 0262
- with Group I and II organometallics, 0594, 0595
- with guanidine, 0570
- with hydroperoxide ions, 0544
- with hydroxide, 0519
- with isonitriles, 0648
- with lactams, 0512, 0569
- with lithio propargyl compounds, 0596
- with metal cyanides, 0648
- with metals, 0829, 0831
- with nitrite ions, 0515
- with nitro compounds, 0515
- with organocuprates, 0600, 0603
- with organolithium compounds, ESR and CIDNP, 0599
- with organolithium compounds, 0594, 0595
- with organolithium reagents, radical intermediates, 0269, 0270
- with organometallic compounds, and radicals, 0599
- with organometallic compounds, mechanism, 0598
- with organometallics, 0604, 0605, 0606, 0607, 0833
- with organopotassium or organosodium, 0594, 0595
- with organozinc compounds, 0605
- with oxazine carbanions, 0642
- with oximes, 0547
- with phenoxide ions, 0515
- with phosphines, 1369
- with phosphites, 1375
- with selenide ions, 0552
- with silver compounds, 0505
- with sodium nitrite, 0571
- with sodium sulfide, 0551
- with sulfonamides, 0570
- with sulfonic acid salts, 0554
- with telluride ions, 0552
- with thiocyanate ion, 0554
- with thiols, 0549
- with thiosulfate ion, 0553
- with thiourea, 0548
- with triethylborane, 0520
- with trimethylsilyl cyanide, 0649
- halides, allylic, and Pd complexes, 0043
- coupling, 0592
- formation with no rearrangement, 0576
- from allylic esters, 0585
- in the Delépine reaction, 0558
- metal mediated coupling with alkyl halides, 0597
- with anilines and hyponitrites, 0923
- with carbanions, 0594
- with Grignard reagents, 0634
- with organometallics, 0604, 0605, 0606, 0607
- halides, aryl, also see fluorides, chlorides, bromides, iodides
- halides, aryl, and carbonylation with alcohols, 0909
- and halide exchange, 0883
- and Orton rearrangement, 0740
- and Sonogashira coupling, 0904
- and $\text{S}_{\text{RN}}1$ mechanism, 0862
- and Stephens-Castro coupling, 0903–0906
- and Suzuki-Miyaura coupling, 0899–0903
- and the halogen dance, 0749
- halides, aryl, arylation of alkenes, metal catalyzed, 0891–0897
- carbonylation, 0909, 0910
- coupling with active methylene compounds, 0906–0908
- coupling with alkenes, 0891–0897
- coupling with enolate anions, 0906–0908
- coupling with heterocycles, 0887
- cyanation, 0885
- dehalogenation, 0749, 0750
- electrochemical carbonylation, 0909
- formation of aryl selenides, 0552
- formation of ketones, 0910
- Friedel-Crafts alkylation, 0705
- from alkyl halides, 0705
- from amines, replacement of alkyl groups, 0875
- from anilines, 0985
- from aryl halides, 0883
- from aryldiazonium salt, 0984
- from arylsulfonyl halides, 0749
- halide exchange, and microwaves, 0884
- heteroaryl, coupling with alkenes, 0891
- homocoupling, in ionic liquids, 0887
- hydroxylation, 0870
- in the Gatterman reaction, 0984
- in the Goldberg reaction, 0876
- in the Heck reaction, 0891–0897
- in the Hurltley reaction, 0907
- in the Sandmeyer reaction, 0984

- halides, aryl, arylation of
 alkenes, metal catalyzed, (*Continued*)
 in the Stork enamine reaction, 0635
 in the Ullmann reaction, 0897
 intramolecular carbonylation, 0909
 intramolecular Heck reaction, 0892
 metal catalyzed alkylation, 0629
 metal catalyzed carbonylation, 0909
 metal catalyzed coupling with enolate anions, 0907
 metal catalyzed coupling with silylalkynes, 0905
 metal catalyzed reaction with alkoxides, 0873
 metal catalyzed reaction with phosphines, 0881
 metal mediated coupling, 0897
 phenoxides in ionic solvents, 0872
 photochemical coupling with aromatic compounds, 0981
 reaction with amines, 0875
 reactivity order in benzyne mechanism, 0860
 reactivity, in metal mediated coupling, 0592
 reagents for homocoupling, 0887
 rearrangement, 0749
 substitution by amines, base catalysis, 0856
 synthesis of, 0884
- halides, aryl, with active methylene compounds, benzyne mechanism, 0906
 with acyl aniline derivatives, 0740
 with alkenes, also see Heck reaction
 with alkoxides, 0871
 with alkynes, 0899, 0904
 with alkynes, see Sonogashira
 with allylic esters, 0609
 with amide bases, 0568, 0876
 with amides, 0880, 0855
 with amines, metal catalyzed, 0693
 with aryl halides, benzyne mechanism, 0887
 with arylborates, 0902
 with arylboronic acids, 0899–0903
 with carboxylate salts, 0872
 with enolate anions, 0890
 with enolate anions, enantioselectivity, 0907
 with heterocycles, 0881
 with hydrosulfide anion, 0874
 with hydroxide, 0870
 with lactam enolate anions, 0907
 with lactams, 0880, 0881
 with Lewis acids, 0749
 with metal halides, 0883
 with metals, 0750
 with organolithium compounds, 0595
 with organolithium reagents, 0884, 0886
 with organometallics, 0604, 0605, 0606, 0607, 0750, 0886
 with oxazolidinones, 0881
 with phenols, in ionic liquids, 0873
 with phenoxides, and microwaves, 0872
 with selenide anions, 0875
 with silylamines, 0878
 with sulfonate anions or sulfonic acid salts, 0875
 with sulfoxides, 0890
 with sulfur nucleophiles, electrochemistry, 0874
 with sulfur nucleophiles, in ionic liquids, 0874
 with thiolate ions, 0874
 with thiophenes, 0881
 with triaryl phosphate, 0873
 with trifluoroborates, 0890, 0903
 with vinylboranes, 0607
 with vinylboronic acids, 0890
 with vinyltrifluoroborates, 0897
- halides, benzylic, from alcohols with microwaves, 0512
 in the Delépine reaction, 0558
 oxidation by the Krönke reaction, 1766
 oxidative coupling to alkynes and tolanes, 1783
 solvolysis, 0486
 with pyridine, 0096
- halides, carbamoyl with organocuprates, 1428
 halides, carbon tetrahalides and complex formation, 0119
 halides, carbonylation, 0910
 halides, cyanogen, with phenols, 0531
 halides, cyclopropyl, and allylic carbocations, 0487
 halides, cyclopropylcarbinyl, and organocuprates, 0473
 halides, diarylmethyl, 0434
 halides, dihalides, see dihalides
 halides, from alkenes, 1144
 halides, inorganic, with carboxylic acid derivatives, 1441
 halides, lithium-betaines, 1374
 halides, magnesium, Grignard reagents, 0260
 halides, metal, also see metal halides
 halides, metal, and transmetalation, 0826
 with alcohols, 0578
 with aryl halides, 0883
 with aryl diazonium salts, 0984
 with carboxylic acids, 1426
 with epoxides, 0582
 with organometallics, 0826
 halides, organozinc, with thioesters, 1450
 halides, phosphorus, and Hell-Volhard-Zelenskii reaction, 0781
 halides, propargyl, and Glaser reaction, 0979
 reduction to allenes, 1826
 with Grignard reagents, 0596
- halides, selenyl, with enolate anions, 0791
 halides, silyl, cleavage of ethers, 0582
 with alkenes and DMSO, 1156
 with allylsilanes, 0588
 with carboxylic esters, 0585
 with lactones, 0585
- halides, sulfinyl, with alcohols, 0554
 halides, sulfonyl, addition to alkenes, 1156
 addition to alkynes, 1156
 and chlorosulfuric acid, 0697
 and formation of aryl sulfones, 0697
 and the Reed reaction, 0974
 base induced elimination to sulfenes, 1532
 formation of sulfenes, 1471
 from aromatic compounds, 0697

- from aryldiazonium salts, 0986
 from hydrocarbons, 0973
 halogenation of sulfonic acids, 1474
 hydrolysis, 1472
 reduction to disulfides or thiols, 1850
 with alcohols, 0546, 1473
 with alkyl halides, 0554
 with ammonia or amines, 1474, 1475
 with arylboronic acids, 1476
 with diazomethane, 1386
 with Grignard reagents, 1475
 with halo esters, Lewis acids catalysis, 0605
 with organometallics, 1475
 halides, vinyl, and addition-elimination, 0474
 and E2 reactions, 1482
 and elimination-addition reactions, 0477
 and $S_{\text{N}}1$ reactions, 0478
 and substitution, 0474
 and the element effect, 0475
 and the tetrahedral mechanism, 0474
 by addition of alkyl halides to alkynes, 1160
 coupling with alkyl groups, 0795
 formation of vinyl esters, 0541
 formation of vinyl sulfides, 0550
 from aldehydes or ketones with phosphorous pentachloride, 1298
 from alkynes, 0820, 1031
 from conjugated carboxylic acids, 0996
 from vinylboranes, 0820
 from vinylodonium salts, 0819
 in the Stille coupling, 0793
 metal catalyzed addition to alkenes, 1100
 metal catalyzed alkylation, 0629
 metal catalyzed coupling, 0591
 metal catalyzed coupling with alkynes, 1094
 reduction to alkenes, 1827
 reduction, with metal in alcohol, 1827
 with acetamide, 0823
 with alkylboronic acids, 0607, 0608, 0794
 with Grignard reagents, 0600
 with organometallics, 0604–0607
 with thiol anions, 0474
 Haller-Bauer reaction, 0844
 halo amides, and the Hofmann rearrangement, 1608
 halo ammonium salts, cyclization, 1695
 halo-acetals, from vinyl ethers, 1154
 halo-acids, Hell-Volhard-Zelenskii reaction, 0781
 lactone formation, 0304
 halo-alkenes, radical cyclization, 1125–1129
 halo-amides, cyclization, 0571
 halo-amines, by addition of haloamines to alkenes, 1157
 formation of aziridines and cyclic amines, 0557
 halo-azides, see azides
 halo-carboxylic acids, 0585
 halo-esters, addition to alkenes, 1161
 halo-esters, metal mediated reaction with imines, 1465
 halo-ethers, see ethers
 halo-ketones, addition of acyl halides to alkenes, 1161
 and the Favorskii rearrangement, 1595
 by oxidation of alkenes, 1775
 from ketones, 0776
 from vinyl halides and NaOCl, 1154
 halo-lactams, 1155
 halo-nitro compounds, from alkenes and nitryl chloride, 1158
 halo-nitroso compounds, from alkenes, 1158
 halo-sulfides, see thioethers
 halo-sulfides, Pummerer rearrangement of sulfoxides, 1866
 halo-sulfones with ketones, 1384
 and Ramberg-Bäcklund reaction, 1536
 base induced elimination to alkenes, 1536
 halo-thioethers, from alkenes and silyl halides, 1156
 haloacylation of alkenes, and the Vilsmeier reaction, 1162
 haloacylation, of alkenes, 1161
 haloalkenes, see halides, vinyl
 haloalkylation, and Friedel-Crafts reaction, 0717
 haloalkynes, by electrolysis, 0820
 from alkynes, 0819
 from organometallics, 0819
 metal catalyzed or metal mediated arylation, 0647
 haloamides, and amidomethylation, 0731
 haloamines, addition to alkenes, 1157
 amination of aromatic compounds, 0694
 and amination of alkenes, 1046
 and halogenation of aromatic compounds, 0699
 and Stieglitz rearrangement, 1616
 from amines, 0849
 reaction with acids, 1695
 rearrangement with silver nitrate, 1616
 haloboranes, see boranes
 halocarbamates, addition to alkenes, 1052
 halocyclopropanes, flash vacuum pyrolysis, 1591
 haloesters, and the Reformatsky reaction, 1326
 metal mediated addition to aldehydes or ketones, 1326
 haloethers, from alkenes, 1152
 with magnesium, 0830, 0831
 haloform reaction, 0842
 electrochemical, 0843
 rate determining step, 0843
 haloformic acids, from phosgene and alcohols, 1276
 halogen dance, 0749
 halogen radicals, see radicals
 halogen-free Heck reactions, 0893
 halogen-metal exchange, and organocuprates, 0603
 halogenating agents, for alcohols, 0578, 0579
 for carboxylic acids, 1440
 halogenation, allylic hydrogen, with NCS, 0963
 halogenation, base-induced, of alkanes, 0957
 halogenation, mixed, of alkenes, 1151

- halogenation, of acyl anilines, 0740
of aldehydes, and α -halogenation, 0964
of aldehydes, enantioselectivity, 0776
of alkanes, 0954–0960
of alkanes, fluorine radicals, 0955
of alkenes, 1029, 1148–1150
of alkenes, and isotopic labeling, 1004
of alkenes, and π -complexes, 1004
of alkenes, and radical initiators, 1149
of alkenes, radical, mechanism, 0958
of alkenes, the Prins reaction, 1161
of alkynes, 1148, 1151, 1152
of allylic alcohols, 0579
of aminopyridines, 0701
of aromatic compounds, 0676, 0698–0703
of aromatic compounds, and Lewis acids, 0702
of aziridines, 0584
of boranes, and radicals, 0820
of carboxylic acids, with NBS, 0781
of conjugated compounds, 1151
of conjugated ketones, 0780
of cyclopropylcarbonyl alcohols, 0579
of enol borinates, 0780
of enolate anions, 0820
of enols, 0778
of enynes, 1151
of epoxides, 0582, 0583, 1791
of furans, 0703
of ketones, 0776–0780
of lactams, 0851
of organometallics, mechanism, 0821
of pyrroles, 0703
of silanes, 0960
of steroids, 0958
of sulfoxides, reagents for, 0782
of thiiranes, 0584
of thiophenes, 0703
of vinylboronic acids, 0820
halogenation, radical, allylic hydrogen, 0960
allylic, mechanism, 0961, 0962
and AIBN, 0961
and polyhalogenation, 0957
and the Hofmann-Löffler reaction, 0958
benzylic hydrogen, 0960
bond dissociation energy, 0960
metal catalyzed, 0961
of aldehydes, with NBS, 0964
of alkenes, 0961
of methane, rate determining state, 0959
with NBS, 0956
with sulfuryl chloride, 0956
halogens, addition to alkenes, 1148
addition to alkenes, in ionic liquids, 1157
addition to alkynes, 1148
addition to cyclopropanes, and UV, 1027
and bridged ions, 1149
and halonium ions, 1000
and the haloform reaction, 0842
and the Reed reaction, 0974
cleavage of ketones, 0842
influence of, on radical cyclization, 1126
mixed, reactivity with alkenes, 1151
of anilines, and Lewis acids, 0699
of ketones, enantioselectivity, 0777
order of reactivity in the Ramberg-Bäcklund reaction, 1536
photochemical cleavage, 0279
halogens, with alcohols, 1154
with alcohols, and alkenes, 1152
with aldehydes, 0964
with alkanes, 0954–0960
with alkenes and sulfur dioxide, 0973
with alkenes, mechanism, 1149
with amides, 1608
with organometallics, 0819
with silver carboxylates, 0994
with trialkylboranes, 0819
halohydrins, and chloramine-T, 1153
by halogenation of epoxides, 1791
epoxide formation, 0532
from alkenes, 1152
from epoxides, 0582
from Grignard reagents and epoxides, 0620
Williamson reaction, 0532
haloketones with boranes, 0644
and formation of conjugated ketones, 0796
from diazo ketones, 0585
rearrangement to carboxylic esters, 1595
with boranes, mechanism, 0645
with organocuprates, 0632
with trialkylboranes, 0632
halolactamization, and reagents for, 1154, 1155
halolactones, addition to alkenes, 1161
by radical halogenation, 0956
halolactonization, and reagents for, 1154, 1155
halonium ions, from addition to alkynes, 1018
from alkenes, 1000
stability, and neighboring group effects, 0449
halosilanes, see silanes
halosulfones, see sulfones, halo
halosulfonyl esters, 1156
Hammett acidity function, and solvents, 0369
Hammett equation, and aromatic carboxylic acids, 0402
and aromatic substitution, 0679
and equilibrium constants, 0402
and linear free energy relationship, 0405
and radicals, 0949
rate constants and reactivity, 0401, 0402
reactions that do not fit, 0403
Hammett relationships, and S_NAr reactions, 0867
Hammett σ values, electrophilic aromatic substitution, 0679
Hammett σ_p relationship, and substituent effects, 0486
Hammond postulate, and arenium ions, 0666
and carbocations, 0480, 1019
and Markovnikov's rule, 1019
and transition states, 0480
definition, 0308

- Handbook of Chemistry and Physics*, 1886
Handbook of Naturally Occurring Compounds, 1887
- handedness, and enantiomers, 0137
- Hantzsch dihydropyridines, and reductive alkylation, 1290
- hapto prefix, and metal complexes, 0116
- hard acids, and ionic bonds, 0378
 definition, 0377
- hard bases, and ionic bonds, 0378
 definition, 0377
- Hard-soft acid-bases, also see HSAB
- Hard-soft acids-bases, 0377, 0378
- hardness model, and aromaticity, 0057
- hardness, 0377–0379
 and aromaticity, 0063
- Hartree-Fock calculations, and annulenes, 0080
- Hartree-Fock method, 0034
- Hauptwerk (das Hauptwerk), of Beilstein, 1881, 1882
- Haworth reaction, 0722
- Hay reaction, 0979, 0980
- HBr, and DMSO, 0700
 and hydrogen bonding, 0112
 and peroxides, with alkenes, 1030
 and radicals, addition to alkenes, 1124
 cleavage of ethers, 0523, 0580
 with alcohols, 0576
 with alkenes, 1029
 with cyclopropanes, 1025
- HBuIm, ionic liquids, 0416, 1199
- HCl, addition to alkenes, 1005
 and hydrogen bonding, 0112
 as an acid, 0357
 cleavage of ethers, 0523
 with alcohols, 0576
 with alkenes, 1029
 with butadiene, 1014
- HCN, addition to alkenes, 1147
 addition to C=N compounds, 1392
 addition to iminonitriles, 1393
 addition to nitriles, 1393
 and proton transfer, 0368
 and the Sandmeyer reaction, 0985
- conjugate addition, 1147
 with aldehydes or ketones, 1389
- heat of atomization, 0028
 of benzene, 0036
 of butadiene, 0039
- heat of combustion, 0029
 and alkene stability, 1497
 and cycloalkanes, table, 0225
 annulenes, 0091
 cis/trans isomers, 0186
- heat of hydrogenation, for benzene, 0037
- Heck reaction, 0793, 0891–0897
 and aryl silanes, 0897
 and arylodonium salts, 0896
 and diazonium salts, 0916, 0923
 and Meerwein arylation, 0924
 and microwaves, 0354, 0894
 and palladium, 0891–0897
 and vinyl organometallics, 0896
 and vinyl silanes, 0896
 and vinyltrifluoroborates, 0897
 enantioselective, 0894, 0895
 halogen-free, 0893
 homogeneous catalysts, 0893
 in aqueous media, 0893
 in ionic liquids, 0894
 in supercritical carbon dioxide, 0894, 0895
 in perfluorinated solvents, 0893
 intramolecular, 0892, 0895
 mechanism, 0894
 metal catalysts other than palladium, 0895, 0896
 on solid support, 0894
 phosphine-free and polymer-supported catalysts, 0893
 rearrangement, 0895
 regiochemistry, 0892
 stereospecific nature, 0895
 substituted alkenes, 0892
 with alkynes or allenes or dienes, 0892
 with arylboronic acids, 0896
- Heilbron's Dictionary of Organic Compounds*, 1885
- helical chirality, 0149, 0150
- helical chirality, also see chirality
- helicene, and chirality, 0149, 0150
- helix, and chirality, 0149, 0150
- Hell-Volhard-Zelenskii reaction, 0781
- hemiacetals, and acetal hydrolysis, 0524
 and formation of acetals, 1271
 conversion to ketones, 1620
 stability, 1272
- hemiaminals, 1281–1283
- hemiacarcarands, and cyclobutadiene, 0074
- hemimercaptals, 1278
- hemispherands, 0123
- Henkel reaction, 0747
- Henry reaction, 1357, 1358
- heptahelicene, and chirality, 0149
 and mechanical resolution, 0176
- heptalene derivatives, stability of, 0068
- heptalene, aromaticity and reactions, 0067, 0068
 and chirality, 0149, 0150
- Herndon model, 0057
- Hess-Schaad model, 0057
- hetarynes, 0862
- hetarynyum ions, 0675
- heteroaromatic compounds, and aromaticity, 0057, 0058, 0062
- heteroatom Diels-Alder, see Diels-Alder, heteroatom
- heteroatom functional groups, and Diels-Alder reaction, 1216
- heteroatom nucleophiles, conjugate addition, 1130
- heteroatom stabilized carbocations, 0248
- heteroatom vinylcyclopropane rearrangement, 1657
- heteroatoms, and allylic carbanions, 0641
 and benzylic carbanions, 0641
 and catenanes, 0132
 and crown ethers, 0121
 and hydrogen bonding, 0106
 and organometallics, 0809
 and the Pauson-Khand reaction, 1142
 conjugated to carbanions, 0253
 conjugation with carbocations, 0242
 in six-membered rings, 0209
 in the 2nd row, and the anomeric effect, 0211

- heterocycles, acylation, 0983
 addition of alkenes, 1088
 alkylation of, with organometallics, 0914
 alkylation, and Ziegler alkylation, 0913
 amination, 0915
 and Birch reduction, 1067
 and Chichibabin reaction, 0915
 and directed ortho metalation, 0912
 and Friedel-Crafts reactions, 0983
 and radical cyclization, 1129
 and Sonogashira coupling, 0904
 and Suzuki-Miyaura coupling, 0901
 and the Gomberg-Bachmann reaction, 0924
 and the Heck reaction, 0891
 arylation, 0881
 by alcoholysis of alkynes, 1038
 by aromatization, 1711
 by cyclotrimerization with metal carbenes, 1247
 carbalkoxylation, 0983
 carbonylation, 0909, 0910
 catalytic hydrogenation, 1066
 coupling with aryl halides, 0887
 Diels-Alder reactions, 1217
 electrophilic aromatic substitution, 0675
 from alkynes and alcohols, 1038
 lithiation, 0809
 nitration, 0687
 radical alkylation, 0982
 radical reaction with carboxylic acids, 0982
 reduction with metals in aqueous alcohols, 1069
 vicarious substitution, 0916
 with amide bases, 0915
 with Fenton's reagent, 0983
 with hydrazide anions, 0916
 heterocyclic amines, and diazo compounds, 0918
Heterocyclic Compounds, 1894
 heterocyclic compounds, and Friedel-Crafts acylation, 0720, 0721
 and tautomerism, 0105
 Friedel-Crafts alkylation, 0709
 Gatterman reaction, 0725
 halogenation of, 0701
 Reimer-Tiemann reaction, 0726
 heterogeneous catalysts, and hydrogenation, 1054
 heterogeneous Pauson-Khand reaction, 1142
 heterolytic bond cleavage, 0296
 heteropolytungstic acid, 0975
 hexahelicene, and strain, 0232
 hexahydroazepin-2-one, see caprolactam
 hexamethyldisilazane, with silyl halides, 0799
 hexamethyldisilazide, lithium, and the aldol reaction, 1343
 hexamethylenetetramine, amine alkylation, 0558
 and the Delépine reaction, 0558
 and the Duff reaction, 0727
 hexamethylphosphoramide, see HMPA
 hexamethylprismane, and photochemical [2 + 2]-cycloaddition, 1232
 HF, and hydrogen bonding, 0107
 in pyridine, formation of aryl fluorides, 0921
 with acyl halides or anhydrides, 1441
 HF-pyridine, and acetals or ketals, 0526
 HI, and hydrogen bonding, 0112
 cleavage of ethers, 0580
 with alkenes, 1029
 High Performance Liquid Chromatography, see HPLC
 high pressure mass spectrometry, see mass spectrometry
 high pressure, and activation volume, 0413
 and amines with lactams, 1438
 and Diels-Alder reactions, 0513, 1198
 and dipolar transition states, 0513
 and metal catalyzed conjugate addition of amines, 1130
 and partial molal volume, 0513
 and rate of diffusion, 0414
 and reactivity, 0413, 0512
 and steric hindrance, 0513
 and substitution reactions, 0442
 and the Claisen condensation, 0513
 and the Knoevenagel condensation, 0513, 1359
 and the Strecker synthesis, 1391
 and transition states, 0413, 0513
 and volume of activation, 0513
 high-dilution, and Friedel-Crafts cyclization, 0721
 higher order mixed organocuprate, 0602, 0603
 Highest Occupied Molecular Orbital, see HOMO
 hindrance, steric, see steric hindrance
 Hinsberg test, and sulfonamides, 1474
 hmim, ionic liquid, 0700
 HMO theory, benzene, 0037
 HMO, and cyclopropenyl anion, 0076
 HMPA, and aryl halides with alkoxides, 0871
 and dialkylamide bases, 0389
 and Grignard reagents, 0262
 and hydrogen bonds, 0109
 and Normant reagents, 1102
 and sodium cyanide, 0649
 HOBr, with alkenes, 1152
 HOCl, with alkenes, 1152
 Hoesch reaction, 0732
 HOF, and explosions, 1153
 Hoffmann-Löffler-Freytag reaction, 1695
 Hofmann degradation, 1522, 1523
 Hofmann elimination, 1500
 and the Sommelet-Hauser rearrangement, 0929
 and the Stevens rearrangement, 1623
 Hofmann exhaustive methylation, 1522
 Hofmann rearrangement, 1563, 1607
 mechanism, 0311, 1608
 Hofmann's rule, and acidity of β -hydrogens in elimination, 1499
 and dehydration of alcohols, 1514
 and elimination, 1498
 and Hofmann degradation, 1522

- and pyrolytic elimination, 1510
- Hofmann-Löffler reaction, 1695
and radical halogenation, 0958
mechanism, 1695
- Hofmann-Martius reaction, 0741
- HOI, with alkenes, 1152
- HOMO, and Diels-Alder reaction, 1195
and endo addition, 1214, 1215
and frontier orbital method, 1208
and tetraenes, 0045
overlap of orbitals in electrocyclic reactions, 1636
- homo-Brook rearrangement, 1701
- homo-Diels-Alder reaction, 1204
- homo-metathesis, 1684
- homoaldol reaction, and the Knoevenagel reaction, 1362
- homoallylic alkenes, 0451
- homoallylic carbocations, 0451
- homoanomeric interactions, 0209
- homoaromatic compounds, 0093, 0094
- homoaromatic, spherical, 0094
- homoazulenes, and aromaticity, 0082
- homoazulenes, X-ray, 0082
- homoconjugation, 0045
and carbocations, 0239
- homocoupling, of aryl halides, reagents for, 0887
- homocubene, 0233
- homodesmotic reactions, 0038
- homodienyl [1,5]-sigmatropic hydrogen shift, 1673
- homodienyl [1,5]shifts, 1653
and vinylcyclopropane rearrangement, 1658
- homodimerization, of alkenes, 0977
- homoenolate ion, 0256
- homofullerenes, 0095
- homogeneous reactions, and kinetics, 0315
- homogenous catalysts, and hydrogenation, 1054, 1055
- homogenous catalytic hydrogenation, mechanism, 1061
- homologation, addition to aldehydes or ketones, 1601, 1602
- homologation, by carbene insertion or carbenoids, 0803
of carboxylic esters, 1450
- homolytic mechanism, 0297
- [1,5]-homosigmatropic rearrangement, 1673
- Hooke's law, and molecular mechanics, 0214
- Horner-Emmons or Horner-Wadsworth-Emmons, see Wittig Horner
- horseradish peroxidase, oxidation of thioethers, 1782
- hosts, crown ethers in guest-host complexes, 0120
- hot spot, sonochemistry, 0350
- Houben-Hoesch reaction, see Hoesch reaction
- Houben-Weyl's Methoden der Organischen Chemie*, 1893
- HPLC, and annulenes, 0092
and enantiomeric catenanes, 0134
and enantiomeric purity, 0182
- HSAB principle, 0378
- HSAB, and carbonyl carbon, 0494
and enolate anions, 0380
and equilibrium, 0379
and nucleophiles, 0492
and polarizability, 0516
and substitution reactions, 0516
table of acids and bases, 0378
- Huang-Minlon modification, of Wolff-Kishner reduction, 1836
- Hückel aromaticity, 0091
- Hückel molecular orbital calculations, 0034, 0035
- Hückel's rule, 0073
and annulenes, 0079
and aromaticity, 0071, 0078
and cycloadditions, 1210
- Hückel-systems, allowed reactions, 1211
- Hund's rule, and aromaticity, 0072
and carbenes, 0284
and photochemistry, 0331
- Hünigs base, and addition of allylic halosilanes to aldehydes, 1323
- and the aldol reaction, 1346
and the Claisen condensation, 1453
- Hunsdiecker reaction, 0994-0996
and radicals, 0943
and the Simonini reaction, 0995
- Hurtley reaction, 0907
- hybrid orbitals, sp, sp², and sp³, 0008, 0009
- hybridization, 0007
and acidity, 0388
and allenes, 0148
and aromaticity, 0050
and bond angle, 0026
and bond distance, 0024, 0025
and bond energy, 0030, 0031
and bond rotation, 0196
and boron, 0008
and carbanion stability, 0254
and carbanions, 0257
and conformations, 0196
and cyclophanes, 0050
and inductive and field effects, 0022
and mercuric chloride, 0008
and PES spectra, 0014
and prismane, 0220
and radicals, 0276
and resonance energy, 0040
and S_N2, 0426
butadiene, 0039
diagonal, 0008
in ethyne, 0010
of carbon, 0008
of dienes, 0040
sp, 0009, 0010
trigonal, 0008
- hydrates, from aldehydes or ketones, and I strain, 1262
- hydration, differential, see differential hydration
- hydration, mercuric catalyzed
hydration of alkynes, mechanism, 1036
of aldehydes and ketones, 1262
of alkenes, 1032-1034
of alkynes, 1034, 1035
of allenes, 1037
of vinylidene nitriles, and cleavage, 1034
- hydrazide anions, and substitution of heterocycles, 0916

- hydrazides, acyl, with alcohols, 1422
 from alkenes, 1048
 from azodicarboxylates, 1048
 from hydrazines with esters, 1436
 hydrazine carboxylate, methyl ester, 0109
 hydrazine, and Wolff-Kishner reduction, 1835
 reaction with aldehydes or ketones, 1284
 with carboxylic esters, 1436
 with phthalimides, 0569
 hydrazine, phenyl, see phenylhydrazine
 hydrazine, tosyl, formation of allenes, 0769
 hydrazines, addition to alkenes, 1047
 arylation, 0881
 by Hofmann rearrangement with ureas, 1607
 by reductive alkylation of azo compounds, 1291
 oxidation to azo compounds, reagents, 1730
 reaction with oximes, 1285
 with aldehydes or ketones, 1284
 with nitrous acid, 0846, 1609
 hydrazo compounds, by reduction of nitro compounds, 1863
 reduction to amines, 1853
 hydrazobenzene, acid catalyzed rearrangement, 1678, 1679
 hydrazobenzenes, by reduction of nitro compounds, 1817
 hydrazoic acid, addition to enol ethers, 1053
 addition to Michael-type alkenes, 1052
 and aromatic compounds, 0693
 and the Schmidt reaction, 1611
 with alcohols, 0559
 with alcohols and alkenes, 1612
 hydrazones, addition of HCN, 1392
 addition of organometallics, 1335
 alkylation, 0633
 and the Fischer indole synthesis, 1674
 as derivatives, 1284
 aziridino, LDA induced elimination to cis alkenes, 1527
 dimethyl, alkylation, 0632
 dimethyl, with butyllithium, 0632
 from active methylene compounds, 0783
 from aryldiazonium salts, 0783
 from carboxylic acids, 0784
 from hydrazines and aldehydes or ketones, 1284
 from oximes, 1285
 halogenation of hydrazines, 1299
 hydrolysis, 1264
 Japp-Klingemann reaction, 0783
 oxidation to nitriles, 1731
 reagents for hydrolysis, 1265
 reduction to amines, 1811, 1820
 reduction to hydrocarbons, 1838
 reduction, mechanism, 1838
 tosyl, and Knoevenagel reaction, 1363
 tosyl, and the Bamford-Stevens reaction, 1527
 tosyl, and the Shapiro reaction, 1526
 tosyl, base induced elimination, 1526
 tosyl, suitable bases for elimination, 1527
 tosyl, with organolithium reagents, 1526
 unsubstituted, 1285
 with ketenes, 1465
 with Lewis acids, 1674
 hydrazonium salts, and anilines, 0693
 elimination to nitriles, 1547
 hydrazyl radicals, 0273
 hydride ions, and reduction, 1706
 hydride shifts, 1697
 1,3- and greater, 1572, 1573
 and silyl enol ethers formation, 0799
 transannular, 1697
 Wagner-Meerwein rearrangements, 1581
 hydride transfer, and oxidation-reduction, 1706
 and the Cannizzaro reaction, 1865
 hydride, lithium aluminum, and desulfurization, 1849
 and sterically hindered ketones, 1792
 reduction of acetals or ketals, 1832
 reduction of acyl halides, 1840
 reduction of aldehydes or ketones, 1792
 reduction of aldehydes or ketones, mechanism, 1804
 reduction of alkyl halides, 1824
 reduction of amides, 1841
 reduction of amides to aldehydes, 1810
 reduction of amine oxides, 1846
 reduction of azides, 1822
 reduction of carboxylic acids, 1806
 reduction of conjugated alkenes, 1070
 reduction of conjugated carbonyls, 1793
 reduction of epoxides, 1790
 reduction of esters to alcohols, 1807
 reduction of hydroperoxides, 1834
 reduction of imidazoles to aldehydes, 1811
 reduction of imines, 1811
 reduction of nitriles, 1813
 reduction of nitro compounds, 1817, 1863
 reduction of oximes, 1819
 reduction of propargyl halides, 1826
 reduction of sulfones, 1851
 reduction of tosylates, 1832
 with aluminum chloride, reduction of alcohols, 1829
 with aluminum chloride, reduction of ethers, 1832
 with chiral additives, 1802
 with epoxides, 1706
 with Lewis acids, reduction of ethers, 1839
 with quaternary ammonium salts, 1844
 with sulfonyl halides, 1850
 hydride, trialkyltin, and reduction of alkyl halides, 1825, 1826

- hydride, tributyltin, and AIBN, reduction of
 thiocarbonates, 1833
 and phenylboronic acid, reduction of aldehydes, 1798
 and radical cyclization, 1125, 1126
 and reduction of conjugated esters, 1072
 reduction of aldehydes, 1798
 with radicals, 0937
- hydrides, alkoxy, and reduction of nitriles, 1815
- hydrides, metal, see metal hydrides
- metal, reduction of boranes, 1628
 reduction of aldehydes or ketones, 1792–1805
 reduction of ketones, and Cram's rule, 1804
 tin, reduction of aldehydes or ketones, 1798
 tri-*tert*-butoxy, lithium, reduction of acyl halides, 1808
- hydroamination of alkenes, enantioselectivity, 1181
- hydroamination, of alkenes, metal catalyzed, 1181
- hydroboration, 1075–1082
 and amination of alkenes, 1050
 and enantioselective synthesis, 1080
 and ether solvents, 1075
 and functional groups, 1079
 and hydration of alkenes, 1034
 and oxidation of boranes, 1079
 and reduction of alkenes, 1063
 and reduction of alkynes to alkenes, 1064
 and steric effects, 1018
 and synthetic transformations, 1079
 and Wilkinson's catalyst, 1082
 cyclic, with dienes, 1081
 enantioselective, 1079, 1082
 mechanism, 1078
 of alkynes or dienes, 1081
 of norbornene, 1023
- hydrobromic acid, see HBr
- hydrocarbons, acidity, 0251
- alternant and nonalternant, 0069
- amination, 1757
 and chirality, 0152
 and guest-host interactions, 0127
 and the Kolbe reaction, 0993
 bond energy, 0028
 by deamination, reagents, 1843, 1844
 by decarboxylation, 0835
 by dehalogenation of alkyl halides, reagents, 1824
 by dehydroxylation of alcohols, reagents, 1829
 by desilylation of silanes, 1824
 by hydrogenation of thiophenes, 0991
 by metal catalyzed decarbonylation of aldehydes, 0997
 by reduction of alcohols, reagents, 1829
 by reduction of alkyl halides, reagents, 1824
 by reduction of amines, reagents, 1843, 1844
 by reduction of carboxylic acids, 1843
 by reduction of ethers, reagents, 1831
 by reduction of nitriles, 1843
 by reduction of silanes, 1824
 by reduction of sulfones, sulfoxides, thiols, thioethers, 1848, 1849
 coupling of boranes, 0989
 coupling of organocuprates, 0988
 deamination of amines, indirect methods, 1844
 dipole moments, 0096
 halosulfonation, 0973
 hydroxylation, 1750, 1751
 metal catalyzed coupling of Grignard reagents, 0987
 metal mediated carbonylation, 0824
 oxidation to alcohols, 1750
 oxidation to amines, 1757
 oxidation to hydroperoxides, 0967
 oxidation to peroxides, 0971
 oxidation to sulfonic acids, 1757
 photochemical reaction with nitriles, 0975
 radical coupling of carboxylate salts, 0992
- reagents, for oxidation to alcohols, 1751
 reduction of aldehydes or ketones, 1835
 reduction of thiocarbonates, 1833
 reductive cleavage of esters, 1833
 remote oxidation, 1761, 1762
 with acylperoxides, 0971
 with halogen and sulfur dioxide, 0973
 with hydroperoxides, 0971
 with oxygen, 0967
 with sulfur dichloride, 0974
- hydrocarboxylation, and nickel carbonyl, 1139
 and the Koch reaction, 1137
 metal catalyzed, mechanism, 1138
 of alkenes, 1136, 1138
 of alkynes, 1137, 1138
- hydrochloric acid, see HCl
- hydrocyanic acid, see HCN
- hydroformylation, and dicobalt octacarbonyl, 1146, 1147
 and the Tischenko reaction, 1146
 hydrogen abstraction, see abstraction
- hydrogen atom abstraction, 0347
- hydrogen atom transfer, and oxidation-reduction, 1706
- hydrogen atoms, and the Schrödinger equation, 0004
 and wave functions, 0004
 transannular shifts, 1578
- hydrogen bonding, 0106–0114
 and acidity, 0385
 and molecular recognition, 0124
 and pK, 0385
 and proton transfer, 0367
- hydrogen bonds, funtional groups and characteristics, 0106–0109, 0112, 0113
 and enol stabilization, 0772
 and guest-host interactions, 0124
 and X-ray crystallography, 0109
- hydrogen cyanide, see HCN
- hydrogen exchange, and cyclopropenyl derivatives, 0077
 coupling of alkenes, 0802

- hydrogen
 exchange, (*Continued*)
 electrophilic aromatic
 substitution, 0684
 in base, 0767
 in catalytic hydrogenation,
 1058
 in superacids, 0766
 mechanism, reactivity and
 structure, 0766
 with carbanions, 0759
 with carbocations, 0802
 hydrogen fluoride, see HF
 hydrogen peroxide, see peroxide
 hydrogen peroxide, and alkenes,
 1171
 and hydroxide, with boranes,
 1626
 and metal catalyst, Baeyer-
 Villiger rearrangement,
 1618
 and oxidation of thiols, 1780,
 1785
 oxidation of amines to amine
 oxides, 1779
 oxidation of carboxylic acids,
 1773
 [1,7]-hydrogen shifts,
 photochemical,
 antarafacial migrations,
 1652
 hydrogen shifts, and carbene
 rearrangements, 1579
 hydrogen sulfide, addition to
 alkenes, 1043
 with acyl halides, 1425
 with carbonyl compounds,
 1277
 hydrogen transfer, and radical
 cyclization, 1125, 1126
 and radicals, 0936
 [1,4]-hydrogen transfer, in
 radical cyclization, 1652
 hydrogen transfer, radical,
 0937
 hydrogen, as a neighboring
 group, 0467
 migrating group in
 rearrangements, 1567
 participation, solvolysis,
 0467
 sigmatropic migration in
 alkenes or dienes, 1648
 with amines and aldehydes or
 ketones, 1288–1291
 hydrogen-bond basicity, 0364
 hydrogen-bonding, acceleration
 of Diels-Alder, 1198
 hydrogen-deuterium exchange,
 0766
 hydrogen-lithium exchange,
 with aromatic compounds,
 0912
 hydrogen-metal exchange, and
 radicals, 0834
 hydrogen-transfer agent, and
 radicals, 1123
 hydrogen-tritium exchange,
 0766
 hydrogenation, catalytic, alkene
 selectivity, 1055
 and aromatization, 1709
 and bond rotation, 1061
 and chiral catalysts, 0171
 and cleavage of alkanes,
 0845
 and hydrogen exchange,
 1058
 and isomerization of alkenes,
 1058
 and metal complex
 formation, 1059
 and nanoparticles, 1055
 and poisoning, 1055
 and reduction of imines,
 1811
 and Rosenmund reduction,
 1808
 and steric effects, 1056
 and Wilkinson's catalyst,
 1054
 asymmetric catalysts, 1073
 catalyst types, 1054
 chiral catalysts, with imines
 or enamines, 1813
 chiral ligands, 1056
 conjugated compounds,
 enantioselectivity, 1072,
 1073
 enantioselectivity, 1054,
 1056, 1057, 1074
 functional group
 compatibility, 1054
 heterogeneous, mechanism,
 1059
 homogenous, mechanism,
 1061
 in ionic liquids, 1066
 ligands for enantioselectivity,
 1056
 of acyl halides, 1808
 of alcohols, 1829
 of aldehydes or ketones,
 1795
 of alkenes, 0043, 1053–1062,
 1057
 of alkyl halides, 1826
 of alkynes, 1065
 of alkynes, Rosenmund
 catalyst, 1057
 of allenes, 1058
 of aromatic compounds,
 1066
 of benzylic ethers, 0580
 of cyclopropanes, 1075
 of dienes, 1058
 of disulfides, 0990
 of enamines, 1049
 of heptalene, 0067
 of heterocycles, 1066
 of isocyanates, 1813
 of nitriles, 1814
 of nitro compounds, 1823
 of oximes, 1812
 of phenols, 1830
 of thioethers, 0990
 of thiols, 0990
 of thiophenes, 0991, 1849
 or aldehydes of ketones,
 mechanism, 1805
 poisoned catalyst, 1057
 poisons, 1055
 polymer-bound catalysts,
 1055
 reduction of amides, 1841
 reduction of hydroperoxides,
 1834
 selectivity with
 homogeneous catalysts,
 1055
 solvent effects, 1055
 sulfur compounds, 0990,
 0991
 surface and particle sites on
 the catalyst, 1060
 syn stereochemistry, 1058
 types of homogeneous
 catalysts, 1055
 with allenes, 1065
 hydrogenation, heat of, for
 benzene, 0037
in situ, and sodium
 borohydride, 1057
 transfer, 1066
 hydrogenolysis, cleavage of
 ethers, 0580
 hydrogenation of aromatic
 compounds, 1066
 of acyl halides, 1808
 of cyclopropanes, 1075
 hydrolysis, and the Gabriel
 synthesis, 0569
 hydrolysis, and the Grignard
 reaction, 1301
 hydrolysis, of acetals, 0523–
 0527
 of acetals, and hemiacetals,
 0524
 of alkoxides, 1804
 of alkyl halides, 0519

- of alkyl halides, rates, 0399
- of amides, 1407–1410
- of anhydrides, 1399
- of aryl Grignard reagents, 0751
- of aryl organolithium reagents, 0751
- of aryl organometallics, 0751
- of aryl oximes, 0930
- of C=N compounds, 1263–1265
- of carbamates, mechanism, 1406
- of carboxylic acid esters, and mechanism, 0406, 0407
- of carboxylic esters, 1400–1406
- of carboxylic esters, and malonic ester synthesis, 0623
- of chloroform, 0521
- of compounds, and microwaves, 1265
- of compounds, mechanism, 1265
- of cyanohydrins, 1268
- of diazoketones, 0522
- of dihalides, 0520
- of dithianes, 0638
- of dithioacetal, and dithioacetals, and reagents for, 1279–1280
- of dithioacetals, Corey-Seebach procedure, 1280
- of enol ethers, 0523, 1035
- of enolate anions, 0812
- of epoxides, 0528, 0529
- of esters, rates, 0399
- of ethers, 0533
- of Grignard reagents, and reduction of alkyl halides, 1828
- of hydrazones, and reagents for, 1264–1265
- of imines, 1263
- of iminium salts, 0732, 1266
- of inorganic esters, 0522
- of isocyanates, 1266
- of isocyanides, 1467
- of isothiocyanates, 1266
- of ketene dithioacetals, 0528
- of ketones, 1600
- of lactones, 1401
- of nitriles, 0648, 1268, 1269
- of nitro compounds, 1267
- of nitro compounds, and the Nef reaction, 1267
- of nitro compounds, reagents for, 1267, 1268
- of organolithium reagents, 0812
- of organometallic reagents, 0812
- of ortho esters, 0525
- of oxazolidines, 0643
- of oximes, 1264
- of phthalamic acid, 1259
- of phthalimides, 0569
- of Schiff bases, 1263
- of semicarbazones, 1264
- of sulfonic acid derivatives, 0522, 1472
- of thioacetals, 0526
- of thiocyanates, 1269
- of thioketals, 0526
- of trihalides, 0521
- of vinyl esters, 1401
- of vinyl ethers, labeling, 0528
- of vinyl ethers, mechanism, 0527
- hydrometallation, of alkynes, 1083
- hydroperoxide ions, with alkyl halides, 0544
- hydroperoxide radicals, bond dissociation energy, 0275
- hydroperoxide, alkyl, co-reagents, and epoxidation, 1175
- and alkenes, 1171
- from alkyl halides, 0544
- tert-butyl, and dihydroxylation of alkenes, 1162
- hydroperoxides, acid catalyzed rearrangement to ketones, 1620
- acyl, from anhydrides, 0545
- and ozonolysis of alkenes, 1739
- and singlet oxygen, 0969
- by autoxidation, 0967
- from organometallics, 0813
- oxidation of sulfoxides, mechanism, 1783
- oxidation of thioethers, mechanism, 1782
- reduction to alcohols, 1834
- hydrophobic acceleration, in water, 0414
- hydrophobic effects, and Diels Alder reactions, 1198
- hydroquinone, host for clathrates, 0127
- hydroquinones, by reduction of quinones, 1794
- hydrostannation, and sonochemistry, 0352
- of conjugated esters, 1074
- hydrosulfide anion, with aryl halides, 0874
- hydroxamic acids, from hydroxylamines and esters, 1436
- hydroxamic acids, O-acyl, and Lossen rearrangement, 1610
- hydroxamic acids, O-acyl, base catalyzed rearrangement, 1610
- hydroxide ion, and alkyl halides, 0519
- and Reimer-Tiemann reaction, 0726
- reaction with amides, 0397
- reaction with silanes, 0251
- with aryl halides, 0870
- with epoxides, and hydride shifts, 1697
- hydroxy-acids, by rearrangement of diketones, 1594
- elimination to alkenes, 1543
- esterification to from lactones, 1415
- from keto aldehydes, 1864
- hydroxy-aldehydes, by aldol reaction, 1339–1351
- by Mukaiyama aldol, 1351–1354
- with hydrazines, 1285
- hydroxy-alkyl halides, see halohydrins
- hydroxy-amides, from addition of amides to aldehydes, 1292
- hydroxy-amines, see amino-alcohols
- hydroxy-esters, by α -hydroxylation, 1753
- hydroxy-ethers, from epoxides, 0536
- oxidation to acetals, 0966
- hydroxy-halides, see halohydrins
- hydroxy-ketones, and the benzoin condensation, 1397
- by α -hydroxylation, 1753
- by α -hydroxylation of silyl enol ethers, 1755
- by α -ketol rearrangement, 1593
- by Mukaiyama aldol, 1351–1354
- by oxidation of alkenes, 1775

- hydroxy-ketones, (*Continued*)
 by the acyloin ester
 condensation, 1860
 and atropisomers, 0148
 by the aldol reaction,
 1339–1351
 by the benzoin condensation,
 1396
 formation of cyanoamines,
 0561
 from aldehydes and
 potassium cyanide, 1396
 from epoxy-ketones, 0529
 from imines and ketones,
 1349
 from metallated imines,
 1469
 from organolithium reagents
 with ketones, 1305
 reductive coupling of esters,
 1860
 with hydrazines, 1285
 hydroxy-nitriles, from epoxides,
 0649
 hydroxy-selenides, from
 epoxides, 0552
 hydroxy-sulfides, see
 hydroxy-thioethers
 hydroxy-thiols, from carbonyls,
 1277
 hydroxyalkylation, and
 Lederer-Manasse
 reaction, 0714
 aromatic compounds, 0713
 polymerization, 0714
 hydroxyamines, from alkenes,
 1180
 hydroxybenzyl silanes, Brook
 rearrangement, 1701
 hydroxyl(tosyloxy)iodo]
 benzene, 0695
 hydroxylamine O-sulfonic acid,
 formic acid and
 Beckmann rearrangement,
 1614
 hydroxylamine O-sulfonic acid,
 with organoboranes, 0822
 hydroxylamines, addition to
 alkenes, 1047
 and Stieglitz rearrangement,
 1617
 by Cope elimination, 1524
 by Meisenheimer
 rearrangement, 1623
 by oxidation of amines,
 reagents for, 1777
 by reduction of nitro
 compounds, and reagents,
 1817, 1818
 conjugate addition, 1131
 metal reduction to amines,
 1819
 oxidation to nitroso
 compounds, 1731
 reaction with aldehydes and
 formic acid, 1287
 with aldehydes or ketones,
 1286
 with carboxylic esters, 1436
 with hindered ketones, 1286
 with metal-salen complex,
 1547
 with organometallics, 0821
 α -hydroxylation, of allylic
 compounds, 1756
 of benzylic compounds,
 1755, 1756
 of carbonyl compounds,
 reagents, 1753
 of carboxylic esters,
 1752–1757
 of enolate anions, with
 sulfonyloxaziridines, 1754
 of ketones, 1752–1757
 of silyl enol ethers, 1755
 with dioxiranes, and
 enantioselectivity, 1754,
 1755
 with enzymes, 1756, 1757
 with oxaziridines,
 enantioselectivity, 1754
 hydroxylation, Boyland-Sims
 oxidation, 0734
 Elbs reaction, 0734
 of alkenes, 1032
 of aromatic compounds,
 0733, 0734
 of aryldiazonium salts, 0919
 of hydrocarbons, 1750, 1751
 of silanes, 0539
 hydroxymethylation, and
 Grignard reagents, 1305
 hydroxynitriles, alkylation,
 0633
 hydroxypyridine, and
 tautomerism, 0103
 hydroxy-silanes, for lithio-
 silanes and aldehydes or
 ketones, 1365
 hydroxysulfonylation, of
 alkenes, 1179
 hydroxysulfinamides, by
 Knoevenagel reaction,
 1360
 hydrozirconation, of alkenes,
 1083
 hyperconjugation, 0044,
 0095–0097
 and alkene stability, 1498
 and aromatic substitution,
 0670
 and carbanions stability,
 0255
 and carbocations, 0237–
 0239, 0325, 0326, 0483
 and dipole moment, 0096
 and diynes, 0040
 and elimination reactions,
 1498
 and isotopic effects, 0325,
 0326
 and no-bond resonance, 0097
 and radicals, 0270
 and resonance, 0238
 and solvolysis, 0325, 0326
 and temperature, 0326
 and the anomeric effect, 0210
 and the Baker-Nathan effect,
 0096, 0097
 and the tetrahedral
 mechanism, 0476
 canonical forms, 0096, 0097
 evidence against, 0097
 evidence for, 0097
 isovalent, 0098
 negative, 0210
 sacrificial, 0097
 hypervalent iodine, see iodine
 hypervalent iodine, with
 alkenes, 1153
 hypochlorite, sodium, and
 oxidative cleavage of
 cyclic ketones, 1736
 sodium, with organoboranes,
 0822
 hypochlorites, alkyl,
 decomposition to radicals,
 0935
 and radical halogenation of
 silanes, 0960
 sodium, with amines, 0849
 hypofluorite, acyl, with enolate
 anions, 0777
 hypofluorites, acetyl, 0705
 hypohalites, acyl, as an
 intermediate, 0996
 halogenation of aromatic
 compounds, 0702
 hypohalous acids, addition to
 alkynes, 1153
 with alkenes, 1152
 hypiodite, *tert*-butyl, and
 iodination of alkenes,
 0956
 hyponitrites, and addition to
 alkenes, 1134
 hydroperoxide, *tert*-butyl, and
 Sharpless asymmetric
 epoxidation, 1177

- hypophosphorus acid, and
reduction of
aryldiazonium salts, 1847
and resonance, 0053
and ylids, 0053
- hypostrophene, and Cope
rearrangements, 1666
- hypsochromic shift, 0333
- +I effect, 0020
- +I effects, arenium ions, 0667
- I effect, 0020
- I effects, arenium ions,
0667
- I strain, see strain
- IBr, or ICl with alkenes, 1151
- ideal gas, and hydrogen
bonding, 0111
- imidates, with ammonia or
amines, 1436
- imidazoles, acyl, 1418
- imidazoles, reduction to
aldehydes, 1811
- imidazolidinones, and Michael
addition, 1107
- imidazolium salts, ionic liquids,
0415
- imides, alkylation, 0570
by carboxylation of alkenes,
1144
conjugate addition, 1131
cyclic, amines and cyclic
anhydrides, 1429
from acyl halides and
amides, 1439
from isothiocyanates, 0730
metal catalyzed addition to
alkenes or alkynes, 1052
reaction with dihalosulfones,
1381
reduction to amines, 1842
with alcohols, 0570
- imidines, from dinitriles, 1296
- imido selenium compounds,
with alkenes, 0788
- imine-enamine tautomerism,
see tautomerism
- imines, addition of boronates or
boronic acids, 1334
addition of carbenes, 0289
addition of diazoacetates,
1183
addition of HCN, 1392
addition of organometallics,
enantioselectivity, 1331,
1332, 1335
addition of radicals, 1336
alkylation, 0632, 1291
and enamine salts, 0636
and hemiaminals, 1281
and tautomerism, 0104
as amino acid surrogates,
0632
by dehydrogenation of
amines, 1730
by oxidation of amines, 1767
by reduction of oximes,
reagents, 1821
 α -carbanions, with ketones,
1349
carbonylation, 0824
chiral, conjugate addition
(Michael addition), 1109
condensation with ketones,
1349
conjugate addition, 1130
cyclic, from cycloalkyl
azides, 1610
cyclic, from halo-nitriles and
organometallics, 1338
cycloaddition with ketenes or
thioketenes, 1464, 1465
Diels-Alder reaction, 1216
E/Z isomers, 0230
formation in ionic liquids,
1282
from alkyl azides, 1609
from amines and aldehydes
or ketones, 1281
from amines by
dehydrogenation, 1711
from Grignard reagents and
nitriles, 1338
from nitroso compounds,
0785
hydrolysis, 1263, 1767
 α -lithio, with ketones,
1349
Mannich reactions with enol
ethers, 1295
metal catalyzed addition of
allyl silanes, 1388
metal catalyzed addition of
diazoesters, 1337
metal mediated reaction with
halo esters, 1465
metallated, 1469
O-tosyl, base catalyzed
rearrangement to amino
ketones, 1605
oxidation to amides, 1732
phosphinyl, reduction, 1813
reduction by silanes, 1812
reduction to amines, 1812,
1813
strained bicyclic, 0230
tautomerism with enamines,
1048
tosyl, with ketones and
proton sponge, 1465
- imines, with carboxylic acids,
1465
with chlorosulfonyl
isocyanate, 1466
with Danishefsky's diene,
1217
with diazo ketones, and
microwaves, 1466
with ketene acetals, 1353
with organometallic
compounds, 1330-1334
with phosphorus ylids, 1379
with sulfur ylids, 1385
[2 + 2]-cycloaddition, 1221
- iminium ions, and
Eschenmoser's salts, 1294
hydrolysis, and mechanism,
1266
hydrolysis, and Stork
enamine reaction, 1266
protonolysis, 0247
- iminium salts, addition of
cyanide, 1392
amines with aldehydes or
ketones, 1284
and Hoesch reaction, 0732
and Pictet-Spengler reaction,
0716
Diels-Alder reaction, 1216
formation of aldehydes, 0725
formation of nitriles, 0733
fragmentation of amines,
1542
from aldehydes, 0716
from oxazines, 0643
from Stork enamine reaction,
0634, 0635
Gatterman-Koch reaction,
0725
hydrolysis, 0732
reduction to amines, 1812
with Grignard reagents, 1336
with Oxone, 1173
- imino esters, and Hoesch
reaction, 0732
and ketone formation, 0732
and the Chapman
rearrangement, 1697
and the Pinner synthesis,
1275
from amides and phosphorus
pentachloride, 1698
from nitriles and alcohols,
1275
hydrolysis, 1275
rearrangement to amides,
1697
- iminonitriles, from addition of
HCN to nitriles, 1393
- in-out isomerism, 0112, 0189

- inclusion compounds, 0126
and rotaxanes, 0134
thiourea, 0127
- indacene, and antiaromaticity, 0089
- indene, and the Heck reaction, 0892
- indene, pK_a , 0063
- Index Chemicus*, 1900
- Index to Scientific Reviews*, 1908
- indicators, and acidity scales, 0369, 0370
- indoles, addition of carbenes, 1240
and addition of alkenes, 1088
and Friedel-Crafts acylation, 0721
and Suzuki-Miyaura coupling, 0901
by Fischer indole synthesis, 1674
by radical cyclization, 1128
catalytic hydrogenation, 1067
from alkynes and hydrazines, 1049
from hydrazones, 1674
in the Reimer-Tiemann reaction, 0726
- indolizines, metal catalyzed coupling with aryl halides, 0887
- indolones, and radical cyclization, 1127
and Birch reduction, 1067
- inductive destabilization of groups, 0484
- inductive effects, 0019, 0020, 0022
- infrared, see IR
- Ing-Manske procedure, 0569
- inhibitors, and radicals, 0938
- initiators, Grignard reagents, 0830
radical, azobis compounds, 1124
- inorganic esters, with alkoxides, 0532
- insertion reactions, and nitrenes, 0294
- insertion reactions, carbenes, 0289
- insertion, and carbenoids, 0807
and carbocations, 0803
and carbonylnitrenes, 0790
and organozinc compounds, 0807
C-H, with dimethyldioxirane, 1172
- carbene, 0290, 0803–0806, 1234
- carbene, and ring expansion, 0805
- diazocarbonyl compounds, 0804, 0805
- direct, and carbenes, 0807
- intramolecular, 0804
- methylene, 0803
- nitrene, 0789–0790
- nitrene, formation of carbamates, 0790
- inter-halogen compounds, with alkenes, 1149
- interfacial mechanism, 0510
- interlocked catenanes, 0133
- intermediates, and free energy, 0305
and IR, NMR or Raman, 0312
and mechanism, 0311
bridges, and aryl migration in carbocations, 1577
- cyclic, addition of bromine to dienes, 1014
- detection of, 0312
- Friedel-Crafts alkylation, 0710
- isolation of, 0312
- radical, 0312
- radicals, and CIDNP, 0269, 0312, 0270
- reaction, 0304
- trapping, 0313
- internal nucleophilic substitution, see substitution, S_Ni
- internal return, 0439
- internal strain, see strain, I
- International Union of Pure and Applied Chemistry, see IUPAC
- intersystem crossing, 0339
- intimate ion pairs, 0437, 0470
- intramolecular, addition, alcohols to alkenes, 1037
aldol reaction, 1349
aldol reaction, acid catalyzed, 1350
Baylis-Hillman reaction, 1325
carbene insertion, 0805
cyclotrimerization, 1244
Diels-Alder reactions, 1204
elimination, 1507
Friedel-Crafts alkylation, 0706
Gomberg-Bachmann reaction, 0925
Grignard reactions, 1303
- insertion, 0804
McMurry coupling, 1859
Michael addition, 1109
Mukaiyama aldol, 1353
Paterno-Büchi reaction, 1464
photochemical [2 + 2]-cycloaddition, 1230
pinacol coupling, 1856
proton-transfer, 0367
reactions, Scholl reaction, 0718
rearrangement, photochemical, 0345
Schmidt reaction, 1612
silicon-tethered Heck reaction, 0895
Thorpe reaction, 1387
Wittig reaction, 1378
Wittig-Horner, 1376
[3 + 2]-cycloaddition, 1191
- intrinsic barrier, 0310
- intrinsic free energy, 0309
- inverse electron demand, Diels-Alder reactions, 1207
- inverse isotope effects, 0324
- inversion barrier, buckybowls, 0095
- inversion of configuration, and addition reactions, 1020
and radicals, 0939
of phosphorus, 0191
- inversion, and azide ion, 0443
and chlorination of alcohols, 0469
and S_N2 , 0428
and solvolysis, 0443
bowl-to-bowl, 0095
pyramidal, 0142–0144
pyramidal, and carbanions, 0257
- iodide, radioactive, and S_N2 , 0429
- iodide, sodium, and chloramine-T, 0921
- iodides, aryl, from aryl diazonium salts, 0985
aryl, from aryldiazonium salts, 0920
Finkelstein reaction, 0574, 0575
- iodination reagents, 0703, 0704
- iodination, of aromatic compounds, 0703
- iodine azide, addition to alkenes, 1159
- iodine, and alkenes, 1149
and $Ph(OAc)_2$, 0956

- and Dess-Martin periodinane, 1723
- and iodoxybenzoic acid, 1723
- and lactone formation, 0541
- and oxidation of alcohols, 1723, 1724
- light and radical formation, 0956
- iodo-aldehydes, and radical cyclization, 1129
- iodo-ketones, and radical cyclization, 1129
- iodoacetyl addition, to alkenes, 1154
- iodoaniline, complex with cyclodextrins, 0130
- iodocyclopentane, reaction with silver perchlorate, 0077
- iodolactamization, 1156
- iodolactonization, 1128, 1155
- iodonium ions, addition of iodo azide to alkenes, 1159
- iodonium salts, and Sonogashira coupling, 0905
- aryl, and S_N1 reactions, 0857
- aryl, and the Heck reaction, 0896
- aryl, with trifluoroborates, 0890
- with alkynes, 0905
- iodosobenzene, with sodium azide, 1182
- iodoxybenzoic acid, and oxidation of alcohols, 1723
- ion exchange resins, and sodium tetroxide, 1163
- ion pair mechanism, 0441
- and E1 reactions, 1488
- ion pairing, and anti- or syn-elimination, 1486
- ion pairs, allylic carbocations, 0470
- and E1 reactions, 1488
- and Friedel-Crafts acylation, 0722
- and internal return, 0437
- and isotope labeling, 0438
- and MO calculations, 0440
- and ozonolysis, 1738, 1739
- and phase transfer catalysis, 0511
- and S_N1 reactions, 0438
- and S_N1' reactions, 0470
- and S_Ni' reactions, 0472
- and solvent effects, 0236
- and stereochemistry, 0439
- and the Criegee mechanism, 1738, 1739
- and the S_N1 mechanism, 0436
- carbanion, and E1cB reactions, 1493
- contact, 0437
- intimate, 0437, 0470
- Sneen's ion pair mechanism, 0764
- solvent separated, 0440, 0759
- tight, 0437
- ions, bridged, see bridged
- ion-dipole interactions, 0124
- ion-radical pairs, and S_NAr reactions, 0857
- ionic bonds, and hard acids and bases, 0378
- ionic configuration, and bond energy, 0031
- ionic liquids, 0415
- acyl addition of allyltin compounds, 1314
- addition of haloamines to alkenes, 1157
- addition of organometallics to imines, 1332
- aluminum chloride-butylpyridinium, 1675
- and acidity, 0369
- BACIm, 1264
- ionic liquids, and acylation of amines, 1429
- and addition of aldehydes to alkenes, 1136
- and addition of organometallics to carbonyls, 1310
- and alkene metathesis, 1684
- and amines with aryl halides, 0876
- and aryl halides with phenols, 0873
- and aziridination of alkenes, 1185
- and carboxylate salt alkylation, 0540
- and catalytic hydrogenation, 1066
- and cleavage of ethers, 0580
- and conjugate addition, 1107
- and conjugate addition of amides, 1132
- and cyclization of alkenes to alkanes, 1085
- and Diels Alder reactions, 1199
- and dihydroxylation, 0416, 1163
- and epoxidation, 1172
- and epoxide halogenation, 0584
- and esterification, 1415
- and ether formation, 0529
- and formation of aryl sulfones, 0697
- and formation of biaryls, 0887
- and formation of cyanohydrins, 1389, 1390
- and formation of enamines, 1284
- and formation of imines, 1282
- and formation of oximes, 1286
- and Friedel-Crafts acylation, 0720, 0721
- and Friedel-Crafts alkylation, 0706
- and halogenation of alkenes, 1150
- and halogenation of aromatic compounds, 0700
- and homocoupling or aryl halides, 0887
- and hydrogenation of conjugated acids, 1074
- and hydrolysis of C=N compounds, 1264
- and Mannich reactions, 1295
- and metal catalyzed arylation of amines, 0878
- and metal catalyzed coupling of allylic esters, 0611
- and metal sulfonates with organometallics, 0612
- and Michael reactions, 1107
- and microwave reactions, 0416
- and nitration of aromatic compounds, 0687, 0688
- and organometallic coupling, 0606
- and oxidation of alcohols, 0416, 1724
- and phosphonium tosylates, 1199
- and pyrrole alkylation, 0557
- and reactions of sulfur ylids, 1387
- and reduction of aldehydes or ketones, 1800
- and reductive alkylation, 1291
- and Robinson annulation, 1350
- and Sonogashira coupling, 0905

- ionic liquids, (*Continued*)
 and Suzuki-Miyaura coupling, 0900
 and TEMPO oxidation of alcohols, 1723
 and the aldol reaction, 1342
 and the Baeyer-Villiger rearrangement, 1618
 and the Baylis-Hillman reaction, 1324
 and the Beckmann rearrangement, 1614
 and the Bischler-Napieralski reaction, 0716
 and the Dakin reaction, 1747
 and the ene reaction, 1105
 and the Fischer indole synthesis, 1675
 and the Fries rearrangement, 0736
 and the Glaser reaction, 0979
 and the Heck reaction, 0894
 and the Henry reaction, 1357
 and the Knoevenagel reaction, 1359
 and the Pechmann condensation, 0713
 and the Rosenmund-von Braun reaction, 0885
 and the Williamson reaction, 0529
 and thiirane formation, 0552
 and transesterification, 1421
 aza-Diels-Alder reactions, 1217
- ionic liquids, bbim, 0894
 bmiI, 0873, 0885
- ionic liquids, bmim, 0416, 0697, 0699, 0700, 0713, 0716, 0720, 0872, 0876, 0887, 0894, 0900, 0900, 0905, 0979, 1066, 1074, 1074, 1085, 1107, 1132, 1136, 1150, 1157, 1163, 1172, 1185, 1199, 1284, 1286, 1291, 1295, 1310, 1314, 1332, 1342, 1359, 1387, 1389, 1390, 1429, 1618, 1684, 1723, 1724, 1747, 1762, 1800
- ionic liquids, BPy (i.e., butylpyridinium), 1614
 chiral, 1324
 chloraluminates, 1199
 diarylimidazolium salts, 0878
 DiBuIm, 0416, 1199
- dodecyltrihexylphosphonium chloride, 0900
 emim, 0706, 1163
 emimCl, 0720
 HBuIm, 0416, 1199
 hmim, 0700
 imidazolium salts, 0415
 α -oxidation of ketones, 1762
 pyridinium salts, 0415, 1199
 TMG Lac (tetramethylguanidinium lactate), 1357
- ionic solvents, see ionic liquids
 ionic solvents, also see solvents
 ionic strength, S_N1 and rate of reaction, 0434
- ionization potential, 0012
 alkenes and addition reactions, 1018
 and hardness, 0377
- ionization, and carbocation formation, 0247
 and carboxylic acids, 0394
 and S_N1 reactions, 0432
 and superacids, 0436
 and the S_E1 mechanism, 0758
- chlorotriphenylmethane, 0240
 of diazonium compounds to carbocations, 0247
 of protonated alcohols to carbocations, 0247
 rate, and azide ions, 0442
 rate, of sulfonate esters, 0504
- ionizing power of solvents, 0506
- ions, and rearrangement, leakage, 1572
 and rearrangements, 1572
 as guests in crown ethers, 0123
 binding by crown ethers, 0120
 bridged, see bridged ions
 nitrenium, singlet and triplet, 0295
 radical, see radical ions
- ipso attack, 0671
 aryl radicals, 0951
 electrophilic aromatic substitution, 0679
- ipso carbon and S_NAr mechanism, 0854
- ipso position, definition, 0672
- ipso substitution, and the Wallach rearrangement, 1699
- IR (infrared), and arynes, 0861
 and carbenes, 0285
- and carbocations, 0236, 0245
 and conformations, 0196
 and Friedel-Craft acylation, 0723
 and hydrogen bonding, 0110, 0113
 and intermediates, 0312
 and strained aromatic compounds, 0230, 0231
 ethanium ion, 0766
 methyl radical, 0276
 of methane, 0012
 step-scan time-resolved, 0266
- Ireland-Claisen rearrangement, 1671
- iron carbenes, 1236
- iron compounds, and acetal cleavage, 0526, 0527
- iron pentacarbonyl, with Grignard reagents, 0823, 0910
 with organolithium reagents, 0910
- iron, and metallocenes, 0067
- isobutane, and superacids, 0237
 bond energy, 0028
- isocyanate ion, formation of isocyanates, 0573
 with alkyl halides, 0514
 with aromatic compounds, 0729
- isocyanate, chlorosulfonyl, reactions, 1466
- isocyanates, addition of alcohols, 1274
 addition of amines, 1295, 1296
 and formation of amides, 0729
 by carbonylation of azides, 0851
 by Hofmann rearrangement, 1607
 by Lossen rearrangement, 1610
 by rearrangement of acyl nitrenes, 1561
 by the Curtius rearrangement, 1609
 by the Schmidt reaction, 1611
 by thermolysis of acyl azide, 1608
- carbonylation of amines, 0851
 catalytic hydrogenation of formamides, 1813
 dioxirane oxidation to nitro compounds, 1778

- from alkyl halides, 0573
 from alkyl halides and isocyanate, 0514
 from amides and hypohalites, 1607
 from amines and phosgene, 1427
 from carboxylic acids and hydrazoic acids, 1611
 from isocyanate ion, 0573
 from nitrile oxide, 1700
 from O-acyl hydroxamic acids, 1610
 hydrolysis, 1266, 1607, 1609–1611
 reaction with carbamates, 1274
 reduction to amines, 1823
 with Grignard reagents, 1337, 1338
 with oxetanes, 1275
 with phosphine oxides, 1461
 with phosphorus ylids, 1379
 isocyanides, also see isonitriles
 isocyanides, acid catalyzed hydrolysis, mechanism, 1467
 addition of water, 1467
 addition reactions, 1466 and the Knoevenagel reaction, 1361
 from alkenes, trimethylsilyl cyanide and silver salts, 1148
 from epoxides or oxetanes, 0568
 hydrolysis, 1467
 with Grignard reagents or organolithium reagents, 1469
 with Schwartz's reagent, 1148
 isodesmic reactions, 0038
 isoinversion, 0760
 isolation, of intermediates, 0312
 isomer distributions, electrophilic aromatic substitution, 0678
 isomer, conformational, and conformer, 0196
 dextro, 0138
 valence bond, 0186
 isomerism, see isomers
 isomerism, in-out, 0112 and carbocations, 0113
 isomerization, alkenes, allylic-propenyl, 1028 and biphenyls, 0748
 cis-trans, and isotope effects, 0326
 cis-trans, mechanism, 0312
 cis/trans, of alkenes, and epoxidation, 1174
 cis/trans, photochemical, 0346
 E/Z, azo compounds, 0692
 of alkenes, in catalytic hydrogenation, 1058
 of alkenes, via boranes, 0771
 of alkyl boranes, 1533
 of aryl triazenes, 0692
 of carbenes, 0285
 photochemical, cyclooctene, 0346
 thermal, dibenzosemibullvalenes, 0347
 isomers, and configuration, 0195
 and the 2ⁿ rule, 0183, 0187
 cis/trans, and silicon, 0011
 cis/trans, and steric hindrance, 0186
 cis/trans, 0148, 0182
 cis/trans, and conformations, 0201
 cis/trans, and cyclohexene, 1640
 cis/trans, and cyclooctene, 0184
 cis/trans, and diastereomers, 0182
 cis/trans, and elimination reactions, 1501
 cis/trans, and monocyclic compounds, 0186, 0187
 cis/trans, and restricted rotation, 0232
 cis/trans, and stability, 0227
 cis/trans, fused ring systems, 0188
 cis/trans, heat of combustion, 0186
 cis/trans, isomerization of triazenes, 1029
 E/Z, and carbon-heterocycle double bonds, 0183
 E/Z, and radicals, 0272
 E/Z, and strained bicyclic imines, 0230
 E/Z, Cahn-Ingold-Prelog system, 0183
 E/Z, isomerization of alkenes, 1028
 E/Z, photochemical isomerization of alkenes, 1028, 1029
 E/Z, radical induced isomerization, 1029
 E/Z, selectivity in the Wittig reaction, 1376, 1377
 exo/endo, and radical cyclization, 1127
 fluxional, 0186
 in-out, and proton transfer, 0368
 levo, 0138
 of amides, 0184
 of rotaxanes, 0132
 out-in, 0189–0191
 positional, isomerization of alkenes, 1028
r symbol, 0187
 syn/anti, and the aldol reaction, 1345, 1346
 syn/anti, from reaction at carbonyls, 1252
t symbol, 0187
 valence, and [2 + 2]-cycloaddition, 1233
 isonitriles, also see isocyanides
 isonitriles, and cyanide ion, 0648
 dehydration of amides, reagents for, 1550
 from amines, 0567
 from chloroform, 0567
 isopentane, bond energy, 0029
 isopropylation, benzene, rate and product distribution, 0680
 toluene, rate and product distribution, 0680
 isopropylolithium, and X-ray, 0262
 isoquinolines, Bischler-Napieralski reaction, 0715, 0716
 by cyclotrimerization of diynes, 1245
 Friedel-Crafts cyclization, 0715, 0716
 from imines, 1049
 from nitrilium ions, 0716
 Pictet-Spengler reaction, 0716
 isoracemization, 0760
 isoselenoureas, 1297
 isothiocyanate ion, formation of isothiocyanate ions, 0573
 from isothiocyanate ion, 0573

- isothiocyanates, addition to
alkenes, 1157
cyclization, 0730
formation of thioamides,
0730
from addition of amines to
carbon disulfide, 1297
from alkyl halides, 0573
from amines and
thiophosgene, 1428
from dithiocarbamic acid
salts, 1297
hydrolysis, 1266
reduction to amines, 1823
reduction to thioformamides,
1813
- isothiuronium salt, from
thiourea, 0548
- isotope effects, and
carbocations, 0238
and cis-trans isomerization,
0326
and Grignard reactions, 1308
and hyperconjugation, 0325,
0326
and mechanism, 0322, 0323
and NMR, 0324
and phenonium ions, 0459
and temperature, 0326
and the Chugaev reaction,
1521
and the S_N2 reaction, 0326
arenium ions, 0659
Baeyer-Villiger
rearrangement, 1619
calculations, 0324
deuterium, 0322, 0323, 0324
deuterium ion, 0661
deuterium, and dissociation
energy, 0323
deuterium, and E1cB
reactions, 1491
deuterium, and E2 reactions,
1484
E2 reactions, 1479
E¹ reactions, 1509
enol formation, 0774
in the Diels-Alder reaction,
1206
inverse, 0324
partitioning effect, 0659,
0660
 S_E1 mechanism, 0758
secondary, 0325, 0326,
0327
solvent, 0327
- isotope exchange, rate, with
carbanions, 0760
- isotopes, and acetal hydrolysis,
0524, 0525
- and alkynyl carbocations,
0477
and ion pairs, 0438
and S_N2 reactions, 0429
and solvolysis, 0438
secondary isotope effect in
substitution reactions,
0488
- isotopic dilution, and
enantiomeric purity, 0182
- isotopic effect, and bridged
radicals, 0943
- isotopic labeling, alkynes, 0477
amide hydrolysis, 1410
and aromatic S_N1 reactions,
0859
and aromaticity, 0065
and carbene insertion, 0806
and chirality, 0152
and Claisen rearrangement,
1668, 1669
and cyanogen bromide, 0314
and enolizable protons, 0775
and Fischer indoles synthesis,
1675
and Friedel-Crafts acylation,
0722
and hydration of aldehydes
and ketones, 1262
and hydrolysis of esters, 1404
and mechanism, 0314
and NMR, 0314
and ozonolysis of alkenes,
1741
and radical rearrangements,
1575
and reduction of sulfoxides,
1851
and reverse Friedel-Crafts
alkylation, 0744
and the benzyne mechanism,
0859
and the Stevens
rearrangement, 1621
and the tetrahedral
mechanism, 1256
benzidine rearrangement,
1680
Favorskii rearrangement,
1596
Friedel-Crafts alkylation,
0712
halogenation of alkenes,
1004
Kolbe-Schmidt reaction,
0729
phosphine oxides with
isocyanates, 1461
rearrangement of N-
nitroanilines, 0738
- Wolff rearrangement,
1600
- isovalent hyperconjugation,
0098
- IUPAC and nomenclature of
carbocations, 0235
and spectroscopy, 0012
mechanisms, and carbenes,
0500
mechanisms, and diazonium
salts, 0500
mechanisms, substitution
reactions, 0496
nomenclature, addition-
elimination mechanism,
0474
nomenclature, for
transformations, 0418
nomenclature, mechanisms,
0420
nomenclature, S_N1' , 0469
nomenclature, S_Ni , 0468
terminology for acids and
bases, 0356
- Jablonski diagram, 0337
- Jacobsen reaction, 0747
and rearrangement, 0748
- Jacobsen-Katsuki epoxidation,
1178
- Japp-Klingemann reaction,
0783
- Johnson polyene cyclization,
1090
- Jones reagent, and oxidation of
alcohols, 1716
- Journal of Synthetic Methods*,
1893
- journals, how to locate articles,
1909
irregular publications, 1890
literature, 1871–1875
reviews, 1889
- Julia-Colonna epoxidation,
1176
- Kamlet reaction, 1357
- Kamlet reaction, see Henry
reaction
- Katritzky pyrylium-pyridinium
method, 0542
alkylation of nitro
compounds, 0626
and alkyl halides, 0586
and thiocyanates, 0554
- KBr, and zeolites, halogenation
of aromatic compounds,
0700
- Kekulé structures, and
polyacenes, 0061

- kekulene, and NMR, 0087
 ketal formation, mechanism, 1271
 ketals, and transacetalization, 1272
 as protecting groups, 1271
 dimerization, 0618
 elimination, to vinyl ethers, 1517
 from alcohols and ketones, 1270
 reduction, 1832
 ketene acetals, silyl, and conjugated ketones, 1353
 silyl, conjugate addition, 1121
 ketene acetals, with mines, 1353
 ketene dithioacetals, hydrolysis, 0528
 ketenes, addition of acids HX, 1031
 addition of alcohols and phenols, 1040
 addition of carboxylic acids, 1042
 addition reactions, 1031
 amination, 1050
 and enamine acylation, 0636
 and formation of carbenes, 0288
 and Friedel-Crafts acylation, 0719
 and hydrolysis of carbamates, 1406
 and the Diels-Alder reaction, 1196
 by base induced elimination of acyl halides, 1532
 by dehydration of carboxylic acids, 1514
 cycloaddition to carbonyls, enantioselectivity, 1462
 cycloaddition with imines, 1464, 1465
 dimerization, 1228, 1463
 from acyl carbenes, 0291
 from carbenes, 0291
 from the Wolff rearrangement, 1600
 hydrolysis, 1600
 metal catalyzed
 cycloaddition with carbonyls, 1462
 metal induced
 dehalogenation of acyl halides, 1540
 orbital overlap in [2 + 2]-cycloaddition, 1225
 photolysis, 0345, 0806
 silyl, and Claisen rearrangement, 1671
 via Wolff rearrangement, 0291
 with aldehydes or ketones, 1040
 with cyclopentadiene, orbital overlap in [2 + 2]-cycloadditions, 1227
 with hydrazones, 1465
 with phosphorus ylids, 1379
 [2 + 2]-cycloaddition, 1221, 1222, 1226
 ketenimines, amination, 1050
 by dehydration of amides, 1515
 ketimines, also see imines
 α -ketol rearrangement, 1593
 keto-acids, allyl esters, and Kimel-Cope rearrangement, 1670
 allylic esters, Carroll rearrangement, 1670
 allylic esters, Claisen rearrangement, 1670
 and decarboxylation, 0838
 and Friedel-Crafts acylation, 0722
 by indirect carboxylation, 1367
 decarboxylation, 0837
 from ketones with metal carbonates, 1367
 from metalated imines, 1469
 metal catalyzed
 decarboxylative allylation, 0996
 oxidative cleavage of cyclic alkenes, 1743
 keto-aldehydes, and aliphatic Vilsmeier reaction, 0797
 Cannizzaro reaction to hydroxy acids, 1864
 keto-amides, and Friedel-Crafts acylation, 0719
 from amide-acids and organolithium reagents, 1447
 keto-enol tautomerism, see tautomerism
 keto-esters, and acetoacetic acid synthesis, 0624
 base catalyzed condensation of esters, 1452
 by the Reformatsky reaction, 1328
 cleavage with base, 0841
 cyclic, Dieckmann condensation, 1453
 decarboxylation, 0839
 from aldehydes, 0800
 from carboxylic acid dianions and esters, 1456
 from diazoesters, 0800
 from ketones and diazoesters, 1603
 McMurry reaction to give cyclic ketones, 1859
 with boric anhydride, 0839
 with hydrazines, 1285
 keto-nitriles, by the Thorpe reaction, 1387
 from esters and nitriles, 1455
 keto-sulfones, alkylation, 0624, 0632
 keto-sulfoxides, alkylation, 0632
 keto-ylids, and resonance, 1371
 ketones, acid catalyzed rearrangement, 1592
 α -acyloxylation, 0972
 ketones, addition of alcohols, 1270
 addition of allylic boranes, 1319
 addition of dialkylzinc reagents, 1310, 1311
 addition of diazomethane, 1601, 1602
 addition of Grignard reagents, mechanism, 1307
 addition of organolithium reagents, mechanism, 1308
 addition of organometallics, 1309–1311
 addition of thiols, 1277, 1278
 addition of water, 1262
 ketones, aldol condensation with aldehydes, 1344
 alkylation, 0626
 alkylation, Stork enamine synthesis, 0635
 alkynyl, see alkyne-ketones
 amphiprotic properties, 0772
 ketones, and Baeyer-Villiger rearrangement, 1617
 and bisulfite addition products, 1280
 and carbanions, 0265
 and Claisen reaction, 1355
 and Collman's reagent, 0650
 and cyclodehydration, 0715
 and Dakin-West reaction, 0841
 and formation of amins, 1283
 and Haworth reaction, 0722
 and hemiaminals, 1281

- ketones, and Baeyer-Villiger rearrangement, (Continued)
 and Japp-Klingemann reaction, 0783
 and McMurry reaction, 1859
 and Peterson alkenylation, 1365
 and reagents for hydrolysis of C=N compounds, 1264, 1265
 and tautomerism, 0098
 and the aldol reaction, 1339–1351
 and the Claisen-Schmidt reaction, 1343, 1344
 and the Haller-Bauer reaction, 0844
 and the Knoevenagel reaction, 1358
 and the Mannich reaction, 1292
 and the Mukaiyama aldol, 1351–1354
 and the Paterno-Büchi reaction, 1463
 and the Reformatsky reaction, 1326
 and the Strecker synthesis, 1391
 and the Willgerodt reaction, 1867
 and Tollens' reagent, 1368
- ketones, aryl, and imino esters, 0732
 aryl, Friedel-Crafts acylation, 0719
 aryl, from carboxylic acids, 0719
 aryl, from nitriles, 0732
 aryl, Hoesch reaction, 0732
 aryls, from acyl halides, 0719
 aryls, from aromatic compounds, 0719
 base catalyzed addition to carbon disulfide, 1368
 base cleavage, strain and steric effects, 0843
 bicyclic conjugated, and Robinson annulation, 1350
 bicyclic, and thermal extrusion of carbon monoxide, 1545
 bicyclic, by metal catalyzed carbonylation of alkynes, 1140
- ketones, by acetoacetic acid synthesis, 0624
 by acid catalyzed rearrangement of epoxides, 1587
 by addition of aldehydes to alkenes, 1135
 by carbonylation of aryl halides, 0910
 by DMSO-type oxidation of alcohols, 1721
 by Fries rearrangement, 0735
 by Fukuyama coupling, 1450
 by hydration of alkynes, 1035
 by hydration of allenes, 1037
 by hydrolysis of alkoxides, 1804
 by hydrolysis of C=N compounds, 1263
 by hydrolysis of enol ethers, 1035
 by hydrolysis of imines, 1767
 by hydrolysis of oximes, 0986
 by Oppenauer oxidation, 1721
 by oxidation of alcohols, 1715–1728
 by oxidation of alkenes, 1773–1775
 by oxidation of amines, 1767
 by oxidation of vinylboranes, 1631
 by oxidative cleavage of alkenes, 1742
 by oxidative cleavage of diols, 1732–1735
 by ozonolysis of alkenes, 1737
 by pyrolysis of allylic ethers, 1552
 by rearrangements of hydroperoxide, 1620
 by the Nef reaction, 1267
 by the Wacker process, 1774
- ketones, catalytic hydrogenation, 1795
 catalytic hydrogenation, mechanism, 1805
 chemoselective reducing agents, 1794
 chiral, 0775
 chloro, see chloroketones
 cleavage, haloform reaction, 0842
 cleavage, with base, 0841–0844
 cleavage, with halogen, 0842
 condensation, see aldol condensation with esters, 1355, 1455
 condensation with imines, 1349
 ketones, conjugated, also see conjugated compounds
 ketones, conjugated, α -acyloxylation, 0972
 and enolate anions, 0631
 and Nazarov cyclization, 1095
 and organolithium reagents, 1302
 and the aldol reaction, 1339–1351
 and the Meyer-Schuster rearrangement, 0473
 by α -oxidation of alkenes, 1759
 by carbonylation of alkynes, 1141
 by hydrogenation of phenols, 1067
 by Pauson-Khand reaction, 1141
 carbonylation, 1143
 from acyl halides, 0796
 from alkenes, 0796
 from allenes, 0472
 from haloketones, 0796
 from selenoalkyl ketones, 0792
 from Weinreb amides, 1448
 halogenation, 0780
 halogenation, and the Dess-Martin periodinane, 0780
 proton acidity, 0633
 reagents for conjugate reduction, 1071
 reduction with enzymes and reductases, 1074
 with Grignard reagents, 1302
 with LDA, 0907
 Wurtz coupling, 0592
- ketones, conversion to amides, 1867
 ketones, cyclic, and I strain, 0400
 and reactivity, 0400
 and the Schmidt reaction, 1611
 aromatization to phenols, 1709
 Baeyer-Villiger rearrangement, 1618
 by expansion of bicyclic ketones, 1603
 dihalides and Collman's reagent, 0650

- from acid catalyzed rearrangement of amino alcohols, 1589
 McMurry reaction with keto esters, 1859
 oxidative cleavage to dicarboxylic acids, 1735
 oxidative cleavage with sodium hypochlorite, 1736
 oxidative, cleavage, reagents for, 1735, 1736
 pyrolysis of dicarboxylic acids, 1458
 Ruzicka cyclization, 1458
 with hydrazoic acid, 1611
 ketones, cyclization with dihalides, 0629
 cycloaddition to alkenes, 1463
 cyclopropyl, from conjugated ketones, 1387
 decarboxylation of carboxylic acids, 1457
 dehydrogenation, 1713
 diastereoselectivity of reduction with Selectride, 1794
 dihalogenation, 0778
 diketones, see diketones
 dimerization, with UV, 1856
 divinyl, from vinyl organometallics, 0651
 enol content, 0099
 enolate anion blocking groups, 0630
 formation of cyanoamines, 0561
 formation of enolate anions, 0790
 formation of halo-ketones, 0776
 formation of nitroso compounds, 0784
 formation of oximes, 0784
 formation of thioketones, with hydrogen sulfide, 1277
 formylation, 0798
 Friedel-Crafts cyclization, 0715
 ketones, from acyl halides, 0721
 from acyl halides and boronic acids, 1443, 1444
 from acyl halides and organocadmium reagents, 1443
 from acyl halides and organocuprates, 1442
 from acyl halides and organometallics, 1443, 1444
 from aldehydes, 0638, 0801
 from aldehydes, and diazomethane, 0807
 from alkoxides, 0758, 0840
 from alkyl halides, 1122
 from aryl halides, 0910
 from arylboronic acids, 0910
 from boranes, 0644
 from carboxylic acids, 0840, 1329
 from carboxylic esters, 0735, 1446
 from cleavage of diketones, 0841
 from cyanoboranes, 1628
 from cycloaddition of singlet oxygen to alkenes, 1220
 from diazoketones and Wolff rearrangement, 1465
 from dicarboxylic acids, 1750
 from dicobalt octacarbonyl, 0823
 from dihalides, 0520
 from diols, 1585
 from dithianes, 0638
 from enol borinates, 1121
 from formamides and organolithium reagents, 1446
 from Grignard reagents, 0824, 1337, 1444, 1448
 from haloketones, 0644
 from hydrazones, 0633
 from hydroxynitriles, 0633
 from iminium salts, 0732
 from metallated imines, 1469
 from organocerium reagents, 1447
 from organolithium reagents, 0824, 1447, 1448
 from organometallics, 0651, 0823
 from organosulfur carbanions and esters, 1455
 from oxazolidines, 0643
 from silyl enol ethers, 0617, 0798
 from silyl-epoxides, 1367
 from Stork enamine reaction, 0634, 0635
 from thioesters and organozinc halides, 1450
 from vinylic compounds, 0522
 ketones, halo, from diazo ketones, 0585
 ketones, halogenation, and microwaves, 0776
 enantioselectivity, 0777, 0778
 mechanism, 0778, 0779
 rate, 0779
 reagents for, 0776, 0780
 regioselectivity, 0780
 ketones, Henry reaction, 1357
 heteroaryl, by carbonylation, 0910
 hindered, with hydroxylamine, 1286
 homoallylic, from keto acids, 0996
 homologation, 1601, 1602
 hydration of, 1262
 α -hydroxylation, 1752
 indirect carboxylation, 1367
 less reactive than aldehydes, 1254
 LiAlH₄ reduction, mechanism, 1804
 macrocyclic, conformation, 0213
 Meerwein-Ponndorf-Verley reduction, 1796
 metal catalyzed addition to alkenes, 1098
 metal catalyzed coupling to oximes, 1858
 metal catalyzed cycloaddition with ketenes, 1462
 metal catalyzed reaction with dihalosulfones, 1381
 metal mediated addition of haloesters, 1326
 metal mediated halogenation, 0776
 α -methylation, and the Simmons-Smith procedure, 1242
 methyl, and the haloform reaction, 0842
 methyl, by homologation of aldehydes with diazomethane, 1602
 nitro, with amines, 0844
 nitrosation, mechanism, 0784
 α -oxidation, reagents for, 1758
 α -oxidation, to diketones, 1758
 α -oxidation, with selenium dioxide, mechanism, 1760
 Paterno-Büchi reaction, 1231
 photochemical cleavage, 0279
 photochemical dimerization, 1856, 1857
 photochemical [2 + 2]-cycloaddition, with alkenes, 1231

- ketones, Henry
 reaction, (*Continued*)
 photochemistry, 0332
 photoreduction, 0348
 prochiral, reduction of, 1799
 protection, 0527
 radical coupling, 0977
 reaction with alcohols,
 compatible functional
 groups, 1270
 reaction with amines, 1281
- ketones, reduction, and Cram's
 rule, 1804
 diastereoselectivity, 1803
 enantioselectivity,
 1800–1803
 in ionic liquids, 1800
 in supercritical alcohols,
 1837
 to alcohols, 1792–1805
 to methylene, reagents for,
 1836, 1837
 versus aldehydes, 1793,
 1794
 with aluminum isopropoxide,
 1796
 with ammonium formates,
 1799
 with boranes, 1798
 with enzymes, 1800
 with hydrides, 1792
 with metals, 1797
 with sodium in ethanol, 1795,
 1796
 with tin hydrides, 1798
- ketones, reductive amination,
 1288–1291
- ketones, reductive cleavage of
 nitriles, 1835
 reductive coupling to
 alkenes, reagents, 1858,
 1859
 reductive coupling to diols,
 reagents, 1854, 1855
 selenoalkyl, formation of
 conjugated ketones,
 0792
- singlet, 1857
- sterically hindered, and
 LiAlH₄, 1792
- sterically hindered, and
 Wolff-Kishner reduction,
 1836
- structural requirements, and
 the Wittig reaction, 1371
 sulfenylation, 0791
 sulfonation, 0791
 tautomerism, 0772
 thermal extrusion of carbon
 monoxide, 1545
- thioalkyl, from enolate
 anions, 0790
- thioalkyl or thioaryl, from
 silyl enol ethers, 0792
- triplet, 1857
- unsymmetrical, acidity of α -
 protons, 0630
- unsymmetrical, and enoate
 anions, 0630
- unsymmetrical, formation of
 silyl enol ethers, 0799
- unsymmetrical,
 regioselectivity, 0630
 via decarboxylation, 0840
- ketones, with acyl halides, 1274
- with amines and hydrogen,
 1288–1291
- with aromatic compounds,
 0713
- with base, 0774
- with bis(Grignard) reagents,
 1304
- with diazo esters, 1603
- with diazoalkanes, 1384
- with dihalocarbenes, 1384
- with enol esters, 0629
- with enolate anions, 0263,
 1339–1351
- with enolate anions, see aldol
- with Grignard reagents,
 1300–1309
- with halo esters, 1364
- with halo-sulfones, 1384
- with halogens, 0776
- with HCN, 1389
- with hydrazines, 1284
- with hydrogen sulfide, 1277
- with hydroxylamine, 1286
- with isocyanides and
 carboxylic acids, 1467
- with LDA, 0798
- with lithio-silanes, 1365
- with nitro compounds, 1357
- with nitrous acid, 0784
- with organocuprates, 1312
- with organolithium reagents,
 1301
- with Oxone[®], epoxidation of
 alkenes, 1172
- with phenylhydrazine, 1675
- with phosphorus ylids, 1369
- with silanes, metal catalyzed,
 0799
- with sodium bisulfite, 1281
- with sulfur ylids, 1382
- with Tebbe's reagent, 1380
- with the Petasis reagent,
 1380
- with tosylamines and proton
 sponge, 1465
- ketones, Wolff-Kishner
 reduction, 1835
- ketyls, and Gomberg-Bachmann
 pinacol synthesis, 1854
 and reduction of carbonyls
 with sodium in ethanol,
 1796
 and the acyloin condensation,
 1861
 radical ions, 0282
- Kiliani-Fischer method, 1391
- Kimel-Cope rearrangement,
 1670
- Kindler modification,
 Willgerodt reaction, 1868
- kinetic acidity, see acidity
- kinetic and thermodynamic
 control, arenium ions,
 0666
- kinetic resolution, also see
 resolution
- kinetic resolution, 0176
 and enantiomeric purity,
 0182
 ketones, 0775
- kinetically controlled reactions,
 0307, 0308
- kinetic control, and sulfur ylids,
 1384
- kinetics, and aliquots, 0319
 and calorimetric methods,
 0319
 and enthalpy, 0301
 and entropy, 0322
 and ESR, 0319
 and frequency factor, 0322
 and half-life, 0320
 and homogenous reactions,
 0315
 and inverse isotope effects,
 0324
 and ion pairs in the S_N1
 reactions, 0436
 and Marcus theory, 0315,
 0316
 and mechanisms, 0315, 0321
 and molecularity, 0316, 0317
 and NMR, 0321, 0434
 and quenching, 0319
 and rate constant, 0315
 and rate law, 0315, 0317,
 0318
 and rate-determining state,
 0316, 0317
 and reactions, 0301
 and salt effect, 0434
 and secondary isotope
 effects, 0325, 0326, 0327
 and solvent isotope effects,
 0327

- and spectroscopic methods, 0319
- and steady state, 0317
- kinetics, first order, 0433
- first order, and the S_E1 mechanism, 0758
- first-order rate law, 0319
- first-order reactions, 0315, 0316
- methods for determining, 0319
- of amide hydrolysis, 1409
- of E^+ reactions, 1508
- of elimination reactions, 1490
- of fast reactions, 0319
- of gas phase reactions, 0319
- of lead tetraacetate cleavage of diols, 1734
- of radical chain reactions, 0937
- of radical cyclization, 1125
- of rearrangement of cyclopropylcarbinyl radicals, 0945
- of S_N1 reactions, and leaving groups, 0433
- of S_N2 reactions, 0427
- of the Heck reaction, 0895
- of the Mannich reaction, 1294
- pseudo first-order, 0318
- second order, HBr with alkenes, 1030
- second-order reactions, 0315, 0316
- Kishi's NMR method, and absolute configuration, 0161, 0162
- Knoevenagel carbanions, with allylic esters, 0610
- Knoevenagel reaction, 1358
 - and acyl anion equivalents, 1362
 - and carbamates, 1362
 - and Darzens condensation, 1364
 - and high pressure, 0513, 1359
 - and microwaves, 1359
 - and the Nef reaction, 1359
 - and the Wittig reaction, 1363
 - and tosylhydrazones, 1363
 - and ultrasound, 1359
 - Doebner modification, 1360
 - in ionic liquids, 1359
 - metal catalyzed, 1359
 - on silica gel, 1359
 - on zeolites, 1359
 - products, 1360
 - solventless, 1359
 - special variations, 1360–1363
 - structural variation, 1358
 - suitable functional groups, 1358
- knots, molecular, 0133, 0134, 0152
- Knovenagel reaction, and the homoaldol reaction, 1362
- Koch reaction, 1137
- Koch-Haaf reaction, 0653, 1137
- KOH, with amines, 0547
- Kolbe electrosynthesis, see Kolbe reaction
- Kolbe reaction, 0993
 - and electron transfer, 1705
 - mechanism, 0993
- Kolbe-Schmidt reaction, 0728, 0729
- Kornblum reaction, 1765
- Kornblum's rule, and ambident nucleophiles, 0516
- Krebs cycle, and enantiotopic, 0192
- Krönke reaction, 1766
- labeling, and acetal hydrolysis, 0524, 0525
 - and enantiotopic atoms, 0192
 - and ion pairs, 0438
 - and phenonium ions, 0459
 - and solvolysis, 0438
 - cyclopentadienide ion, 0063
 - in alkynyl carbocations, 0477
 - isotopic, and mechanism, 0314
 - vinyl ether hydrolysis, 0528
- lactamization, 1431
- α -lactams, from halo-amides, 0571
- β -lactams, arylation, 0881
 - by carbonylation of aziridines, 1466
 - by cycloaddition of imines and ketenes, 1464
 - by radical cyclization, 1128
 - by [2 + 2]-cycloaddition, 1221
 - formation of, enantioselectivity, 1465
 - from alkenes and chlorosulfonyl isocyanate, 1466
 - from β -amino esters, 1435
 - from carboxylic acids and imines, 1465
 - from imines and diazo ketones, 1466
 - from imines and halo esters, 1465
 - from ketenes and hydrazones, 1465
- lactams, α -alkylation, 0627
- lactams, alkylation, 0512, 0568
 - alkylidene, from dihalosulfone and imides, 1381
 - alkylidene, from ynamides, 1052
 - and determining absolute configuration, 0160
 - and Friedel-Crafts acylation, 0719
 - and proton transfer, 0368
 - and strain, 0224
 - arylation, 0880
 - bicyclic, from carbamates, 1051
 - by α -oxidation of amines, 1759
 - by amidation of alkenes, 1051
 - by Beckmann rearrangement, 1614
 - by carbene insertion, 0804–0805
 - by carboxylation of alkenes, 1144
 - by halolactamization, 1154, 1155
 - by radical cyclization, 1128
 - by rearrangement of oxaziridines, 1588
 - by Schmidt reaction with cyclic ketones, 1611
 - conjugate addition, 1131
 - conversion to thiolactams, 1278
 - enolate anion, with aryl halides, 0907
 - from alcohols, and amines or ammonia, 1436
 - from amino acids, 1431
 - from halo amides, 1695
 - in Diels-Alder reactions, 1217
 - N-halogenation, 0851
 - α -oxidation to imides, 1759
 - reduction to cyclic amines, 1842
 - ring expansion, 1438
 - ring expansion from cyclic amines, 0851
 - with alkyl halides, 0569
 - with amines at high pressure, 1438
 - with sodium hydride, 0569
 - Wittig reaction, 1371

- lactic acid, and absolute configuration, 0154
- lactim ethers, vinyl, Diels-Alder reactions, 1217
- lactone formation, and ring size, 0304
- β -lactones, angle strain and reaction with amines, 1437
- decarboxylation, 1556
- decarboxylation to alkenes, 1544
- from hydroxy acids, 1415
- from ketenes and carbonyls, 1462
- photolysis of conjugated esters, 1041
- pyrolysis to alkenes, 1544
- lactones, α -alkylation, 0627
- and conformations, 0213
- and DCC, 1417
- and neighboring group mechanisms, 0448
- and the Mukaiyama rearrangement, 1416
- β -, see β -lactones
- by addition halo-esters to alkenes, 1161
- by Baeyer-Villiger rearrangement of cyclic ketones, 1618
- by carbonylation, 0653, 0909
- by carboxylation of alkenes, 1144
- by halolactonization, 1154, 1155
- by metathesis reactions, 1686
- by radical cyclization, 1128
- by reduction of anhydrides, reagents, 1840
- by the Story synthesis, 1557
- cleavage, 0550
- conjugated, reagents for reduction, 1072
- conversion to thiolactones, 1278
- coupling with allylic esters, 0609
- dehydrogenation, 1713
- extrusion of carbon dioxide, 1555
- lactones, from alkenes, 1186
- from alkyne-carboxylic acids, 1042
- from cyclic peroxides, 1557
- from dicarboxylic esters and the Tischenko reaction, 1865
- from diene-carboxylic acids, 1042
- from diketones and the Cannizzaro reaction, 1864
- from epoxides, 0619
- from halo-acids, 0304
- from hydroxy acids, 1415
- from hydroxy carboxylate salts, 0540
- from hydroxy-trimethylsilyl alkenes, 1036
- from iodo-alcohols, 0653
- lactones, hydrolysis, 1401
- macrocyclic, from cyclic ketones, 0842
- macrocyclic, from hydroxy acids, 1415
- α -oxidation of cyclic ethers, 1760
- photolysis, 1555
- pyrolysis to alkene acids, 1520
- sulfenylation, 0791
- thermal extrusion of carbon dioxide, 1546
- transesterification, 1420
- with hypervalent iodine, 0541
- with lithium iodide, 0585
- with Petasis reagent, 1381
- with phosphorus ylids, 1379
- with Tebbe's reagent, 1381
- Wittig reaction, 1371
- lactonization, from amides, 1187
- of alkenes, 1186, 1187
- reagents for, 1416
- Lange's Handbook of Chemistry*, 1887
- lanthanide shift reagents, 0181
- large angle strain, see strain
- lariat ethers, 0123
- Lawesson's reagent, 1278
- with alcohols, 0549
- with ketones, 1278
- LC, preparative, and diastereomers, 0175
- and resolution, 0175
- LCAO, 0006
- LDA (lithium diisopropylamide)
- aggregates of, 0389
- and carboxylic acids, 0637
- and elimination of ethers, 1516
- and enol borinates, 0631
- and formation of enolate anions, 0811
- and the aldol reaction, 1343
- and the Claisen-Schmidt reaction, 1343, 1344
- and X-ray crystallography, 0389
- with conjugated ketones, 0907
- with ketones, 0798
- lead tetraacetate, and acyloxylation, 0972
- and bis(decarboxylation), 1749
- and dihydroxylation of alkenes, 1168
- and oxidative cleavage of diols, 1732
- and oxidative decarboxylation, 1747
- cleavage of diols, 1734, 1735
- conversion of alcohols to cyclic ethers, 0965
- with cyclopropanes, 1025
- lead tetracetate, reactions of, 0972
- lead, pyrophoric, coupling of acyl halides, 1450
- leakage, rearrangement of ions, 1572
- leaving group ability, table, 0501
- leaving groups, amino, in Mannich bases, 0498
- leaving groups, and amines, 0498
- and aziridines, 0497
- and basicity, 0496
- and carbene formation, 0500
- and conjugate bases, 1489
- and electrophilic aromatic substitution, 0683
- and epoxides, 0497
- and neighboring groups, 0446
- and nucleophilic aromatic substitution, 0868
- and nucleophilic substitution, 0482
- and reactions, 1496
- and rearrangement of nitrenes, 1562
- and S_E1 reactions, 0764
- and S_N1 reactions, 0432
- and S_N2' reactions, 0471
- and strain, 0496
- and substitution reactions, 0496
- and the element effect, 0475
- and the tetrahedral mechanism, 1259
- and thiiranes, 0497
- leaving groups, at saturated carbon, 0496

- axial versus equatorial, in E2 reactions, 1481
- β -substituents, 0446
- benzotriazoles, with E¹ reacts, 1524
- definition, 0297
- diazonium salts, 0499, 0916
- ditosylates, 0498
- E1 versus E2 reactions and elimination versus substitution, 1505
- halides in halide exchange, aryl halides, 0883
- in the E2 reaction, 1479
- kinetics and S_N1, 0433
- nitrogen, 0499, 0984
- nitronium ion, 0683
- other, in aromatic substitution, 0742
- proton, 0683
- pyridinium compounds, 0498
- pyrylium salts, 0498
- reactivity in elimination reactions, 1505
- solvation by, 0759
- suitable for elimination, 1505
- sulfonate esters, 0497, 0498
- sulfonyl groups, 1472
- Lederer-Manasse reaction, 0714
- Lemieux-von Rudloff reagent, oxidative cleavage of alkenes, 1743
- length, bond, see bond distance
- length, cell, and specific rotation, 0139
- Leuckart reaction, and the Wallach reaction, 1291
- levo isomer, 0138
- Lewis acid catalysis, sulfonyl halides with halo esters, 0605
- Lewis acid catalyzed Diels Alder reaction, 1197
- Lewis acid complexes, and X-ray crystallography, 0720
- Lewis acid-base complex, 0375, 0376
- Lewis acid-base, rate of complex formation, 0376
- Lewis acidity, and Brønsted acidity, 0384
- Lewis acids, addition of acyl halides to alkenes, 1161
- addition of alkyl halides to alkenes, 1159
- addition of thiols to alkenes, 1043
- aldehydes with diazoesters, 0800
- alkenes and Friedel-Crafts alkylation, 0711
- allylic silanes with epoxides, 0589
- Lewis acids, and acetals, 0526, 0527
- and acyl carbocations, 0722
- and arenium ions, 0663
- and aryl halides, 0749
- and cleavage of cyclic ethers, 0581
- and cleavage of ethers, 0581
- and condensation of enamines with aldehydes or ketones, 1344
- and coupling alkenes with acyl halides, 0796
- and Danishefsky's diene, 1216, 1217
- and electrophiles, 0657
- and enol alkylation, 0628
- and epoxide alcoholysis, 0537
- and esterification of carboxylic acids, 1418
- and formation of biaryls, 0717
- and Friedel-Crafts alkylation, 0708
- and halogenation of aromatic compounds, 0699
- and hardness, 0377
- and imino esters, 0732
- and nitration of aromatic compounds, 0687
- and oxonium ion formation, 0544
- and reaction of allylic silanes with aldehydes, 1388
- and rearrangement of alkenes, 0769
- and softness, 0377
- and solvent effects, 0392-0394
- and steric effects, 0385
- and the Diels-Alder reaction, 1197
- and the ene reaction, 1104
- and the Gatterman-Koch reaction, 0725
- and the Johnson polyene cyclization, 1090
- and the Periodic table, 0375, 0384
- and the Prins reaction, 1394
- and thioalkylation of aromatic compounds, 0731
- Lewis acids, as catalysts for the Curtius rearrangement, 1609
- as catalysts for transesterification, 1419
- catalysts for the Prins reaction, 1395
- chiral, 0387
- chiral, and the Claisen rearrangement, 1672
- coordination with functional groups, 0709
- definition, 0375
- Lewis acids, for addition of alcohols to carbonyls, 1270
- for addition of allylic silanes to aldehydes, 1322
- for carboxylic esters, from ethers, 0542
- for catalysis of hydroperoxide rearrangement, 1620
- for catalysis of ketene cycloaddition to carbonyls, 1462
- for catalysis, addition of carboxylic acids to alkenes, 1041
- for catalysts for formation of aryl sulfones, 0698
- for ethers with anhydrides, 0542
- for Friedel-Crafts acylation, 0719
- for halogenation of anilines, 0699
- for halogenation of aromatic compounds, 0702, 0703
- for organocopper compounds with alkyl halides, 0604
- for reaction of thiols with aldehydes or ketones, 1279
- for rearrangement of epoxides to ketones, 1587
- for reversal of Friedel-Crafts alkylation, 0742
- for the Beckmann rearrangement, 1613
- Lewis acids, formation of aryl ketones, 0719
- formation of keto-esters, 0800
- lithium perchlorate, 0376
- reaction types, 0376
- reactivity order in Friedel-Crafts alkylation, 0708
- strength of, 0377
- used for the Ritter reaction, 1459
- used in Diels-Alder reaction, 1197
- with acyl halides, 0719

- Lewis acids, (*Continued*)
 with aryl esters, 0735
 with aryl halides, 0749
 with epoxides and organocuprates, 0619
 with nitriles, 0732
 with potassium cyanide or sodium cyanide, 0649
- Lewis bases, *ab initio*
 calculations, and base strength, 0376
 and nucleophiles, 0425, 0490
 and steric effects, 0385
 definition, 0375
- Lewis structures, 0006, 0014, 0032
 and resonance, 0046
 benzene, 0036
- Ley reagent, see TPAP
- LHMDS (lithium hexamethyldisilazide), 0627, 0628, 0389
- LICA (lithium isopropylcyl cohexylamide), 0627
 and ester enolate anion Claisen rearrangement, 1670
- lifetimes, of radicals, 0946, 1577
- ligands, and η -complexes, 0043
 in enantioselective catalytic hydrogenation, 1056
 phosphine, 0043
- light, and autoxidation, 0967
 and optical activity, 0163
 circularly polarized, 0138, 0172
 plane polarized, 0136, 0137
 limonylborane, 1080
- Lindlar catalyst, and hydrogenation of alkynes, 1057
- linear free energy relationship(LFER), 0405, 0406
- linear polyacenes, 0061
- lipases, formation of lactams, 1431
 transesterification, 1420
- liquid chromatography, see LC
- liquids, and ultrasound, 0350
- liquids, ionic, see ionic liquids
- liquids, NBS, and halogenation of aromatic compounds, 0699
- literature searching, 1898
- literature searching, online, 1901
- literature, and Beilstein, 1884
- annual reviews and irregular publications, 1890
- journals, 1871–1875
- primary sources, 1870
- secondary sources, 1870, 1876–1881
- lithiation, also see metalation
- lithiation, aromatic compounds, mechanism, 0808
 of alkynes, 0809
 of amides, 0810
 of aromatic compounds, 0911–0915
 of carbamates, 0640
 of heterocycles, 0809
 of pyridine, 0913
- lithio-epoxide, rearrangement, 0564
- lithioalkynes, coupling with alkyl halides, 0595
- lithium aluminum hydride, see hydride
- lithium borohydride, borane and carbon monoxide, 1628
- lithium diethylamide, 0627
- lithium diisopropylamide, see LDA
- lithium hexamethyldisilazide, see LHMDS
- lithium iodide, and collidine, with esters or lactones, 0584, 0585
- lithium ions, and ambident nucleophiles, 0517
 binding by crown ethers, 0120
- lithium naphthalenide, with thioethers, 0992
- lithium perchlorate, and S_N1 reactions, 0504
 as a Lewis acid, 0376
 in ether, and Diels Alder reactions, 1199
 in ether, and formation of amino-alcohols, 0563
 special salt effects, 0504
- lithium tetramethylpiperidide, and enolate anions, 0628
- lithium triethylborohydride, see borohydride
- lithium, and formation of enolate anions, 0811
 and ultrasound, 1451
 in amines, reduction of aromatic compounds, 1069
 in amines, reductive cleavage of esters, 1834
 in ammonia, and Birch reduction, 1067
- in ammonia, reduction of alkenes, 1065
- in ammonia, reduction of aromatic compounds, 1067
- in ammonia, with cyclopropanes, 1075
 with alkyl halides, 0831
- lithium-hydrogen exchange, with aromatic compounds, 0912
- lone pairs, and bond angle, 0027
- long bonds, 0024
- Lossen rearrangement, 1563, 1610
- low-temperature matrix, 0074
- Lowest unoccupied molecular orbital, see LUMO
- LTMP, 0628
- LUMO, alkenes and Pauson-Khand reaction, 1143
 and Diels-Alder reaction, 1195
 and endo addition, 1214, 1215
 and tetraenes, 0045
 and the frontier orbital method, 1208
- lyase and cyanohydrin formation, 1389
- lyonium ions, and solvent acidity, 0371
- macrocycles, and gyroscanes, 0135
 by the Story synthesis, 1557
 crown ethers, 0121
- macrocyclic compounds, and catenanes, 0134
 by acyloin condensation, 1861
- macrocyclic lactones, by metathesis reactions, 1686
- magnesium halides, Grignard reagents, 0260
- magnesium monoperoxyphthalate, see MMPP
- magnesium, and elimination of halo ethers, 1542
 and the Barbier reaction, 1302
 and the Boord reaction, 1542
 and the Grignard reaction, 1300–1309
 elimination with haloethers, 0830, 0831
 with dihalides, 1304
- magnetic field, and microwaves, 0353

- magnetic susceptibility, and the Etard reaction, 1763
- maleic acid, 0185
- malic acid, chlorination of, 0427
- malonates, alkylation, 0623
and enantiotopic atoms, 0191
with sulfones, 0907
- malonic acid esters, see malonates
- malonic acids, decarboxylation versus anhydride formation, 1423
- malonic ester synthesis, 0623
arylation, 0714
- mandelic acid, and asymmetric synthesis, 0170
- manganate esters, 1163
- manganese acetate, with alkenes, 1186
- manganese dioxide, and oxidation of alcohols, 1717
and oxidation of amines, 1731
- manganese salen complex, and asymmetric epoxidation, 1177
- Mannich bases, and amino leaving groups, 0498
and conjugate addition (Michael addition), 1109
and elimination-addition reactions, 0478, 0498, 0562
coupling with organometallics, 0613
with amines, 0562
- Mannich reactions, 1292–1295
and Eschenmoser's salt, 1294
and Robinson annulation, 1351
and the Strecker synthesis, 1391
selectivity, 1294, 1295
with more than equivalent of an amine, 1293
- Marcus equation, and base catalysis, 0373
and Brønsted equation, 0374
- Marcus theory, 0309, 0310
and mechanism, 0310
and proton transfer, 0373
and rate constants, 0315, 0316
and S_N2 reaction, 0310
and the Swain-Scott equation, 0493
- Markovnikov's rule, acylation of alkenes, 0796
addition of alkyl halides to alkenes, 1160
addition of thiols to alkenes, 1043
alkenes, and Friedel-Crafts alkylation, 0711
and addition of carboxylic acids to alkenes, 1041
and addition of hypohalous acids to alkenes, 1153
and addition of silanes to alkynes, 1087
and addition to alkynes, 1030
and addition to cyclopropanes, 1025
and alcohol addition to alkenes, 1037
and alkenes, 1022
and amination of alkenes, 1047
and bromination, 1020
and hydration of alkenes, 1032
and oxymercuration, 1033
and the Hammond postulate, 1019
and the Prins reaction, 1394
definition, 1019
nitrosyl chloride with alkenes, 1158
phosphines and alkynes, metal catalysts, 1050
photochemical, alcohols to alkenes, 1040
- Markovnikov, anti, see anti-Markovnikov
- masochistic steric effects, [2 + 2]-cycloaddition, 1227
- mass spectrometry, see MS
- mass-law effect, and rate of reaction, 0434
- matrix trapping, oxirenes, 1174
- McFadden-Stevens reduction, 1811
- McMurry reaction, 1859
formation of unsymmetrical alkenes, 1860
intramolecular, 1859
- mCPBA (m-chloroperoxybenzoic acid), 1169
oxidation of boranes, 1082
- mechanical separation, and resolution, 0176
- mechanics, molecular, see molecular mechanics
- mechanics, wave, 0003
- mechanism, α -hydroxylation of enolate anions, 1754
mechanism, α -oxidation of ketones, 1760
- mechanism, A- S_E2 , 0528, 1005
acetal and ketal formation, 1271
acetal hydrolysis, 0525
acid catalyzed aldol reaction, 1349
acid catalyzed hydrolysis of isocyanides, 1467
acid catalyzed rearrangement of hydroperoxides to ketones, 1620
acyloin condensation, 1861
addition of alkanes to alkenes, 1084
addition of amines to ketenes, 1050
addition of Grignard reagents to aldehydes or ketones, 1307
addition of organolithium reagents to aldehydes or ketones, 1308
addition of thiols to alkenes, 1043, 1044
addition of water to carbonyls, 1263
addition to cyclopropanes, 1025, 1026, 1027
addition-elimination, 0474
addition-elimination, and alkylation of aromatic compounds, 0912
addition-elimination, and oxidation-reduction, 1707
addition-elimination, and rearrangement, 0475
addition-elimination, and the Heck reaction, 0894
addition-elimination, and vinyl halides, 0474
addition-elimination, Bucherer reaction, 0882
addition-elimination, electrochemical substitution, 0763
addition-elimination, hydrolysis of carbamates, 1407
addition-elimination, IUPAC nomenclature, 0474
addition-elimination, metal hydride, 0770
addition-elimination, quinones, 0474
A_E + D_E, 0658
alcohol addition to alkenes, 1037
aldol condensation, 1341

- mechanism, A-
 S_{E2} , (*Continued*)
 alkene metathesis, 1688, 1689
 alkenes with singlet oxygen, 0970
 allylic radical halogenation, 0961, 0962
 ambiguity in elimination reactions, 1494
 anchimeric assistance, 0446
 mechanism, and benzyne, 0313
 and bond cleavage, 0296
 and Brønsted equation, 1496
 and catalysis, 0313
 and deuterium isotope effects, 0322, 0323, 0324
 and flash photolysis, 0348
 and frequency factor, 0322
 and half-life, 0320
 and Hofmann rearrangement, 0311
 and intermediates, 0311
 and isotope effects, 0322, 0323
 and isotopic labeling, 0314
 and kinetics, 0315, 0321
 and Marcus theory, 0310, 0315, 0316
 and NMR, 0321
 and rate constants, 0315, 0321
 and rate law, 0315
 and reduced mass, 0323
 and secondary isotope effects, 0325, 0326, 0327
 and solvent isotope effects, 0327
 and solvolysis, 0437
 and stereochemistry, 0314
 and temperature, 0322
 and von Richter, 0311
 and Walden inversion, 0314
 mechanism, arenium ion, 0657, 0658
 and decarboxylation, 0746
 and mercuration of aromatic compounds, 0913
 and reverse Gatterman-Koch reaction, 0745
 encounter complex, 0664
 evidence for, 0659–0662
 rate, 0659, 0660
 mechanism, aromatization by quinones, 1710
 arylation of aromatic compounds, 0925, 0926
 arylidazonium salt coupling, 0783
 aryne, see benzyne
 autoxidation, 0968
 Baeyer-Villiger rearrangement, 1619
 Bamberger rearrangement, 0931
 Bamford-Stevens reaction, 1527
 Barton reaction, 1696
 base induced elimination of ethers, 1516
 base induced elimination of sulfones, 1528
 Beckmann rearrangement, 1615, 1616
 benzidine rearrangement, 1679, 1680
 benzil-benzylic acid rearrangement, 1595
 benzoin condensation, 1397
 benzyne, 0859–0862, 0906
 Birch reduction of aromatic compounds, 1068
 bis(decarboxylation) of dicarboxylic acids, 1749
 boranes, with metal alkyl anions, 1631
 borderline, 0442
 born-to-carbon rearrangement, 1627
 bromination of acetone, 0323
 Bucherer reaction, 0882
 Cannizzaro reaction, 1864
 carbanion, and elimination, 1489
 carbene addition, 1238, 1239
 carbene insertion, 0805, 0806
 carbenoid formation, 1235
 carbocation, addition of alkanes to alkenes, 1085
 carboxylic esters with amines, 1436
 catalytic hydrogenation of aldehydes or ketones, 1805
 cheletropic reactions, 1537
 Chichibabin reaction, 0915
 chromium (VI) oxidation of alcohols, 1726, 1727
 Chugaev reaction, 1521
 cis-trans isomerization, 0312
 Claisen condensation and Dieckmann condensation, 1453, 1454
 Claisen rearrangement, 1668
 cleavage of alkenes with superacids, 0845
 combination, 0299
 conducted tour, 0761, 0768
 conjugate addition of organometallics, 1119
 Cope elimination, 1525
 Cope rearrangement, 1662
 Criegee, ozonolysis, 1738–1740
 Curtius rearrangement, 1609
 cyanogen bromide with carboxylate salts, 1462
 mechanism, cyclic, and addition to alkenes, 1012
 and electrophilic substitution, 0763
 diimide reduction of alkenes, 1063
 reduction of hydrazones, 1838
 mechanism, cyclopropane ring opening, 1591
 cyclopropyl cation ring opening, 1644
 Darzens condensation, 1364
 DCC esterification, 1417
 DCC reaction of carboxylic acids and amines, 1431
 decomposition of AIBN, 0935
 definition, 0296
 dehydrohalogenation of alkyl halides, 1531
 deprotonation by organometallics, 0810
 determination of, 0311–0327, 1495
 determining kinetic data, 0319
 diazoalkanes with aldehydes or ketones, 1384
 diazotization of anilines, 0918
 Diels-Alder reaction, 1205, 1206
 diion, and [2 + 2]-cycloaddition, 1228
 diion, ketones with imines, 1465
 dimer, and S_NAr reactions, 0857
 diradical stepwise versus concerted, Diels-Alder, 1205, 1206
 diradical, and carbenes, 1239
 diradical, and photochemical[2 + 2]-cycloaddition, 1231
 diradical, and [2 + 2]-cycloaddition, 1227
 diradical, Cope rearrangement, 1664

- displacement, and oxidation-reduction, 1706
DMSO oxidation of alkyl halides, 1766
Duff reaction, 0727
E1, acid catalyzed
 dehydration of alcohols, 1515
E1, and arenium ions, 0657
E1_{anion} reactions, 1493
E1cB, 1488–1493
E2, 1478–1486
E2C, 1495
Eglinton reaction, 0979
E⁺, 1507
E⁺, and Cope elimination, 1525
 electrophilic addition, 0999
 electrophilic, halogenation of alkenes, 1149
 mechanism, elimination-addition, 0477, 0562, 0613
 and Mannich bases, 0498
 at saturated carbon, 0478
 at vinylic carbon, 0477
 mechanism, ene reaction, 1104
 enolization in Grignard reactions, 1309
 Etard reaction, 1763
 Favorskii addition reaction, 1360
 Favorskii rearrangement, 1596, 1597
 first-order reactions, 0315, 0316
 Fischer indoles synthesis, 1675
 formation of acyl cyanides, 1457
 formation of azoxy compounds from oximes, 0849
 formation of gem-dihalides from aldehydes or ketones, 1298
 formation of Grignard reagents, 0832
 four-center, addition to alkenes, 1013
 four-center, and hydroboration, 1078
 fragmentation, 1542
 free-radical, 0297
 Friedel-Crafts acylation, 0722
 Friedel-Crafts alkylation, 0711
 Fries rearrangement, 0736
 Gatterman reaction with aryl halides, 0984
 Glaser reaction, 0979
 Grignard reaction, 1307
 Grignard reagents with nitriles, 1338
 Grignard reagents, with metal halides, 0826
 haloacylation of alkenes, 1161
 halogenation of alkenes, 1149
 halogenation of ketones, 0778, 0779
 halogenation of organometallics, 0821
 haloketones with boranes, 0645
 Hay reaction, 0980
 heterogeneous organic catalysis, 1058
 Hoesch reaction, 0732
 Hofmann degradation, 1522
 Hofmann rearrangement, 1608
 Hofmann-Löffler reaction, 1695
 homogeneous catalytic hydrogenation, 1059, 1061
 homologation of aldehydes or ketones, with diazomethane, 1602
 homolytic, 0297
 Hunsdiecker reaction, 0995
 hydroboration, 1078
 hydrogen exchange, 0766
 mechanism, hydrolysis of acyl halides, 1398
 hydrolysis of alkyl halides, 0519
 hydrolysis of amides, 1408–1410
 hydrolysis of anhydrides, 1399
 hydrolysis of carbamates, 1406
 hydrolysis of carboxylic esters, 0406, 0407, 1402–1406
 hydrolysis of compounds, 1265
 hydrolysis of iminium ions, 1266
 mechanism, hydroperoxides oxidation of sulfoxides, 1783
 hydroperoxides oxidation of thioethers, 1782
 identification of products, 0311
 interfacial, 0510
 inverse isotope effects, 0324
 iodo azide to alkenes, 1159
 ion pair, and E1 reactions, 1488
 ion-pair, 0441
 isocyanates with alcohols, 1275
 isocyanates with phosphine oxides, 1461
 IUPAC nomenclature, 0420
 IUPAC, and carbenes, 0500
 IUPAC, and diazonium salts, 0500
 ketenes cycloaddition to imines, 1465
 keto-enol tautomerism, 0773
 Kolbe-Schmidt reaction, 0729
 lead tetraacetate cleavage of diols, 1734
 lead tetraacetate oxidation of alcohols to cyclic ethers, 0966
 LiAlH₄ reduction of aldehydes or ketones, 1804
 lithiation of aromatic compounds, 0808
 Lossen rearrangement, 1610
 Mannich reaction, 1294
 Meerwein arylation, 0923
 mercuric catalyzed hydration of alkynes, 1036
 mechanism, metal catalyzed, acyloxylation, 0973
 cycloadditions, 1249
 cyclotrimerization, 1246
 decarbonylation of aldehydes, 0998
 hydrocarboxylation, 1138
 mechanism, metal hydride addition-elimination, 0770
 metal reduction of nitro compounds, 1818
 metal-hydrogen exchange, 0834
 methyl transfer, 0310
 Michael addition, 1008, 1009
 mixed S_N1-S_N2, 0440, 0441
 Neber rearrangement, 1606
 Nef reaction, 1267
 mechanism, neighboring group, also see neighboring groups
 mechanism, neighboring group, 0446
 and anti-dihydroxylation, 1164
 and bromonium ions, 0447, 0448
 and epoxides, 0448
 and halonium ions, 0449

- mechanism, neighboring group, (*Continued*)
 and lactones, 0448
 and rearrangement, 0448
 and solvolysis, 0448, 0449
 stereochemistry, 0447
 mechanism, nitration of alkanes, 0786
 nitration of aromatic compounds, 0691
 nitrogen extrusion reactions, 1554
 nitrosation, 0691
 nitrosation of amines, 0847, 0848
 nitrosation of ketones, 0784
 nucleophilic addition, 1007
 nucleophilic aromatic substitution, 0853
 nucleophilic rearrangements, 1560–1574
 nucleophilic substitution at sulfonyl sulfur, 1470, 1471
 nucleophilic, and displacement of diazonium, 0916
 of ozonolysis of alkenes, 1738–1740
 of substitution reactions, 0426
 of thallation, 0914
 of the Kolbe reaction, 0993
 of the Wacker process, 1774
 oxa-di- π -methane rearrangement, 1694
 mechanism, oxidation of aldehydes to carboxylic acids, 1771
 of aldehydes with chromic acid, 1771, 1772
 of aldehydes with permanganate, 1772, 1773
 of alkylboranes, 0815
 of amines to amine oxides, 1779
 of anilines with Caro's acid, 1777
 of phenols with sodium periodate, 1729
 of thiols to disulfides, 1786
 mechanism, oxidation-reduction, 1704
 oxidative cleavage of alkenes, 1744
 oxidative decarboxylation of carboxylic acids, 1748
 oxime formation, 1286, 1287
 palladium catalyzed arylation of amines, 0877
 Passerini reaction, 1468
 Pauson-Khand reaction, 1143
 pericyclic, 0297
 peroxyacid epoxidation of alkenes, 1170
 Petasis alkenylation, 1380
 Peterson alkenylation, 1366
 mechanism, photochemical, 0348
 actinometer, 0349
 and emission, 0348
 and fluorescence and phosphorescence, 0348
 and quantum yield, 0349
 dimerization of ketones, 1857
 mechanism, pinacol rearrangement, 1586
 polar transition state, and benzidine rearrangement, 1680
 Prins reaction, 1393
 proton-transfer reactions, 0367
 Pschorr reaction, 0926
 Pummerer rearrangement, 1867
 pyrolysis of esters to alkenes, 1520
 pyrolysis of homoallylic alcohols, 1551
 pyrolytic elimination, 1507–1510
 mechanism, radical, 0934
 addition, 1010
 addition of aldehydes to alkenes, 1136
 addition of alkanes to alkenes, 1084
 alkylation of aromatic compounds, 0981
 and coupling of boranes, 0989
 and E^i reactions, 1510
 and fluorination of aryldiazonium salts, 0922
 and $S_{RN}1$ reactions, 0862
 arylation of aromatic compounds, 0982
 chain, and $S_{RN}1$ reactions, 0863
 cyclization, 1126
 cyclopropane addition, 1027
 halogenation of alkenes, 0958
 halogenation of allylic hydrogen, 0961, 0962
 neighboring group effects, 0942
 organometallic compounds with alkyl halides, 0599
 substitution, 0938, 0939
 with aromatic compounds, 0940
 mechanism, Ramberg-Bäcklund reaction, 1536
 mechanism, Raney nickel desulfurization, 0991
 reduction of carbonyls with sodium in ethanol, 1795, 1796
 reduction of diazonium salts with sodium sulfite, 1823
 reduction of hydrazones, 1838
 reduction with Grignard reagents, 1308
 Reed reaction, 0974
 reverse Friedel-Crafts alkylation, 0744
 σ -substitution, 0694
 $S_{AL}2$, 0532
 Schmidt reaction, 1612, 1613
 S_E1 , 0658, 0665, 0758
 S_E1 , and resonance, 0759
 S_E2 , 0658, 0753
 S_E2 and cyclopropanes, 1027
 second-order reactions, 0315, 0316
 S_{Ei} , 0753, 0754
 selenium dioxide allylic oxidation of alkenes, 1752
 mechanism, SET, 0443
 and active methylene compounds, 0626
 and arylation of enolate anions, 0908
 and chain reactions, 0444
 and CIDNP, 0445
 and coupling, 0613
 and electrophilic aromatic substitution, 0682
 and ESR, 0445
 and Grignard reactions, 1307
 and Grignard reagents, 0832
 and $LiAlH_4$ reduction of alkyl halides, 1828
 and oxidation-reduction, 1706
 and radical cyclization, 0445
 and radical probes, 0445
 and substitution reactions, 0481
 and Williamson reaction, 0531
 organocalcium, 0264
 organometallic compounds with alkyl halides, 0598
 versus S_N2 , 0445

- mechanism, Shapiro reaction, 1526
 Sharpless asymmetric dihydroxylation, 1166
 Sharpless asymmetric epoxidation, 1177
 Simmons-Smith procedure, 1241
 Simonini reaction, 0996
 six-center, and decarboxylation, 0837
 six-center, Cope rearrangement, 1663
 S_{N1} , 0432
 S_{N1} , and deuterium, 0488
 S_{N1} , and ion pairs, 0436
 S_{N1} , and primary carbocations, 0480
 S_{N1} , and secondary isotope effects, 0488
 S_{N1} , hydrolysis of acetals, 0524
 S_{N1cB} , 0521, 0567
 S_{N1cB} , and carbenoid formation, 1235
 S_{N2} , 0426, 0470
 $SN2'$, and addition to dienes, 1013
 S_{N2} , and deuterium, 0488
 S_{N2} , and secondary isotope effects, 0488
 S_{NAr} , 0854–0857
 Snee's ion pair, 0764
 S_{Ni} , 0468
 S_{Ni}' , 0472
 solvolysis of alkyl halides, 0325
 Sommelet-Hauser rearrangement, 0929
 S_{ON2} , 0872
 special variations of the Knoevenagel reaction, 1361–1363
 S_{RN1} , 0550, 0862
 S_{RN1} , and arylation of enolate anions, 0908
 Stevens rearrangement, 1622
 Stille coupling, 0794
 Stobbe condensation, 1356
 substituent effects and the Diels-Alder reaction, 1207
 substitution, IUPAC, 0496
 sulfonation of aromatic compounds, 0696
 Suzuki-Miyaura coupling, 0902
 termolecular addition, 1002
 mechanism, tetrahedral, 0473.1254
 and base cleavage of ketones, 0841
 and conformation, 1258
 and formation of aziridines, 0475
 and hyperconjugation, 0476
 and isotope labeling, 1256
 and leaving groups, 1259
 and MO calculations, 0476
 and substituent effects, 0486
 and vinyl halides, 0474
 ester hydrolysis, 1402–1406
 evidence for, 1255–1259
 hydrogen ion catalyst, 1255
 hydrolysis of carboxylic esters, 1402–1406
 in acid solution, 1255
 isolation of intermediates, 1257
 reactivity of carbonyl substrates, 1260
 special detection of intermediates, 1257
 stereoelectronic control, 1258
 synthetic transformations, 1260
 mechanism, the Gatterman method, 0926
 thermal cleavage of alkoxides, 0840
 thermal elimination of sulfoxides, 1529
 transesterification, 1420
 trapping intermediates, 0313
 types, 0296
 Ullmann reaction, 0898
 vicarious nucleophilic substitution of hydrogen, 0915
 Vilsmeier-Haack reaction, 0724
 vinyl ether hydrolysis, 0527
 vinylboranes, with NaOH and iodide to give alkenes, 1630
 vinylcyclopropane rearrangement, 1658
 von Braun reaction, 0587
 von Richter reaction, 0313
 von Richter rearrangement, 0927, 0928
 waits-Scheffer epoxidation, 1174
 Walden inversion, 0427
 Wallach rearrangement, 1699
 Wittig reaction, 1373
 Wittig rearrangement, 1625
 Wolff rearrangement, 1600
 Wolff-Kishner reduction, 1838
 Wurtz reaction, 0592
 [2 + 2]-cycloaddition, 1224
 [2 + 2]-cycloaddition of enamines with ketenes, 1228
 [3 + 2]-cycloaddition of allylic carbanions, 1194
 mediated coupling conjugated ketones, 0592
 medium effects, on acids and bases, 0390
 medium size rings, and I strain, 0400
 medium, and rate of reaction, 0412
 and reactivity, 0412
 supercritical carbon dioxide, 0414
 water, 0414
 Meerwein arylation, 0923
 and the Heck reaction, 0924
 mechanism, 0923
 Meerwein-Ponndorf-Verley reduction, aluminum free, 1796
 and alumina, 1796
 and microwaves, 1796
 cyclic transition state, 1796f
 of carbonyls, 1796
 Meinwald rearrangement, 1587
 Meisenheimer rearrangement, 1623
 Meisenheimer salts, 0854
 and NMR and X-ray crystallography, 0855
 Meisenheimer-Jackson salts, 0854
 Meldrum's acid, and acidity, 0388
 and conformation, 0388
 melting point, and hydrogen bonding, 0111
 memory effects, of migrating groups, rearrangements, 1570, 1571
 Mentshutkin reaction, 0555
 and S_{N2} , 0430
Merck Index, 1887
 mercuration, benzene, rate and product distribution, 0680
 of aromatic compounds, 0913
 of toluene, rate and product distribution, 0680
 mercuric acetate, and acyloxylation, 0972
 and oxymercuration, 1033
 with alkenes, 1033
 mercuric chloride, and orbitals, 0008

- mercuric compounds, the
Corey-Seebach procedure,
1280
- mercuric salts, and hydration of
alkynes, 1035
- mercury compounds, and acetal
cleavage, 0527
- mercury fulminate, with
aromatic compounds,
0733
- mercury, sp orbitals, 0007
- Merrifield resin, and
Sonogashira coupling,
0905
- Merrifield synthesis, 1433
- Merrifield, R.B., 1433
- mesitylene, aromatic
substitution, 0661
- meso compounds, and
diastereomers, 0165
and monocyclic compounds,
0187
definition, 0165
- mesoionic compounds, and
aromaticity, 0092
- mesomeric effect, 0048
- mesomeric effect, also see
resonance
- mesylates, leaving groups,
0497
- meta directing groups, 0669
and Friedel-Crafts alkylation,
0709
- meta selectivity, and aryl
radicals, 0950
- meta-carbene complex, and
metathesis, 1688
- metal additives, and Grignard
reagents, 1306
- metal carbene complexes,
addition to alkenes,
enantioselectivity, 1237
- metal carbenes, 1236
cyclotrimerization, formation
of heterocycles, 1247
Fischer carbene complexes,
1247
with carboxylic esters, 1381
- metal carbonyls and
sonochemistry, 0352
- metal catalysts, also see
catalysts
- metal catalysts, addition of
alkynes to alkenes, 1089
and conjugate reduction,
1071
and cyanohydrin formation,
1390
and diazonium salts, 0916
and enolate anions, 1344
and forbidden electrocyclic
reactions, 1643
and formation of thiophenols,
0920
and Friedel-Crafts acylation,
0720
and Oppenauer oxidation,
1721
and Suzuki-Miyaura
coupling, 0899–0903
and vinyl sulfide formation,
0550
aziridine ring opening,
0566
carbonylation of alkenes and
alkynes, 1140
conjugate addition of amides,
1130
coupling alkenes to alkenes,
1091
epoxide and amines, 0563
Finkelstein reaction, 0574
for addition of silanes to
alkenes, 1086
for carbonylation, 1138
for carboxylation of alkenes,
1144
for conjugate addition of
alkynes, 1118
for cyclotrimerization of
alkynes, 1244
for dehydrogenation, 1712
for hydroformylation, 1145
for peroxide epoxidation of
alkenes, 1171
for the Pauson-Khand
reaction, 1142
formation of cyclic amines,
0560
Grignard reagents with acyl
halides, 1444
- metal catalyzed, acyloxylation
of hydrocarbons, 0971
acyloxylation, mechanism,
0973
addition of alcohols to
alkenes, 1037
addition of aldehydes to
alkenes, 1135
addition of alkynes to
alkenes, 1089
addition of boronic acids, to
aldehydes, 1319
addition, alkanes to alkenes,
1086
addition, alkenes to alkenes,
1088
addition, propargyl
organometallics to
carbonyls, 1310
- alcoholysis of enol ethers,
1039
- alkylation, aryl halides,
0629
- alkylation, vinyl halides,
0629
- amide formation, 0730
- amination of alkenes, 0789,
1046, 1047
- metal catalyzed, arylation of
alkenes, 0890
arylation of alkenes, the
Heck reaction, 0891–0897
arylation of alkynes, 0647
arylation of amines,
0877–0880
arylation of silanes, 0911
arylation, of sulfonamides,
0569
- metal catalyzed, aza-Claisen
rearrangement, 1671
- metal catalyzed, aza-Cope
rearrangement, 1672
- Baeyer-Villiger
rearrangement, 1618
- carbene insertion, 0804
- carbonylation, 1137
carbonylation of alkenes,
1140
carbonylation of alkyl
halides, 0654
carbonylation of alkynes,
1140
carbonylation of amines,
0850
carbonylation of aryl halides,
0909
carboxylation of alkenes,
1144
Carroll rearrangement, 1670
cleavage, of benzofurans,
0617
cleavage, of ethers, 0581
conjugate addition of
alkynes, 1118
conjugate addition of
carbamates, 1130
conjugate addition to
alkynes, 1117
conjugate addition,
organolithium reagents,
1133
conjugate additions, 1107,
1108
conversion of alkynyl
ketones to furans, 1272
Cope rearrangement, 1662
metal catalyzed, coupling aryl
halides and boronic acids,
0899–0903

- coupling, alcohols with active methylene compounds, 0614
- coupling, alkylboronic acids, 0607
- coupling, alkynes with aryl halides, 0904
- coupling, alkynes with aryl halides, see Sonogashira coupling, and Grignard reagents, 0600
- coupling, arylboronic acids, 0607
- coupling, azobenzenes, 0692
- coupling, boronic acids, 0815
- coupling, organometallics, 0604, 0605, 0606, 0607
- coupling, with allylic carbonates, 0611
- coupling, with vinylboranes, 0607
- metal catalyzed, cyanation, 0801
- cycloadditions, 1248
- cyclotrimerization of alkynes, 1243
- decarbonylation, of acyl halides to alkenes, 1534
- dehydration of alcohols, 1514
- diazo transfer reactions, 1237
- diazoalkenes, and cyclopropanation, 1234
- Diels-Alder reaction, 1198
- directed ortho metallation, 0912
- elimination of carboxylic acids, 1520
- enamine formation, 1284
- ene reactions, 1104
- enol carbonate alkylation, 0629
- enolate alkylation, 0628
- epoxidation of alkenes, with peroxides, 1171
- formation of aryl nitriles, 0733
- formation of biaryls, 0888, 0889
- formation of boronic acids, 0816
- Friedel-Crafts alkylation, 0707
- Fries rearrangement, 0735
- halogenation of aromatic compounds, 0699
- halogenation of epoxides, 0584
- halogenation of ketones, enantioselectivity, 0778
- hydration of alkenes, 1034
- hydration of alkynes, 1035
- hydroamination, of alkenes, 1181
- hydrocarboxylation, mechanisms, 1138
- hydroformylation, 1145
- hydrogen exchange, aromatic compounds, 0685
- Knoevenagel reaction, 1359
- Kolbe-Schmidt reaction, 0729
- lithiation of Boc-amines, 0640
- Mannich reactions, imines and enol ethers, 1295
- methylation of aryldiazonium salts, 0922
- Michael reactions, 1107, 1108
- mines and aryl halides, 0693
- Nazarov cyclization, 1095
- nitration of aryldiazonium salts, 0985
- organolithium reagents with nitrogen, 0880
- organometallic coupling, 0606
- oxidation of hydrocarbons with hydroperoxides, 0971
- Pauson-Khand reaction, 1141
- preparation of enols, 0770
- Prins reaction, 1394
- radical halogenation, 0961
- reaction, with ketones and silanes, 0799
- rearrangement of alkenes, 0769
- Rosenmund-von Braun reaction, 0885
- σ -bond rearrangement, 1690
- Stille coupling, 0793
- sulfohalogenation of aryldiazonium salts, 0986
- [2 + 2]-cycloaddition, 1220, 1223
- [3 + 2]-cycloaddition, 1191
- metal complexes, see complexes
- metal complexes, and cyclotrimerization, 1246
- and enantioselective hydroboration, 1082
- and mechanism of catalytic hydrogenation, 1061
- with carbenes, 1236
- metal compounds, and oxidation of alkynes to diketones, 1776
- for catalysis of Michael reactions, 1107, 1108
- metal cyanides, see cyanide
- metal cyanides, and formation of cyanohydrins, 1389
- metal extrusion, and cyclotrimerization, 1246
- metal halides, see halides
- metal halides, diazotization, 0586
- metal hydrides, addition to alkenes, 1082
- addition-elimination mechanism, 0770
- and reduction of alkynes, 1064
- and reduction of conjugated alkenes, 1070
- metal induced dehalogenation of acyl halides to ketenes, 1540
- metal induced elimination of halo ethers to alkenes, 1541
- metal ions, and S_N1 reactions, 0505
- metal mediated, acylation of amines, 1427
- addition, HCN to alkynes, 1147
- and the Baylis-Hillman reaction, 1324
- arylation of alkynes, 0647
- arylation of amines, 0879
- carbonylation, 0824
- carbonylation of alkyl halides, 0652
- Claissen reaction, 1355
- coupling, alkyl halides, 0590, 0597
- coupling, allylic esters, 0609
- coupling, and Grignard reagents, 0596
- coupling, aryl halides, 0897
- coupling, of vinyl halides, 0591
- coupling, silylamines with alkynes, 0647
- deoxygenation of bis(alkoxides), 1534
- enamine alkylation, 0636
- formation of biaryls, 0888, 0889
- halogenation of allylsilanes, 0963
- halogenation of aryl diazonium salts, 0984
- halogenation of enol acetates, 0780
- halogenation of ketones, 0776

- metal mediated, (*Continued*)
 hydroxylation of
 aryldiazonium salts, 0919
 oxidative decarboxylation,
 1747
 radical couplings, 0941
 reaction, thiols with
 arylboronic acids, 0874
 rearrangement, aniline
 ammonium salts, 0741
 Simmons Smith procedure,
 1242
 transesterification, 1421
 unsymmetrical coupling,
 0593
- metal oxides, and
 hydrogenation, 1054
- metal particles, as catalysts,
 surface and particle types,
 1060
- metal salts, addition of
 organotin compounds to
 carbonyls, 1314–1318
 and Grignard reagents,
 radical cyclization, 1126
 for Mukaiyama aldol, 1352
 reagents, for formation of
 acylals, 1273
- metal-cyclobutadiene complex,
 and cyclotrimerization,
 1247
- metal-hydrogen exchange, 0811
 and radicals, 0834
- metal-salen complexes, and
 epoxidation, 1178
 and hydroxylamines, 1547
 and Michael addition, 1108
- metalation, and organolithium
 reagents, 0808
 directed ortho, 0596, 0912
 of alkynes, 0809
 of aromatic compounds,
 0734, 0911–0915
 of C-H, 0808
 with metals, 0811
 with organometallics, 0808
- metallated imines, and synthetic
 applications, 1469
- metallocenes, 0066, 0117, 0118
 and 18 electron systems,
 0067
 and aromatic substitution,
 0066
 and chirality, 0150
 and cyclopentadiene, 0066,
 0067
 and transmetalation, 0827
 bonding, 0066
- metallocyclobutanes, and
 metathesis, 1689
- metals, activated, 0832
 alkali, and radical ions, 0282
 and acyl addition, 1315–1322
 and aromatization, 1709
 and catalysis of alkyne
 amination, 1048
 and conjugate reduction,
 1071
 and decarboxylation, 0745
 and elimination of dihalides
 to alkenes, 1539
 and enolate anions, 1344
 and formation of enolate
 anions, 0811, 0907, 0908
 and hydrogenation, 1054
 and organometallics, 0809
 and oxidation of alkenes to
 aldehydes or ketones,
 1774
 and reduction with silanes,
 1798, 1799
 and reductive coupling to
 diols, 1854, 1855
 and the Barbier reaction,
 1302
 and the Boord reaction,
 1541
 as catalysts in catalytic
 hydrogenation, 1056
 deprotonation, 0811
 dissolving metal reductions,
 1067
 for alkene metathesis, 1682
 for alkyne dimerization, 1092
 for catalytic dehydrogenation
 of alcohols, 1724
 for oxidation of alcohols with
 TEMPO, 1722
 for oxygen oxidation of
 alcohols, 1719
 for pinacol coupling,
 1854–1856
 for the Reformatsky reaction,
 1327
 hydrogen-metal exchange,
 0834
 in acid, deoxygenation of
 aldehydes or ketones,
 1835
 in acid, reduction of
 anhydrides, 1840
 in acid, reduction of nitro
 compounds, 1816, 1817
 in alcohol, reduction of vinyl
 halides, 1827
 in amines, reduction of
 aromatic compounds,
 1069
 in ammonia, and Birch
 reduction, 1067
- in ammonia, decyanation of
 nitriles, 0845
- in ammonia, reduction of
 alkynes, 1064
- in ammonia, reduction of
 aromatic compounds,
 1067
- in ammonia, reductions, and
 CIDNP, 1065
- in aqueous alcohols,
 reduction of heterocycles,
 1069
- metalation, 0811
- reactivity with alkyl halides,
 0831
- reduction of aldehydes or
 ketones, 1797
- reduction of azides, 1822
- reduction of nitro
 compounds, mechanism,
 1818
- reduction of sulfonyl halides,
 1475
- surface area, and the acyloin
 condensation, 1862
- transmetalation, 0825
 with acyl halides and
 alcohols, 1412
 with aldehydes, formation of
 acyl radicals, 0936
 with alkyl halides, 0829,
 0831, 0832
 with crown ethers, 0845
- metathesis, alkene (olefin
 metathesis), 1681–1689
 alkynes, 1688
 and formation of lactones,
 1686
 and Grubbs catalysts, 1683
 and metal carbene complex,
 1688
 and metallocyclobutanes,
 1689
 and molybdenum catalysts,
 1683
 and PEG, 1684
 and ruthenium catalysts,
 1683
 and stability of alkenes, 1683
 and the Shrock catalyst, 1683
 cross, 1684
 domino, 1685
 double, 1685
 functional group
 compatibility, 1686, 1687
 homo-, 1684
 in ionic liquids, 1684
 in supercritical carbon
 dioxide, 1684
 mechanism, 1688, 1689

- polymerization, 1685
 reactivity of alkenes, 1684
 structural changes in the reaction, 1682
 synthetic variations, 1686, 1687
 tandem, 1685
 triple, 1685
 with dienes, 1685
 with diyenes, 1686
 methane, and PES, 0012, 0013, 0014
 bond energy, 0028
 rate determining state in radical halogenation, 0959
 spectroscopy, 0012
 methanoannulenes, 0081, 0082
 and antiaromaticity, 0089
 methanol, as a guest, 0127, 0129
 methanonium ion, 0235, 0766
 mass spectrum, 0766
Methods in Organic Synthesis, 1893
 methoxide, potassium, and phenalene, 0060
 methoxyamine, from organolithium reagents, 0821
 methyl aromatic compounds, and Etard reaction, 1763
 α -oxidation to aldehydes, 1763
 methyl carbanions, 0257
 methyl carbocation, X-ray of, 0236
 methyl compounds, reduction of carboxylic esters, 1842
 reduction of tosylates, reagents for, 1832
 methyl groups, neighboring group participation, 0466
 methyl ketones, see ketones
 methyl transfer, 0310
 methylation, of aryldiazonium salts, 0922
 methylene compounds, oxidation to amines, 1757
 oxidation to sulfonic acids, 1757
 reductive of ketones, 1835
 methylene groups, oxidation, 1753
 methylene, active, see active methylene
 methylene, addition to benzene, 1239
 and decomposition of diazomethane, 1240
 from diazomethane, 0804
 insertion, 0803
 methylene, carbene, 0283, 0286
 singlet, 0289
 methylenecyclohexanes, and chirality, 0149
 methylids, sulfur, 1382
 methyllithium, with enol acetates, 0631
 with silyl enol ethers, 0631
 X-ray crystallography, 0260
 methylsulfinyl carbanion, with aryl nitro compounds, 0914
 methylsulfonyl carbanion, with esters, 1455
 methylthioalkynes, see alkynes
 Meyer's *V* values, 0411
 Meyers aldehydes synthesis, 0642
 micellar catalysis, see catalysis
 micellar effects, and Diels Alder reactions, 1199
 Michael addition, acidic conditions, 1110
 amines to conjugated carbonyl compounds, 1046
 and DABCO, 1107
 and electrochemistry, 1110
 and enamines, 0636
 and Mannich bases, 1109
 and preformed enolates, 1107
 and radical initiators, 1107
 and radicals, 1110
 chiral imines, 1109
 double, 1109
 enantioselectivity, 1109
 intramolecular, 1109
 mechanism, 1008, 1009
 of enolate anions, 1108
 solvents, 1107
 with conjugated nitriles, 1008
 Michael reaction, and addition reactions, 1031
 and Robinson annulation, 1350
 and tautomerism, 0105
 metal catalyzed, 1107, 1108
 reversibility, 1009
 stereoselectivity, 1108
 sulfur ylids, 1386
 thermal, 1109
 to conjugated alkenes, 1105–1110
 vinylogous, 1107
 Michael-type alkenes, addition of HCN, 1147
 microbeads, and Sonogashira coupling, 0905
 microscopic reversibility, 0309
 microsolvation, S_N2 transition state, 0503
 microwave chemistry, 0352–0355
 microwave irradiation, and acetal cleavage, 0527
 and α -oxidation of ketones to diketones, 1758
 and acetal hydrolysis, 0526
 and acylation of amines, 1429
 and acylation of amines with esters, 1435
 and alkene metathesis, 1684
 and alkyl iodides, 0577
 and amide formation, 0730
 and amines, 0555
 and arylation of amines, 0877
 and chromate oxidation of alcohols, 1716, 1717
 and Claisen rearrangement, 1669
 and conjugate addition, of aldehydes, 1132
 and conversion of aldehydes to nitriles, 1287, 1288
 and dehydration of amides to nitriles, 1549
 and dehydration of oximes to nitriles, 1547
 and dielectric heating, 0353
 and Diels-Alder reactions, 0352, 1198
 and Doebner modification, 1360
 and enamine formation, 1284
 and ester hydrolysis, 1400, 1401
 and esterification of carboxylic acids, 1415
 and Etard reaction, 1763
 and ether formation, 0529
 and formation of amino-alcohols, 0563
 and formation of phenols, 0870
 and Friedel-Crafts acylation, 0720
 and Fries rearrangement, 0736
 and halide exchange in aryl halides, 0884
 and Huang-Minlon modification, 1836
 and hydrolysis of C=N compounds, 1265
 and hydrolysis of carboxylic esters, 1401

- microwave irradiation, and
 acetal
 cleavage, (*Continued*)
 and hydrolysis of
 dithioketals, 1279
 and hydrolysis of nitriles,
 1269
 and hypervalent iodine
 oxidation of alcohols,
 1724
 and ionic liquids, 0416
 and ketal hydrolysis, 0526
 and Meerwein-Ponndorf-
 Verly reduction, 1796
 and metal catalyzed
 conjugate addition of
 amines, 1130
 and microwave ovens, 0353,
 0354
 and Montmorillonite clay,
 0512
 and oxidation of benzyl silyl
 ethers, 1720
 and oxidation of benzylic
 alcohols, 1726
 and oxidation of phenols,
 1728
 and Pechmann condensation,
 0713
 and peroxide epoxidation of
 alkenes, 1171
 and phase transfer catalysis,
 0511
 and phosphine reactions with
 alkyl halides, 1369
 and polarization, 0353
 and rate enhancement, 0352
 and rate of reaction, 0512
 and reactivity, 0512
 and reduction of conjugated
 aldehydes, 1074
 and reduction of imines,
 1812
 and reductive amination,
 1291
 and ruction of nitro
 compounds, 1817
 and sodium borohydride
 reduction, 1792
 and Sonogashira coupling,
 0904
 and Stille coupling, 0793,
 0794
 and Suzuki-Miyaura
 coupling, 0900, 0901
 and synthesis, 0354
 and the Baylis-Hillman
 reaction, 1324
 and the Beckmann
 rearrangement, 1614
 and the Cannizzaro reaction,
 1864
 and the Fischer indole
 synthesis, 1675
 and the Heck reaction, 0354,
 0894
 and the Hunsdiecker
 reaction, 0996
 and the Knoevenagel
 reaction, 1359
 and the Krönke reaction,
 1766
 and the Mannich reaction,
 1293
 and the Mitsunobu reaction,
 0355
 and the Pauson-Khand
 reaction, 1142
 and the Rosenmund-von
 Braun reaction, 0885
 and the Sonogashira reaction,
 0354
 and the Suzuki reaction, 0354
 and the Ullmann reaction,
 0354
 and the Williamson reactions,
 0529
 and thiirane formation, 0532
 and Vilsmeier-Haack
 reaction, 0725
 and warming, 0353
 microwave irradiation, aryl
 halides with phenoxides,
 0872
 benzylic halides from
 alcohols, 0512
 chlorosulfonyl isocyanate
 with alkenes, 1466
 conversion of carboxylic acid
 to amines, 1431
 cycloaddition reaction, 0355
 dihydroxylation reaction,
 0355
 dry-reaction, 0353
 electric field component,
 0353
 electromagnetic waves, 0353
 ene reactions, 0352
 formation of acylals, 1273
 formation of enamines, 1282
 formation of imines, 1282
 halogenation of ketones,
 0776
 in reactions of amines with
 diketones, 1283
 magnetic field component,
 0353
 metal catalyzed arylation of
 amines, 0878
 origins, 0352
 oxidation of thiols, 1785
 reactors, 0354
 wavelength, 0353
 with imines and diazo
 ketones, 1466
 microwave ovens, and
 microwave chemistry,
 0353, 0354
 microwave reactors, 0354
 microwave spectroscopy, and
 bond distance, 0022
 and conformations, 0196
 migrating groups, hydrogen, in
 rearrangements, 1567
 in radicals rearrangements,
 1577
 rearrangements, memory
 effects, 1570, 1571
 stereochemistry, in
 rearrangements,
 1566–1568
 migration group, in
 rearrangement, 1559
 migration origin and terminus,
 and rearrangement, 1559
 migration, see rearrangement
 migration, para, and Fries
 rearrangement, 0735
 migrations, see rearrangements
 migratory aptitude, in
 rearrangements, 1568
 in the Baeyer-Villiger
 rearrangement, 1619
 in the Beckmann
 rearrangement, 1615
 in the Schmidt reaction, 1612
 in the Wittig rearrangement,
 1624, 1625
 rearrangements, H versus
 alkyl versus aryl, 1570
 Mills reaction, 0922
 Mills-Nixon effect, 0052
 Mills-Nixon effect, and
 electrophilic aromatic
 substitution, 0677
 mirror plane, and allenes, 0148
 Mislow-Evans rearrangement,
 1678
 Mitsunobu reaction, alkylation
 of amides, 0570
 and alcohols dehydration,
 0535
 and ether formation, 0530,
 0535
 and microwaves, 0355
 and sulfonate esters, 0546
 and Williamson reactions,
 0530
 azide and epoxides, 0564
 esterification, 0540

- formation of alkyl azides from alcohols, 1612
 formation of amines, 0559
 mixed aldol reaction, 1343
 mixed organocuprates, 0602
 mixed S_N1 - S_N2 reactions, 0440, 0441
 MM3, MM4, MMFF, and molecular mechanics, 0215
 MMPP (magnesium monoperoxyphthalate, 1169 and oxidation of hydrazones, 1731
 MO (molecular orbital), calculations, *ab initio*, 0004, 0035
 AM1, 0035
 and aromatic compounds, 0033
 and azulene, 0067
 and Birch reduction, 1068
 and bond angles and bond distances, 0035
 and bond energy, 0030
 and cross conjugation, 0044
 and cyclopropane, 0218
 and Diels-Alder regioselectivity, 1200
 and free energy for S_N2 , 0431
 and fullerenes, 0094
 and Hückel's rule, 0071
 and ion pair formation, 0440
 and naphthalene, 0059
 and S_N1 reactions, 0487
 and strain, 0218
 and the tetrahedral mechanism, 0476
 CNDO, 0035
 cyclobutadiene, 0074
 dipole moments, 0035
 energy barrier to rotation, 0198
 MINDO, 0035
 semiempirical, 0035
 [2 + 2]-cycloaddition of alkenes and ketenes, 1226
 MO theory, activation hardness, 0679
 and cyclopropyl cation ring opening, 1644
 and electrophilic aromatic substitution, 0679
 and resonance, 0033
 Möbius aromaticity, 0091, 0092
 Möbius strip compounds, and chirality, 0152
 and cycloadditions, 1211
 ligand exchange, and rotaxanes, 0132
 Möbius systems, allowed reactions, 1211
 conrotatory processes, 1638
 [1,3]-sigmatropic rearrangement, 1650
 Möbius-Hückel method, 1210-1213
 and electrocyclic reactions, 1636
 and the Diels-Alder reaction, 1210
 Modified neglect of diatomic overlap, 0035
 Moffatt oxidation, of alcohols, 1721
 molar rotation, definition, 0139
 molecular belts, 0132
 molecular knots, 0133, 0134, 0152
 molecular mechanics, 0196, 0213-0216
 molecular necklaces, 0131
 molecular orbitals, 0005, 0006
 molecular orbitals, also see MO
 molecular recognition, 0124, 0125
 molecular refraction, and aromaticity, and hardness, 0063
 molecular ribbons, 0132
 molecular shuttle, 0134
 molecular sieves, and formation of imines, 1282
 and Jones reagent, 1716
 molecular switches, 0132
 molecular threads, 0132
 molecular-orbital method, see MO
 molecularity, and rate law, 0316
 molecules, strained, see strained molecules
 molybdenum catalysts, and metathesis, 1683
 monochloroborane, see boranes
 monohapto compounds, 0117
 monooxygenases, bacterial, oxidation of thioethers, 1782
 Montmorillonite, and acetal cleavage, 0526
 and acylation of amines, 1430
 and addition of thiols to alkenes, 1043
 and aziridines with allylic alcohols, 0621
 and Beckmann rearrangement, 1614
 and chromate oxidation of alcohols, 1717
 and formation of aryl sulfones, 0697
 and formation of phenols, 0870
 and Meerwein arylation, 0924
 and microwaves, 0512
 and NaBr, with alcohols, 0577
 and nitration of aromatic compounds, 0687
 and α -oxidation of ketones to diketones, 1758
 and oxidation of phosphines, 1780
 and reductive amination, 1291
 and the Heck reaction, 0894
 and the Pechmann condensation, 0713
 and the Prins reaction, 1394
 and the Willgerodt reaction, 1868
 and transesterification, 1419
 morphine, and resolution, 0173
 Mosher's acid, and absolute configuration, 0159, 0160
 MS (mass spectrometry), and the methanonium ion, 0766
 electrospray ionization, and Suzuki-Miyaura coupling, 0903
 high pressure, and S_N2 reactions, 0429
 of carbocations, 0236
 of radicals, 0266
 MTPA, see Mosher's acid
 Mukaiyama aldol, see aldol
 Mukaiyama's reagent, and dehydration of carboxylic acids, 1514
 and lactonization, 1416
 multiple bonds, see bonds
 multiple bonds, +M and -M effects, field effects, 0396
 (-)-murtanal, and chiral Lewis acids, 0387
 myrtanylborane, 1080
 N-acylation, and Friedel-Crafts acylation, 0720
 with enamines, 0636
 N-bromodimethylsulfonium bromide, 0701
 N-chlorodimethylsulfonium chloride, 0701
 N-haloamides, see amides
 N-hydroxysuccinimide (NHS), nitration of alkanes, 0786
 N-iodosuccinimide, see NIS

- N-methylmorpholine-N-oxide, see NMO
- N-nitroaniline, and see anilines rearrangement, 0738
- N-nitroso compounds, 0690
- N-nitroso groups, rearrangement, 0739
- N-oxides, and spin traps, 0268
- Nafion-H, 0698
and hydration of alkynes, 1035
- named reactions, 0418
- Nametkin rearrangement, and Wagner-Meerwein rearrangement, 1583
- nanoparticles, and catalytic hydrogenation, 1055
and epoxide ring opening, 0619
and metal catalyzed coupling of allylic esters, 0611
and reduction of nitro compounds, 1816
and Sonogashira coupling, 0905
and the Pauson-Khand reaction, 1142
- naphthalene, alternant hydrocarbon, 0069
and aromaticity, 0061
and complex formation, 0125
and MO calculations, 0059
and resonance, 0033
bond order, canonical forms, and Dewar structures, 0059
electrophilic aromatic substitution, 0676
Friedel-Crafts alkylation, 0709
oxidation to naphthoquinones, 1764
oxidation to phthalic acid, 1744
partial bond fixation, 0059
resonance energy, 0060
- naphthols, with ammonia, 0882
- naphthoquinones, by oxidation of naphthalenes, 1764
- naphthylamines, and the Bucherer reaction, 0882
- naphthyllithium reagents, and X-ray, 0263
- Nazarov cyclization, 0823, 1095 retro-, 1096
- NBS (N-bromosuccinimide), and acetal cleavage, 0527
and alkyl bromides, 0579
and chloramine-T, 1184
and formation of alkyl halides from carboxylic acids, 1426
and formation of halohydrins, 1153
and halogenation of carboxylic acids, 0781
and oxidation of alcohols, 1725
and radical halogenation, 0956
and the Pummerer rearrangement, 1867
and Wohl-Ziegler bromination, 0961
as a source of bromine, 0962
bromination of aromatic compounds, 0699
formation of haloamines, 0849
halogenation of aromatic compounds, 0699
in ionic liquids, 0699
radical halogenation, 0961
with AIBN, ammonia, and aldehydes, 0974
with DBU, and carbamates, 1608
with sodium methoxide, and the Hofmann rearrangement, 1607
with sulfoxides, 0782
with vinylboranes, 0820
- NCS (N-chlorosuccinimide), and allylic chlorination, 0963
and aromatization, 1711
and the Pummerer rearrangement, 1867
formation of haloamines, 0849
radical chlorination, catalysts for, 0963
with sulfoxides, 0782
with vinylboranes, 0820
- Neber rearrangement, 1605
and azirene, 0312, 1606
and intermediate isolation, 0312
mechanism, 1606
- necklaces, molecular, 0131
- Nef reaction, 1267
and the aci form of nitro compounds, 1268
and the Knoevenagel reaction, 1359
in connection with the Favorskii reaction, 1360
mechanism, 1267
negative enhancement, and NMR, 0270
- negative hyperconjugation, 0210
- neighboring group mechanism, also see mechanisms
- neighboring group mechanism, 0446
and anti-dihydroxylation, 1164
- neighboring groups, alkenes, 0451
and cyclization, 0449
and electron density, 0454
and first order rates, 0446
and halonium ions, 0449
and NMR, 0454
and nucleophiles, 0453
and phenonium ions, 0456
and radicals, 0942
and rate enhancement, 0457
and retention, 0451
and S_N2 reactions, 0446
and solvolysis, 0449, 0454, 0456, 0457
aromatic rings, 0455–0457
 β - to leaving group, 0446
 β -aryl, 0459
cyclobutyl, 0455
cyclopropyl, 0454
C–C single bonds, 0459
hydrogen, 0467
methyl, and NMR or Raman, 0466
participation by π bonds or by σ bonds, 0450
principle of increasing electron demand, 0449
propargyl groups, 0483
 σ -bonds, 0459
silyalkyl, 0467
structural features, 0449
- neopentyl systems, and S_N2 reactions, 0479, 0755
- neutron diffraction, and hydrogen bonds, 0109
- Newman projections, and conformations, 0197
definition, 0197
syn and anti elimination, 1485
- nickel boride, and hydrogenation, 1054
- nickel carbonyl, and hydrocarboxylation, 1139
- nickel complexes, and coupling aryl halides, 0898
- nickel, Raney, and desulfurization of dithioketals, 1280
and dithianes, 0639

- and hydrogenation, 1054
and the Zinin reduction, 1816
and transamination, 0562
desulfurization, 0990, 0991, 1849, 1850
hydrogenation of thioethers or thiols, 0990
reduction of alkyl halides, 1826
reduction of sulfo groups, 0749
reduction of sulfur compounds, 1816
with dithioacetals and dithioketals, 0639
Nicotiana tabacum, reductase, 1074
NIS, and formation of halohydrins, 1153
nitrate esters, from alcohols, 0545
nitrate, ethyl, see ethyl nitrate
nitrate, silver, see silver nitrate
nitrates, see esters, nitrate
nitrates, metal, and transmetallation, 0827
nitration of aromatic compounds, and arylboronic acids, 0690
and ethyl nitrate, 0688
and Lewis acids, 0687
and organolithium reagents, 0690
and Raman, 0689
in ionic liquids, 0687
nitration, and nitronium ion, 0691
and steric inhibition of resonance, 0691
electrophilic aromatic substitution, 0690
of alkanes, 0786
of amines, 0846–0848
of anilines, 0688
of arenium ions, 0691
of aromatic compounds, 0664, 0665, 0685, 0686, 0690, 0691
of benzene, and intermediates, 0312
of benzene, rate and product distribution, 0680
of heterocycles, 0687
of toluene, rate and product distribution, 0680
nitrene insertion, 0790
nitrenes, 0293–0295, 1183
ab initio calculations, 0293
acyl, 1561
addition to alkenes, 0294
amino, see aminonitrenes
and rearrangements, 1561
aryl, 0293
by elimination of O-sulfonylamines, 0293
carbonyl, see carbonylnitrenes
definition, 0293
dimerization, 0295
enantioselective formation, 1183
enthalpy, 0293
formation of amides, 0789
from amines and nitrous acid, 0500
from azides, 0294
hydrogen abstraction, 0295
insertion, 0294, 0789, 0790
rearrangements, 0294
singlet, 0293
singlet, see singlet triplet, 0293
triplet, see triplet
with alkanes, 0789
with aromatic compounds, 1185
nitrenium ions, singlet and triplet, 0295
nitric acid, AIBN, and conjugated acids, 0975
and nitration of aromatic compounds, 0686, 0688
nitration of amines, 0848
nitration of aryldiazonium salts, 0986
with alkenes, 0785
nitric oxide, radical inhibitor, 0938
nitrile carbanions, 0253
nitrile oxides, dyotropic rearrangement to isocyanates, 1700
nitriles dehydration of amides, and the Burgess reagent, 1549
nitriles, acid catalyzed addition of alcohols, 1458
acid catalyzed reaction with alcohols, 1275
addition of amines or ammonia, 1296
addition of HCN, 1393
alcoholysis, 1275
alkylation, 0626
and halogenation of aromatic compounds, 0701
and Stephen reduction, 1815
and the Blaise reaction, 1328
and the Ehrlich-Sachs reaction, 1368
and the Hoesch reaction, 0732
and the Pinner synthesis, 1275
and the Ritter reaction, 1459
and the Thorpe reaction, 1387
aryl, and the Rosenmund-von Braun reaction, 0885
aryl, by the Sandmeyer reaction, 0985
aryl, from aryl diazonium salts, 0985
aryl, from aryl halides, 0885
aryl, from arylthallium compounds, 0913
aryl, metal catalyzed reactions, 0733
nitriles, by addition of HCN to alkenes, 1147
by dehydration of amides, 1549, 1550
by dehydration of oximes, 1546, 1547
by dehydrogenation of amines, and reagents for, 1729, 1730
by elimination of hydrazone salts, 1547
by fragmentation of oximes, 1548
by oxidation of amines, 1729, 1730
by oxidation of hydrazones, 1731
by rearrangement of O-tosyl oximes, 1548
nitriles, catalytic hydrogenation, 1814
condensation with esters, 1455
condensation with nitriles, 1387
conjugated, cyanoethylation, 1008
conjugated, proton acidity, 0633
conjugated, reagent for conjugate reduction, 1071
conversion to thioamides, 1269
decyanation, 0845, 1843
enzymatic hydrolysis, 1269
formation of aryl ketones, 0732

- nitriles, from aldehydes,
 reagents for, 1287, 1288
 from alkyl halides, 0648
 from amides, by the von
 Braun reaction, 1550
 from aromatic compounds,
 0733
 from aryl triflates, 0733
 from carboxylate anion and
 cyanogen bromide, 1461
 from cyanide ion, 0648
 from imines, and
 dehydrogenation, 1730
 from iminium salts, 0733
 from isocyanides, and
 Schwartz's reagent, 1148
 from organometallics, 0825
 from oximes and acids, 1547
 from oximes, and the Burgess
 reagent, 1546
- nitriles, hydrolysis, 0648
 hydrolysis, 1268, 1269
 in the Diels-Alder reaction,
 1216
 metal catalyzed addition of
 amines, 1297
 metal mediated addition of
 alkenes, 1459
 photochemical radiation with
 hydrocarbons, 0975
 pK_a of the α -proton, 0383,
 0627
 reagents for hydrolysis,
 1269
 reduction to aldehydes,
 reagents, 1815
 reduction to amines,
 reagents, 1813, 1814
 reduction to hydrocarbons,
 1843
 reduction to methyl with
 terpenes, 1824
 reductive cleavage to
 aldehydes, 1835
 substitution of H, 0801
 trimerization, 1460
 vinyl, from vinyl triflates,
 0825
 vinyl, from
 vinylorganometallics,
 0825
 vinylidene, hydration and
 cleavage, 1034
 with active methylene
 compounds, 1388
 with carbocations, 1458
 with Grignard reagents,
 1337, 1338
 with metal alkyne anions,
 0904
- with metals in ammonia,
 0845
 with sodium borohydride,
 0846
- nitrilium ions, and Friedel-
 Crafts cyclization,
 0716
 and isoquinolines, 0716
 and the Schmidt reaction,
 1613
 by reaction of nitriles with
 oxonium salts, 1814
 reduction to amines, 1814
- nitrite esters, from alcohols,
 0545
 from alkyl halides, 0571
- nitrite ion, as an ambident
 nucleophile, 0515, 0546
- nitrite, sodium, see sodium
 nitrite
- nitrites, alkyl, and conversion of
 anilines to aryl halides,
 0985
 and diazotization of amines,
 0921
 from amines, 0847
 with aromatic compounds,
 0925, 0926
- nitro compounds, aci form,
 0104
 aci form, and the Nef
 reaction, 1268
 alkylation, Katritzky
 pyrylium-pyridinium
 method, 0626
 and nitric acid, 0785
 and tautomerism, 0104
 and the Nef reaction, 1267
 and ultrasound, 1816
 anion formation, 0515
 aryl, alkylation, 0914
 aryl, and the von Richter
 rearrangement, 0927
 aryl, from aryldiazonium
 salts, 0985
 aryl, replacement of nitro
 with alkyl, 0927
 aryl, vicarious nucleophilic
 substitution of hydrogen,
 0915
 aryl, with carbanions,
 0914
 aryl, with cyanide, 0927
 aryl, with
 dimethyloxosulfoxonium
 methylid, 0914
 aryl, with methylsulfinyl
 carbonation, 0914
 base induced elimination,
 1552
- by dioxirane oxidation of
 isocyanates, 1778
 by oxidation of nitrogen
 compounds, reagents,
 1778
 conjugated, with baker's
 yeast, 1074
 cyanation, 0802
 electrolytic reduction to
 hydroxylamines, 1819
 enolate anions, reduction to
 hydroxylamines, 1819
 Friedel-Crafts alkylation,
 0710
 from alkyl halides, 0571
 from arylthallium
 compounds, 0913
 from silver nitrate or sodium
 nitrite, 0571
 Henry reaction, 1357
 hydrolysis, 1267
 photochemical
 rearrangement, 0345
 reagents, for hydrolysis,
 1267, 1268
 reduction of amines, reagents,
 1815, 1816, 1817
 reduction to azo compounds,
 reagents, 1863
 reduction to azoxy
 compounds, reagents,
 1862
 reduction to enamines, 1047
 reduction to hydrazo
 compounds, 1863
 reduction to hydrocarbons,
 reagents, 1845
 reduction to hydroxylamines,
 reagents, 1818
 reduction to oximes,
 reagents, 1821
 reduction with bakers yeast,
 1817
 reduction with $LiAlH_4$, 1817
 reduction with metals, in
 acid, 1816, 1817
 reduction with metals,
 mechanism, 1818
 reduction, and amination of
 alkenes, 1047
 reduction, and microwaves,
 1817
 reduction, on alumina, 1817
 reductive alkylation, 1291,
 1818
 removal of nitro, reagents,
 1845
 vinyl, 0787, 0975
 with aldehydes or ketones,
 1357

- with alkyl halides, 0515
- with enolate anions, 0613
- with phosphorus ylids, 1379
- nitro groups, deactivating groups, 0688
- rearrangement, 0738
- nitro-alcohols, by the Henry reaction, 1357
- from epoxides, 0565
- nitro-Hunsdiecker reaction, 0975
- nitrobenzene, dipole moment, 0018
- from organolithium reagents, 0690
- nitrogen nucleophiles, 0555
- nitrogen ylids, 0054
- nitrogen ylids, see ylids
- nitrogen, electron structure, 0013
- extrusion from pyrazoles, pyrazolines, or triazolines, 1553
- leaving group, 0499
- metal catalyzed reaction with organolithium reagents, 0880
- PES spectrum, 0012
- nitromethanes, pK_a , 0253
- nitrones, addition of
 - organometallics, 1335
 - by oxidation of amines or hydroxylamines, 1732
 - from hydroxylamines and metal-salen complexes, 1547
 - from oximes, 0547
 - Michael addition, 1107
 - with Grignard reagents, 1336
- nitronic esters, O-alkylation, 0515
- nitronium ion, and nitration of aromatic compounds, 0664, 0688, 0691
- as a leaving group, 0683
- electrophilic aromatic substitution, 0672
- migration from nitrogen, 0738
- nitronium salts, and nitration of alkanes, 0786
- and nitration of aromatic compounds, 0689
- nitration of amines, 0848
- nitrosation, and enols, 0785
- and UV, 0785
- mechanism, 0691
- of ketones, mechanism, 0784
- nitrosation, photochemistry, 0785
- nitroso compounds, and
 - Ehrlich-Sachs reaction, 1368
 - and formation of imines, 0785
 - and tautomerism, 0103
 - and the Barton reaction, 1696
 - aromatic, 0690
 - aryl and the Mills reaction, 0922
 - aryl, Fischer-Hepp rearrangement, 0739
 - aryl, N-nitroaniline rearrangements, 0739
 - aryl, with anilines, 0922
 - by oxidation of anilines, 1776, 1777
 - by oxidation of hydroxylamines, 1731
 - Diels-Alder reaction, 1216, 1217
 - from nitro compounds, 0345
 - from nitrous acids, 0784
 - metal reduction to amines, 1819
 - N- versus C- alkylation, 0690
 - oxidation to nitro compounds, 1778
 - reduction to amines, 1823
 - reductive alkylation, 1291
 - with nitriles, 1368
 - with oximes, 0848
- nitroso ureas, base induced elimination, 1552
- nitroso-amides, base induced elimination, 1552
- nitroso-carbamates, base induced elimination, 1552
- nitroso-halogenation, of alkenes, 1158
- nitroso-oxime tautomerism, see tautomerism
- nitrosoamides, with aromatic compounds, 0925
- from amines, 0846, 0847
- nitrosomethane, and tautomerism, 0103
- nitrosonium ion, and diazotization, 0918
- nitrosyl halides, with alkenes, 1158
- nitrotoluene, dipole moment, 0018
- nitrous acid, and amines, 0499
- and carbocation formation from amines, 0247
- and diazonium salts, 0692
- and formation of aryl diazonium salts, 0917
- selectivity, 0918
- with amines, 0247, 0846, 0847, 0917
- with aziridines, 1538
- with hydrazines, 0846
- nitroxide, radicals, 0273, 0278
- asymmetric, 0276
- and TEMPO, 0274
- nitroxyl radicals, 0273
- and Bobbitt's reagent, 1723
- and oxidation of alcohols, 1723
- TEMPO, 0274
- X-ray, 0274
- nitryl chloride, addition to alkenes or alkynes, 1158
- NMO (N-morpholine-N-oxide), and dihydroxylation of alkenes, 1162
- NMR (nuclear magnetic resonance), and absolute configuration, 0161, 0162
- and alkenes, 0056
- and amination of quinoline, 0916
- and annulenes, 0079, 0080, 0083, 0084, 0088, 0089
- and antiaromaticity, 0075, 0090
- and aromaticity, 0057
- and aryl carbanions, 1069
- and benzene, 0056
- and benzenonium ion, 0662
- and bond order, 0060
- and bullvalene, 1665
- and carbocation stability, 1562
- and carbocations, 0236, 0241, 0245, 0246, 0454, 0459
- and chiral compounds, 0180, 0181
- and chiral lactams, 0160
- and chiral shift reagents or chiral solvents, 0181
- and chirality, 0151
- and conformation of macrocycles, 0213
- and conformations, 0196
- and Cope rearrangement, 1665
- and crown ethers, guest-host interactions, 0124
- and cycloheptatrienyl anion derivatives, 0078
- and cyclopropylmethyl carbocations, 0465
- and detection of hemiaminals, 1281
- and determining absolute configuration, 0160
- and diamagnetic ring current, 0055

- NMR and absolute configuration, (*Continued*)
 and diastereotopic compounds, 0193
 and diatropic, 0055
 and dynamic nuclear polarization, 0270
 and electronegativity, 0017
 and emission, 0270
 and enantiomeric excess or enantiomeric purity, 0180, 0181, 0182
 and enol content, 0101
 and Fischer indole synthesis, 1675
 and Grignard reagents, 0262
 and homoaromatic compounds, 0093
 and hydrogen bonding, 0110, 0111, 0112
 and intermediates, 0312
 and isotope effects, 0324
 and isotopic labeling, 0314
 and kekulene, 0087
 and keto-enol tautomerism, 0101
 and kinetics, 0321, 0434
 and mechanism, 0321
 and mechanism, conjugate addition of
 organometallics, 1120
 and Meisenheimer salts, 0855
 and methane, 0012
 and methyl neighboring groups, 0466
 and nonclassical carbocations, 0451, 0454, 0462, 1583
 and norbornadienyl carbocations, 0451
 and norbornyl carbocations, 0463
 and organometallics, 0259
 and oxaphosphetanes, 1374
 and paramagnetic ring current, 0057
 and paratropic compounds, 0057, 0090
 and phenonium ions, 0458, 0459
 and radicals, 0268, 0271
 and ring current, 0055, 0056, 0057
 and rotaxanes, 0134
 and σ values, 0408
 and solvolysis of esters, 0434
 and spin traps, 0268
 and steric strain, 0216
 and structure of carbocations, 1645
 and the Wittig reaction, 1374
 and valence tautomerism, 1667
 anisotropy, and
 conformations, 0196
 annulenes, 0087, 0090
 bicyclo[5.1.0]octadiene, 1665
 cyclobutadiene derivatives, 0075
 EtI + EtLi, 0269
 heptalene, 0067
 negative enhancement, 0270
 paracyclophanes, 0050
 tri-*tert*-butylcyclobutene, 1667
 tropone and tropolone, 0065
 no-bond resonance, 0097
 NOESY, and π - π -interactions, 0115
 nomenclature, *aa/ee/ae*, and conformations, 0205
 acid and base, IUPAC, 0356
 and diastereomers, 0166
 and IUPAC, 0235
 and the Cahn-Ingold-Prelog system, 0183
 carbocations, 0235
 cis/trans, and dienes, 0184
 D/L, and stereogenic atoms, 0155
 dig, 0306
 E/Z, 0183, 0184
 epi, 0165
 erythro/threo, 0166
g transitions, 0331, 0332
 [i,i], and sigmatropic rearrangement, 1647
 IUPAC, mechanisms, 0420
 IUPAC, transformations, 0419
 peri-, 0165
 R/S, and stereogenic atoms, 0155-0158
 re/si, 0194
 syn/anti, 0166
 tet or trig, 0306
u transitions, 0331, 0332
 nonadjacent π -bonds, stabilization of carbanions, 0255
 nonaflates, leaving groups, 0497
 nonalternant hydrocarbons, 0069
 cyclopropenyl cation, 0073
 topological polarization, 0071
 nonaromatic rings, and arynes, 0862
 nonaromatic systems, and Hückel's rule, 0071
 nonbonded interactions, 0216
 nonbonding orbital, 0041
 nonclassical carbocations, 0247, 0450
 nonclassical carbocations, see carbocations
 nonconcerted Cope rearrangement, 1664
 nonplanar radical cations, 0283
 nonpolar solvents, see solvents
 norbornadienes, and
 photochemical [2 + 2]-cycloaddition, 1232
 cycloaddition with alkenes, 1204
 norbornadienone, irontricarbonyl complex, 0118
 norbornane, and twist conformation, 0204
 norbornene, addition of DCl, 1023
 and strain, 0228
 stereochemistry of addition, 1023
 norborneol, 0189
 norbornyl carbocations, *ab initio* calculations, 0463
 classical arguments, 0461
 in stable solutions, 0462
 stability, 0463
 norbornyl compounds, and S_N1 reactions, 0436
 norbornyl systems, and nonclassical carbocations, 0450
 and solvolysis, 0460
 norcamphor, 0189
 norcaradiene, from methylene and benzene, 1239
 photochemical ring opening, 1633
 norephedrine, benzoyl, and rearrangement, 0400
 normal acid, definition, 0367
 Normant reagents, addition to alkynes, 1101, 1102
 Norrish Type I cleavage, definition, 0343
 photolysis of cyclobutanones, 1555
 Norrish Type II cleavage, 0344
 and elimination, 1478
 nortricyclane, and nonclassical carbocations, 0463
 nortricycyl chloride, 0292
 nosylates, leaving groups, 0497

- Nuclear Overhauser effect spectroscopy, see NOESY
- nuclear magnetic resonance, see NMR
- nucleophile, ambident, cyanide, 0648
- nitrite ion, 0515, 0546
- nitro compounds, 0515
- nucleophile, approach to carbonyl, 1258
- nucleophile, definition, 0297
- nucleophiles, ambident, 0513 and basicity, 0516 and counterions, 0517 and crown ethers, 0517 and Kornblum's rule, 0516 and phenoxide ions, 0515 and regioselectivity, 0513 and steric effects, 0517 and thermodynamic control, 0516 cyanide, 0515 dianions, 0514 enolate anions, 0514 solvent effects, 0517 types, 0514
- nucleophiles, 0490 and catalysis of attack at carbonyls, 1259 and displacement of diazonium, 0916 and HSAB, 0492 and Lewis bases, 0490 and neighboring groups, 0453 and nucleophilic aromatic substitution, 0869 and nucleophilicity table, 0494 and rate of reaction, 0492 and S_N1 reactions, 0490 and substitutions, 0425 and Umpolung, 0634 attack at ipso carbon, 0854 carbon, 0587 catalysis of amide hydrolysis, 1408 charged, and solvent effects, 0503 counterions, 0516 dicarbonyl anions, 0514 enolate anions, 0514 heteroatom, conjugate addition, 1130 in S_N2 reactions, 0490 nitrogen, 0555 opening aziridines, 0621 rate of reaction with carbocations, 0490 reaction with carbocations, 0248 reaction with epoxides, 0538 strength of, 0490, 0491 sulfur, 0548 trajectory of approach to carbonyls, 1258 uncharged, 0492
- nucleophilic addition, see addition
- nucleophilic assistance, and solvents, 0506
- nucleophilic catalysis, hydrolysis of anhydrides, 1399
- nucleophilic radicals, 0948, 1018
- nucleophilic rearrangement, 0299
- nucleophilic rearrangement, mechanism, 1560–1574
- nucleophilic strength, 0490, 0491
- nucleophilic strength, see nucleophilicity
- nucleophilic substitution, see substitution
- nucleophilicity order, for S_N2 reactions, 0493 toward sulfonyl sulfur, 1472
- nucleophilicity, ambident nucleophiles, 0516 amides, 0568 and basicity, 0491 and Bronsted-plots, 0495 and polarizability, 0516 and rate of reaction, 0492 and solvation, 0491, 0492 and solvents, 0491, 0504 and steric hindrance, 0493 and supercritical carbon dioxide, 0508 and Swain-Scott equation, 0493 and the α -effect, 0495 and the Periodic table, 0491 and unshared electrons, 0495 at carbonyl carbon, 0494 in nucleophilic aromatic substitution, 0869 in $S_{RN}1$ reaction, 0869 of nucleophiles, table, 0494 π -, 0999 reaction at carbonyls, 0494 solvent, scale, 0506 versus basicity, and elimination, 1505
- Nucleus Independent Chemical Shift (NICS), 0057
- O-acylation, and Friedel-Crafts acylation, 0720 with acyl halides, 1451
- O-acylhydroxamic acids, see hydroxamic acids
- O-alkylation, and amide formation, 0568 enolate anions, 0514, 0623 nitronic esters, 0515 phenoxide ions, 0515
- O-sulfonylamines, elimination to nitrenes, 0293
- O-tosyl imines, and the Neber rearrangement, 1605
- observed rotation, also see enantiomers, chiral compounds
- observed rotation, α , definition, 0139
- octatetraenes, cyclization to cyclooctatrienes, 1642
- octylidenes, 0286
- oleanene, and Wagner-Meerwein rearrangements, 1583
- olefin metathesis, see metathesis, alkene
- olefination, Peterson, see Peterson
- oligocatenanes, 0131
- onium salts, from amines, 0376 with alcohols, 0538
- online literature searching, 1901
- Oppenauer oxidation, of alcohols, 1721 and the Meerwein-Ponndorf-Verley reaction, 1721
- optical activity, 0136 and allenes, 0148, 0149 and biaryls, 0146 and chiral atoms, 0140, 0141 and chirality, 0136 and circularly polarized light, 0163 and paracyclophanes, 0150 and polarizability, 0141 and refractive index, 0163 and restricted rotation, 0150 and solvolysis, 0460 and symmetry, 0163 and Tröger's base, 0144 cause of, 0162 determining absolute configuration, 0159 Grignard reagents, 0756 N,P,As,Sb, 0144 perpendicular disymmetric planes, 0145

- optical inactivity, 0136
 optical purity, 0179, 0180
 optical resolution, see resolution
 optical rotatory dispersion (ORD), 0160, 0161
 and conformations, 0196
 orbital overlap, and conrotatory ring closing of dienes, 1637, 1639
 [2 + 2]-cycloaddition, 1225
 [2 + 2]-cycloaddition, ketene with cyclopentadiene, 1227
 orbital symmetry, and endo addition, 1214, 1215
 and photochemical [2 + 2]-cycloaddition, 1232
 and the Diels-Alder reaction, 1207
 and the Woodward-Hoffmann rules, 1207
 and [2 + 2]-cycloaddition, 1225
 rules, and stability of Dewar benzenes, 1642
 orbitals, 1s and 2p, 0004
 d, and carbanion stability, 0254, 0255
 π , 0009
 p, and vinyl carbocations, 0476
 p, conjugated with double or triple bonds, 0040
 σ , 0005
 sp^2 , 0007
 sp^2 hybrid and sp^3 hybrid, 0008, 0009
 orbitals, alternant and nonalternant
 hydrocarbons, 0069, 0070
 and allenes, 0148
 and benzene, 0033, 0034, 0037
 and bond angle, 0026
 and bond distance, 0023
 and conjugation, 0040, 0041
 and cyclopropane, 0219
 and ethyne, 0010
 and hybridization, 0007
 and metallocenes, 0066
 and mutual repulsion, 0008
 and PES, 0013, 0014
 and rearrangement, 1560
 and resonance, 0033
 and thermal ring opening of cyclobutenes, 1636
 and trienes, 0045
 and ylids, 0053
 antarafacial overlap, 1213
 antibonding, 0005, 0009
 antibonding, and S_NAr reactions, 0866
 antibonding, of butadiene, 0038, 0039
 bonding, 0005, 0009
 cyclohexadiene-triene interconversion, 1638, 1639
 diagrams, 0004
 dienes-cyclobutene interconversion, 1637, 1639
 five-membered ring heterocycles, 0062
 gerade, 0005
 hybrid, 0009
 hybrid, 2p, 0008
 linear combination of, 0006
 molecular, 0005, 0006
 nonbonding, 0041
 of alkenes and dienes, 1208, 1209
 of mercury, 0007
 of oxygen atom, 0006
 overlap, [2 + 2]-cycloaddition, 1225
 suprafacial overlap, 1213
 ungerade, 0005
 ORD, see optical rotatory dispersion
Organic Functional Group Preparations, 1898
Organic Syntheses, 1896
 organic compounds, and bond energy, 0030
 organocadmium reagents, with acyl halides, 1443
 organocalcium, and SET mechanism, 0264
 organocerium reagents, with acid derivatives, 1447
 organocopper compounds, and the Ullmann reaction, 0898
 Lewis acids and alkyl halides, 0604
 organocopperzinc reagents, with allyl halides, 0603
 organocuprates, addition to alkynes, 1102
 amino, 1112
 and cyclopropylcarbinyll halides, 0473
 and elimination, 0601
 and S_N2' reactions, 0473, 0620
 conjugate addition, 1111-1115
 coupling, with alkyl halides, 0599
 diaminocyno, 0619
 from organolithium reagents, 0827
 halogen-metal exchange, 0603
 higher order mixed, 0602, 0603, 1112
 higher order, and transmetallation, 0828
 mixed, 0602, 1112
 oxygen mediated coupling, 0988
 with acyl halides, 1442
 with aldehydes, 1312
 with alkyl halides, 0600, 0601
 with allylic phosphonates, 0612
 with amines, 0822
 with aziridines, 0621
 with carbamoyl halides, 1428
 with conjugated sulfoxides, 1113
 with dihalides, 0601
 with epoxides, and Lewis acids, 0619
 with haloketones, 0632
 with ketones, 1312
 with propargyl esters, 0608
 with sulfonate esters, 0601
 organolithium reagents, addition to aldehydes or ketones, mechanism, 1308
 addition to alkenes or alkynes, 1097
 addition to conjugated aldehydes, 1115
 amination, 0880
 and acidity, 0262
 and aggregation state, 0262, 0263
 and alkylation of aromatic compounds, 0912
 and alkylation of aryl/nitro compounds, 0914
 and amines, 0799
 and arylation of amines, 0876
 and based induced elimination of dihalo alkenes, 1534
 and bond dissociation energy, 0262
 and carboxylic acids, 1329
 and cleavage of ethers, 0617
 and cryptands, 1308
 and directed ortho metalation, 0912
 and electron affinity, 0262
 and formation of nitrobenzene, 0690

- and formation of organocuprates, 0827
and formylation, 0727
and LIDAKOR, 1518
and metal catalyzed conjugate addition, 1133
and metal catalyzed reaction with nitrogen, 0880
and metalation, 0808
and nitration of aromatic compounds, 0690
and sparteine, enantioselectivity, 0595
and the Shapiro reaction, 1526
and TMEDA, 0262, 0263
and transmetalation, 0828
and X-ray, 0262, 0263
and Ziegler alkylation, 0913
aryl, directed ortho metalation, 0596
aryl, hydrolysis, 0751
aryl, metal halogen exchange, 0595
aryl, unsolvated, 0263
as aggregates, 0260
conjugate addition, 1112
coupling alkenes to allylic thioethers, 1094
coupling with sulfones, 0613
deprotonation, 0809
enantioselectivity, 1303
exchange with alkyl halides, 0250
exchange with organolithium compounds, 0595
from alkyl halides, 0831, 1301
from thioethers, 0992
hydrolysis, 0812
Li-H exchange, 0595
metal halogen exchange, 0594
modified, 1116
reaction with phosphonium salts, 1370
sonochemical preparation, 0351
structure, 0262
structure, and rate of deprotonation, 0810
sulfurization, 0818
organolithium reagents, with aldehydes or ketones, 1301
with alkoxides, and elimination of epoxides, 1518
with alkyl halides, 0594, 0595
with alkyl halides, ESR and CIDNP, 0599
with alkyl iodides, radical intermediates, 0269, 0270
with allylic ethers, 0641
with amines, and amination of alkenes, 1046
with aromatic compounds, 0911–0915
with aryl amines, rearrangement, 1624
with aryl halides, 0595, 0884, 0886
with boronic esters, 1629
with carbon dioxide or carbon disulfide, 1330
with carbon tetrachloride, 0834
with carboxylic acids, 1447
with conjugated compounds, 1302
with copper compounds, 0601
with dienes and carbon dioxide, 1144
with epoxides, 0618
with esters, 1446
with ethers, Wittig rearrangement, 1624
with imines, 1331
with iodoethane, and NMR, 0269
with iron pentacarbonyl, 0910
with isocyanides, 1469
with metal halides, 0826
with methoxyamine, 0821
with oxazines, 0642
with oxazolines, 0643
with phenyl cyanate, 0886
with Weinreb amides, 1448
organomagnesium compounds, also see Grignard reagents
organomagnesium compounds, and carbanions, 0251
exchange with R_2Hg , 0251
rearrangement, 0826
organomercury compounds, exchange with R_2Mg , 0251
ate of reaction with halogens, 0764
organometallic compounds, addition to aldehydes or ketones, 1309–1311
addition to aldehydes or ketones, metals used, 1310, 1311
addition to alkenes, 1096, 1097, 1099
addition to alkynes, 1099
addition to $C=N$ compounds, 1335
addition to carbonyls, enantioselectivity, 1312
addition to carbonyls, in ionic liquids, 1310
addition to carbonyls, structural compatibility, 1313
addition to imines, enantioselectivity, 1331, 1332, 1335
organometallic compounds, alkynyl, acyl addition, 1320
amination of, 0821
and alkylation of aromatic compounds, 0912
and alkylation of pyridine or pyrrole, 0913
and carbanions, 0249
and carbonylation of aryl halides, 0910
and formation of biaryls, 0888
and halogen replacement in alkyl halides, 0833
and metalation, 0808
and metals, 0809
and NMR, 0259
and proton transfer, 0808
and S_E1 reactions, 0765
and the Heck reaction, 0891–0897
and the Stetter reaction, 1321
and transmetalation, 0828
various, with acid derivatives, 1449
organometallic compounds, aryl, 0750
aryl, formation of biaryls, 0718
aryl, hydrolysis, 0751
arylation of alkenes, 0891
bis addition to alkynes, 1101
carbonylation, 0651, 0823
cleavage of ethers, 0617
conjugate addition, 1111–1120
containing heteroatoms, 0809
coupling with active methylene compounds, 0907
coupling with alcohols, 0614
coupling with allylic esters, 0608
coupling with malonate esters, 0907

- organometallic compounds,
 aryl, (*Continued*)
 coupling with Mannich
 bases, 0613
 coupling with sulfonate
 esters, metal catalyzed,
 0606
 coupling, and Stille reaction,
 0606
 deprotonation, 0809, 0810
 dimerization, 0989
 dimetallic compounds, 1103
 directed ortho metalation,
 0912
 electrophilic substitution,
 0756
 formation of cyclobutanones,
 0911
- organometallic compounds,
 from alkenes, 082
 from alkyl halides, 0829,
 0831, 0832
 from dihalides, 1304
 from metals, 0811, 0829,
 0831, 0832
 from organometallics, 0808
 Group I and Group II,
 coupling with alkyl
 halides, 0594, 0595
 halogenation, mechanism,
 0821
 hydrolysis, 0812
 oxygenation, 0818
 poor reactivity with water,
 0812
 preparation of ketones, 0651
 propargyl, metal catalyzed
 addition to carbonyls,
 1310
 protonation of, 0812
 reduction with sodium
 borohydride, 0812
 structure, 0259
 sulfuration, 0818
 transmetallation, 0825, 0826
 vinyl formation of dienes,
 0792
 vinyl, acyl addition, 1320
 vinyl, and the Heck reaction,
 0896
 vinyl, formation of divinyl
 ketones, 0651
- organometallic compounds,
 with acids, 0812
 with acyl halides, 1443, 1444
 with alkyl halides, 0598,
 0599, 0604–0607, 0651,
 0833
 with amides, 1445
 with anhydrides, 1445, 1446
 with aryl halides, 0886
 with aryldiazonium salts,
 0922, 0923
 with aziridines, 0621
 with carbon dioxide, 1329
 with conjugated carbonyl
 compounds, 1111–1120
 with cuprous cyanide, 0825
 with disulfides, 0818
 with epoxides, 0618, 0619
 with esters, 1445
 with imines, 1330–1334
 with metal sulfonates, 0612
 with oxygen, 0813
 with peroxides, 0814
 with sulfonic acid esters,
 0818
 with sulfonyl halides,
 1475
 with sulfur dioxide, 0819
- organopotassium, with alkyl
 halides, 0594, 0595
- organosilanes, see silanes
- organosodium, with alkyl
 halides, 0594, 0595
- organotin compounds, acyl
 addition,
 enantioselectivity, 1315,
 1317, 1318
 metal catalyzed addition to
 carbonyls, 1314–1318
- organozinc compounds, and
 carbenoids, 1241
 and insertion reactions, 0807
 and Simmons-Smith
 procedure, 1241
 and the Reformatsky
 reaction, 0605, 0606, 1327
 with alkyl halides, 0605
 X-ray crystallography, 1241
- organozinc halides, with
 thioesters, 1450
- organozinc reagents, conjugate
 addition, 1116
 enantioselectivity of
 conjugate addition, 1117
- orientation, and addition
 reactions, 1019
- orientation, of addition
 reactions, 1022
- ortho effect, 0674
 and rate of reaction, 0412
- ortho esters, hydrolysis, 0525
 reduction to aldehydes, 1832
 transesterification, 0536
- ortho-para directing groups,
 0669, 0673
- ortho-para ratio, and
 electrophilic aromatic
 substitution, 0670, 0673
- ortho-para selectivity, and aryl
 radicals, 0950
- orthoborates, see borates
- orthoesters, and
 transacetalization, 1272
- orthoformates, with sulfonic
 acids, 1473
- Orton rearrangement, 0740,
 0741
- osazones, and carbohydrates,
 1285
 from hydroxy aldehydes or
 hydroxy ketones, 1285
- osmate states, 1163
- osmium tetroxide, and chiral
 additives, 1166
 and diamination, X-ray
 structure, 1182
 and dihydroxylation of
 alkenes, 1162
 and Sharpless
 aminohydroxylation,
 1180
 catalysts, with Cinchona
 alkaloids, 1163
 encapsulated, fluorous, or
 polymer-bound, 1163
- out-in isomers, 0189
- out-in isomers, also see isomers
- over oxidation, of alcohols,
 1718
- overlap of orbitals, in HOMO,
 1636
- overlap, σ overlap and
 hyperconjugation, 0096
- oxa-di- π -methane
 rearrangement, 1693, 1694
- oxacyclooctane, conformation,
 0213
- oxalacetic acid, 0192
- oxalyl bromide, with carboxylic
 acids, 1441
- oxalyl chloride, and DMSO,
 oxidation of alcohols,
 1721
 and Friedel-Crafts acylation,
 0719
 with carboxylic acids, 1441
- oxaphosphetanes, and NMR,
 1374
 and the Wittig reaction, 1373
- oxathiazinanes, 0789
- oxathiolanones, extrusion to
 give alkenes, 1557
- oxazaborolidines, chiral in
 reductions, 1801
- 1,3-oxazine-2-ones, from
 isocyanates and oxetanes,
 1275
- oxazines, reactions, 0642, 0643

- oxaziridines, and
 α -hydroxylation, 1754
 α -hydroxylation,
 enantioselectivity, 1754
 rearrangement to lactams,
 1588
 sulfonyl and α -hydroxylation
 of enolate anions, 1754
 sulfonyl, and oxidation to
 thioethers, 1782
- oxaziridinium salts, and
 epoxidation of alkenes,
 1173
 from Oxone[®] and ininium
 salts, 1173
- oxazolidin-2-ones, alkylation,
 0569
- oxazolidines, hydrolysis, 0643
- oxazolidinone amides, with
 alcohols, 1422
- oxazolidinones, arylation, 0881
 chiral, and enolate alkylation,
 0629
- oxazolines, alkylation, 0643
 and carboxylic acids, 0643
 hydrolysis, 0598
 with organolithium reagents,
 0643
- oxepin, and Cope
 rearrangement, 1666
- oxetanes, and formation of
 isocyanides, 0568
 and photochemical [2 + 2]-
 cycloaddition, 1231
 by the Paterno-Büchi
 reaction, 1231, 1463
 carbene insertion, 0805
 cleavage with organolithium
 reagents, 0617
 conformation, 0212
 formation of dinitrates, 0547
 from alkenes and halides or
 ketones, 1463
 in the Prins reaction, 1394
 with amines, 0565
 with isocyanates, 1275
- α -oxidation, alkenes to
 conjugated ketones,
 1759
 and ozonolysis, 1760, 1761
 and the Etard reaction,
 1763
 of amines to amides or cyclic
 amines to lactams, 1759
 of cyclic ethers to lactones,
 1760
 of ethers to carboxylic esters,
 1759
 of ketones, in ionic liquids,
 1762
- of ketones, reagents for, 1758
- of ketones, to diketones,
 1758
- of ketones, with selenium
 dioxide, mechanism, 1760
- of lactams to imides, 1759
- of methyl aromatic
 compounds, 1763
- oxidation, 0299, 1708
- oxidation allyl, see allylic
 oxidation
- oxidation number, 1703
- oxidation state, of functional
 groups, 1704
- oxidation, allylic, with selenium
 dioxide, 1751, 1752
- oxidation, Boyland-Sims,
 0734
 definition, 1703
 of alcohols, 1715–1728
 of alcohols to aldehydes, but
 not acids, reagents, 1718,
 1719
 of alcohols to ketones,
 reagents for, 1719, 1720
 of alcohols, and NBS, 1725
 of alcohols, by catalytic
 dehydrogenation, 1724
 of alcohols, metal catalyzed
 with oxygen, metals for,
 1719
 of alcohols, miscellaneous
 reagents, 1725, 1726
 of alcohols, reagents, utilized
 with DMSO, 1721, 1722
 of alcohols, with alternative
 hypervalent iodine
 reagents, 1724
 of alcohols, with Bobbitt's
 reagent, 1723
 of alcohols, with
 chromium(VI),
 mechanism, 1726, 1727
 of alcohols, with Dess-Martin
 Periodinane, 1723, 1724
 of alcohols, with
 dichromates, 1715–1718
 of alcohols, with DMSO
 reagents, 1721
 of alcohols, with enzymes,
 1725
 of alcohols, with Fremy's
 salt, 1720
 of alcohols, with hypervalent
 iodine, 1723
 of alcohols, with TEMPO,
 1722, 1723
 of alcohols, with TPAP, 1719
 of aldehydes to carboxylic
 acids, 1769–1773
- of aldehydes to carboxylic
 acids, reagents for, 1770,
 1771
- of alkanes to alcohols, with
 dioxiranes, 1755
- of alkenes, to allylic
 alcohols, 1751, 1752
- of alkyl halides, and the
 Kornblum reaction, 1765
- of alkyl halides, to aldehydes,
 1765, 1766
- of amines to nitriles, 1739,
 1730
- of amines, reagents for, 1767
- of amines, with manganese
 dioxide, 1731
- of anilines to azo
 compounds, 1731
- of aromatic hydrocarbons, to
 quinones, 1764
- of aromatic side chains, and
 reagents for, 1745
- of benzyl silyl ethers, 1720
- of benzylic alcohols, and
 microwaves, 1726
- of benzylic halides, and the
 Krönke reaction, 1766
- of boranes, to alcohols, 1079,
 1627
- of hydrazines to azo
 compounds, 1730
- of hydrazones, to nitriles,
 1731
- of hydrocarbons to amines,
 1757
- of hydrocarbons to sulfonic
 acids, 1757
- of hydroxylamines, 1731
- of methyl groups, Barton
 reaction, 1696
- of methylene groups,
 1753–1757
- of phenols, 1706
- of sulfoxides with
 hydroperoxides,
 mechanism, 1783
- of thioethers with
 hydroperoxides,
 mechanism, 1782
- of thioethers, reagents for,
 1781
- oxidation, Oppenauer, of
 alcohols, 1721
- remote, of hydrocarbons,
 1761, 1762
- Tamao-Fleming, 0539
- oxidative cleavage, of alkenes,
 1742–1745
- of alkenes, Barbier-Wieland
 procedure, 1743

- oxidative
 cleavage, (*Continued*)
 of alkenes, reagents for, 1742, 1743
 of alkenes, with the Lemieux-von Rudloff reagent, 1743
 of aromatic compounds, and the Dakin reaction, 1746
 of aromatic compounds, reagents, 1744
 of cyclic ketones to dicarboxylic acids, 1735
 of cyclic ketones, reagents for, 1735, 1736
 of diamines, 1733
 of dihydrophenanthrenes, 1746
 of diols, 1732–1735
 with dimethyl dioxirane, 1733
 with ozone, see ozonolysis
 oxidative coupling, and the Suzuki-Miyaura coupling, 0903
 of alkyl halides, with base, 1783
 of silyl enol ethers, 1784
 oxides, amine, see amine oxides
 oxides, metal catalyzed arylation, 0986
 oxides, phosphine, see phosphine oxides
 oxidizing agents, 1708
 and iodination of aromatic compounds, 0703
 and Jacobsen-Katsuki epoxidation, 1178
 for alcohols, 1715–1728
 for ozonides, 1737
 with alcohols and ylids, 1371
 oxime ethers, from alkyl halides, 0547
 from oximes, 0547
 oxime formation, rate determining step, 1287
 oximes, acid catalyzed formation of nitriles, 1547
 addition of HCN, 1392
 addition of organometallics, 1335
 alkylation, 0547
 and tautomerism, 0103
 aryl, Bamberger rearrangement, 0930
 by reduction of nitro compounds, reagents, 1821
 catalytic hydrogenation, 1812
 cyclic, and Beckman rearrangement, 1614
 dehydration to nitriles, 1546, 1547
 dehydration with the Burgess reagent, 1546
 ester, with acids, 1615
 formation of, rate of reaction, 1286, 1287
 fragmentation to nitriles, 1548
 from aldehydes or ketones, 1286
 from ketones, 0784
 from nitronic esters, 0515
 from nitrous acid, 0784
 hydrolysis, 0930, 0986, 1264
 metal catalyzed coupling to ketones, 1858
 O-alkyl, from oximes, 0534
 O-tosyl, rearrangement to amides or nitriles, 1548
 oxidation, and the Beckmann rearrangement, 1732
 oxidation, to nitro compounds, reagents, 1778
 photoisomerization, 0346
 reaction with hydrazines, 1285
 reagents, for Beckmann rearrangement, 1613
 reduction to amines, reagents, 1812
 reduction to aziridines, 1820
 reduction to imines, reagents, 1821
 reduction with bakers yeast, 1820
 reduction with borane, 1812
 reduction with Dibal, 1820
 with alkyl halides, 0547
 with aryldiazonium salts, 0986
 with diazoalkane, 0533
 with nitroso compounds, 0848
 with phosphorus pentachloride, 1613
 oximes-alkenes, radical cyclization, 1129
 oxirenes, stability, 1174
 oxo process, 1145
 oxoglutaric acid, 0192
 Oxone[®] (potassium peroxomonosulfate), 1172
 and acetal cleavage, 0527
 and carbonylation of alkenes, 1141
 and carboxylic acids with metal halides, 1426
 and dialkylalloxans, 1173
 and formation of dioxiranes, 1172
 and haloamines, 0849
 and halogenation of aromatic compounds, 0703
 and KBr, halogenation of aromatic compounds, 0700
 and oxidation of amines, 1768
 and oxidation of boranes to phenols, 0871
 and oxidation of hydrazones, 1731
 and oxidative cleavage of alkenes, 1743
 and oxidative cleavage of alkynes, 1744
 oxidation of amines to hydroxylamine, 1777
 oxidation of boranes, 1079
 oxidation of oximes to nitro compounds, 1778
 with iminium salts, 1173
 with ketones, and epoxidation of alkenes, 1172
 with osmium tetroxide, 1163
 oxonia-Cope rearrangement, 1660
 oxonin, 0080
 oxonium ions, and dioxane, 0443
 and hydration of alkenes, 1032
 and solvolysis, 0443
 oxonium salts, cleavage, 0582
 from alkyl halides, 0543
 from ethers, 0543
 with amides, 1422
 with amines, 0852
 with nitriles, 1814
 oxy-Cope rearrangement, 1660
 antibody catalyzed, 1660
 silyloxy, 1660
 oxyamination, of alkenes, 1180
 oxychlorocarbenes, 0292
 oxygen atom, and orbitals, 0006
 oxygen, and autoxidation, 0967
 and conjugate addition of boranes, 1121
 and coupling of organocuprates, 0988
 and electronic structure, 0015
 and ene reactions, 0970
 and heptalene, 0067
 and lactone formation, 1036
 and the Glaser reaction, 0978
 and the Hay reaction, 0979

- cycloaddition to dienes, 1218
 Diels-Alder reaction, 1216
 formation of cyanoamines, 0801
 metal catalyzed oxidation of alcohols, catalysts for, 1719
 radical inhibitor, 0938
 reactivity in autoxidation, 0968
 singlet, see singlet oxygen
 triplet, see triplet oxygen
 with Grignard reagents, 0813, 0831
 with hydrocarbons, 0967
 with organolithium reagents, 0871
 with organometallics, 0813
 [2,3]-oxygen-to-sulfur migrations, 1678
 oxygenation, of organometallics, 0818
 oxymercuration, and Markovnikov's rule, 1033
 and steric effects, 1018
 of alkenes, 1033
 of norbornene, 1023
 with alcohols, see alkoxymercuration
 ozone, and oxidation of aromatic compounds, 1744
 and oxidation of hydrocarbons to alcohols, 1750
 and oxidative cleavage, see ozonolysis
 and phenanthrene, 0060
 formation of ozonides, 1737
 ozonides, formation and reactivity, 1739, 1740
 from ozone and alkenes, 1737
 oxidation and reduction of, 1737
 regiochemistry of formation, 1740, 1741
 trioxolanes, 1739
 ozonolysis, 1736–1742
 after dihydroxylation of alkynes, 1168
 alkenes versus alkynes, 1738
 and α -oxidation, 1760, 1761
 and alkene structure, 1737
 and ion pairs, 1738, 1739
 and trioxolanes, 1738
 Criegee mechanism, 1738–1740
 formation and reactivity of ozonides, 1739, 1740
 of alkenes, 1736–1742
 of alkenes, 1,3-dipolar addition, 1741
 of alkenes, and rearrangement, 1737
 of alkenes, isotope labeling, 1741
 of alkenes, mechanism, 1738–1740
 of ethylene, formation of dioxirane, 1741
 regiochemistry of ozonide formation, 1740, 1741
 stereochemistry and the Criegee mechanism, 1741
 p character, and bond angle, 0026, 0027
 π -allyl complexes, and acylation of dienes, 0797
 and hydroformylation, 1146
 and rearrangement of alkenes, 0770
 π -allyl palladium, and allylic esters, 0609
 π -allylic complexes, with metals, 0117
 π -allylnickel complexes, coupling reactions, 0593
 π -bonds, and resonance, 0046
 neighboring group participation, 0450
 nonadjacent, stabilization of carbanions, 0255
 π -complexes, 0042
 and arenium ions, 0662
 and encounter complexes, 0665
 and S_NAr reactions, 0857
 halogenation of alkenes, 1004
 stability, 0663, 0664
 π -energy, 0042
 π -interactions, with cations, 0114
 with CH, 0114
 π -nucleophilicity, 0999
 π -orbitals, 0009
 and addition reactions of alkynes, 1017
 π - π -interactions, 0114
 π - π -interactions, and catenanes, 0132
 palladium acetate, acyloxylation of alkenes, 0972
 palladium, and coupling aryl halides with boronic acids, 0899–0903
 palladium, and coupling enolate anions with aryl halides, 0907
 and hydrogenation, 1054
 and oxidation of alkenes to aldehydes or ketones, 1774
 and Rosenmund reduction, 1808
 and Sonogashira coupling, 0903–0906
 and Suzuki-Miyaura coupling, 0899–0903
 and the Heck reaction, 0891–0897
 and the Wacker process, 1774
 catalysts, and vinyl triflates, 0531
 catalysts, formation of thioethers, 0551
 catalysts, organometallic coupling, 0606
 pancreatic porcine lipase, formation of lactams, 1431
 para migration, and Fries rearrangement, 0735
 para rearrangement, and the Wallach rearrangement, 1699
 para-Claisen rearrangement, 1668
 paracyclophanes, 0050
 and chirality, 0150
 and resonance, 0049, 0050
 and restricted rotation, 0150
 and X-ray, 0049
 heterocyclic, 0050
 paradoxical selectivity, in Friedel-Crafts alkylation, 0708
 paraformaldehyde, and formylation, 0727
 and the Eschweiler-Clarke procedure, 1290
 from formaldehyde, 1460
 paraldehyde, and acetaldehyde, 1460
 paramagnetic ring current, 0057
 and paratropic compounds, 0057
 paratropic compounds, 0057, 0090
 antiaromaticity, 0090
 NMR, 0090
 paratropic, bridged annulenes, 0089
 diplediadiene, 0090
 pyracyclene, 0090
 partial bond fixation, 0059
 partial molar volume, and high pressure, 0513

- partial rate factor, aryl radicals, 0951
 definition, 0677
- particle sites, heterogeneous catalysts, 1060
- partition factor, arenium ions, 0659, 0660
- partitioning effect, and S_NAr reactions, 0856
 with arenium ions, 0659, 0660
- Passerini reaction, 1467, 1468
 mechanism, 1468
- Pasteur, Louis, and resolution, 0176
- patents, 1875
- Paterno-Büchi reaction, 1231, 1463
 and diradical intermediates, 1463
 diastereoselectivity, 1464
 intramolecular, 1464
- Pauli principle, and radicals, 0266
- Pauling resonance energies, and arynes, 0861
- Pauson-Khand reaction, 1141–1143
- Payne rearrangement, 0537
- PCC (pyridinium chlorochromate),
 oxidation of alcohols, 1716
 acidity of, 1716
- PDC (pyridinium dichromate),
 oxidation of alcohols, 1716
- Pechmann condensation, 0712, 0713
- PEG 400, 0648
- PEG, and alkene metathesis, 1684
 catalytic hydrogenation, 1054
 recyclable hydrogenation catalysts, 1057
 and the Baylis-Hillman reaction, 1324
- pentadiene, with DCI, 1014
- pentadienyl radical, 0272
- pentarythritol, by Tollens reaction, 1368
- pentahelicene, 0149
- pentalene derivatives, 0068
- pentalene, and aromaticity, 0067
- peptide synthesis, 1433, 1434
 and the Ugi reaction, 1468
- perborate, sodium, see sodium pericyclic addition, 0298
- pericyclic mechanism, 0297
- Periodic table, and acidity, 0384
 and bond energy, 0030
 and electronic structure, 0014
 and Lewis acids, 0375, 0384
 and nucleophilicity, 0491
- periodic acid, and Lemieux-von Rudloff reagent, 1743
 and oxidative cleavage of diols, 1732
- periodinane, Dess-Martin, see Dess-Martin
- periodinane, sodium, oxidation of phenols, 1728, 1729
- Perkin reaction, 1363
- permanganate, potassium, and Lemieux-von Rudloff reagent, 1743
 and oxidation of sulfoxides, 1780
 oxidation of alcohols, 1716
- Permuterm Subject Index*, 1907
- peroxide, diacyl, and peroxide, 0279
- peroxide, hydrogen, alkenes and formic acid, 1164
 with NaOH, and boranes, 1079
- peroxides, also see hydroperoxides
- peroxides, 0970
 acyl, from acyl halides, 0545
 acyl, with aldehydes, 0972
 acyl, with aromatic compounds, 0980
 acyl, with Grignard reagents, 0814
 acyl, with hydrocarbons, 0971
 and addition of polyhalo compounds to alkenes, 1160
 and anti-Markovnikov addition, 1030
 and conjugate addition of boranes, 1121
 and epoxidation of alkenes, 1171
 and Fenton's reagent, 0964
 and ferrous sulfate, 0964
 and formation of lactones from alkyne-acids, 1042
 and hydroxylation of aromatic compounds, 0964
 and Orton rearrangement, 0741
 and oxidation of thioethers, 1780
- and radical coupling of alkanes, 0976
- and radical rearrangements, 1574
- and radicals, 0934, 0938
- and the Glaser reaction, 0978
- and the Story synthesis, 1557
- co-reagents for epoxidation of alkenes, 1171
- cyclic, preparation of, 1557
- decomposition, 0935
- diacyl, 0279
- diacyl, from acyl halides, 0545
- diffusion rate of radicals, 0935
- formation of radicals, 0935
- from alkyl halides, 0544
- from cycloaddition of singlet oxygen to dienes, 1218, 1219
- from Grignard reagents, 0813
- from hydrocarbons, 0967, 0971
- from organometallics, 0813
- oxidation of thiols, 1785
- silyl, see silylperoxides with alkylboranes, 0814
- with HBr and alkenes, 1030
- with organometallics, 0814
- peroxyacids, and Baeyer-Villiger rearrangement, 1617
- and dihydroxylation of alkenes, 1162
- and epoxidation of alkenes, 1169
- and hydroxylation of aromatic compounds, 0733
- and metal mediated oxidation of alcohols, 1717
- by oxidation of carboxylic acids, 1773
- of alkenes, mechanism, 1170
- oxidation of amines to amine oxides, 1779
- with alkenes, stereochemistry, 1023
- with aromatic compounds, 0733
- with ketones, 1617
- peroxyesters, see peroxides, acyl
- peroxyimidic acid, and dioxiranes, 1173
- peroxynitrous acid, 0965
- persistent radicals, 0268

- persulfate, potassium, see potassium
 PES (photoelectron spectroscopy), and alkenes, 0014
 and bond fixation, 0075
 and carbocation stability, 0244
 and conformations, 0196
 and hybridization, 0014
 and methane, 0012, 0013, 0014
 and multiple bonds, 0013
 and nitrogen, 0012
 and orbitals, 0013, 0014
 and strain, 0224
 and the captodative effect, 0075
 cyclobutadiene, 0074
 pentalene derivatives, 0068
 Petasis alkenylation, 1380
 Petasis reagent, 1380, 1381
 Peterson alkenylation, 1365–1367
 Peterson alkenylation, and silyl-Wittig reaction, 1366
 Peterson alkenylation, modified, epoxide formation, 1367
 Peterson olefination, see Peterson alkenylation
 pH, and solvent acidity, 0369
 phase transfer, 0508, 0509
 ammonium salts, 0509
 and amine formation, 0559
 and anhydride formation, 1423
 and base induced elimination of alkyl halides, 1530
 and carboxylate salt alkylation, 0540
 and catalytic hydrogenation of aromatic compounds, 1066
 and Cinchona alkaloids, 1175
 and cleavage of ethers, 0580
 and crown ethers or cryptands, 0510
 and dehydration of amides to nitriles, 1550
 and enolate alkylation, 0627
 and formation of alkyl azides, 0572
 and formation of alkyl halides, 0575
 and halide exchange with aryl halides, 0883
 and halide ions, 0575
 and hydrolysis of carboxylic esters, 1401
 and hydroxylation of aromatic compounds, 0964
 and interfacial mechanism, 0510
 and ion pairs, 0511
 and Julia-Colonna epoxidation, 1176
 and microwave reactions, 0511
 and nucleophilic substitution, 0511
 and oxidation of amines, 1768
 and permanganate oxidation of alcohols, 1717, 1718
 and polar solvents, 0509
 and the Finkelstein reaction, 0575
 and the Gomberg-Bachmann reaction, 0924
 and the Michael reaction, 1107
 and the Mills reaction, 0922
 and the Rosenmund-von Braun reaction, 0885
 and the Williamson reaction, 0531
 and thioether formation, 0549
 and water, 0509
 phosphonium salts, 0509
 quaternary ammonium salts, 0509
 triphase catalysts, 0511
 with acyl halides and alcohols, 1412
 with alcohols, 0577
 with alcohols, with HCl, 0576
 phenacenes, and aromaticity, 0087, 0088
 phenalene cation, resonance energy, 0060
 phenalene radical, resonance energy, 0060
 phenalene, acidity of and aromaticity, 0060
 phenanthrene, alkylation of, with organometallics, 0914
 and aromaticity, 0059, 0060
 and bromine, 0060
 and Dewar benzene structures, 0059
 and ozone, 0060
 and partial bond fixation, 0059
 cyclization with singlet oxygen, 1218
 phenanthrenes, from stilbenes, 1645
 phenol-dienone rearrangement, 1594
 phenol-keto tautomerism, see tautomerism
 phenols, 2-allyl, by Claisen rearrangement, 1668
 acid catalyzed rearrangement of dienone, 1593
 acyl, Fries-rearrangement, 0735
 addition to ketenes, 1040
 alkali fusion of arylsulfonic acids, 0871
 and Bucherer reaction, 0870
 and ether formation, 0533, 0535
 and Fenton's reagent, 0964
 and microwaves, 0870
 and tautomerism, and the enol form, 0102
 aromatization of cyclic ketones, 1709
 by electrolysis, 0734
 by Fries rearrangement, 0735
 catalytic hydrogenation, 1830
 conversion to sulfonate esters, and reduction, 1831
 dehydroxylation, 1830
 from aromatic compounds, 0733, 0964
 from aryl halides, 0870
 from aryldiazonium salts, 0919
 from arylthallium compounds, 0913
 from boranes and Oxone[®], 0871
 from esters, 0735
 from ethers, 0559
 from organolithium reagents, 0871
 from peroxyacids, 0733
 hydrogenation to cyclohexanones, 1066
 oxidation, 1706, 1728, 1729
 quenching in photochemistry, 0342
 reduction to aromatic compounds, 1830
 Reimer-Tiemann reaction, 0726
 with alkenes, 1037
 with cyanogen halides, 0531
 with phosphorus oxychloride, 0883
 phenonium ions, 0456, 0458, 0459

- phenoxide ion, with alkyl halides, 0515
- phenoxides, with aryl halides, 0872
- phenyl carbocations, 0243
- phenyl cyanate, see cyanate
- phenyl radicals, see radicals
- phenylenes, as twisted compounds, 0051
- phenylhydrazine, with aldehydes or ketones, 1675
- phenyllithium, 0117
aggregation state, 0263
- phenylmagnesium bromide, and X-ray, 0260
- phosgene, and aromatic compounds, 0728
and dehydration of amides to isonitriles, 1550
and Vilsmeier-Haack reaction, 0724
formation of carboxylic acids, 0728
reaction with alcohols, 1276
with amines, 1427
- phosphates, and chirality, 0142
aryl, amination, 0883
from phenols, 0883
triaryl, with aryl halides, 0873
- phosphazides, and reduction of azides, 1822
- phosphazine bases, formation of thioethers, 0874
- phosphine oxides, and resonance, 0053
and ylids, 0053
by oxidation of phosphines, 1779
chiral reduction, enantioselectivity, 1847
from phosphorus ylids, 1370
from the Wittig reaction, 1370
reduction to phosphines, 1846
with alkenes or alkynes, 1051
with isocyanates, 1460, 1461
- phosphine sulfide, with epoxides, 0552
- phosphine, polymer-bound, and Mitsunobu reaction, 0540
metal catalyzed arylation of amines, 0878
- phosphine-free Heck reactions, 0893
- phosphines, alkylation, 0558
and elimination of epoxides, 1517
and Mitsunobu reaction, 0540
- aryl, 0881
as chiral ligands in catalytic hydrogenation, 1056
as ligands, 0043
by reduction of phosphine oxides, 1846
from metal catalyzed addition of phosphines to alkenes, 1050
 α -hydrogens and ylid formation, 1370
metal catalyzed addition to alkenes, 1050
metal catalyzed arylation, 0881
metal, and elimination of epoxides, 1518
oxidation to phosphine oxides, 1779
polymer-supported, as ligands, 0612
silyl, see silylphosphines
silyl, addition to ynones, 1088
with alkyl halides, 1369
with epoxides, 1374
- phosphinyl imines, reduction, 1813
- phosphites, and the Corey-Winter reaction, 1535
trialkyl, with sulfonic acids, 1473
with alkenes, 1051
with alkyl halides, 1375
with cyclic thionocarbonates, 1535
- phospholene-1-oxides, with isocyanates, 1460
- phospholes, and circumambulatory rearrangement, 1652
- phosphonate esters, by the Arbuzov reaction, 1375
from alcohols, 0545
vinyl, and the Heck reaction, 0892
vinyl, conjugate addition, 1132
- phosphonates, allylic, coupling reactions, 0612
- phosphonates, ylid formation, 1375
- phosphonium salts, conversion to ylids, 1369
from alcohols, 0560
phase transfer catalysis, 0509
suitable bases for ylid formation, 1369, 1370
with organolithium reagents, 1370
with bases, 1370
- phosphonium tosylates, ionic liquids, 1199
- phosphonothionates, and formation of ylids, 1376
- phosphoramidate bases, and the aldol reaction, 1342
- phosphoramides, and determining absolute configuration, 0160
- phosphoranes, se ylids, phosphorus
- phosphoranes, cleavage of ethers, 0582
- phosphorescence, 0339
- phosphorus oxychloride, 0576
and DMF, 0725
and from amides, 0797
Friedel-Crafts cyclization, 0716
with aryl halides, 0883
- phosphorus pentabromide, 0577
- phosphorus pentachloride, 0576
and electronic structure, 0015
with aldehydes or ketones, 1298
with amides, 1698
with amides, Sonn-Müller method, 1815
with aryl halides, 0883
- phosphorus tribromide, 0577
- phosphorus trichloride, 0576
- phosphorus ylids, see ylid phosphorus, and carbanions stabilization, 0258
and optical activity, 0144
and stereogenic atoms, 0191
chirality, 0191
stabilization of carbanions, 0254
inversion of configuration, 0191
- photo-Fries rearrangement, 0736
and CIDNP, 0737
and flash photolysis, 0737
- photochemical Beckmann rearrangement, 1616
- photochemical Diels-Alder reaction, 1198
- photochemical dimerization of ketones, mechanism, 1857
- photochemical mechanism, 0348
- photochemical nitrosation, 0785
- photochemical reactions, 0328
photochemical Wallach rearrangement, 1699

- photochemical Wolff rearrangement, 1600
- photochemical [2 + 2]-cycloaddition, 1223
- photochemical [4 + 2]-cycloaddition, 1214
- photochemistry, also see excited states
- photochemistry, also see photolytic cleavage
- photochemistry, also see photosensitization
- photochemistry, acetylene excited state, 0334
- addition of alcohols to alkenes, 1040
- addition of aldehydes to alkenes, 1136
- addition of thiols to alkenes, 1044
- photochemistry, and an actinometer, 0349
- and arylation of enolate anion, 0908
- and auxochromes, 0334
- and chlorosulfenation, 0974
- and chromophores, 0331, 0333
- and conjugated bonds, 0332
- and electromagnetic spectrum, and wavelength of light, 0329
- and electron spectrum, 0330
- and electronic transitions, 0329
- and exciplex formation, 0342
- and excited states, 0334
- and extinction coefficient, 0330
- and frontier orbital method, 1208
- and Hund's rule, 0331
- and hypsochromic shift, 0333
- and Jablonski diagrams, 0337
- and nucleophilic aromatic substitution, 0863
- and photolytic cleavage, 0335
- and photosensitization, 0340, 0341
- and quenching by phenols, 0342
- and radical cyclization, 1126
- and radicals, 0934
- and remote dehydrogenation, 1714
- and singlets, 0331
- and spectrophotometer, 0329
- and the Frank-Condon principle, 0335
- and the Orton rearrangement, 0741
- and the Pauson-Khand reaction, 1142
- and the Reed reaction, 0974
- and the vinylcyclopropane rearrangement, 1657
- and the Wigner spin-conservation rule, 0340
- and triplets, 0331
- and UV light, 0329, 0333
- and visible light, 0329, 0333
- and [1,7]-hydrogen shifts, 1652
- photochemistry, bathochromic shift, 0333
- choice of photosensitizer, 0341
- cleavage, to radicals, 0279, 0343
- coupling hydrocarbons and nitriles, 0975
- coupling of dialdehydes, 1856
- cycloaddition of alkenes to carbonyls, 1463
- cycloaddition of oxygen to dienes, 1218
- deactivation, 0341
- decarbonylation, 0344
- decarboxylation of carboxylic acids, 0983
- decomposition of diazomethane, 0285, 1240
- dimerization, 0348
- dimerization of ketones, 1856
- electronic excitation, 0332
- elimination, 1478
- energy of light, 0329
- esterification of carboxylic acids, 1414
- excited state, 0329
- excited state of formaldehyde, 0334
- extrusion of nitrogen, 1553
- fluorescence, 0339
- forbidden transitions, 0331
- formation of biaryls, 0889
- formation of carbocations, 0435
- g* and *u* transitions, 0331, 0332
- ground state, 0329
- hydrogen atom abstraction, 0347
- intersystem crossing, 0339
- intramolecular rearrangement, 0345
- intramolecular [2 + 2]-cycloaddition, 1230
- isomerization of aza and azo compounds, 0346
- isomerization of boranes, 0771
- isomerization of oximes, 0346
- mechanism, see mechanism
- $n \rightarrow \pi^*$ transitions, 0332
- $n \rightarrow \sigma^*$ transitions, 0332
- Norrish Type I cleavage, 0343
- Norrish Type II cleavage, 0344
- photochemistry, of alkenes, and geometry, 0346
- of amines, with cyclopropane, 0567
- of aromatic ketones, 0342
- of aryl alkenes, 1645
- of bicycloheptadienes, 0347
- of dienes, 0332, 1632
- of functional groups, 0332
- of halogens and halogenation of alkanes, 0954
- photochemistry, $\pi \rightarrow \pi^*$ transitions, 0332
- phosphorescence, 0339
- photolysis of ketene, 0345
- photoreduction, 0348
- photosensitizer definition, 0340
- promotion, 0339
- promotion to a dissociative state, 0336
- properties of excited states, 0334
- quantum yield, 0349
- quenching, 0341
- reactions, 0343
- rearrangement of alkenes, 0769
- reduction of cyclopropanes, 1075
- reduction with silanes, 1799
- $\sigma \rightarrow \sigma^*$ transitions, 0332
- singlet and triplet excited states, 0334
- spin forbidden transitions, 0331
- symmetry-forbidden transitions, 0331
- [2 + 2]-cycloaddition, 1229
- [2 + 2]-cycloaddition, and Wigner spin conservation rule, 1231
- [2 + 2]-cycloaddition, and Woodward-Hoffmann rules, 1232
- [2 + 2]-cycloaddition, catalysts for, 1223

- photodimerization,
 cyclopentenone, 0348
 photoelectron spectroscopy, see
 PES
 photoisomerization, 0346
 photoisomerization, azacrown
 ethers, 0346
 azo compounds, 0346
 of alkenes, 1029
 of cyclooctene, 0346
 oximes, 0346
 photolysis, see photolytic
 cleavage
 photolysis, flash, 0348
 of bromoform, 0287
 photolytic cleavage, 0335
 and amines with aryl halides,
 0876
 and the Franck-Condon
 principle, 0335
 aniline ammonium salts, 0742
 benzenes and Dewar
 benzenes, 1641
 energy cascade, 0336
 epoxy-ketones, 0529
 formation of radicals, 0336,
 0342
 ketone and diazomethane,
 0806
 NBS and tosylamines, 0586
 Norrish Type I, 0343
 Norrish Type II, 0344
 of aldehydes, 0344
 of cyclic sulfones, 1556
 of cyclobutanones, 1555
 of diazomethane, 0804
 of ketones, 0345
 of lactones, 1555
 of pyrazoles or pyrazolines,
 1554
 of triazolines, 1554
 oxa-di- π -methane
 rearrangement, 1694
 promotion to a dissociative
 state, 0336
 ring contraction of
 diazoketones, 1599
 photonic devices, 0132
 photooxygenation, of alkenes,
 with singlet oxygen, 1178
 photoreduction, of ketones,
 0348
 photosensitization, 0340, 0341
 and electron transfer, 0341
 and the Paterno-Büchi
 reaction, 1464
 of alkenes, 0977
 of oxygen, with alkenes, 0968
 photosensitizers, and singlet
 oxygen, 0969
 and [2 + 2]-cycloaddition,
 1231
 choice of, 0341
 cycloaddition of singlet
 oxygen to dienes, 1218
 definition, 0340
 eosin, 1218
 mercury, and reductive
 coupling of alkenes, 1095
 phthalamic acid, hydrolysis, 1259
 phthalate ion, rearrangement,
 0747
 phthalazines, and asymmetric
 dihydroxylation, 1167
 phthalic acid, by oxidation of
 naphthalene, 1744
 phthalides, Ing-Manske
 procedure, 0569
 phthalimides, conjugate
 addition, 1131
 formation of amines and the
 Gabriel synthesis, 0569
 hydrolysis, 0569, 0570
 with hydrazine, 0569
*Physical Properties of Chemical
 Compounds*, 1887
 physical data, tables,
 1885–1889
 physical properties, and
 diastereomers, 0164
 pi-stacking, 0114
 picene, 0087
 picosecond absorption
 spectroscopy, and
 solvolytic, 0439
 picrates, 0118
 picric acid, and complex
 formation, 0118
 picryl iodide, and resonance,
 0048
 Pictet-Spengler reaction, 0716
 pig liver esterase, and
 hydrolysis of esters, 1400
 and resolution, 0176
 pinacol coupling, 1854–1856
 pinacol rearrangement, 1585
 mechanism, 1586
 migratory aptitudes, 1568, 1586
 pinacols, 1585
 pinacols, see diols
 B-(3-pinanyl)-9-
 borabicyclo[3.3.1]nonane,
 see Alpine-Borane
 α -pinene, with borane, 1079
 Pinner synthesis, 1275
 piperidine, and
 cyclopropylcarbonyl
 halides, 0473
Pisum sativum,
 α -hydroxylation, 1757
 Pitzer strain, see strain
 pK_a, and bases, 0364
 and carbocation formation,
 0244
 and conformation, 0387,
 0388
 and hydrogen bonding, 0385
 and indicators, 0369
 and proton transfer, 0367
 and resonance, 0383
 and superbases, 0365
 and UV, 0386
 bases, table, 0366
 pK_a, and acids, 0357
 and field effects, 0381
 and formation of enolate
 anions, 0622
 carboxylic acids, table, 0382
 cyclopentadiene, 0063
 fluorene, 0063
 in DMSO, 0358
 indene, 0063
 naphthol, ground vs. excited
 state, 0335
 nitriles, 0383
 nitromethanes, 0253
 of conjugate base in enolate
 anion reactions, 0627
 α -proton of carbonyl
 compounds, 0626
 α -proton of nitrile
 compounds, 0627
 resonance effects in
 carboxylic acids, 0382
 squaric acid, 0092
 substituted benzoic acids,
 0381
 table, type of acid,
 0359–0364
 planar conformation,
 cyclopropane, 0211
 planarity, and annulenes, 0080
 and aromaticity, 0072, 0086
 and benzene, 0050, 0051
 and C=C bonds, 0232
 and carbocations, 0435, 0436
 and cyclobutadiene
 complexes, 0076
 and heptalene, 0068
 and methanoannulenes,
 0081
 and resonance, 0048, 0049
 annulenes, 0091
 distortion from, 0082
 Planck's constant, 0003
 plane of symmetry, and
 chirality, 0140
 plane polarized light, 0163
 plane polarized light, also see
 light

- plane, mirror plane, and
chirality, 0140
and enantiomers, 0140
platinum complex, and
cycloalkynes, 0228
resolution alkenes, 0174
platinum compounds, and
atropisomers, 0147
platinum, and hydrogenation,
1054
podands, 0123
poisoning, and catalytic
hydrogenation, 1055
chiral, in asymmetric
catalysis, 1056
poisons, of catalytic
hydrogenation, 1055
polar solvents and reactivity,
0412
polar solvents, see solvents
polar transition state
mechanism, and benzidine
rearrangement, 1680
polarity, and cyclooctatetraene,
0078
inductive and field effects,
0019, 0020
solvent, see solvent polarity
polarizability, and
conformation, 0199
and HSAB, 0516
and nucleophilicity, 0516
and optical activity, 0141
polarization, and microwaves,
0353
inductive and field effects,
0019, 0020
topological, 0071
polarized light, circularly,
0163
and asymmetric synthesis,
0172
polarized light, plane, 0163
poly-yne-diene, metathesis,
1688
polyacenes, 0061
polyaromatic compounds, see
aromatic compounds
polyene cyclization, 1090, 1091
polyhalo compounds, addition
to alkenes, 1160
polyhalogenation, and radical
halogenation, 0957
polyhydrogen fluoride-pyridine,
and nitration of alkenes,
1158
with alkenes, 1030
polyleucine, and epoxidation,
1176
polylithium compounds, 0808
polymer-bound, amide bases,
and the aldol reaction,
1342
and acylation of amines,
1429
Beckmann rearrangement,
1614
carbodiimides, 1417
catalysts, for hydrogenation,
1055
Claisen rearrangement, 1669
conversion of carboxylic
acids to amides, 1431
hypervalent iodine, and
oxidant of phenols, 1728
hypervalent iodine, oxidation
of aldehydes to acids,
1771
ion catalyst, and radical
cyclization, 1126
osmium tetroxide, and
dihydroxylation of
alkenes, 1163
oxazaborolidine, and
reduction, 1801
phosphine ligands, 0878
phosphonate esters, and
Wittig-Horner reaction,
1375
phosphoramidate bases, and
the aldol reaction, 1342
pyridinium salts, and
 β -lactams formation, 1465
substrates, reduction, 1816
TPAP, oxidation of alcohols,
1719
trialkyltin hydride, reduction
of alkyl halides, 1826
polymer-supported, acid
catalyst, conjugate
addition of carbamates,
1131
azides, diazo transfer
reagents, 1237
carbodiimides, and formation
of amides from acids, 1431
catalysts, and malonate
anions, 0623
catalysts, Heck reaction,
0893
dienes, Diels-Alder reaction,
1217
formate, reduction of
conjugated aldehydes,
1074
peroxy acids, and Baeyer-
Villiger rearrangement,
1618
phosphine ligands, and
coupling, 0612
sulfur ylids, 1383
synthesis, 1433, 1434
ylids, Wittig reaction, 1370
polymer-tethered reactants, and
Sonogashira coupling,
0905
polymerization, and metathesis,
1685
and photochemical [2 + 2]-
cycloaddition, 1230
and radicals, 0280, 0938
and the Diels-Alder reaction,
1204
and the Kolbe reaction, 0993
halo-haloacylation of
alkenes, 1161
of heptalene, 0067
ring opening metathesis,
1685
polymers, and aldehydes
addition to alkenes, 1136
and hydroxyalkylation, 0714
and supercritical carbon
dioxide, 0415
and the Pauson-Khand
reaction, 1142
and the Suzuki-Miyaura
coupling, 0900
from ammonia with alkynyl
halides, 1049
metathesis with dienes, 1687
paraformaldehyde, 1460
polyphosphoric acid, 0715
and Friedel-Crafts acylation,
0722
with arylsulfonic acids,
0698
porphyrins, and rotaxanes,
0131
postulate, Hammond, 0308
potassium cyanide, with Lewis
acids, 0649
potassium ferricyanate, 0802
potassium ferricyanide, and
dihydroxylation of
alkenes, 1163
potassium fluoride, in acetic
acid, formation of acyl
fluorides, 1441
potassium
hexamethyldisilazide, and
the aldol condensation,
1348
potassium hydride, with
silyl-thiols, 0549
potassium ions, and ambident
nucleophiles, 0517
and crown ethers, 0123
binding by crown ethers,
0120

- potassium permanganate, and oxidation of diols, 1163 and oxidative cleavage of alkenes, 1743 dihydroxylation of alkenes, 1162, 1163
- potassium permanganate, see permanganate
- potassium peroxomonosulfate, see Oxone
- potassium persulfate, and Boyland-Sims oxidation, 0734 and hydroxylation of aromatic compounds, 0734
- potassium superoxide, see superoxide
- potassium trifluoroborates, see trifluoroborates
- potassium, and formation of enolate anions, 0811, 0907, 0908 and $S_{RN}1$ reactions, 0863 in ammonia, and Birch reduction, 1067
- potential energy, and reactions, 0300
- potential, ionization, see ionization potential
- potassium hydroxide, see KOH
- preparative LC, diastereomers and resolution, 0175
- pressure, high, see high pressure
- Prevost reaction, and the Woodward modification, 1164
- primary sources, literature, 1870
- principle of conservation of orbital symmetry, and Diels-Alder reaction, 1207
- principle of imperfect synchronization, 0368
- principle of increasing electron demand, 0449
- principle of least motion, 1069
- principle of microscopic reversibility, 0309
- Prins reaction, 1393–1396 halogenation of alkenes, 1161 Lewis acids used as catalysts, 1394, 1395 with oxetanes, and with peroxides, 1394
- priority rules, Cahn-Prelog-Ingold system, 0156
- prismane, and strain, 0220
- prochiral ketones, reduction of, 1799
- prochiral, definition, 0193
- product identification, and mechanism, 0311
- product quantum yield, 0349
- product spread, 0470
- proline derivatives, and Michael addition, 1108
- proline, and addition of organometallics to imines, 1335 and enantioselective Mannich reactions, 1295 and the aldol reaction, 1347 with enamines, 0636
- propane bond energy, 0028
- propargyl carbocations, 0240
- propargyl groups, as neighboring groups, 0483
- propargyl rearrangement, 0473
- propargyl systems, and allylic rearrangement, 0472
- propargyl, lithio, with alkyl halides, 0596
- propellanes, and geometry, 0223 and S_N2 reactions, 0487 and strain, 0220
- radical addition, 1027
- X-ray crystallography, 0223
- propeller shaped carbocations, 0246
- propene, from cyclopropane, and entropy, 0304
- protecting groups, acetals and ketals, 1271 dithioacetals and dithioketals, 1279 silyl, and lithiopropargyl compounds, 0596
- protection, aldehydes and ketones, 0527 of alcohols, 0531
- protic solvents, 0502
- protodesilylation, 0539
- proton acceptor, bases, 0356
- proton affinity, and basicity of proton sponges, 0386
- proton donors, acids, 0356
- proton exchange, and E1cB mechanism, 1489
- proton NMR, see NMR
- proton sponges, 0365, 0386 and base strength, 0386 and Friedel-Crafts alkylation, 0709 and helicene, 0149 and proton affinity, 0386 basicity of, 0386 with tosylamines and ketenes, 1465
- proton transfer, and acidity, 0368 and functional groups, 0368 and keto-enol tautomerism, 0773 and Marcus theory, 0373 and organometallics, 0808 and pK, 0367 and principle of imperfect synchronization, 0368 and resonance, 0368 and solvents, 0368 transition state, 0375
- proton, as a leaving group, 0683
- proton, as an electrophile, 1005
- proton-transfer, 0367, 0368
- protonated cyclopropanes, 1026
- protonation, enantioselective, enolate anions, 0775 of benzene, 0670 of carbonyls, 1253 of diazo compounds, 0499 of enolate anions, 0812 of organometallics, 0812 vinylboranes, 1630, 1631
- protonolysis, of alcohols, 0247 of alkenes, 0247 of boranes, with carboxylic acids, 1063 of iminium ions, 0247
- protons, addition to alkenes, 1005 enolizable, and isotopic labeling, 0775
- prototropic rearrangement, 0768, 1559
- prototropy, keto-enol tautomerism, 0772
- proves, SET, 0268
- proximity effect, complex-induced, and directed ortho metalation, 0912
- Pschorr reaction, mechanism, 0926
- Pschorr ring closure, 0925 and the Gomberg-Bachmann reaction, 0925
- pseudo first order, kinetics, S_N2 , 0427 rate constant, and solvent acidity, 0371 reactions, 0318
- pseudoasymmetric carbon, 0165
- Pseudomonas oleovorans*, α -hydroxylation, 1757
- Pseudomonas putida*, and dihydroxylation of aromatic compounds, 1168

- pseudorotation, and
conformations, 0212
and cyclophanes, 0050
Pummerer rearrangement, 1866,
1867
Pummerer-sila, 1867
purity, optical, 0179, 0180
push-pull effect, 0075
and radicals, 0272
pyracyclene, and the Stones-
Wales rearrangement,
1646
paratropic, 0090
pyramidal inversion, 0142,
0143, 0144
pyramidal inversion, also see
inversion
pyran, and aromaticity, 0058
pyranose compounds, and
tautomerism, 0104
pyrans, dihydro, metathesis,
1685
Friedel-Crafts acylation,
0720
from alkynes, 1038
from diketones, 1272
pyrazoles, extrusion of nitrogen,
1553
from diketones, 1285
pyrazolidines, from [3 + 2]-
cycloaddition, 1191
pyrazolines, extrusion of
nitrogen, 1553
from [3 + 2]-cycloaddition,
1191
pyrazolines, thermolysis, 1191
from keto esters, 1285
pyrene, and complex formation,
0124
pyrenesbenzoannulenes, and
aromaticity, 0084
pyrenophanes, 0050
pyrenyl radicals, 0274
pyridine N-oxide, from
pyridine, 1779
pyridine-2-thione, and
tautomerism, 0103
pyridine-HF, and acetals or
ketals, 0526
pyridines, alkylation, and
organometallics, 0913
amination, 0915
and acyl halides with
alcohols, 1411
and aromaticity, 0058
and chlorination of alcohols,
0469
and resonance, 0033
and Suzuki-Miyaura
coupling, 0901
and the Collins reagent, 1716
and the Doebner
modification, 1360
basicity, 0063
Birch reduction, 1067
catalyst for hydrolysis of
anhydrides, 1399
electrophilic aromatic
substitution, 0675
Friedel-Crafts acylation,
0721
hydroxymethyl, by
Boekelheide reaction,
1624
in rotaxanes, 0134
ortho lithiation, 0913
reaction with benzyl halides,
0096
Suzuki-Miyaura coupling,
0901
pyridinethiol, and tautomerism,
0103
pyridinium bromochromate,
halogenation of aromatic
compounds, 0701
pyridinium chlorochromate, see
PCC
pyridinium compounds, as
leaving groups, 0498
pyridinium dichlorochromate,
0702
pyridinium dichromate, see
PDC
pyridinium ions, electrophilic
substitution, 0675
from pyrylium ions and
amines, 1283
pyridinium salts, and radical
cyclization, 1127
pyridinium salts, as ionic
liquids, 0415, 1199
pyridinophanes, 0050
pyridones, and tautomerism,
0103
by cyclotrimerization, 1245
pyrimidines, Suzuki-Miyaura
coupling, 0901
pyrocalciferols, electrocyclic
reagents, 1640
pyrolysis, also see flash vacuum
pyrolysis
pyrolysis, of ammonium
carboxylates, 1430
of ammonium salts, 1522
of carboxylic acids, 1458
of cyclic peroxides, 1557
of cyclobutane, 0219
of cyclopropane, 0217
of lactones, 1520
of xanthates, 1520
pyrolytic eliminations, see
elimination
pyrophosphate, synthesis of,
0125
pyrrole, alkylation, 0557
alkylation, and
organometallics, 0913
and aromaticity, 0062
and circumambulatory
rearrangement, 1652
and conjugate addition, 1118
basicity, 0063
canonical forms, 0062
electrophilic aromatic
substitution, 0675
resonance energy, 0062
pyrroles, and atropisomers, 0147
Birch reduction, 1067
by amination of alkenes,
1046
Friedel-Crafts acylation,
0720
Friedel-Crafts alkylation,
0709
from alkynyl imines or
allene-amines, 1049
from diketones and amines,
1283
from metal catalyzed
amination of diynes, 1049
halogenation, 0703
metal catalyzed coupling
with aryl halides, 0887
Reimer-Tiemann reaction,
0726
pyrrolidines, and [3 + 2]-
cycloadditions, 1192
from alkene-amines, 0557
from haloamines, 1695
Hofmann-Löffler reaction,
1695
vinyl, from alkene-amides,
1052
2-pyrrolidindone, alkylation,
0569
pyrrolines, by amination of
alkenes, 1046
pyrylium ions, 0058
with amines, 1283
pyrylium salts, leaving groups,
0498
quadricyclane, by
photochemical [2 + 2]-
cycloaddition, 1230, 1232
quadrivalent stereogenic atoms,
0141
quantum mechanics, and
molecular mechanics,
0215

- quantum yield, definition, 0349
 product, 0349
 with radicals, 0938
 quasi-Favorskii rearrangement, 1598
 quaternary ammonium salts, see ammonium salts
 phase transfer catalysis, 0509
 thermal stability, 0510
 quenching, in photochemistry, 0341
 quinazolines, and tautomerism, 0105
 quinolines, alkylation of, with organometallics, 0914
 amination, 0916
 as a poison in the Rosenmund catalyst, 1057
 by reaction of aldehydes or ketones with amines, 1282
 catalytic hydrogenation, 1067
 Friedel-Crafts acylation, 0721
 Friedländer quinoline synthesis, 1282
 from carbene addition to indoles, 1240
 metal catalyzed coupling with aryl halides, 0887
 photochemical alkylation, 0983
 Suzuki-Miyaura coupling, 0901
 quinoquinolines, 0365
 quinones, and addition-elimination mechanism, 0474
 and aromatization, 1710
 and hydroxylation of aromatic compounds, 0733
 aromatization, mechanism, 1710
 by oxidation of aromatic hydrocarbons, 1764
 by oxidation of phenols, reagents, 1728
 reduction to hydroquinones, 1794
 stability of ortho and para, 0671
 quinoquinolines, as proton sponges, 0386
 quinoxalines, acylation, 0983
 quinuclidines, chiral catalysts, 1325
 R values, and σ values, 0410
 ρ values, and reactivity, 0402
 E1 versus E2, 1505
 R-camp, chiral ligand, 1056
 racemates, 0138
 and resolution, 0138
 and substituted cyclohexanes, 0207
 racemic mixtures, see racemates
 racemization, and amines, 0144
 and carbanions, 0256
 and first order reactions, 0437
 and pyramidal carbanions, 0758
 and radicals, 0939
 and S_N1 reactions, 0437
 and S_N2 reactions, 0429
 and solvolysis, 0439
 and the S_E1 mechanism, 0758
 of configuration, of migrating group during rearrangement, 1564
 out-in isomers, 0190
 radicals, acyl, and radical cyclization, 1128
 radical addition, see addition
 radical anions, and $S_{RN}1$ reactions, 0863
 radical cations, see radical ions
 radical clocks, 0281, 0946
 conformational, 1098
 radical coupling, and the Kolbe reaction, 0993
 radical cyclization, 1011, 1125–1129
 allenyl radicals, 1127
 and acyl radicals, 1128
 and aldehyde-alkenes, 1129
 and aryl radicals, 1127
 and Baldwin's rules, 1021, 1125, 1126
 and boranes, 1123
 and electrochemistry, 1126
 and exo/endo isomers, 1127
 and heterocycles, 1129
 and hydrogen transfer, 1125, 1126
 and iodolactonization, 1128
 and photochemistry, 1126
 and ring size, 1125
 and seleno esters, 1129
 and silanes, 1127
 and TEMPO, 1129
 and tributyltin dimer, 1126
 and tributyltin hydride, 1125, 1126
 and [1,4]-hydrogen transfer, 1652
 diastereoselectivity and enantioselectivity, 1127
 formation of lactams and lactones, 1128
 functional group compatibility, 1127
 Grignard reagents and metal salts, 1126
 influence of the halogen, 1126
 kinetics, 1125
 mechanism, 1126
 oxime-alkenes, 1129
 polyenes, 1091
 ring expansion, 1127
 vinyl radicals, 1127
 with haloaldehydes or ketones, 1129
 with sulfur or selenium groups, 1127
 radical halogenation, see halogenation
 radical halogenation, methane, rate determining state, 0959
 radical induced isomerization, E/Z, 1029
 radical inhibitors, 0938
 radical initiators, addition of sulfonyl halides to alkenes, 1156
 addition to Michael substrates, 1031
 and halogenation of alkenes, 1149
 and Michael addition, 1107
 radical ions, 0282, 0283, 0444
 and Birch reduction, 1068
 and semiquinones, 0282
 radical mechanism, addition of alkanes to alkenes, 1084
 coupling of boranes, 0989
 halogenation of allylic hydrogen, 0961, 0962
 organometallic compounds with alkyl halides, 0599
 radical probes, 0445
 radical reactions stereocontrol, 1127
 and cumene, 0599
 and $\sigma\rho$ relationship, 0412
 radical rearrangement, 0299, 1574, 1576
 radical substitution, see substitution
 radical-cations, and Diels-Alder reaction, 1197
 radicals, abstraction, 0807
 abstraction of atoms, 0280
 abstraction, transition state, 0939
 acyl, 0936
 acyl from aldehydes with transition metals, 0936

- radicals, addition of carbonyls, 1398
 addition reactions, 1018–1020
 addition to alkenes, 0280, 1010, 1123
 addition to alkenes, rate of reaction, 1124
 addition to alkenes, stereoselectivity, 1012
 addition to alkynes, 1124
 addition to bicyclobutanes, 1027
 addition to C=N compounds, 1398
 addition to conjugated compounds, 1015
 addition to dienes, 1021
 addition to imines, 1336
 addition to propellanes, 1027
 addition to thiocarbonyls, 1398
- radicals, alkoxy, 0935
 alkyl nitrites with aromatic compounds, 0926
 alkylation of heterocycles, 0982
 allenyl, and radical cyclization, 1127
 allylic, 0270, 0272, 0960
 allylic, and resonance, 0042, 0947
 allylic, rearrangement, 0947
 alternant hydrocarbons, 0069
 amidyl, and radical cyclization, 1129
 aminyl, and radical cyclization, 1129
- radicals, and α -heteroatoms, 0949
 and abstraction, 1011
 and addition of aldehydes to alkenes, 1136
 and addition of silanes to alkenes, 1087
 and addition of thiols to alkenes, 1043
 and addition to alkenes, 1134
 and AIBN, 0935
 and alkylation, 0512
 and arylation, 0718
 and arylation of aromatic compounds, 0925, 0926
 and arylation of enolate anions, 0908
 and atom transfer, 1011
 and autoxidation, 0968
 and azoxy compounds, 0849
 and azulenyl nitrones, 0268
 and Baldwin's rules, 1011, 1021
 and Barton reaction, 1696
 and bis(decarboxylation) of dicarboxylic acids, 1749
 and bond energy for atom abstraction, 0943
 and bond rotation, 0277
 and bridged intermediates, 1012
 and carbene insertion, 0806
 and carbenes, 0278
 and carbonylation of aryl halides, 0910
 and chromotropic spin traps, 0268
 and CIDNP, 0269, 0270, 0445
 and conjugate addition, 1122
 and conjugate addition of organometallics, 1115, 1119
 and coupling, 0938, 1856
 and decarboxylation, 0982
 and decarboxylative halogenation, 0995
 and decomposition of peroxides, 0935
 and dehydrohalogenation of alkyl halides, 1531
 and dienes, 1011
 and disproportionation, 0936
 and E¹ reactions, 1510
 and electron withdrawing substituents, 0948
 and electrophilic aromatic substitution, 0682
 and enantioselectivity, 0939
 and ENDOR, 0267
 and ESR, 0273, 0445, 0849
 and ESR/EPR, 0267, 0268
 and extrusion of carbon monoxide from ketones, 1555
 and fluorination of aryldiazonium salts, 0922
 and Grignard formation, 0832
 and halo-alkenes, cyclization, 1125–1129
 and halogenation of alkenes, 1149
 and halogenation of boranes, 0820
 and Hofmann-Löffler reaction, 1695
 and hybridization, 0276
 and hydrogen-metal exchange, 0834
 and hydroxylation of aryldiazonium salts, 0919
 and hyperconjugation, 0270
 and inhibitors, 0938
 and inorganic molecules, 0266
 and Jacobsen-Katsuki epoxidation, 1178
 and mass spectrometry, 0266
 and Meerwein arylation, 0923
 and metal catalyzed acyloxylation, 0973
 and Michael addition, 1110
 and NCS, 0963
 and nitration of alkanes, 0786
 and nitration of aromatic compounds, 0690
 and NMR, 0268, 0270, 0271
 and organometallic compounds, coupling, 0598, 0599
 and oxidation of thiols to disulfides, 1786
 and oxidation-reduction, 1706
 and oxidative decarboxylation of carboxylic acids, 1748
 and oxygen autoxidation, 0968
 and peroxide formation, 0971
 and peroxides, 0934, 0938
 and photochemistry, 0934
 and photolytic cleavage, 0336
 and photoreduction, 0348
 and polyene cyclization, 1091
 and polymerization, 0938
 and quantum yield, 0938
 and racemization, 0939
 and radical clocks, 0946
 and rearrangement of N-nitroaniline, 0739
 and remote dehydrogenation, 1714
 and resonance, 0271, 0272
 and SET mechanisms, 0444
 and SET processes, 0268
 and silanes, 0960
 and sodium borohydride reduction, 0812
 and solvation, 0937
 and solvent cage, 0444
 and spin trapping, 0267
 and S_{RN}1 mechanism, 0862
 and stability, 0273
 and step-scan time-resolved infrared, 0266

- radicals, and
 α -heteroatoms, (*Continued*)
 and strain, 0943
 and symproportionation,
 1084
 and telomers, 1011
 and the Gatterman method,
 0926
 and the Gatterman reaction,
 0984
 and the Hammett equation,
 0949
 and the Hunsdiecker
 reaction, 0943, 0995
 and the Kolbe reaction, 0993
 and the Pauli principle, 0266
 and the Prins reaction, 1394
 and the Schmidt reaction,
 1612
 and the Stone-Wales
 rearrangement, 1646
 and unpaired electrons, 0267
 and UV light, 0271
- radicals, anti-Markovnikov
 addition to alkenes, 1124
 aryl, 0950, 0984
 aryl, and CIDNP, 0941
 aryl, and disproportionation,
 0940
 aryl, and radical cyclization,
 1127
 aryl, canonical forms, 0940
 aryl, coupling, 0940
 aryl, ipso attack, 0951
 aryl, meta selectivity or ortho/
 para selectivity, 0950
 aryl, partial rate factors, 0951
 aryl, resonance, 0940
 arylation of aromatic
 compounds, 0982
 as intermediates, 0312
 atom abstraction, 0938
 azo compounds, 0279
 β -substituents, and
 rearrangements, 1575
 benzylic, 0270, 0947, 0960
 bond dissociation energy and
 reactivity, 0952
 bridged, 0942, 0943
 bridged bromine, and ESR,
 1012
 bridgehead reactivity, 0949
 bromine, 0939
 butenyl, 0945
 by hydrogen atom
 abstraction, 0347
 by photo-decarboxylation of
 carboxylic acids, 0983
 by photochemical cleavage,
 0342, 0343
- captodative, 0272, 0273
 chain mechanism, and $S_{RN}1$
 reactions, 0863
 chain reaction, 0936
 characterization, 0266
 chiral, 0276
 chlorine, 0935
 cleavage of, 0280, 0937
 concentration of, 0267
 coupling, 0280, 0589
 cyclization, see radical
 cyclization
 cyclization, 0445
 cyclobutylcarbonyl,
 rearrangement, 0945
 cyclopropyl, 0277
 cyclopropylcarbonyl, 0281,
 0945
 decarboxylation, 0975
 decomposition, 0280
 detection of intermediates,
 0312
 diffusion rate, 0935
 dimerization, 0271, 0981
 disproportionation, 0280,
 0981
 dissociation energy, 0275
 dissociation, and photo-Fires
 rearrangement, 0737
 E/Z isomers, 0272
 electrophilic, 0939, 1018
 elimination, 0280
 fast radical reaction, 0946
 fate of, 0279
 fluorine, 0955
 formation by cleavage, 0938
 fragmentation of carbenes,
 0292
 free, 0234
 free, from carbanions, 0265
- radicals, from aldehydes, 0279
 from alkyl hypochlorites,
 0935
 from azo compounds, 0935
 from carbenes, 0292
 from ketones, 0279
 from radicals, 0280
 general reactivity, 0939
 generation of, 0279
 generation of radicals for
 addition to alkenes, 1124
 geometry, 0276, 0277
 halogen, 0279
 halogen replacement, alkyl
 halides, 0833
 halogen, and bridged
 radicals, 0942
 halogen, with allylic and
 benzylic hydrogens, 0960
 heteroatom, 1129
- hydrazyl, 0273
 hydrogen abstraction and
 rearrangements, 1574
 hydrogen abstraction from
 alkenes, 0945
 hydrogen transfer, 0936
 inhibitors, galvinoxyl, 1122
 initiation, 0934, 0938
 intramolecular addition to
 alkenes, 1011
 iodine, and light, 0956
 ion, to cyclopropanes, 1027
 ion-radical pair, and $S_{N}Ar$
 reaction, 0857
 kinetics of radicals chain
 reactions, 0937
 lifetimes, 0266, 0946, 1577
 mechanism, 0934
 metal mediated, 0941
 methyl, and ESR or IR, 0276
 migrating groups in
 rearrangements, 1577
 neighboring group assistance,
 0942
 nitroxide, 0273, 0276, 0278
 nitroxyl, 0273
 nucleophilic, 0948, 1018
 oxidation to carbocations,
 0281
 pentadienyl, 0272
 pentenyl, 0945
 persistent, 0268
 phenyl, 0943
 photochemical cleavage,
 0279
 planar versus pyramidal,
 0277
 polar transition states, 0948
 polymerization, 0280
 propagation steps, 0936
 pulsed radiolysis, 0953
 push-pull, 0272
 pyrenyl, 0274
 radical clock reactions, 0281
 rate of rearrangement, 0281
 reactivity, 0951, 0952
 reactivity and substrates, 0943
 reactivity in aromatic
 solvents, complex
 formation, 0953
 reactivity with aromatic
 compounds, 0950
- radicals, rearrangement, 0280,
 0281
 and ESR, and CIDNP, 1577
 and isotopic labeling, 1575
 and stability, 1578
- radicals, reduction, 0937
 reduction of alkyl halides,
 1825, 1826

- reduction of thiocarbonates, 1833
- reduction, to carbanions, 0281
- reversible addition to alkenes, 1012
- rotation barrier, 0277
- selectivity, 0951, 0952
- selectivity of hydrogen abstraction, 0945
- silyl, 1015
- singlet, 0278
- solvents and reactivity, 0952
- spectroscopic analysis, 0266
- stability of, 0266, 0270, 0272
- stereoelectronic effects, 0949
- structure, 0266
- substitution, see substitution
- succinimidyl, 0963
- TEMPO, 0274
- termination state, 0936
- thermal cleavage, 0279
- trimethylenemethane, 0278
- triphenylmethyl, 0271, 0952
- triplet, 0278
- vinyl, and radical cyclization, 1127
- with alkenes, 0936, 0941, 0947
- with alkylsilanes, 0937
- with aromatic compounds, mechanisms, 0940
- with benzylic hydrogens of aromatic compounds, 0947
- with tributyltin hydride, 0937
- radioactive iodide, and S_N2 reactions, 0429
- radiolysis, pulsed of radicals solutions, 0953
- Raman, and carbocations, 0245
- and conformations, 0196
- and hydrogen bonding, 0110
- and intermediates, 0312
- and methyl neighboring groups, 0466
- laser, and nonclassical carbocations, 0462
- nitration of aromatic compounds, 0689
- Ramberg-Bäcklund reaction, 1536, 1537
- Raney nickel, see nickel
- rate acceleration, electrophilic addition to alkenes, 1005
- rate constants, 0302
- addition carbenes, to alkenes, 1234
- and cyclopropylcarbinyl radicals, 0281
- and Marcus theory, 0315, 0316
- and mechanism, 0315, 0321
- and phenonium ions, 0456
- and ring-closing reactions, table, 0304
- and the Hammett equation, 0402
- first order, 0320
- pseudo first order, and solvent acidity, 0371
- Sandmeyer reaction, 0984
- second-order, 0320
- rate determining step, 0316, 0317
- acetal hydrolysis, 0525
- amide hydrolysis, 1410
- and arenium ions, 0663
- and E1 mechanism, 1487
- benzidine rearrangement, 1680
- carboxylic esters with amines, 1437
- haloform reaction, 0843
- oxime formation, 1287
- protonation of alkynes, 1036
- radical halogenation of methane, 0959
- Stille coupling, 0794
- sulfonation of aromatic compounds, 0696
- rate enchantment, and neighboring groups, 0457
- and cyclopropylmethyl groups, 0464, 0465
- of the oxy-Cope rearrangement, 1660
- solvolysis, 0464, 0465
- rate law, 0317, 0318
- and frequency factor, 0322
- and half-life, 0320
- and kinetics and mechanism, 0315
- and molecularity, 0316
- and solvent isotope effects, 0327
- and steady state, 0317
- E1cB and E2, 1489
- first-order, 0319
- methods for determining kinetics, 0319
- pseudo first-order, 0318
- rate-determining state, 0316, 0317
- rate of diffusion, and high pressure, 0414
- and reactivity, 0414
- rate of ionization, sulfonate esters, 0504
- rate of reaction, alkyl halides with ethanol, 0398
- and chiral compounds, 0138
- and E2 reactions, 1481
- and E' reactions, 1509
- and ionic strength, 0434
- and mass-law effect, 0434
- and medium, 0412
- and microwave irradiation, 0352, 0512
- and nucleophiles and nucleophilicity, 0492
- and radical clock reactions, 0281
- and resolution, 0178
- and resonance, 0483
- and salt effect, 0434
- and S_N1 reactions, 0433, 0480
- and S_N1 with aryldiazonium salts, 0858
- and S_N1 , and alkyl tosylates, 0482
- and S_N1 , and B strain, 0481
- and S_N2 reactions, 0427, 0478, 0479, 0483
- and S_N2 , and allylic substrates, 0483
- and S_N2 , and solvent effects, 0503
- and S_NAr reactions, 0865
- and solvation, 0493
- and solvents, 0504
- and solvolysis, 0458
- and steroids, 0400
- and structure, 0479
- and the ortho effect, 0412
- and the Smiles rearrangement, 0932
- Claisen rearrangement, 1674
- common-ion effects, 0434
- Diels-Alder reaction, 1206
- formation of oximes, 1286, 1287
- hydrolysis of alkyl halides, 0399
- hydrolysis of esters, 0399
- ionization and B strain, 0398
- radical addition to alkenes, 1124
- radicals, and inhibitors, 0938
- solvolysis of alkyl bromides, 0480
- rate retarding substituents, 0484
- rate, and S_N2 reaction, 0429
- and temperature, 0322
- arenium ion mechanism, 0659, 0660
- electrophilic aromatic substitution, 0671, 0677
- halogenation of ketones, 0779

- rate, and S_N2 reaction, (*Continued*)
 isotope exchange with carbanions, 0760
 organomercury compounds with halogens, 0764
 ortho/para/meta substitution, aryl radicals, 0951
 partition factor, 0659, 0660
 ratios, electrophilic aromatic substitution, 0682
 salt effects, and electrophilic substitution, 0757
- rate-controlling state, 0316
- re/si nomenclature, 0194
- Reaction Citation Index*, 1877
- reaction coordinate, 0302
- reaction intermediates, 0304
- reactions, and Hammond postulate, 0308
 and molecularity, 0316
 and steady state, 0317
 diffusion-controlled, 0302
 enantioselective, 0171
 first-order, 0315, 0316
 gas-phase, and kinetics, 0319
 homodesmotic or isodesmic, 0038
 kinetic requirements, 0301
 kinetically controlled, 0307, 0308
 kinetics of fast reactions, 0319
 photochemical, 0328, 0343
 proton-transfer, 0367
 pseudo first-order, 0318
 second-order, 0315, 0316
 thermodynamically controlled, 0307, 0308
- reactivity, alkyl halides with ethanol, 0398
 and cavitation, 0512
 and conformation, 0400
 and conformational transmission, 0401
 and electrical effects, 0396
 and field effects, 0396
 and high pressure, 0413, 0512
 and ionic solvents, 0415
 and medium, 0412
 and microwaves, 0512
 and ρ values, 0402
 and rate of diffusion, 0414
 and resonance, 0396
 and σ values, 0403, 0404
 and steric effects, 0397
 and substrate structure, 0478
- and tetrahedral intermediate, 0397
 and the Hammett equation, 0401, 0402
 and ultrasound, 0512
 aromatic compounds, 0665, 0679
 in supercritical carbon dioxide, 0414
 in water, 0414
 of groups, in S_N1 or S_N2 reactions, 0488
 of radicals, 0951, 0952
 of radicals, substrate variation, 0943
 quantitative treatments, 0401
 solvent polarity, 0412
- reactors, microwave, 0354
- Reagents for Organic Synthesis*, 1897
- reagents, bromination of alkenes, 1150
 chlorination of alkenes, 1150
 elimination of dihalides to alkenes, 1539
 fluorination of alkenes, 1149
 for α -hydroxylation of carbonyl compounds, 1753
 for α -oxidation of ketones, 1758
 for acylation of amines, 1432
 for aromatization, 1709–1711
 for Beckman rearrangement, 1613
 for benzylic oxidation to aldehydes, 1763
 for dehydration of amides to isonitriles, 1550
 for dehydration of amides to nitriles, 1549
 for dehydration of oximes to nitriles, 1546
 for dehydrogenation of amines to nitriles, 1729, 1730
 for elimination of epoxides, 1518
 for epoxidation of alkenes, 1169
 for formation of acylals, 1273
 for halogenation of ketones, 0776, 0780
 for hydrolysis of C=N compounds, 1264, 1265
 for hydrolysis of dithioacetals and dithioketals, 1280
- for hydroxylation of hydrocarbons, 1751
 for oxidation of alcohols to carboxylic acids, 1768
 for oxidation of alcohols without over oxidation, 1718, 1719
 for oxidation of aldehydes to carboxylic acids, 1770, 1771
 for oxidation of amines, 1767
 for oxidation of aromatic side chains, 1745
 for oxidation of thioethers, 1781
 for oxidative cleavage of alkenes, 1742, 1743
 for oxidative cleavage of aromatic compounds, 1744
 for oxidative cleavage of diols, 1733
 for pinacol coupling, 1854–1856
 for preparation of thiocarbonyls, 1278
 for reduction of aldehydes or ketones to alcohols, 1792–1805
 for reduction of alkenes, 1062
 for reduction of conjugated alkenes, 1070
 for reduction of conjugated carbonyls, 1793
 for reduction of esters to alcohols, 1807
 for reductive alkylation of aldehydes or ketones, 1290
 for remote oxidation of hydrocarbons, 1761, 1762
 self-immolative, 0171
- rearrangement, 1,2-alkyl, of alkyne anions, *ab initio* study, 1579
 1,3- and greater, 1572, 1573
 α -ketol, 1593
 acid catalyzed of epoxides, 1587
 acyl phosphorus ylids, 1525
 alkenes and photosensitized oxygen, 0968
 alkenes, and π -allyl complexes, 0770
 alkenes, metal catalyzed, 0769
 alkyl groups, Hofmann-Martius reaction, 0741

- alkyl, and Friedel-Crafts reactions, 0741
- alkyl, from ammonium salts, 0741, 0742
- rearrangement, allylic, 0469
- and acyl addition of allylic boranes, 1319
- and allylic oxidation, 1751
- and allylic radicals, 0947
- and propargyl systems, 0472
- and reduction of allylic alcohol, 1829
- and S_N2' reactions, 0470, 0471
- and S_N1' reactions, 0472
- and Stille coupling, 0793
- carbenes, 0804
- formation of allenes, 0472
- with allylic alcohols, 0615
- with vinyl epoxides, 0620
- Wurtz reaction, 0590
- rearrangement, amino acids, and nitrous acid, 1586, 1587
- amino-Cope, 1660
- anchimeric assistance in migrating group, 1565
- rearrangement, and addition of alkyl halides to alkenes, 1160
- and addition-elimination mechanism, 0475
- and allylic carbocations, 0483
- and benzoylephedrine, 0400
- and carbene addition to aromatic compounds, 1239
- and carbenes, 0292
- and carbocations, 0802
- and conducted tour mechanism, 0768
- and cyclopropylmethyl groups, 0465
- and diazotization of amines, 1566
- and diradicals, 1576
- and formation of carbocations, 1561
- and formation of nitrenes, 1561
- and ions, 1572
- and methyl group participation, 0466
- and neighboring group mechanism, 0448
- and ozonolysis of alkenes, 1737
- and phenonium ions, 0456
- and S_N1 -type processes, 1564
- and solvolysis, 0466
- and the Diels-Alder reaction, 1199
- and the Heck reaction, 0895
- and the Jacobsen reaction, 0748
- and Whitmore 1,2-shifts, 1561
- rearrangement, aryl carboxylate ions, 0747
- aryl halides, 0749
- aryl triazenes, 0740
- aza-Cope, 1660
- aza-Wittig, 1625
- Baeyer-Villiger, 1617
- Bamberger, 0930
- Beckmann, 1613
- Beckmann, migratory aptitudes of groups, 1568
- benzidine, 1678, 1679
- benzil-benzylic acid, 1594
- benzyl ammonium salts, 0929
- boron-to-carbon, 1627
- Brook, 1700
- carbene, 1579
- carbene to carbene, 1600
- carbene, hydrogen shifts, 1579
- carbocations, 0248, 0249, 1565
- carbocations, and Friedel-Crafts alkylation, 0710
- Carroll, 1670
- cationotropic, 1559
- Chapman, 1697
- circuambulatory, 0249, 1652
- Claisen, 1668-1674
- Cope, 1659-1667
- Cope, also see Cope
- Curtius, 1609
- degenerate, 1563
- Demyanov, 1589
- di- π -methane, 1692
- dienone-phenol, 1593
- divinylcyclopropanes, 1661
- dyotropic, 1700
- electrocyclic, 1633
- electrocyclic, and carbenes, 1240
- electrophilic, 0299, 1559, 1579
- electrophilic allylic, geometry of, 0763
- enolene, 1673
- epoxy-alcohols, 0538
- Favorskii, 1595
- Fischer-Hepp, 0739
- Fries, 0735
- Grovenstein-Zimmerman, 1585
- halogen from N-haloamides, 0740
- Hofmann, 1607
- Hofmann, mechanism, 0311
- hydride, 1,3- and greater, 1572, 1573
- hydrogen as a migrating group, 1567
- in oxidation with PCC, 1716
- intermolecular and intramolecular, definitions, 1560
- intramolecular, photochemical, 0345
- lithio-epoxide, 0564
- Lossen, 1610
- Meinwald, 1587
- Meisenheimer, 1623
- memory effects of migrating groups, 1570
- Meyer-Schuster, 0473
- migrating group, migration origin, migration terminus, 1559
- migratory aptitude, H versus alkyl versus aryl, 1570
- migratory aptitudes, 1568
- Mislow-Evans, 1678
- N-nitroso groups, 0739
- N-nitrosoanilines, 0739
- nature of the migration, 1563
- Neber, 1605
- Neber, and intermediate isolation, 0312
- nitro groups, 0738
- non-carbocation mechanism, 0712
- nucleophilic, 0299
- nucleophilic, mechanism, 1560-1574
- O-tosyl nitriles and O-tosyl oximes, 1548
- rearrangement, of aldehydes, acid catalyzed, 1592
- of alkenes, photochemical, 0769
- of alkylcarbenes, 0803
- of alkynes, 0768
- of ammonium salts, base induced, 1621
- of aryl oximes, 0930
- of biphenylene, 1646
- of boranes, 0771
- of carbanions, 0265
- of carbenes, 0291, 1234
- of carbocations, 0236, 1032
- of carbocations, direction of rearrangement, 1562

- rearrangement, of aldehydes,
 acid catalyzed, (*Continued*)
 of diazo alkoxides, 1602
 of diols, migratory aptitudes,
 1568
 of double bonds, 0767
 of esters, 0735
 of haloamines, 1616
 of hydroperoxides to ketones,
 1620
 of ketones, acid catalyzed,
 1592
 of nitrenes, 0294
 of protonated cyclopropanes,
 1565
 of radicals, 0280, 0281
 of radicals, and
 β -substituents, 1575
 rearrangement,
 organomagnesium
 compounds, 0826
 Orton, 0740, 0741
 oxa-di- π -methane, 1693
 oxonia-Cope, 1660
 oxy-Cope, 1660
 para-Claisen, 1668
 Payne, 0537
 phenol-dienone, 1594
 pinacol, 1585
 pinacol, also see pinacol
 pinacol, migratory aptitudes
 of groups, 1568
 propargyl, 0473
 prototropic, 0768, 1559
 Pummerer, 1866
 quasi-Favorskii, 1598
 radical, 0299, 1574–1578
 Reilly-Hickenbottom, 0741
 resonance in migrating
 groups, 1565
 retro-Claisen, 1668
 σ -bond, metal catalyzed,
 1690
 Schleyer adamantization,
 1584
 semipinacol, 1586, 1587
 sigmatropic, see sigmatropic
 sigmatropic, definition,
 1647
 sila-Pummerer, 1867
 Smiles, 0931
 Sommelet-Hauser, 0929,
 1623
 Stephens, 0929
 stereochemistry of migrating
 groups, 1563, 1564, 1567
 Stevens, 1621
 Stieglitz, 1616
 Stone-Wales, 1646
 sulfur ylids, 0930
 tert-pentyl carbocation,
 1562
 truce-Smiles, 0933
 vinylcyclopropane, 1656
 von Richter, 0927
 Wagner-Meerwein, see
 Wagner-Meerwein
 Wallach, 1698
 with Dibal reduction of
 oximes, 1820
 Wittig, 0641, 1624
 Wolff, 1599
 [2,3]-sigmatropic, 0930,
 1676
 [2,3]-Wittig, 1676
 recognition, molecular, 0124,
 0125
 recrystallization, fractional, and
 diastereomers, 0174
 and resolution, 0174
 recyclable catalyst, for alkene
 metathesis, 1684
 reduced mass, and mechanism,
 0323
 reducing agents, for ozonides,
 1737
 reductase, of *Nicotiana*
 tabacum, 1074
 reduction of conjugated
 ketones, 1074
 reduction, 0299
 and Grignard reactions, 1305,
 1306
 and selectivity, 1787–1790
 and the Barton-McCombie
 reaction, 1833
 and the Cannizzaro reaction,
 1798
 asymmetric, 1800–1803
 asymmetric,
 benzoylformates, 0170
 conjugate, enantioselective
 hydrogenation, 1072,
 1073
 conjugate, reagents for, 1071,
 1793
 conjugate, with silanes, 1071
 definition, 1703
 dissolving metal, 1067
 ease of reduction of
 functional groups,
 1787–1790
 enantioselective, 1802
 of aldehydes or ketones,
 1791–1805
 of alkyl halides, reagents,
 1824–1827
 of carbonyls with sodium in
 ethanol, mechanism, 1795,
 1796
 of conjugated alkenes,
 reagents for, 1070
 of dithianes, 0639
 of ketones,
 diastereoselectivity, 1803
 of nitriles to methyl, with
 terpenes, 1824
 of oxazines, 0642
 of prochiral ketones, 1799
 of radicals, 0937
 of sulfonate esters of
 phenols, 1831
 of sulfonate esters, from
 alcohols, 1830
 of sulfones, 0624
 type of, 1786
 with ammonium formates,
 1799
 with LiAlH₄, of aldehydes or
 ketones, mechanism, 1804
 with metals, 1797
 with silanes, 1798, 1799
 Wolff-Kishner, 1835
 reductive alkylation, and formic
 acid, 1290
 and the Wallach reaction, 1290
 enantioselectivity, 1291
 Hantzsch dihydropyridines,
 1290
 in ionic liquids, 1291
 of azo compounds, 1291
 of nitro compounds, 1291,
 1818
 of nitroso compounds, 1291
 reductive amination, and
 microwaves, 1291
 and the Eschweiler-Clarke
 procedure, 1290
 of aldehydes or ketones,
 reagents for, 1290
 reductive cleavage, of
 cyclopropanes, 1074
 reductive coupling, see coupling
 reductive coupling, of aldehydes
 or ketones, reagents, 1858,
 1859
 reductive Nazarov cyclization,
 1095
 Reed reaction, 0974
 Reformatsky conditions, and
 β -lactam formation, 1465
 Reformatsky reaction, 0605,
 0606, 1326
 and activated zinc or
 dialkylzinc reagents,
 metals, 1327
 and sonochemistry, 0352
 intermediates, 1328
 with carboxylic esters, 1328
 X-ray of intermediates, 1328

- refractive index, and optical activity, 0163
- regiochemistry, and ozonide formation, 1740, 1741
- E2 reactions, 1498
- in the Heck reaction, 0892
- of elimination, 1497
- regioisomers, and the Diels-Alder reaction, 1199, 1200
- regioselective, definition, 0514
- regioselectivity, and ambident nucleophiles, 0513
- and enolate anions, 0630
- and halogen radicals, 0955
- and Hofmann's rule, 1498
- and Stille coupling, 0793
- and unsymmetrical ketones, 0630
- and Zaitsev's rule, 1498
- condensation of esters and ketones, 1455
- cyclotrimerization, 1245
- Dieckmann condensation, 1453
- epoxide halogenation, 0583
- formation of arynes, 0867
- halogenation of alkanes, 0955, 0957
- halogenation of ketones, 0780
- in pyrolytic elimination, 1510
- in the Diels-Alder reaction, 1199, 1200
- Mannich reaction, 1294
- organometallics with heteroatoms, 0809
- [3 + 2]-cycloaddition, and FMO, 1191
- Registry Number, Chemical ABSTRACTS, 1880
- Reilly-Hickenbottom rearrangement, 0741
- Reimer-Tiemann reaction, 0726
- Reissert compounds, with sulfuric acid to give aldehydes, 1811
- remote dehydrogenation, 1713, 1714
- remote oxidation of hydrocarbons, 1761, 1762
- Reppe carbonylation, 1137
- resolution, 0173-0176
- and pig liver esterase, 0176
- and rate of reaction, 0178
- and *Sphingomonas pauchimobilis*, 0179
- and synthesis, 0167
- conversion to diastereomers, 0173
- deracemization, 0179
- kinetic, 0176, 0178, 0179
- kinetic, see kinetic
- mechanical, 0176
- mechanical, and heptahelicene, 0176
- metal complexes, 0150
- methods of, 0172-0179
- of alkenes, 0174
- of allenes, 0149
- of amino acids-boric acid, 0173
- of crystals, 0176
- of enantiomers, 0138
- of organomercury compounds, 0756
- of sulfoxides, 1781, 1782
- of sulfur compounds, 0145
- of trans-cyclooctene, 0174
- resonance, 0032
- resonance effects, 0048
- and acidity, 0382
- and σ values, 0409
- and substituent effects, 0483
- resonance energy, also see energy
- resonance energy, 0216
- ab initio* calculations, 0037
- acenes, 0087
- and aromatic compounds, 0060
- and aromaticity, 0062
- and cross conjugation, 0044
- and fused aromatic compounds, 0060
- and hybridization, 0040
- benzene, 0036, 0037
- butadiene, 0038, 0039
- cyclopentadienide ion, 0063
- of heterocycles, 0062
- phenalene radical and cation, 0060
- resonance integral, 0037
- resonance stabilization, and the captodative effect, 0075
- resonance structures, fulvalenes, 0068
- resonance, allyl anion/cation/radical, 0042
- and 1,3-dipoles, 1189
- and allylic carbanions, 0762
- and allylic carbocations, 0483, 1013
- and allylic radicals, 0947
- and amines, 0383
- and aniline, 0048
- and anthracene, 0049
- and arenium ions, 0658
- and aromatic compounds, 0033, 0049
- and benzene, 0033, 0034
- and bond angles, 0047
- and bond distance, 0047
- and bond order, 0033
- and calculations, 0034
- and canonical forms, 0032
- and carbanions, 0252, 0258, 0759
- and carbocations, 0247, 0483, 1019
- and charge separation, 0047
- and Dewar structures, 0032
- and dimethylloxosulfonium methylid, 1383
- and dimethylsulfonium methylid, 1383
- and electron density, 0048
- and electronegativity, 0047
- and electrons, 0046
- and enolate anions, 0253
- and halogen substituents, 0046
- and hyperconjugation, 0238
- and hypophosphorus acid, 0053
- and MO theory, 0033
- and nonequivalent canonical forms, 0047
- and orbitals, 0033
- and π -bonds, 0046
- and paracyclophanes, 0049
- and phosphine oxides, 0053
- and phosphorus ylids, 1369
- and pK, 0383
- and planarity, 0047-0049
- and proton transfer, 0368
- and radicals, 0271, 0272
- and rate of reaction, 0483
- and reactivity, 0396
- and steric effects, 0048
- and strain, 0048
- and sulfones or sulfoxides, 0053
- and the Hammett equation, 0402
- and the mesomeric effect, 0048
- and unpaired electrons, 0047
- and vinyl chloride, 0041
- and ylids, 0053
- Dewar structures, 0049
- energy and canonical forms, 0047
- in migrating groups, in rearrangements, 1565
- keto-ylids, 1371
- naphthalene, 0033
- no-bond, 0097

- resonance, allyl anion/cation/
radical, (*Continued*)
of carbonate, 0042
pyridine, 0033
rules of, 0046
rules of stability, 0047
 σ bonds, 0033
steric inhibition, 0691
substituted arenium ions,
0666
- retention of configuration, and
hydrolysis of esters, 1404
and radicals, 0939
retention of migrating group
during rearrangement,
1563
- retention, and chlorination of
alcohols, 0469
and elimination-addition
reactions, 0477
and neighboring group
participation, 0451
and phenonium ions, 0457
and S_N1 reactions, 0440
and S_N2 reactions, 0428
and S_Ni reactions, 0468
- retro ene reaction, and pyrolysis
of homoallylic alcohols,
1551
- retro-aldol reaction, 0835, 1342
- retro-Claisen rearrangement,
1668
- retro-Diels-Alder reaction, 1199
and thermal extrusion of
carbon monoxide from
ketones, 1545
- retro-ene reaction, 1104
- retro-Nazarov, 1096
- retropinacol rearrangement, and
Wagner-Meerwein
rearrangement, 1583
- reverse Friedel-Crafts
alkylation, see Friedel-
Crafts
- reverse Gatterman-Koch
reaction, 0745
- reversibility, Diels-Alder
reaction, 1205
microscopic, 0309
- reversible reactions, Michael
reactions, 1009
radicals to alkenes, 1012
- reviews, annual, literature, 1891
of the literature, 1889
- rhodium catalysts, chiral, 1238
- rhodium compounds, and
diazoalkenes, 1234
- rhodium, and decomposition of
diazoalkanes, 0289
and hydrogenation, 1054
- Rhodococcus* sp AJ270, and
hydrolysis of nitriles, 1269
- ribbons, molecular, 0132
- Ring Systems Handbook*, 1888
- ring closing reactions, and rate
constants, table, 0304
- [2 + 2]-ring closures, 1690,
1691
- ring closure, and entropy of
activation, 0303
Baldwin's rules, 0305-0307
dig, tet, and trig
nomenclature, 0306
disfavored and favored, 0306,
0307
hydroboration of trines, 1081
- ring contraction, acid catalyzed,
1588
- ring contractions, photolysis of
diazoketones, 1599
- ring current, 0055-0057
and annulenes, 0085, 0086
- ring expansion, acid catalyzed,
1588
and metathesis, 1686
and the Stevens
rearrangement, 1621
- aryl azides, 1610
- carbene addition, and strain,
1240
carbene insertion, 0805
carbenes with aromatic
compounds, 1239
lactones, 1700
of alkyl azides, 1610
Tiffeneau-Demyanov,
1590
- ring opening metathesis
polymerization, 1685
- ring opening, cyclopropyl
cations, 1644
- ring size, and entropy, 0303
and lactone formation, 0304
- ring-chain tautomerism, see
tautomerism
- ring-closing metathesis, see
metathesis
- ring-in-ring complexes, 0132
- Ritter reaction, 1459
and the Beckmann
rearrangement, 1616
steric hindrance in nitriles,
1459
with cyanamides, 1459
- Robinson annulation, 1350
and ammonium ketones,
1350
and Stryker's reagent, 1351
and the Claisen reaction,
1357
and the Mannich reaction,
1351
- Rodd's Chemistry of Carbon
Compounds*, 1893
- ROESY, and π - π -interactions,
0115
- Rosenmund catalyst, and
hydrogenation of alkynes,
1057
- Rosenmund reduction, of acyl
halides, 1808
- Rosenmund-von Braun reaction,
0869, 0885
- rotamer, and conformer,
0196
- rotating-frame nOe
spectroscopy, see ROESY
- rotation barrier, also see barrier
of radicals, 0277
strained aromatic
compounds, 0231
- rotation, and α , 0139
and catenanes, 0132
in ethane, energy barrier,
0197
molar, see molar rotation
observed, see observed
rotation
restricted, and atropisomers,
0148
restricted, and chirality, 0150
restricted, and cis/trans
isomers, 0232
specific, see specific rotation
- rotaxanes, 0131-0134
and chirality, 0152
- 2ⁿ rule, and diastereomers, 0165
- 3ⁿ rule, and conformations,
0197
- rules, of resonance, 0046
- rules, stability of resonance
forms, 0047
- ruthenium catalysts, and
metathesis, 1683
- ruthenium, and hydrogenation,
1054
- Ruzicka cyclization, 1458
- σ bonds, neighboring group
participation, 0450
- s character, and acidity, 0388
and bond angle, 0026
and bond distance, 0025
and bond energy, 0029,
0030
and carbanion stability, 0251,
0254
and strain, 0218
- σ route, to nonclassical
carbocations, 0451

- σ values, and field effects, 0407, 0408
 and NMR, 0408
 and reactivity, 0403, 0404
 and resonance and field effects, 0409
 F and R values, 0410
 σ^* values, and field effects, 0407
 S-alkylation, with thiocyanate ion, 0573
 σ -bond migration, and
 dyotropic rearrangement, 1700
 and sigmatropic rearrangement, 1647
 σ -bond participation, and
 cyclopropylmethyl groups, 0464, 0465
 σ -bond rearrangements, metal catalyzed, 1690
 σ -bonds, and resonance, 0033
 as neighboring groups, 0459
 σ -complexes, and arenium ions, 0658
 σ -substitution mechanism, 0694
 σ -values, Swain-Lupton, 0409
 sacrificial anode, 0598
 sacrificial hyperconjugation, 0097
 Sadtler Research Laboratories, spectra, 1888
 Sakurai reaction, 1120
 salen catalyst, epoxide halogenation, 0583
 salen, and catalytic hydrogenation, 1057
 salen-metal complexes, and epoxidation, 1178
 salt effects, and kinetics, 0434
 and S_N1 reactions, 0504
 of lithium perchlorate, 0504
 rate of electrophilic substitution, 0757
 salt free phosphonium ylids, 1370
 salts, and S_N1 reactions, 0504
 enamine, and alkylation, 0636
 Meisenheimer, 0854
 samarium in acetic acid, and desulfurization, 0991
 samarium iodide, with triamines, reduction of alkenes, 1063
 samarium, and the Barbier reaction, 1313
 Sandmeyer reaction, 0984, 0985
 sandwich compounds, see metallocenes
 saponification, 1400
 scale, solvent nucleophilicity, 0506
 scales, of electronegativity, 0017
 scandium, and fullerenes, 0095
 SCF method, and aromaticity, 0058
 Schiemann reaction, 0705, 0921
 Schiff bases, addition of HCN, 1392
 chiral, epoxides with organometallics, 0618
 formation of, 1282
 hydrolysis, 1263
 reduction to amines, 1811
 Schlenk equilibrium, 0260, 0261
 Schleyer adamantization, 1584
 Schmidt reaction, 1611–1613
 migratory aptitudes, 1612
 Schmidt rearrangement, 1563
 Scholl reaction, 0717, 0718
 Schotten-Baumann procedure, 1411
 acylation of amines, 1427
 Schrödinger equation, 0003, 0004
 Schwartz's reagent, 1083, 1148
 Schwesinger proton sponges, see bases and proton sponge
Science Citation Index, 1877, 1892, 1905
SciFinder, 1903
 scoopy reaction, 1378
 S_E1 mechanism, 0658, 0665
 and decarboxylation, 0746
 and the halogen dance, 0749
 S_E2 , see substitution
 S_E2 mechanism, 0658
 searching the literature, 1898
 second order rate constants, 0320
 second-order reactions, 0315, 0316
 secondary isotope effects, 0325, 0326, 0327
 in substitution reactions, 0488
 secondary sources, literature, 1870, 1876–1881
 S_{Ei} , see substitution
 selectivity relationship, 0680
 selectivity, and reduction, 1787–1790
 bromine versus chlorine radicals, 0955
 catalytic hydrogenation of alkenes, 1055
 endo/exo, [2 + 2]-cycloaddition, 1226
 facial, for reactions at carbonyls, 1252
 facial, peroxyacid epoxidation of alkenes, 1170
 homogeneous catalysts in hydrogenation, 1055
 of nitrous acid, 0918
 of radicals, 0951, 0952
 paradoxical, in Friedel-Crafts alkylation, 0708
 Selectride, and reduction of epoxides, 1791
 diastereoselectivity of reduction, 1794
 reduction of aldehydes or ketones, 1794
 reduction of amides, 1842
 reduction of tosylates, 1832
 stereoselectivity of reduction, 1794
 selenenyl chlorides, catalysts from radical chlorination, 0963
 selenides, aryl, from aryl halides, 0552
 aryl, from aryl halides, 0875
 aryl, reduction with triaryltin hydride, 0991
 catalysts from radical chlorination, 0963
 cleavage, 0551
 from alkyl halides, 0552
 from selenol addition to alkenes, 1045
 oxidation to selenones or selenoxides, 1782
 selenium dioxide, allylic oxidation of alkenes, mechanism, 1752
 and allylic oxidation, 1751, 1752
 and dehydrogenation, 1712
 α -oxidation of ketones, mechanism, 1760
 and Sharpless method for allylic oxidation, 1752
 selenium groups, and radical cyclization, 1127
 selenium tetrafluoride, with aldehydes or ketones, 1299
 selenium ylids, 0054
 chiral, 1384
 selenium, and aromatization, 1710
 and carbonylation of amines, 0850
 with Grignard reagents, 0818

- seleno esters, and radical cyclization, 1129
 from diselenides and acyl halides, 1412
 selenoalkynes, hydration, 1036
 selenoamides, 1297
 and transamidation, 1426
 selenocarbonates, 1275
 selenoethers, see selenides
 selenoketones, 0791
 selenols (RSeH), addition to alkenes, 1045
 and organolithium reagents, conjugate addition, 1131
 by reaction of diselenides, 1854
 selenones, by oxidation of selenides, 1782
 selenoxides, alkylation, 0640
 by oxidation of selenides, 1782
 thermal elimination to alkenes, 1529
 self-condensation, and Claisen condensation, 1453
 self-consistent field theory (SCF), 0034, 0035
 self-immolative reagents, 0171
 semibullvalene, 1692
 and Cope rearrangements, 1666
 semicarbazide, with aldehydes or ketones, 1285
 semicarbazones, and Wolf-Kishner reduction, 1836
 from aldehydes or ketones, 1285
 hydrolysis, 1264
 reduction to amines, 1820
 semidines, and [1,5]-sigmatropic rearrangements, 1681
 semiempirical calculations, 0035
 semipinacol rearrangement, 1586, 1587
 semiquinones, radical ions, 0282
 semirubin, and hydrogen bonding, 0113
 sensitizers, triplet, 1136
 SET mechanism, see mechanism
 SET (single electron transfer) mechanism, 0443
 mechanism, and active methylene compounds, 0626
 mechanism, and arylation of enolate anions, 0908
 mechanism, and chain reactions, 0444
 mechanism, and conjugate addition of organometallics, 1120
 mechanism, and electrophilic aromatic substitution, 0682
 mechanism, and Grignard reagents, 1307
 mechanism, and LiAlH₄ reduction of alkyl halides, 1828
 mechanism, and oxidation-reduction, 1706
 mechanism, and radicals, 0444
 mechanism, and the aldol reaction, 1341
 mechanism, organometallic compounds with alkyl halides, 0598
 probes, 0268
 process, and radicals, 0268
 shape, an guest-host interactions, 0125
 of cyclodextrins, 0130
 Shapiro reaction, 1526
 Sharpless asymmetric aminohydroxylation, 1180
 Sharpless asymmetric dihydroxylation, 1166
 Sharpless asymmetric epoxidation, 1177
 Sharpless method, allylic oxidation with selenium dioxide, 1752
 [1,5]-shifts, homodienyl, 1653
 3, 2-shifts, and Wagner-Meerwein rearrangements, 1582
 Shrock catalyst, for metathesis, 1683
 shuttle, molecular, 0134
 side chains, on aromatic compounds, oxidation, 1745
 sigma orbitals, 0005
 [1,3]-sigmatropic alkyl migration, 1653, 1654
 [1,3]-sigmatropic rearrangement of carbon, vinylcyclopropanes, 1656
 HOMO, 1650, 1651
 imaginary transition state, 1649, 1650, 1651
 migration of hydrogen, 1650, 1651
 Möbius-Hückel method, 1650
 photochemical, suprafacial, 1650, 1651
 thermal, antarafacial, 1650, 1651
 [1,5]-sigmatropic alkyl migration, 1653, 1654
 and semidines, 1681
 Möbius-Hückel method, 1650
 of alkyl, 1656
 of hydrogen, 1648
 of hydrogen, and ene reactions, 1648
 photochemical, antarafacial, 1650, 1651
 thermal, suprafacial, 1650, 1651
 [2,3]-sigmatropic rearrangement, 1676
 Sommelet-Hauser rearrangement, 1678
 [3, 3]-sigmatropic rearrangement, and amino cope rearrangement, 1660
 and Fischer indole synthesis, 1675
 Claisen rearrangement, 1668–1674
 Cope, 1659–1667
 enantioselectivity, 1663
 of allyl vinyl ethers, 1655
 oxy-Cope, 1660
 [5,5]-sigmatropic rearrangement, and benzidine rearrangement, 1680
 sigmatropic rearrangement, and σ -bond migration, 1647
 and the [i,j] nomenclature, 1647
 antarafacial rearrangement, 1648, 1649
 definition, 1647
 suprafacial migration, 1648, 1649
 vinylcyclopropanes, 1656
 [2,3]-, 0930
 [2,3]-, and the Sommelet-Hauser rearrangement, 0930
 sigmatropic shifts, and cyclopropanes, 1653
 sila-Pummerer rearrangement, 1867
 silanes, alkyl, radicals and hydrogen transfer, 0937
 with radicals, 0937
 silanes, allylic, and the Sakurai reaction, 1120

- conjugate addition, 1120
 coupling, 0977
 coupling, with AIBN, 0589
 electrolytic coupling, 0588
 Lewis acid catalyzed addition
 to aldehydes, 1322
 metal catalyzed addition to
 imines, 1388
 metal catalyzed coupling
 with alcohols, 0616
 metal mediated halogenation,
 0963
 radical coupling, 0589
 with acetals, 0617
 with aldehydes, 1388
 with alkyl halides, 0588
 with epoxides, 0589
 silanes, and cleavage of ethers,
 0581
 and conjugate reduction,
 1071
 and enantioselective
 reduction, 1802
 and formation of acylals,
 1274
 and radical cyclization, 1127
 and the acyloin condensation,
 1861
 and the Brook
 rearrangement, 1701
 aryl, and the Heck reaction,
 0897
 arylation, and Suzuki-
 Miyaura coupling, 0911
 conjugate addition, 1131
 cyclic, by addition of silanes
 to alkynes, 1087
 desilylation, 1824
 from metal catalyzed
 addition of silanes to
 alkenes, 1086
 halo, with enolate anions,
 0798
 halogenation of, 0960
 hydroxylation, 0539
 intramolecular addition to
 alkynes, 1087
 Lewis acid catalyzed addition
 to alkenes or alkynes,
 1086
 lithio, with aldehydes or
 ketones, 1365
 magnesium, and Peterson
 alkenylation, 1366
 metal catalyzed addition to
 alkenes, 1086
 metal catalyzed arylation,
 0911
 metal catalyzed coupling,
 0588
 radical halogenation,
 0960
 reaction with hydroxide,
 0251
 reduction of aldehydes or
 ketones, 1798
 reduction of amides to
 amines, 1841
 reduction of carboxylic
 esters, 1807
 reduction of imines, 1812
 reduction to hydrocarbons,
 1824
 trihaloallyl, acyl addition,
 1323
 vinyl, addition to conjugated
 carbonyl compounds,
 1088
 vinyl, and Stille coupling,
 0795
 vinyl, and the Heck reaction,
 0896
 vinyl, by addition of silanes
 to alkynes, 1086
 with alkynes, metal
 catalyzed, 0647
 with aryl halides, metal
 catalyzed, 0911
 with ketones, metal
 catalyzed, 0799
 silica gel, addition of HCl to
 alkenes, 1029
 and acetal cleavage, 0526
 and aromatization, 1711
 and ceric ammonium nitrate,
 0686
 and dehydration of oximes to
 nitriles, 1547
 and formation of oximes,
 1286
 and iodination, 0704
 and ring opening of
 aziridines, 0566
 and sulfuric acid, 0695
 and the Knoevenagel
 reaction, 1359
 and thionyl chloride, 0576
 and Vilsmeier-Haack
 reaction, 0725
 and Wittig reaction, 1370
 Claisen rearrangement, 1670
 nitrosation of amines, 0847
 with thionyl chloride, 1440
 and double bonds, 0011
 bond distance with carbon,
 0023
 silicon, and cis/trans isomers,
 0011
 silicon-tethered Heck reaction,
 0895
 silicon-tethers, and
 cyclotrimerization of
 alkynes, 1245
 siloxanes, addition to enamines,
 1088
 silver carboxylates, and
 dihydroxylation of
 alkenes, 1165
 silver compounds, and alkyl
 halides, 0505
 and coupling of boranes,
 0989
 with peroxides, 0544
 silver nitrate, and alkyl halides,
 0505
 with alkyl halides, 0571
 and alkyl halides, 0505
 silver perchlorate, reaction with
 iodocyclopentane, 0077
 silver salts, with trimethylsilyl
 cyanide, and alkenes,
 1148
 silver, complex with ethylene,
 0116, 0117
 silyl alkenes, as a protecting
 group, 0979
 silyl enol ethers, see enol ethers
 silyl ethers, see ethers
 silyl radicals, 1015
 silyl-Wittig reaction, 1366
 silylalkyl groups, as
 neighboring groups, 0467
 silylalkylamines, 0559
 silylamines, aryl, from aryl
 halides, metal catalyzed,
 0911
 with alkynes, metal
 mediated, 0647
 silylated carbocations, 0248
 silylazides, formation of
 azidoamines, 0566
 silylcarbenes, 0286
 silylenes, radical ions, 0282
 silyloxy-Cope rearrangement,
 1660
 silylperoxides, with
 vinylolithium reagents,
 0814
 silylphosphines, with alkenes,
 1051
 silylthiols, addition to alkenes,
 1044
 Simmons-Smith procedure,
 1241, 1242
 and α -methylation of
 ketones, 1242
 and carbenes, 1234
 with diethylzinc, 1241
 X-ray of intermediates,
 1241

- Simonini reaction, 0995, 0996
and the Hunsdiecker
reaction, 0995
- simultaneous addition, 0298
- single electron transfer, see SET
- singlet carbenes, 0284, 1238
- singlet carbenes, see carbenes
- singlet carbonyls, 1463
- singlet methylene, 0289
- singlet nitrenes, 0293, 1183
- singlet nitrenium ions, 0295
- singlet oxygen, and
autoxidation, 0969
and diradicals, 0970
and hydroperoxides, 0969
and photosensitizers, 0969
and the ene reaction, 1104
cycloaddition reactions,
1218, 1219
Diels-Alder reaction, 1219
formation of dioxetanes,
1219
photooxygenation of alkenes,
1178
reagents for preparation,
0969
with alkenes, 0969, 0970
singlet radicals, 0278
singlets, in photochemistry,
0331
- six-center mechanism, Cope
rearrangement, 1663
- small ring compounds, table,
0221, 0222
- Smiles rearrangement, 0931,
0932
and Truce-Smiles
rearrangement, 0933
- S_N reactions, see substitution,
 S_N
- S_N' reactions, see substitution,
 S_N'
- S_N1 reactions, see substitution,
 S_N1
- S_N1' reactions, see substitution,
 S_N1'
- S_N12cA mechanism, 0580
- S_N1cB mechanism, 0521
- S_N1cB mechanisms, 0567
- S_N2 reactions, see substitution,
 S_N2
- S_N2' reactions, see substitution,
 S_N2'
- S_N2 (intermediate) reactions,
see substitution
- S_N2cA mechanism, 0580
- S_NAr mechanism, 0854–0857
- Sneen formulation, 0441
- Sneen's ion-pair mechanism,
0764
- snoutane, 1691
- sodium amide, also see amides
- sodium amide, and the Haller
Bauer reaction, 0844
rearrangement of alkynes,
0769
- sodium azide, and potassium
iodide, 1159
formation of azido-ketones,
0573
- sodium bisulfite, reaction with
aldehydes or ketones,
1281
- sodium borohydride, also see
borohydride
and decyanation, 0846
and *in situ* hydrogenation,
1057
and isoquinolines, 0716
and nickel, hydrogenation,
1054
and oxymercuration,
1033
and radicals, 0812
and reduction of alkynes,
1064
and the Pictet-Spengler
reaction, 0716
reduction of conjugated
alkenes, 1070
reduction of imine nitrates,
1459
reduction of organometallics,
0812
with metal compounds,
reduction of alkenes, 1065
with nitriles, 0846
- sodium borohydride-metal salts,
reduction of conjugated
alkenes, 1070
- sodium bromite, with amines,
0849
- sodium cyanide, and
Rosenmund-von Braun
reaction, 0885
in HMPA, 0649
with Lewis acids, 0649
- sodium cyanoborohydride, and
reduction of alkyl halides,
1827
and reduction of conjugated
alkenes, 1070
- sodium hydride, and hydrogen
peroxides, with boranes,
1079
with lactams, 0569
- sodium hydroxide, and the
Cannizzaro reaction, 1863
- sodium hypochlorite, see
hypochlorites
- sodium hypochlorite, and
epoxidation of alkenes,
1177
and Jacobsen-Katsuki
epoxidation, 1178
- sodium iodide, see iodide
- sodium ions, and crown ethers,
0123
- sodium nitrate, and epoxides,
0565
- sodium nitriles, with alkenes,
formation of alkynes,
1533
- sodium nitrite with acid, 0846,
0847
with alkyl halides, 0571
with aryl diazonium salts,
0985
- sodium nitrocyamide, 0573
- sodium perborate, and
hydroxylation of aromatic
compounds, 0734
- sodium peroxide, and
hydroperoxide formation,
0544
- sodium persulfate, and
dimerization of
carboxylate salts, 0994
- sodium sulfhydryde, see
sulfhydryde
- sodium tetracarbonylferrate
(Collman's reagent),
0650
carbonylation of alkyl
halides, 0653
with alkyl halides, 0650
- sodium, and decyanation, 0845
and formation of acyloins,
1860
and formation of enolate
anions, 0811, 0907, 0908
and reductive coupling of
esters, 1860
and the Wurtz-Fittig reaction
or Wurtz coupling, 0589
coupling of alkyl halides,
0589
in ammonia, and Birch
reduction, 1067
in ammonia, reduction of
alkynes, 1064
in ammonia, reduction of
allenes, 1065
in ammonia, reduction of
aromatic compounds,
1067
in ammonia, reduction of
quaternary salts, 1844
in ammonia, with
cyclopropanes, 1075

- in ethanol, and reduction of aldehydes or ketones, 1795
 in ethanol, and reduction of imines, 1811
 in ethanol, reduction of carbonyls, mechanism, 1795, 1796
 sodium-amalgam, Gomberg-Bachmann pinacol synthesis, 1854
 reduction of quaternary ammonium salts, 1844, 1845
 soft acids, and covalent bonds, 0378
 definition, 0377
 soft bases, and covalent bonds, 0378
 definition, 0377
 softness, and Lewis acids, 0377
 solid-phase, anhydride formation, 1422
 Fischer indole synthesis, 1675
 synthesis, 1433, 1434
 and Grignard reactions, 1300
 solid-state amide bases, and the aldol reaction, 1342
 and Diels Alder reactions, 1198
 solubility, and cyclodextrins, 0129
 and hydrogen bonding, 0111
 solvation rule, S_N2 reactions, 0503
 and cryptands, 0493
 and nucleophilicity, 0491, 0492
 and rate of reaction, 0493
 by leaving groups, 0759
 differential, 0097
 of radicals, 0937
 solvent acidity, and activity of proton, 0370–0372
 solvent acidity, and pH, 0369
 solvent cages, and radicals, 0444
 and rearrangement of N-nitroaniline, 0739
 and the Wittig rearrangement, 1624
 in the Stevens rearrangement, 1622
 solvent effects, and acidity, 0392–0394
 and addition of bromine with alkenes, 1016
 and ambident nucleophiles, 0517
 and basicity, 0392–0394
 and carbenes, 0288, 0289
 and carboxylic ester formation, 0539
 and catalytic hydrogenation, 1055
 and charged nucleophiles, 0503
 and E1 versus E2 reactions, 1506
 and electrophilic substitution, 0765
 and elimination versus substitution, 1506
 and fluorination of alkenes, 1149
 and gauche conformations, 0201
 and Grunwald-Winstein equation, 0505
 and Lewis acids, 0392–0394
 and limiting S_N1 , 0433
 and rate of reactions, 0503
 and reactions, 1496
 and S_N2 reactions, 0430, 0503
 and S_NAr reactions, 0856
 and $S_{RN}1$ reactions, 0863
 and substitution reactions, 0504
 and the aldol reaction, 1342
 and the Gabriel synthesis, 0569
 and unsymmetrical metal mediated coupling, 0593
 aryl halides with sulfur nucleophiles, 0874
 on the base, in elimination reactions, 1504
 selectivity in the Diels-Alder reaction, 1202
 solvent acidity, and free energy, 0371
 solvent effects, and free energy, 0505
 radicals, and reactivity, 0952
 Wittig reaction, 1377
 solvent free, see solventless
 solvent isotope effects, 0327
 solvent nucleophilicity, scale, 0506
 solvent polarity, and electrophilic substitution, 0757
 and S_N1 reactions, 0501
 and transition states, 0501, 0502
 solvent separated ion pairs, 0440
 solventless, 0416
 addition of organometallics to aldehydes or ketones, 1309
 and Diels Alder reactions, 1198
 Baeyer-Villiger rearrangement, 1618
 Beckmann rearrangement, 1614
 dehydration of oximes to nitriles, 1547
 formation of cyanohydrins from trimethylsilyl cyanide, 1390
 Heck reaction, 0894
 Henry reaction, 1357
 hydrolysis of C=N compounds, 1264
 iodination, 0704
 Knoevenagel reaction, 1359
 oxidation of thiols to disulfides, 1785
 Robinson annulation, 1350
 Sonogashira coupling, 0904, 0905
 sulfur ylid reaction, 1383
 Suzuki-Miyaura, 0900, 0901
 [2 + 2]-cycloaddition, 1223
 solvents, acidity, 0369
 solvents, sulfur dioxide, 0434
 solvent effects, radicals, and reactivity, 0952
 Wittig reaction, 1377
 solvents, achiral, CD of chiral molecules, 0163
 solvents, acidic, 0369, 0370
 and acid strength, 0364
 and base strength, 0365
 and Hammett acidity function, 0369
 and keto-enol tautomerism, 0773
 and nucleophilic assistance, 0506
 and nucleophilicity, 0491, 0504
 and proton transfer, 0368
 and rate of reaction, 0504
 and sonochemistry, 0351
 aprotic, 0502
 aromatic, complex formation and radicals, reactivity, 0953
 asymmetric, and synthesis, 0171
 basic, 0370
 chiral, and NMR, 0181

- solvents, acidic, (*Continued*)
 dielectric screening effects, 0503
 effect on ion pairs, 0236
 ethanolamines, 0563
 ether, and Grignard reagents, 0260, 0261, 1301
 ether, and hydroboration, 1075
 for enolate alkylation, 0627, 0628
 for Michael addition, 1107
 in cyanide-alkyl halide reactions, 0648
 induced chirality, 0163
 ionic, 0415, 0416
 ionic, aryl halides with phenoxides, 0872
 ionizing power, 0506
 nonpolar, and reactivity, 0412
 polar and nonpolar, 0412
 polar, and phase transfer catalysis, 0509
 polar, and reactivity, 0412
 protic, 0502
 protic versus aprotic, and S_N2 reactions, 0503
 supercritical ammonia, 0415
 supercritical carbon dioxide, 0414, 0508
 UV of charge transfer complex, 0507
 water, 0414
 solvolysis, alkyl halides, and carbocations, 0325
 alkyl tosylates, rate of reaction, 0482
 and alkene neighboring groups, 0451
 and aromatic ring participation, 0455, 0456
 and B strain, 0398
 and borderline mechanisms, 0442
 and brosylates, 0438
 and cyclobutyl compounds, 0464
 and cyclopropyl groups, 0486, 0487
 and cyclopropylmethyl groups, 0464, 0465
 and destabilizing groups, 0484
 and dioxane, 0443
 and Grunwald-Winstein equation, 0482
 and I strain, 0399, 0487
 and inversion, 0443
 and ionizing power of solvents, 0506
 and mechanism, 0437
 and methyl group participation, 0466
 and neighboring group mechanisms, 0448
 and neighboring groups, 0449, 0454, 0456, 0457
 and nonclassical carbocations, 0452, 0453
 and norbornyl systems, 0460
 and oxonium ions, 0443
 and phenonium ions, 0458
 and picosecond absorption spectroscopy, 0439
 and racemization, 0439
 and rate enhancement, 0464, 0465
 and rate of reaction, 0458
 and rearrangement, 0466
 and σ -bond participation, 0460
 and silylalkyl group participation, 0467
 and special salt effects, 0439
 and stereochemistry, 0460
 and structural effects, 0481
 and substitution, 0425
 and sulfonate esters, 0443
 benzylic halides, 0486
 of esters, and NMR, 0434
 of iodocyclopentane, 0077
 of sulfonate esters, 0467
 optically active compounds, 0460
 participation of hydrogen, 0467
 rate, and azide ions, 0442
 rates for alkyl bromides, 0480
 Sommelet reaction, oxidation of alkyl halides to aldehydes, 1766
 Sommelet-Hauser rearrangement, 0929, 1623
 and Hofmann elimination, 0929
 and Stevens rearrangement, 0929, 1623
 mechanism, 0929
 [2,3]-sigmatropic rearrangement, 1678
 $S_{ON}2$ mechanism, 0872
 Sonn-Müller method, from amides, 1815
 sonochemical, $S_{RN}1$ reactions, 0352
 sonochemistry, also see cavitation
 sonochemistry, 0349
 and arylation reactions, 0352
 and carbene formation, 0351
 and carbohydrates, 0352
 and cavitation, 0349
 and colloids, 0350
 and emission of light, 0350
 and gas vacuoles, 0249, 0350
 and hot spots, 0350
 and hydrostannation, 0352
 and nucleophilic aromatic substitution, 0352
 and organic solvents, 0351
 and organolithium formation, 0351
 and sonoluminescence, 0350
 and the Diels-Alder reaction, 0352
 and the Reformatsky reaction, 0352
 and the Weissler reaction, 0351
 commercial instruments, 0351
 origin of, 0349
 reproducibility, 0351
 with metal carbonyls, 0352
 Sonogashira coupling, 03540904, 0905
 sonoluminescence, 0350
 Sorenson method, amino acid synthesis, 0624
Source Index, 1907
 Soxhlet extractor, and the aldol reaction, 1343
 sp hybridization, 0009, 0010
 sp orbitals, 0007
 sp² or sp³ hybrid orbitals, 0008, 0009
 sparteine, and addition of organolithium reagents to alkenes, 1097
 and Michael addition, 1108
 enantioselectivity with organolithium compounds, 0595
 with organolithium reagents, 1330
 special salt effects, and solvolysis, 0439
 specific acid catalysis, 0373
 specific rotation, also see enantiomers, chiral compounds
 specific rotation, and concentration, 0139
 and enantiomeric excess, 0180
 and enantiomers, 0139

- and molar rotation, 0139, 0160
 and temperature, 0139
 and wavelength of light, 0140, 0160
 aspartic acid, 0139
 definition, 0139
 spectra, Aldrich Library, 1888
 spectra, Sadtler Research Laboratories, 1888
 spectrophotometer, definition, 0329
 spectrophotometric measurements, and solvent acidity, 0369
 spectroscopic analysis, radicals, 0266
 spectroscopy, and bond distance, 0022
 and cyclic allenes, 0228
 and kinetics, 0319
 deuterium quadrupole echo, 0127
 diradicals in the Paterno-Büchi reaction, 1463
 IUPAC classification, 0012
 of carbanions, 0252
 photoelectron, 0012
 spectrum, electromagnetic, 0329
 spectrum, electronic, 0330
 spherands, 0122
 spherical homoaromaticity, 0094
Sphingomonas pauchimobilis, and resolution, 0179
Sphingomonas sp HXN-200, α -hydroxylation, 1757
 spin forbidden transitions, 0331
 spin trapping, and carbenes, 0285
 and radicals, 0267
 spin traps, 0268
 spin-conservation, Wigner rule, 0340
 spiranes, and chirality, 0149, 0150
 spirocycles, cyclization of enynes, 1093
 spirocyclic amides, 0695
 spirooxathianes, and tautomerism, 0104
 spiropentanes, by carbene addition, 1236
 sponge, proton, see proton sponge
 spontaneous reactions, and free energy, 0299
 squalene 2,3-oxide, and steroids, 1090
 squaric acid, 0057
 squaric acid, dianion and aromaticity, 0092
 squaric acid, pK_a , 0092
 σp relationships, and radical reactions, 0412
 $S_{RN}1$ mechanism, 0550, 0862
 $S_{RN}1$ reactions, see substitution
 stability, alkynyl carbocations, 0477
 and antiaromaticity, 0074
 carbanion, 0251
 conformational, see conformation
 diazonium salt, 0917
 keto-enol tautomerism, 0099
 norbornyl carbocations, 0463
 of arenium ions, 0663
 of carbanions, 0250, 0252
 of carbocations, 0243
 of phenonium ions, 0458
 of radicals, 0270, 0272, 0273
 of radicals, substituents effects, 0948
 open versus bridged carbocations, 1003
 π -complexes, 0663, 0664
 stabilization, of carbanions, 0256
 stabilomers, 1584
 starands, 0124
 state, transition, see transition state
 statistical effects, and acidity, 0384
 Staudinger reaction, 1822
 steady state, and kinetics, 0317
 Stephen reduction, 1815
 Stephens-Castro coupling, 0903–0906
 stereochemistry, and addition to cyclopropanes, 1026
 and bridged radicals, 0942
 and Criegee mechanism of ozonolysis, 1741
 and electrophilic addition, 1001
 and electrophilic substitution, 0755, 0756
 and epoxidation of cyclic alkenes, 1023
 and epoxide halogenation, 0583
 and lactone alkylation, 0627
 and mechanism, 0314
 and neighboring group mechanisms, 0447
 and solvolysis, 0460
 and substitution at vinyl carbon, 0475
 and the S_{E2} mechanism, 0754
 and the S_{Ei} mechanism, 0754
 at vinylic carbons in S_{E1} reactions, 0761
 in halogenation of alkenes, 1149
 in the Cope rearrangement, 1663
 in the Diels-Alder reaction, 1200, 1201
 in the Stevens rearrangement, 1623
 ion pairs and internal return, 0439
 of addition to alkenes, 1023, 1024
 of alkyl migrating groups in sigmatropic migrations, 1655
 of carbanions, solvent effects, 0759
 of carbocations, 0245
 of cyclopropyl ring opening in solvolysis, 0487
 of E1 reactions, 1502
 of E2 reactions, 1485, 1501, 1502
 of Eⁱ reactions, 1508
 of electrocyclic rearrangements, 1633
 of migrating group, in rearrangement, 1563, 1564, 1567
 of migrating group, in the Stevens rearrangement, 1623
 of S_{E2} reactions, 0757
 of S_{Ei} reactions, 0757
 of $S_{N}1$ reactions at vinylic carbon, 0476
 of $S_{N}2'$ reactions, 0471
 organocuprates with alkyl halides, 0601
 in [2 + 2]-cycloaddition, 1226
 stereocontrol, in radical reactions, 1127
 stereoelectronic control, tetrahedral mechanism, 1258
 stereoelectronic effects, and radicals, 0949
 stereogenic atoms, also see chiral

- stereogenic atoms, absolute configuration, 0154
 and diastereomers, 0164
 and Fischer projections, 0153
 and molar rotation, 0160
 and monocyclic compounds, 0186
 and optical activity, 0140
 and pyramidal inversion, 0142, 0143, 0144
 and specific rotation, 0160
 and symmetry, 0141
 and the S_N2 reaction, 0159
 Cahn-Ingold-Prelog system, 0155–0158
 chemical reactions, 0158
 creation of, 0153
 D/L nomenclature, 0155
 multiple centers, 0164
 NMR and absolute configuration, 0160
 phosphorus, 0191
 quadrivalent, 0141
 R/S nomenclature, 0155–0158
 trivalent, 0142
 stereogenic center, also see stereogenic atom
 stereogenic centers, α to a carbonyl, 0774
 and glyceraldehyde, 0154
 by reduction of prochiral ketones, 1799
 formed by Michael reaction, 1108
 stereoisomerism, 0136
 stereoisomers, meso compounds, 0187
 out-in, 0189
 radicals, 0272
 topological, and catenanes, 0133
 stereoselective synthesis, 0167, 0194, 0195
 stereoselective synthesis, see synthesis
 stereoselectivity, and 9-BBN, 1077
 in addition of bromine to alkenes, 1003
 in hydrogenation of alkynes, 1058
 in Michael reactions, 1108
 in nucleophilic substitution at sulfonyl sulfur, 1470
 in radical addition to alkenes, 1012
 in radical hydrogen abstraction, 0949
 in reduction with Selectride, 1794
 in the aldol reaction, 1345, 1346
 in the Stille coupling, 0793
 in the Wittig-Horner reaction, 1376
 in [2 + 2]-cycloaddition, 1227
 stereospecific synthesis, 0194, 0195
 stereospecificity, in the Diels-Alder reaction, 1206
 in the E2 reaction, 1479
 in the Heck reaction, 0895
 in the Wittig rearrangement, 1625
 steric acceleration, and the ene reaction, 1104
 steric crowding, and pentahelicene, 0149
 steric effects, and acidity, 0385
 and ambident nucleophiles, 0517
 and basicity, 0385
 and bond energy, 0029
 and borane addition to alkenes, 1077
 and catalytic hydrogenation, 1056
 and Lewis acids/bases, 0385
 and reactivity, 0397
 and resonance, 0048
 and the Taft equation, 0410, 0411
 base cleavage of ketones, 0843
 electrophilic aromatic substitution, 0679
 in radical addition reactions, 1020
 in [2 + 2]-cycloaddition, 1226
 steric hindrance, and carbene addition to alkenes, 1235
 steric hindrance, and conformations, 0202
 and enol content, 0100
 and esterification, 1416
 and high pressure, 0513
 and hydrolysis of esters, 1401
 and nucleophiles, 0493
 and propeller carbocations, 0246
 and reactivity of alkyl halides, 0398
 cis/trans isomers, 0186
 esterification of carboxylic acids, 0398
 in nitriles, and the Ritter reaction, 1459
 steric inhibition, of resonance, 0691
 steric interactions, and pyrolytic elimination, 1511
 steric strain, see strain
 steric strain, and stereoselectivity
 hydrogenation of alkynes, 1058
 steroids, and catalytic hydrogenation, 1056
 and conformational transmission, 0401
 and dammaradienol, 1090
 and Johnson polyene cyclization, 1090
 and rate of reaction, 0400
 and remote dehydrogenation, 1713, 1714
 and Robinson annulation, 1350
 and the Barton reaction, 1696
 and the Stork-Eschenmoser hypothesis, 1090
 biosynthesis, 1089
 radical halogenation, 0958
 Stetter reaction, 1136, 1321
 Stevens rearrangement, 0929, 1621–1623
 and Hofmann elimination, 1623
 and Sommelet-Hauser rearrangement, 0929, 1623
 and sulfur ylids, 1623
 radical versus ion pairs, 1622
 stereochemistry of the migration group, 1623
 suitable bases, 1621
 stibines, triaryl, metal catalyzed coupling with alkynes, 0906
 Stieglitz rearrangement, 1616
 with hydroxylamines, 1617
 stilbenes, photochemical conversion to phenanthrenes, 1645
 Stille coupling, 0606, 0792–0795
 and alkylboronic acids, 0794
 and allylic rearrangement, 0793
 and cine substitution, 0793
 and metal catalyzed carbonylation, 1141
 with enols, 0794
 Stille coupling, and microwaves, 0793

- STN*, 1877, 1902
 Stobbe condensation, 1356
 Stone-Wales rearrangement, 1646
 stoppers, in rotaxanes, 0134
 Stork enamine reaction, 0632, 0634–0636
 and hydrolysis of iminium ions, 1266
 Stork-Eschenmoser hypothesis, 1090
 Story synthesis, 1557
 strain energy, see energy
 strain energy, and fused ring aromatic compounds, 0052
 strain,
 and addition to alkenes, 0400
 and annelation, 0052
 and base cleavage of ketones, 0843
 and carbanion stability, 0254
 and carbocation formation, 0398
 and conformation, 0400
 and crowded alkenes, 0233
 and cubene, 0233
 and cyclobutadienes, 0076
 and dioxiranes, 0218
 and E2 reactions, 0400
 and electrophilic aromatic substitution, 0677
 and epoxides, 0218
 and formal steric enthalpy, 0232
 and fused ring aromatic compounds, 0052
 and geared molecules, 0231
 and hexahelicene, 0232
 and homocubene, 0233
 and leaving groups, 0496
 and MO calculations, 0218
 and molecular mechanics, 0214
 and nonbonded atoms, 0216
 and nonbonded interactions, 0216
 and PES, 0224
 and radicals, 0943
 and resonance, 0048
 and ring size, 0225
 and s character, 0218
 and S_N1 reactions, 0488
 and S_N1 reactions of alkyl halides, 0398
 and substituted aromatic compounds, 0230, 0231
 and tricyclododecadiene, 0233
 and unsaturated rings, 0226
 and X-ray diffraction, 0224

 B strain, and rate of ionization, 0398
 B strain, and S_N1 rate of reaction, 0481
 B strain, and solvolysis of alkyl halides, 0398
 carbene addition and ring expansion, 1240
 cyclopropane, 0217
 due to unavoidable crowding, 0230, 0231
 I strain, and acyl addition, 0400
 I strain, and cyclic ketones, 0400
 I strain, and hydrate formation, 1262
 I strain, and reactivity, 0399
 I strain, and solvolysis, 0399, 0487
 in ethylene oxide, 0217
 in hydrocarbons and other compounds, 0218–0229
 in small rings, 0217
 intramolecular crowding, 0232
 large angle, 0224
 Pitzer, 0223, 0224
 small ring compounds, table, 0221, 0222
 small-angle, 0216
 steric, 0216–0225
 transannular, 0223, 0224
 unavoidable, 0206
 strained compounds, [2 + 2]-cycloaddition, 1224
 strained molecules, and bond angle, 0026
 Strecker synthesis, 1391
 structural effects, and solvolysis, 0481
 structure, acid-base strength, 0380
 and reactivity, 0395
 Grignard reagents, 0260, 0261
 Lewis, see Lewis structures
 organometallic compounds, 0259
 substrate and S_NAr reactions, 0864
 strychnine, and resolution, 0173
 Stryker's reagent, and Robinson annulation, 1351
 sublimation, and resolution, 0176
 β -substituents, and substitution reactions, 0485
 substituent effects, and acidity, 0380

 and field effects, 0483
 and Hammett σ_p relationships, 0486
 and mechanism of the Diels-Alder reaction, 1207
 and radicals, 0948
 and resonance effects, 0483
 and S_N1 reactions, 0480, 0483
 and the tetrahedral mechanism, 0486
 β - and γ -substituents, 0485
 electron donating and electron withdrawing groups, 0485
 enolate anion formation, 0774
 of alkyl halides, in E2 reactions, 1504
 S_N1 on vinylic carbon, 0482
 S_N2 reactions, 0478
 substitution reactions, and entropy of activation, 0446
 and pressure, 0442
 and solvent effects, 0504
 β -substituent and γ -substituent effects, 0485
 in supercritical carbon dioxide, 0508
 IUPAC mechanism, 0496
 IUPAC nomenclature, 0419
 leaving group ability, table, 0501
 leaving group effects, 0496
 secondary isotope effects, 0488
 substitution, aliphatic, 0425
 substitution, and alkylation, 0425
 and allylic substrates, 0482
 and benzylic substrates, 0482
 and borderline mechanisms, 0442
 and carbenes, 0292
 and E1 reactions, 1487
 and solvolysis, 0425
 and the SET mechanism, 0481
 and the Snee formulation, 0441
 substitution, aromatic, and aromaticity, 0072
 and hyperconjugation, 0670
 and metallocenes, 0066
 and tropolones, 0065
 annulenes, 0081
 Baker-Nathan order, 0670
 destabilizing groups, 0669, 0673
 halogenation, 0698

- substitution, aromatic, and aromaticity, (*Continued*)
 meta directing, 0669, 0673
 of annulenes, 0084
 of azulene, 0068
 ortho-para directing, 0669, 0673
 stabilizing groups, 0668, 0673
- substitution, at acyl carbon, 0482
 at vinylic carbon, 0475
 bimolecular, see S_N2
 cine, and Stille coupling, 0793
- substitution, electrophilic, 0297, 0298
- substitution, electrophilic aromatic**, activation
 hardness, 0679
 alternant hydrocarbons, 0676
 amination, see amination
 and arenium ions, 0658, 0659
 and bond length, 0677
 and diazonium ions, 0691
 and EPR, 0677
 and ferrocene, 0674
 and hydrogen exchange, 0684
 and ionic liquids, 0688
 and neighboring groups, 0457
 and nitronium ion leaving groups, 0683
 and π -complexes, 0662
 and phenonium ions, 0459
 and radicals, 0682
 and SET mechanism, 0682
 and strain, 0677
 and sulfones, 0697
 and sulfoxides, 0697
 and the Hammett equation, 0679
 and the Mills -Nixon effect, 0677
 and the Schiemann reaction, 0705
 benzoylation, 0680
 bromination, 0680
 Brown σ^* values, 0679
 chlorination, 0680
 encounter complex, 0682
 Friedel-Crafts alkylation, 0705
 halogenation, metal catalyzed, 0699
 Hammett σ values, 0679
 in fused rings, 0674
 ipso attack, 0671, 0679
 ipso position, 0672
- isomer distributions, 0678
 isopropylation, 0680
 leaving groups and leaving group ability, 0683
 mercuration, 0680
 nitration, 0680, 0690
 nitration, also see nitration
 of azo compounds, 0691
 of heterocycles, 0675
 of naphthalenes, 0676
 orientation, 0665
 ortho effect, 0674
 ortho-para ratio, 0670, 0673
 partial rate factor, 0677
 rate, 0671, 0677
 reactivity of substrates, 0679
 relative rate ratios, 0682
 selectivity relationship, 0680
 steric effects, 0679
 sulfonation, see sulfonation
 with nitronium ions, 0672
 with sulfur electrophiles, 0695
- substitution, electrophilic, unimolecular, see substitution, S_E1
- substitution, electrophilic, addition-elimination mechanism, 0763
 and allylic carbanions, 0762
 and bridgehead carbons, 0755
 and double bond shifts, 0761
 and organometallics, 0756
 and solvent polarity, 0757
 and stereochemistry, 0755, 0756
 cyclic mechanisms, 0763
 electron donor-acceptor complexes, 0757
 rate, and salt effects, 0757
 solvent effects, 0765
 substrate effects, 0763
- substitution, first order reactions, 0433
- substitution, free radical, 0298
- substitution, nucleophilic
- substitution, nucleophilic aromatic**, and leaving groups, 0868
 and Meisenheimer salts, 0854
 and S_N1 reactions, 0857
 and S_NAr reactions, 0854-0857
 and $S_{ON}2$ reactions, 0872
 and stereochemistry, 0352
 and the Chapman rearrangement, 1698
 benzyne mechanism, 0859-062
- cine substitution, 0860
 mechanism, 0853
 nucleophiles, 0869
 one-stage versus two-stage, 0863
 other mechanisms, 0863
 photochemical, 0863
 substrate structure, 0864
 with arynes, and substrate structure, 0867
- substitution, nucleophilic internal, see substitution, S_{Ni}
- substitution, nucleophilic**, and alkynyl carbon, 0481
 and aryl substrates, 0481
 and leaving groups, 0482
 and phase transfer catalysis, 0511
 and vinylic carbon, 0473, 0481
 at sulfonyl sulfur, 1470
 at vinyl carbon, and the element effect, 0475
 with allylic substitution, 0469
- substitution, radical, mechanism, 0938, 0939
- substitution, reactions, and HSAB, 0516
- substitution, S_E1** , 0665
 and organometallics, 0765
 and pyramidal carbanions, 0758
 and resonance, 0759
 and vinylic carbons, 0761
 first order kinetics, 0758
 leaving group effects, 0764
 mechanism, 0758
 solvent effects, 0765
 substrate effects, 0763
- substitution, S_E2'** , 0754, 0762
- substitution, S_E2** , and stereochemistry, 0754, 0757
 mechanism, 0753
 solvent effects, 0765
 substrate effects, 0763
- substitution, S_Ei'** , 0762
 and stereochemistry, 0754, 0757
 mechanism, 0753, 0754
 solvent effects, 0765
- substitution, S_N'** , 0471
- substitution, S_{Ni}** , and retention of configuration, 0468
 halogenation of alcohols, 0580
 IUPAC nomenclature, 0468
 mechanism, 0468

- substitution, S_{Ni}'** , 0472
 and ion pairs, 0472
- substitution, S_{N1}** , and alcohol
 dehydration, 0534
 and alkyl halides in sulfur
 dioxide, 0434
 and allylic substrates, 0483
 and ambident substrates,
 0518
 and aryldiazonium salts,
 0857
 and arylodonium salts, 0857
 and bicyclic compounds, 0435
 and bridgehead carbons,
 0435
 and carbocations, 0432, 0435
 and conjugating substituents,
 0436
 and contact ion pairs, 0437
 and cubyl compounds, 0436
 and diazonium salts, 0499
 and electrophilic addition,
 1000
 and electrophilicity, 0432
 and equilibria, 0437
 and I strain, 0399
 and internal return, 0437
 and intimate ion pairs, 0437
 and ion pairs, 0438
 and ionic strength, 0434
 and ionization, 0432
 and leaving groups, 0432
 and limiting S_{N1} , 0433
 and lithium perchlorate, 0504
 and mixed S_{N2} , 0440, 0441
 and MO calculations, 0487
 and norbornyl compounds,
 0436
 and nucleophiles, 0490
 and partial retention, 0440,
 0441
 and pseudo first-order, 0434
 and racemization, 0437
 and rate of reaction, 0433,
 0480
 and rearrangement, 1564
 and salt effects, 0504
 and S_{N2} reactions, 0434
 and solvent polarity, 0501
 and solvents, 0433
 and special salt effects,
 0439
 and stereochemistry, 0439
 and strain, 0488
 and substituent effects, 0480,
 0483, 0485
 and the Baker-Nathan order,
 0486
 and the ion pair mechanism,
 0441
- and tight ion pairs, 0437
 aromatic compounds, and
 isotope labeling, 0859
 at vinylic carbon, 0482
 at vinylic carbon, groups,
 0476
 at vinylic carbon, substituent
 effects, 0482
 carboxylate salt alkylation,
 0540
 formation of nitrite esters,
 0571
 halogenation of alcohols,
 0580
 kinetics and leaving groups,
 0433
 mechanism, 0432
 mechanism with alkyl
 halides, 0398
 mechanism, and ion pairs,
 0436
 nucleophilic aromatic, 0857
 primary halides and metal
 ions, 0505
 rate of reaction, and B strain,
 0481
 reactivity of groups, 0488
 stereochemistry at vinylic
 carbon, 0476
 transition states, 0502
 trichloroamine with alkenes,
 0567
 with allylic rearrangement,
 0469
- substitution, S_{N1}'** , 0469
 and ion pairs, 0470
 IUPAC nomenclature, 0469
 substitution, S_{N2} (intermediate),
 0442
- substitution, S_{N2}** , *ab initio*
 study, 0430
 and alcohol dehydration,
 0534
 and alkylation of carboxylate
 salts, 0539
 and anchimeric assistance,
 0446
 and aziridine formation,
 0560
 and backside attack, 0426
 and Brønsted plots, 0431
 and chlorination of malic
 acid, 0427
 and crossover experiments,
 0430
 and formation of alkyl
 halides, 0574
 and free energy, 0431
 and Friedel-Crafts alkylation,
 0712
- and high pressure mass
 spectrometry, 0429
 and hybridization, 0426
 and inversion, 0428
 and ion-dipole complexes,
 0430
 and isotope effects, 0326
 and Marcus theory, 0310
 and mixed S_{N1} , 0440, 0441
 and neighboring groups,
 0446
 and nucleophiles, 0490
 and propellanes, 0487
 and racemization, 0429
 and rate of reaction, 0427,
 0478, 0479, 0483
 and retention, 0428
 and solvent effects, 0430
 and substituent effects, 0478
 and the Baker-Nathan order,
 0486
 and the Darzens reaction,
 1364
 and the Finkelstein reaction,
 0574
 and the Hammond postulate,
 0308
 and the ion pair mechanism,
 0441
 and the Mentshutkin
 reaction, 0430
 and transition state geometry,
 0483
 and Walden inversion, 0427
 at bridgehead carbons, 0429,
 0487
 at stereogenic atoms, 0159
 gas phase, 0429
 halogenation of alcohols,
 0580
 intramolecular, 0430
 mechanism, 0426
 microsolvation of transition
 state, 0503
 nucleophilicity order, 0493
 protic versus aprotic solvents,
 0503
 pseudo first-order kinetics,
 0427
 rate of reaction, 0479
 reactivity of groups, 0488
 S_{N2} versus S_{N2}' , 0471
 solvation rule, 0503
 solvent effects, 0503
 solvolysis of benzylic
 halides, 0486
 synthetic reactions, 0489
 tight transition state, 0485
 transition state, 0430, 0479,
 0502

- substitution, S_N2** , *ab initio* study, (*Continued*)
 transition state, and neopentyls systems, 0755
 Williamson reaction, 0529
 with active methylene compounds, 0626
 with ambident substrates, 0518
 with bicyclic compounds, 0487
 with carboxylic esters, 0501
 with epoxides with organometallics, 0618
 with neopentyl systems, 0479, 0755
 with sulfonyl halides, 0546
- substitution, S_N2'** , 0470
 and concerted reactions, 0471
 and cyclopropylcarbinyl halides, 0473
 and organocuprates, 0473
 formation of cyclic amines, 0557
 S_N2 versus S_N2' , 0471
 stereochemistry, 0471
 with organocuprates, 0620
 with vinyl epoxides, 0620
- substitution, S_NAr** , activating ability of attached groups, 0865–0866
 and ion-radical pairs, 0857
 and Meisenheimer salts, 0855
 and π -complexes, 0857
 and solvent effects, 0856
 dimer mechanism, 0857
 effect of substrate structure, 0864
 Hammett relationships, 0867
 mechanism, 0854–0857
 partitioning effects, 0856
 rate of reactions, 0865
- substitution, $S_{RN}1$** , and aryl halides, 0862
 and arylation of enolate anions, 0908
 and nucleophilicity, 0869
 and potassium metal, 0863
 and radical anions, 0863
 and sonochemistry, 0352
 and ultrasound, 0863
 and vinylic halides, 0478
 mechanism, 0862
 mechanism, and radicals, 0862, 0863
 solvent effects, 0863
- substitution, versus elimination, 1503–1506
 substitution, vicarious, and amination of heterocycles, 0916
- nucleophilic substitution of hydrogen, 0915
 substrate, and electrophilic substitution, 0763
 substrates, ambident, allylic compounds, 0518
 and cyclic sulfates, 0518
 and S_N1 reactions, 0518
 aziridines, 0518
 definition, 0517
 epoxides, 0518
 S_N2 reactions, 0518
 thiiranes, 0518
 substrates, definition, 0296
 substrates, for Mukaiyama aldol, 1352
 succinates, and the Stobbe condensation, 1356
 succinimide, from NBS, 0962
 succinimidyl radical, 0963
 sugars, aldehyde form, 0104
 and tautomerism, 0104
 sulfamate esters, and amination, 0789
 sulfates, alkyl, and formation of aldehydes, 1034
 formation of ethers, 0532
 with alkoxides, 0532
 with halides ions, 0576
 sulfates, cyclic, and ambident sulfates, 0518
 from diols, 0518
 sulfenates, formation of, 0791
 sulfene intermediates, 1471
 sulfenes, by base induced elimination of sulfonyl halides, 1532
 from sulfonyl halides and amines, 1471
 sulfenic acids, and Smiles rearrangement, 0932
 sulfenylation, 0791, 0792
 sulfhydryde, sodium, with alkyl halides, 0548
 sulfide, dimethyl, and alkyl halides, 0520
 and borane, 0816
 sulfides, see thioethers
 sulfilmines, vinyl in Diels-Alder reactions, 1218
 sulfimides, diaryl, and formation of aziridines, 1183
 sulfinate esters, also see esters
 sulfinate esters, and deoxygenation of diols, 1535
 from alcohols, 0554
 from sulfinyl chlorides, 0554
 sulfinic esters, alkylation, 0640
- sulfinyl halides, see halides
 sulfite, sodium, reduction of diazonium salts, mechanism, 1823
 sulfolene, heating, and the Diels-Alder reaction, 1204, 1205
 sulfonamides, alkylation of, 0570
 and the Hinsberg test, 1474
 arylation of, 0569
 by reduction of sulfonyl azides, 1822, 1823
 dealkylation, 1852
 from sulfonyl halides and ammonia or amines, 1474, 1475
 hydrolysis, 1472
 metal catalyzed arylation, 0569
 reduction to amines, 1844
 with alcohols, 1473
 with alkenes, 1051
 with alkyl halides, 0570
 sulfonate esters, and Mitsunobu reaction, 0546
 and solvolysis, 0443
 and Sonogashira coupling, 0905
 aryl, metal catalyzed coupling to aryl triflates, 0902
 aryl, with trifluoroborates, 0890
 as leaving groups, 0497, 0498
 coupling with Grignard reagents, 0590
 cyanation, 0886
 decomposition to alkenes, 1521
 from alcohol, and reduction, 1830
 from alcohols, 0545
 from alkyl halides, 0546
 from ethers, 0546
 from sulfonamides and alcohols, 1473
 from sulfonic acids, 0546
 from sulfonyl halides, 0546, 1473
 mechanism of formation, 0546
 migration, 1604
 of phenols, and reduction, 1831
 organometallic coupling, metal catalyzed, 0606
 rate of ionization, 0504
 reagents for preparation, 0546

- reduction to methyl compounds, reagents for, 1832
 solvolysis, 0467
 vinyl, and Stille coupling, 0792
 vinyl, formation of dienes, 0792
 with amide bases, 0568
 with halide ions, 0575, 0576
 with organocuprates, 0601
 with organometallics, 0818
 sulfonates, cyclic, from allylic sulfonate salts, 1043
 sulfonates, from aryl sulfones, 0931
 from Smiles rearrangement, 0931
 metal with organometallics, 0612
 vinyl with organometallics, 0825
 vinyl, by sulfonic acid addition to alkynes, 1043
 sulfonation, and sulfur trioxide, 0696
 and sulfuric acid, 0695
 aromatic compounds, 0695
 of aromatic compounds, mechanism, 0696
 of ketones, 0791
 sulfones, alkylation, 0640
 allylic vinyl, thio-Claisen rearrangement, 1672
 and lack of chirality, 0142
 and resonance, 0053
 and ylids, 0053
 antarafacial elimination of sulfur dioxide, 1537
 aryl, and ionic liquids, 0697
 aryl, and the Smiles rearrangement, 0931
 aryl, by Friedel-Crafts acylation, 0697
 aryl, from aromatic compounds, 0697
 aryl, from sulfonyl halides, 0697
 by oxidation of sulfoxides or thioethers, 1780
 coupling with organolithium reagents, 0613
 cyclic, cheletropic reactions, 1537
 desulfurization, reagents, 1848, 1849
 extrusion of sulfur dioxide, 1556
 from alkyl halides, 0554
 from aryl halides, 0875
 from Grignard reagents and sulfonyl halides, 1475
 from organometallics and sulfonyl halides, 1475
 from sulfonic acid salts, 0554
 from sulfonyl chlorides and alkynes, 1156
 from sulfonyl halides, 0554
 from sulfonyl halides, and boronic acids, 1476
 halo, base induced elimination to dienes, 1537
 pyrolysis to alkenes, 1528
 reduction, 0624
 reduction to thioethers, 1851
 substitution via elimination-addition, 0478
 suprafacial elimination of sulfur dioxide, 1537
 vinyl, 1008
 with Grignard reagents, 0888
 with malonate esters, 0907
 sulfonic acid esters, see sulfonate esters
 sulfonic acid salts, alkylation, 0554
 with aryl halides, 0875
 sulfonic acids, addition to alkenes, 1043
 addition to alkynes, 1043
 alkyl, with thionyl chloride to give an acyl chloride, 0996
 aryl, alkali fusion, 0871
 aryl, and sulfuric acid, 0747
 aryl, and the Jacobsen reaction, 0747
 aryl, metal catalyzed reaction with arylboronic acids, 0881
 aryl, thermolysis, 0748
 aryl, with polyphosphoric acid, 0698
 aryl, with Raney nickel, 0749
 by hydrolysis of sulfonic acid derivatives, 0522, 1472
 by oxidation of hydrocarbons, 1757
 by oxidation of methylene compounds, 1757
 by oxidation of thiols, 1780
 by reduction of sulfonyl halides, 1475
 desulfonation, 0748
 with ethers, 0546
 with halogenating agents, 1474
 sulfonium salts, and Hofmann's rule, 1498
 sulfonium salts, from thioethers, 0552
 sulfonyl azides, with active methylene compounds, 0787
 sulfonyl esters, hydrolysis, 1472
 sulfonyl fluoride, 0698
 sulfonyl groups, as leaving groups, 1472
 stabilization of carbanions, 0254
 sulfonyl oxaziridines, α -hydroxylation of enolate anions, 1754
 sulfonyl sulfur, nucleophilic substitution, 1470
 order of nucleophilicity, 1472
 sulfonyl-amino-alkenes, with NBS, 1155
 sulfonylhydrazides, acyl, and McFadden-Stevens reduction, 1811
 base cleavage to aldehydes, 1811
 sulfonyloxaziridines, and oxidation of thioethers, 1782
 sulfoxides, allylic, and 1,4-elimination, 1529
 allylic, and [2,3]-Wittig rearrangement, 1678
 and atropisomers, 0147
 and conformation, 0212
 and NCS, 0782
 and radical elimination, 1530
 and resonance, 0053
 and ylids, 0053
 aryl, from aromatic compounds, 0697
 by oxidation of thioethers, 1780, 1782
 catalytic hydrogenation, 0991
 conjugated with organocuprates, 1113
 desulfurization, reagents, 1848, 1849
 from organometallics, 0818
 from sulfonic acid esters, 0818
 halogenation, and reagents for, 0782
 oxidation with hydroperoxide, mechanism, 1783
 pyrolysis to alkenes, 1528
 rearrangement to acetoxy sulfides, 1866

- sulfoxides, allylic, (*Continued*)
 reduction to thioethers,
 reagents, 1851
 reduction, and isotope
 labeling, 1851
 resolution of, 1781, 1782
 thermal elimination,
 mechanism, 1529
 treatment with anhydrides,
 1866
 with aromatic compounds,
 0731
 with aryl halides, 0890
 with DAST, 0782
 with NBS, 0782
 sulfonium compounds,
 pyrolysis to alkenes,
 1528
 sulfur compounds, and optical
 activity, 0144, 0145
 sulfur dichloride, and
 chlorosulfenation, 0974
 sulfur dioxide, and superacids,
 0236
 and the Reed reaction, 0974
 as a guest, 0127
 as solvent, 0434
 with alkenes and halogen,
 0973
 with organometallics, 0819
 sulfur electrophiles, 0695
 sulfur groups, and radical
 cyclization, 1127
 sulfur hexafluoride, and
 electronic structure, 0015
 sulfur monochloride, with
 alkynes, 1179
 sulfur nucleophiles, 0548
 sulfur tetrafluoride, with
 aldehydes or ketones,
 1299
 sulfur trioxide, and DMSO, for
 oxidation of alcohols,
 1721
 and sulfonation, 0696
 as an electrophile, 0697
 sulfonation of carbonyl
 compounds, 0792
 sulfonation of ketones, 0791
 with aromatic compounds,
 0696
 with trihalides to give acyl
 halides, 0521
 sulfur ylids, see ylids
 sulfur, and aromatization, 1710
 and carbanions stabilization,
 0258
 and carbonylation of amines,
 0851
 and hydrogen bonds, 0112
 poison in catalytic
 hydrogenation, 1055
 stabilization of carbanions,
 0254
 stabilization of organolithium
 reagents, 0263
 sulfonyl, see sulfonyl sulfur
 with diazo compounds, 1385
 with organometallics, 0818
 sulfuric acid, and arylsulfonic
 acids, 0747
 and nitration of aromatic
 compounds, 0688
 and sulfonation, 0695
 and the Jacobsen reaction,
 0747
 and ylids, 0053
 aromatic compounds, 0695
 catalyst for the Schmidt
 reaction, 1611
 cleavage of ethers, 0523
 fuming, with aromatic
 compounds, 0695
 sulfuration, organolithium
 reagents, 0818
 sulfuryl chloride, halogenation
 of aromatic compounds,
 0700
 radical halogenation, 0956
 with Grignard reagents, 0818
 sultams, extrusion of sulfur
 dioxide, 1556
 sultones, from alkenes and
 sulfonate halides, 1043
 superacids, also see acids
 superacids, 0358
 and alkenes, 0802, 0803
 and benzenonium ions, 0661
 and carbocation structure,
 1645
 and carbocations, 0466
 and diazonium salts, 0499
 and halogenation of aromatic
 compounds, 0701
 and hydration of alkynes,
 1035
 and hydrogen exchange,
 0766
 and ionization, 0436
 and isomerization of
 biphenyls, 0748
 and nonclassical
 carbocations, 1583
 and the Gatterman reaction,
 0725
 cleavage of alkenes, 0844
 coupling of alkenes, 0802,
 0803
 formation of carbocations,
 0766
 superaromatic, 0087
 superbases, 0365
 and transesterification, 1420
 supercritical alcohol, reduction
 of ketones, 1837
 supercritical ammonia, see
 ammonia
 supercritical carbon dioxide, see
 carbon dioxide
 supercritical ethane, see ethane
 supercritical water, see water
 superelectrophilicity, 0432
 superimposability, and chirality,
 0137, 0141
 and optical activity, 0136
 superoxide, potassium, with
 alkyl halides, 0544
 supersonic molecular jet
 spectroscopy, and
 conformations, 0196
 supplements, of Beilstein, 1882
 suprafacial migration, in
 sigmatropic
 rearrangement, 1648, 1649
 suprafacial overlap, 1213
 supramolecular forms, 0135
 surface sites, heterogeneous
 catalysts, 1060
 surfactants, cleavage of ethers,
 0580
 surrogates, amino acid, 0632
 Survey of Organic Synthesis,
 1898
 Suzuki coupling, see
 Suzuki-Miyaura
 Suzuki-Miyaura coupling, 0354,
 0815, 0889, 0899–0903
 and arylation of silanes, 0911
 and diazonium salts, 0916
 with aryl diazonium salts,
 0923
 Swain-Lupton σ values, 0409
 Swain-Scott equation, 0493
 and Marcus theory, 0493
 Swern oxidation, and
 dehydration of amides to
 nitriles, 1549
 and sulfur substituents, 1722
 of alcohols, 1721
 temperature dependence,
 1721
 switches, molecular, 0132
 syndones, and aromaticity, 0092
 symmetry, and aromaticity,
 0072
 and atropisomers, 0146
 and chiral compounds, and
 enantiomers, 0138
 and circularly polarized light,
 0163

- and dipole moment, 0019
and electronegativity, 0016
and monocyclic compounds, 0187
and orbitals, 0005
and stereogenic atoms, 0141
axis, and chirality, 0140
of orbitals in dienes, 1636
orbital, see orbital symmetry
perpendicular disymmetric planes, 0145
plane, and chirality, 0140
symmetry-forbidden transitions, 0331
symproportionation, addition of alkanes to alkenes, 1084
syn addition, 1001
 bromine to alkenes, 1004
 of carbenes, 1238
syn elimination, also see elimination, E¹
syn nomenclature, 0166
syn stereochemistry, in catalytic hydrogenation, 1058
syn-anti dichotomy, and E2 reactions, 1484
syn-elimination, see elimination
synclinal conformation, 0199
synthesis, and alkene
 metathesis, 1686
 and carbene insertion, 0804
 and carbenes, 0289
 and crown ethers, 0121
 and dediazonation, 1848
 and diastereoselectivity, 0168
 and microwave chemistry, 0354
 and reduction of
 aryldiazonium salts, 1848
 and resolution, 0167
 and Robinson annulation, 1350
 and sulfonate ester leaving groups, 0498
 and the Diels-Alder reaction, 1203
 and the tetrahedral mechanism, 1260
 and the Wittig reaction, 1378
 azapagodanes, 0222
 Brook rearrangement, 1701
 catenanes, 0132
 double-asymmetric, 1080, 1348
 enantioselective, with hydroboration, 1080
 in supercritical carbon dioxide, 0415
 Merrifield, 1433
 of pyrophosphate, 0125
 rotaxanes, 0132
 synthesis, asymmetric, 0160, 0161, 0167–0172
 and active catalysts, 0171
 and active reagents, 0170
 and active solvents, 0171
 and active substrates, 0168
 and aldol condensation, 0162
 and chiral auxiliaries, 0169
 and Cram's rule, 0168
 and Felkin-Ahn model, 0169
 and self-immolative reagents, 0171
 and the chiral pool, 0167
 and the Cornforth model, 0169
 and UV analysis, 0169
 asymmetric induction, 0171
 chiral from achiral compounds, 0169
 double asymmetric synthesis, 0171
 enantioselective reactions, 0171
 reduction of carbonyls, 0170
 stereoisomeric catenanes, 0134
 with circularly polarized light, 0172
 synthesis, stereoselective, 0167, 0194, 0195
 and active catalysts, 0171
 and active reagents, 0170
 and active solvents, 0171
 and active substrates, 0168
 and aldol condensation, 0172
 and chiral auxiliaries, 0169
 and chiral circularly polarized light, 0172
 and Cornforth model, 0169
 and Cram's rule, 0168
 and Felkin-Ahn model, 0169
 and self-immolative reagents, 0171
 and UV analysis, 0169
 asymmetric induction, 0171
 double asymmetric synthesis, 0171
 enantioselective reactions, 0171
 reduction of carbonyls, 0170
 synthesis, stereospecific, 0194, 0195
 synthetic targets, and the Diels-Alder reaction, 1203
synthon, definition, 0638
4n systems, and electrocyclic rearrangements, 1643
4n systems, conrotatory versus disrotatory, 1643
4n + 2 systems, and electrocyclic rearrangements, 1643
4n + 2 systems, conrotatory versus disrotatory, 1643
tables, electronegativity, 0017, 0018
tables, of physical data, 1885–1889
Taft equation, 0410, 0411
Tamao-Fleming oxidation, 0539
tandem metathesis, 1685
tandem vicinal
 difunctionalization, and organocuprates, 1113
tartaric acid, and enantiomers, 0138
 diastereomers, 0164
 mechanism resolution, 0176
tartrate, diethyl, and Sharpless asymmetric epoxidation, 1177
tautomerism, 0098
 aci form of nitro compounds, 0104
 and bromination of acetone, 0323
 and carboxylic acids, 0105
 and enamines, 0104
 and hydroxypyridine, 0103
 and imines, 0104
 and nitrosomethane, 0103
 and oximes, 0103
 and pyridones, 0103
 and quinazolines, 0105
 and spirooxathianes, 0104
 and sugars, 0104
 and the Bucherer reaction, 0882
 and the Michael reaction, 0105
 enamine-imine, 1048
 enol-keto, 1008
 imine-enamine, 0104
tautomerism, keto-enol, 0098, 0772, 1008
amides, 0100
and bond energy, 0100
and conjugation, 0100
and enol content, 0100
and fluorine, 0101
and NMR, 0101
and solvent effects, 0102
and steric hindrance, 0100
fusion type enols, 0100
mechanism, 0098, 0773
proton transfer, 0773
solvent effects, 0773
steric stabilization, 0773

- tautomerism, nitro compounds, 0104
 nitroso-oxime, 0103
 of enols, 0770
 phenol-keto, 0102
 proton-shift, 0102, 0105
 ring-chain, 0104
 valence, 0105
 valence, and Cope rearrangement, 1665
 valence, cycloheptatrienes-norcaradiene, 1667
 valence, oxepin-benzene oxide, 1666
 valence, tri-*tert*-butylcyclobutene, 1667
- tautomerization,
 allene-alcohols, 0472
 amide-enol, 1458
 and rate determining state, 0323
- tautomers, and Cope rearrangements, 1666
- Tebbe's reagent, 1380–1382
- Techniques of Chemistry*, 1894
- Teflon, and microwave chemistry, 0353
- tellurides, from alkyl halides, 0552
- tellurium ylids, 1370
- tellurium, with Grignard reagents, 0818
- telomers, 1011
- temperature dependence,
 reversal of Friedel-Crafts alkylation, 0743
- temperature effects, and amination of alkenes, 1046
- temperature, and enantiomers, 0139
 and enthalpy or entropy, 0300, 0301
 and hyperconjugation, 0326
 and isotope effects, 0326
 and mechanism, and rate, 0322
 and specific rotation, 0139
 influence of elimination, 1506
- TEMPO (2, 2, 6, 6-tetramethylpiperidine-1-oxyl free radical)
 and co-reagents used for oxidation of alcohols, 1722
 and conversion of aldehydes to nitriles, 1288
 and metal catalyzed oxidation of alcohols, 1722
 and radical cyclization, 1129
 metals utilized for oxidation of alcohols, 1722
 oxidation of alcohols in ionic liquids, 1723
 stable radical, 0274
- termolecular addition,
 mechanism, 1002
- terpenes, and Robinson annulation, 1350
- terpenes, reduction of nitriles to methyl, 1824
- tert*-butyllithium solvents
 and aggregation state, 0260
- tervalent stereogenic atoms, 0142
- tethered cyclotrimerization of triynes, 1245
- tethered Diels-Alder reactions, 1204
- tethered reagents, to polymers, 0900
- tethers, in the Diels-Alder reaction, 1204
- tetracarbonylferrate, sodium, see sodium
- 2,3,5,6-tetrachloro-1,4-benzoquinone, see choranil
- tetraenes, and homoconjugation, 0045
- tetrafluoroborate salts,
 thermolysis, 0819
- tetrahedral intermediate, and base cleavage of ketones, 0841
 and I strain, 0399
 and reactivity, 0397
- tetrahedral mechanism, also see mechanism
- tetrahedral mechanism, 1254
 and conformation, 1258
 and isotope labeling, 1256
 and leaving groups, 1259
 evidence for, 1255–1259
 hydrogen in catalysts, 1255
 hydrolysis of carboxylic esters, 1402–1406
 in acid solution, 1255
 isolation of intermediates, 1257
 reactivity of carbonyl substrates, 1260
 spectral detection of intermediates, 1257
 stereoelectronic control, 1258
 synthesis transformations, 1260
- tetrahedranes, and strain, 0220, 0221
- tetrahydrofuran, see THF
- tetrahydrofurans, from allenes and alcohols, 1038
 from halogenation of homoallylic alcohols, 1154
 from oxetanes, 0805
- tetrahydroisoquinolines,
 preparation, 0716
- tetramerization, of alkynes, 1243
- tetramethylethylenediamine,
 and the Glaser reaction, 0979
- tetramethylpiperidine-1-oxyl
 free radical, see TEMPO
- tetrapropyl perruthenate, see TPAP
- textbooks, of Organic Chemistry, 1895, 1896
- thallation, mechanism, 0914
- thallium acetate, and dihydroxylation of alkenes, 1168
- thallium carboxylates, and dihydroxylation of alkenes, 1165
- thallium, aryl, see arylthallium
- theory, Marcus, 0309, 0310
- thermal cycloreversion,
 cyclobutenes, 1228
- thermal extrusion of nitrogen, 1553
- thermal Michael reaction, 1109
- thermal reactions, of alkenes, 1220
- thermal stability, quaternary ammonium salts, 0510
- thermal [2 + 2]-cycloaddition, 1224
- thermochemistry, and frontier orbitals method, 1208
- cyclotrimerization of alkynes, 1243
- thermodynamic acidity, see acidity
- thermodynamic and kinetic control, arenium ions, 0666
- thermodynamic control, and ambident nucleophiles, 0516
 and sulfur ylids, 1384
- thermodynamic stability, and rearrangement of alkenes, 0767

- and rearrangement of alkenes, 0769
 - of alkenes, 0771
 - thermodynamically controlled reactions, 0307, 0308
 - thermolysis of organoboranes, 1604
 - of alkenes and nitric acid, 0785
 - of alkoxides, 0840
 - of cyclobutenes, 1632
 - of esters to give alkenes, 1519
 - of metal alkoxides, 1515
 - of tetrafluoroborate salts, 0819
 - of trienes, 1632
 - thexylborane, 1076
 - THF, and Grignard reagents, 0262
 - by catalytic hydrogenation of furan, 1066
 - complex with borane, with alkenes, 1076
 - conformation, 0212
 - thiacrown ethers, see ethers, thiacycrown
 - thiazoles, aldehyde synthesis, 0643
 - thiazolines, aldehyde synthesis, 0643
 - thiiranes, ambident substrates, 0518
 - and leaving groups, 0497
 - and microwaves, 0532
 - elimination to alkenes, 1519
 - from alkenes or alkynes, 1179
 - from chloroketones, 0532
 - from diazo compounds and sulfur, 1385
 - from epoxides, 0552, 1385
 - from halo-thioethers, 1157
 - from thioketones, 1385
 - halogenation of, 0584
 - in ionic liquids, 0552
 - reduction to alkenes, 1791
 - trans-thiuration, 1179
 - with amines, 0565
 - thiiranium ions, 1004
 - thio-Claisen rearrangement, 1672
 - thio-Wittig, see Wittig
 - thioacetals, see dithioacetals
 - thioaldehydes, stability, 1277
 - thioalkyl ketones, from enolate anions, 0790
 - thioalkylation, of aromatic compounds, 0731
 - thioamides, and conformation, 0202
 - atropisomerism, 0184
 - by hydrolysis of nitriles, 1269
 - catalytic hydrogenation, 0991
 - conversion to amides, 1280
 - from chlorothioformates and amines, 1474
 - from isothiocyanates, 0730
 - from thioaldehydes and amines, 0974, 0975
 - torsional barrier, 0202
 - transamidation, 1426
 - thioanisole, with butyllithium, 0639
 - thiocarbamates, by hydrolysis of thiocyanates, 1269
 - thiocarbonates, Barton-McCombie reaction, 1833
 - thiocarbonates, reduction to hydrocarbons, 1833
 - thiocarbonyl compounds, and bonding, 0011
 - from Lawesson's reagent, 1278
 - reagents for preparation, 1278
 - thiocarboxylic acids, from thiols and triflic acids, 1419
 - thiocyanate ion, and S-alkylation, 0573
 - with alkyl halides, 0554
 - thiocyanates, alkenes with isothiocyanates, 1157
 - thiocyanates, and Hoesch reaction, 0732
 - and ultrasound, 0555
 - aryl, from aryl diazonium salts, 0920
 - by Katritzky pyrylium-pyridinium method, 0554
 - from alkyl halides, 0554
 - from amines, 0554
 - from thiocyanate ion, 0554
 - hydrolysis, 1269
- thioesters, by hydration of alkynes, 1036
 - conjugate addition, 1132
 - from acyl halides and thiols, 1412
 - from alkyl halides, 0655
 - from carboxylic acids, and thiols, 1418
 - from thiocyanates, 0732
 - reductive desulfurization, 1849
 - transesterification, 1420
 - thioether-esters, 1179
 - thioethers, alkylation, 0639
 - allyl by [2,3]-Wittig rearrangement, 1676
 - allyl, from allylic sulfur ylids, 1676
 - allylic vinyl, and thio-Claisen rearrangement, 1672
 - and DBU, 0550
 - and phase transfer, 0549
 - and the Zinin reduction, 1816
 - and Williamson reaction, 0549
 - as poisons in catalytic hydrogenation, 1055
 - by reduction of sulfones, 1851
 - by Stevens rearrangement of sulfur ylids, 1623
 - cleavage, 0992
 - cyclic, from alkyl halides, 0551
 - desulfurization, reagents, 1848, 1849
 - from addition of thiols to alkenes, 1043
 - from alcohols, 0550
 - from alkyl halides, 0548, 0549
 - from aromatic compounds, 0731
 - from aryldiazonium salts, 0920
 - from carbonates, 0551
 - from disulfides, 0818
 - from organometallics, 0818
 - from thiols, 0548, 0549
 - from thiophenols, 0874
 - from thioureas, 0550
 - halo, and the Ramberg-Bäcklund reaction, 1538
 - hydration of, 1036
 - lithio, and Peterson alkenylation, 1365
 - oxidation to sulfones or sulfoxides, 1780–1782
 - oxidation to sulfoxides, enantioselectivity, 1782
 - reagents for oxidation, 1781
 - reduction of sulfoxides, reagents, 1851
 - sodium sulfide and alkyl halides, 0551
 - vinyl, alkylation, 0639
 - vinyl, from thiols addition to alkynes, 1044
 - vinyl, from vinyl halides, 0550
 - vinyl, with epoxides, 0639
 - with alkyl halides, 0552
 - with lithium naphthalenide, 0992

- thioformamides, by reduction of isothiocyanates, 1813
- thioimidazolium salt, and conjugate addition, 1132
- thioketals, see dithioketals
- thioketenes, cycloaddition with imines, 1465
- Diels-Alder reactions, 1217
- from ketones, and hydrogen sulfide, 1277
- from Lawesson's reagent, 1278
- stability, and trimerization, 1277
- with carbenes, 1385
- with diazo compounds, 1385
- thiol-acids, for acyl halides and hydrogen sulfide, 1425
- thiol-esters, from acyl halides and thiols, 1425
- thiolactams, conjugated, addition of amines, 1130
- β -thiolactams, from thioketenes and imines, 1465
- thiolate anions, with aryl halides, 0874
- thiolate ions, demethylation, 0550
- thiols, addition to aldehydes, 1278
- addition to alkenes or alkynes, 1043, 1044
- addition to ketones, 1277, 1278
- anions, reaction with vinyl halides, 0474
- aryl, see thiophenols
- by addition of hydrogen sulfide to alkenes, 1043
- by reduction of sulfonyl halides, 1850
- catalytic hydrogenation, 0990
- desulfurization, reagents, 1848, 1849
- from alcohols, 0549
- from alkyl halides, 0548
- from hydrogen sulfide, 0548
- from isothiuronium salts, 0548
- from Lawesson's reagent, 0549
- from organocopper reagents, and dithiocarboxylic acids, 1330
- from organometallics, 0818
- from silyl-thiols, 0549
- from silylthiols and alkenes, 1044
- from sodium sulfhydryde, 0548
- from thiourea, 0548
- halogenating agents, 0579
- internal cyclization, 0551
- metal mediated reaction with arylboronic acids, 0874
- oxidation of disulfides, and microwaves, 1785
- oxidation to disulfides, 1780, 1785, 1786
- oxidation to sulfonic acids, 1780
- photochemical addition to alkenes, 1044
- poisons in catalytic hydrogenation, 1055
- reaction with alcohols, 0550
- reduction of disulfides, reagents, 1853
- solventless oxidation to disulfides, 1785
- with acyl halides, 1412, 1425
- with alkyl halides, 0549
- with carboxylic acids, 1418
- with triflic acid, 1419
- thionitrites, and conversion of anilines to aryl halides, 0985
- thiono esters, catalytic hydrogenation, 0991
- reduction to ethers, 1839
- thionocarbonates, and the Corey-Winter reaction, 1535
- yclic, cleavage to alkenes, 1535
- from diols and thiophosgene, 1536
- thionolactones, formation of cyclic ethers, and organolithium reagents, 1330
- thionyl bromide, 0577
- thionyl chloride, 0576
- and dehydration of amides to nitriles, 1549
- and the S_Ni mechanism, 0469
- formation of aryl sulfoxides, 0697
- with alcohols, 0469
- with carboxylic acids, 1440
- thiophene, and aromaticity, 0062
- desulfurization, 1849
- electrophilic aromatic substitution, 0675
- reduction, 1849
- resonance energy, 0062
- thiophenes, arylation, 0881
- thiophenes, by metal catalyzed addition of thiols to alkenes, 1044
- desulfurization, 0991
- Friedel-Crafts acylation, 0720
- Friedel-Crafts alkylation, 0709
- halogenation, 0703
- metal catalyzed coupling with aryl halides, 0887
- thiophenols, and organolithium reagents, conjugate addition, 1131
- formation of thioethers, 0874
- from aryl halides, 0874
- from aryldiazonium salts, 0920
- thiophosgene, with amines, 1428
- with diols, 1536
- thiosulfate ion, with alkyl halides, 0553
- thioureas, and alkenes, metal catalyzed formation of thiiranes, 1179
- and E/Z isomerization of conjugated aldehydes, 1029
- and inclusion compounds, 0127
- formation of thioethers, 0550
- from isothiocyanates and amines, 1296
- with alkyl halides, 0548
- thorium oxide, and dehydration of alcohols, 1514
- Thorpe reaction, 1387
- Thorpe-Ziegler reaction, 1388
- threads, molecular, 0132
- three nomenclature, 0166
- Tiffeneau-Demyanov ring expansion, 1590
- tight ion pair, 0437
- tin hydrides, see hydrides
- tin, acyl, see acylation
- Tischenko reaction, 1865
- and hydroformylation, 1146
- Tischenko-aldol transfer reaction, 1866
- titanium cyclopentadienide-dimethylaluminum complex, see Tebbe's reagent
- titanium mediated coupling of aldehydes or ketones, 1858
- titanium tetraisopropoxide, and Sharpless asymmetric epoxidation, 1177
- titanium-coupling of dialdehydes, 1856

- titanocene dichloride, and reduction of esters, 1842
- TMEDA, and organolithium reagents, 0262, 0263
- TMG Lac (tetramethylguanidinium lactate), ionic liquid, 1357
- tolanes, also see alkynes
- tolanes, by oxidative coupling of dihalotoluenes, 1783
- Tollen's condensation, and the crossed Cannizzaro reaction, 1864
- Tollens' reaction, 1368 and crossed Cannizzaro reaction, 1368 and mixed aldol reaction, 1368
- toluene, dipole moment, 0018 electrophilic aromatic substitution, 0680
- tolynaphthalenes, and strain, 0232
- topological polarization, 0071
- topological stereoisomers, and catenanes, 0133
- tormented aromatic compounds, 0051
- torsion angles, and conformations, 0197 and molecular mechanics, 0214 and specific rotation, 0139
- dihaloethanes, 0199
- torsional barrier, of amides, 0202 of carbamates, 0202
- torsional diastereomers, 0148
- tosylamines, conversion to alkyl halides, 0586 with epoxides, 0565
- tosylates, also see sulfonate esters
- tosylates, acetyl, formation of carboxylic esters, 0543 alkyl, rate of S_N1 , 0482 decomposition to alkenes, 1521 leaving groups, 0497 reduction to methyl compounds, reagents for, 1832
- tosylazides, see azides
- tosylaziridines, from epoxides, 0565
- tosylcyanide, see cyanides
- tosylhydrazones, see hydrazones
- tosylimines, see imines
- TPAP (tetrapropyl perruthenate), oxidation of alcohols, 1719 and oxidation of amines, 1768 and oxidation of thioethers, 1781 catalytic oxidations and polymer-bound, 1719 the Ley reagent, 1719
- trans-thiiration, 1179
- transacetalization, 1272
- transamidation, 1425 and the zip reaction, 1438 and thioamides, 1426
- transamination, 0561
- transannular hydride shift, 1697
- transannular shifts, of hydrogen atoms, 1578
- transannular strain, see strain
- transesterification, 1419–1421
- transesterification, 0535, 0536
- transfer hydrogenation, 1066
- transformation, IUPAC nomenclature, 0418
- transient grating spectroscopy, and carbenes, 0288
- transition energies, 0508
- transition states, 0302 *ab initio* study, radical hydrogen abstraction, 0943 amide hydrolysis, 0397 and activation volume, 0413 and calculations, 0036 and high pressure, 0413, 0513 and intermediates, 0305 and proton transfer, 0375 and solvent polarity, 0501, 0502 and the Hammond postulate, 0480 Claisen rearrangement, 1669 Cope rearrangement, 1663 cyclic, and Meerwein-Ponndorf-Verley reduction, 1797 cyclic, lead tetraacetate cleavage of diols, 1735 dipolar, and high pressure, 0513 E2 reaction, 1479 E2C reactions, 1495 E¹ reactions, 1509, 1510 elimination of epoxides with phosphines, 1517 geometry, aldol reaction, 1346 geometry, and rate of S_N2 , 0483
- imaginary, for [1,3]-sigmatropic rearrangement, 1649, 1650
- nucleophilic substitution at sulfonyl sulfur, 1470
- peroxyacid epoxidation of alkenes, 1170
- pyrolytic elimination, 1507
- radical abstraction, 0939
- radicals, 0948
- six-center, and Diels-Alder reactions, 1013
- S_N2 , 0430, 0479
- S_N2 , and neopentyl systems, 0755
- S_N2 , microsolvation, 0503
- substitution reactions, 0502
- syn elimination, 1486
- tight, and S_N2 reactions, 0485
- [2 + 2]-cycloadditions, 1211, 1212
- [4 + 2]-cycloadditions, 1211, 1212
- transition-state theory, 0302
- transitions, in photochemistry, 0331
- transitions, in photochemistry, see photochemistry
- transmetallation, 0825–0828
- transoid dienes, and Diels-Alder reaction, 1197
- trapping intermediates, 0313
- tresylates, leaving groups, 0497
- tri-*sec*-butylborohydride, see Selectride
- tri-*tert*-butylcyclobutadiene, and valence tautomerism, 1667
- triacylamines, 1428
- triarylmethyl carbocations, 0246
- triazenes, and azides, 0822
- aryl, isomerization, 0692
- aryl, rearrangement, 0740
- by trimerization of nitriles, 1460
- cis-trans isomerization, 1029
- with aromatic compounds, 0925
- triazolines, by 1,3-dipolar addition of alkyl azides, 1183
- extrusion of nitrogen, 1553
- from alkyl azides and alkenes, 1183
- photolysis or thermolysis, 1183
- tributyltin dimer, and radical cyclization, 1126

- tributyltin hydride, see hydride
- tricarbonates, with amines, 0851
- tricarboxylates, aryllead, arylation of aromatic compounds, 0981
- trications, 0241
- trichloroacetonitrile, with aromatic compounds, 0733
- trichloroamine, and amination of aromatic compounds, 0694
with alkanes, 0567
- trichloroisocyanuric acid, and conversion of aldehydes to nitriles, 1288
with alkenes, 1031
- tricyclododecadiene, 0233
- trienes, and cross conjugation, 0044, 0045
and orbitals, 0045
and the valence bond method, 0045
by cheletropic reactions, 1537
cyclohexadiene
 interconversion, orbital requirements, 1638, 1639
 cyclotrimerization, 1244
 from thiepin-1,1-dioxides, 1537
 hydroboration, 1081
 thermal ring closure to cyclic dienes, 1632
- triethylamine, and Grignard reagents, 0262
- triethylborane, and conversion of alcohols to halides, 0520
- triethylborohydride, lithium, 1069
- triflates, aryl, and Suzuki-Miyaura coupling, 0902
aryl, formation of aryl nitriles, 0733
aryl, with amines, 0876
aryl, with trifluoroborates, 0890
from aryldiazonium salts, 0919
leaving groups, 0497
vinyl, and palladium catalyst, 0531
vinyl, and Stille coupling, 0792
vinyl, with LiCN, 0649
- triflic acid, with aryldiazonium salts, 0919
with thiols, 1419
- trifluorides, from carboxylic esters, 1299
- trifluoroborates, alkenyl, coupling, 0607, 0608
alkyl, coupling, 0607, 0608
alkynyl, 0905
alkynyl, with aldehydes, 1310
and Sonogashira coupling, 0905
aryl, and Suzuki-Miyaura coupling, 0903
aryl, with aryldiazonium salts, 0923
potassium, from KHF₂, 0817
potassium, stability of, 0817
vinyl, and the Heck reaction, 0897
vinyl, with aryl halides, 0897
with alcohols, 0533
with aldehydes, 1322
with aryl halides, 0890, 0903
with aryl sulfonate esters, 0890
with aryliodonium salts, 0890
- trifluoromethanesulfonic acid, see triflic acid
- trifluoromethanesulfonic anhydride, Vilsmeier-Haack reaction, 0725
- 2-[(trimethylsilyl)methyl]-2-propen-1-yl acetate, 1193
- trifluoroperoxyacetic acid, 0965
- trigonal hybridization, 0008
- trihalides, reactions of, 0521
- trihomoaromatic, 0093
- trihomobarrelyl carbocations, 0245
- triiodide, and iodination of aryldiazonium salts, 0921
- triketones, from diketone dianions, 1456
- trimerization, of aldehydes, 1460
of alkynes, 1243
- trimethylamine N-oxide, 0015, 0016
- trimethylenemethane radicals, 0278
- trimethylsilyl cyanide, see cyanide
- trinitrobenzenes, and complex formation, 0118
- trioxane, and cross coupling of alkenes, 0977
from formaldehyde, 1460
- trioxolanes, and ozonolysis, 1738
from aldehydes, 1460
- ozonides, 1739
- triphase catalysts, 0511
- triphenylene, 0061
- triphenylenes, 0095
- triphenylmethyl carbanion, 0252
- triphenylmethyl carbocation, 0240
- triphenylmethyl radical, 0271
- triphenylmethyl radical, stability, 0952
- triphenylphosphine oxide, by oxidation of triphenylphosphine, 1779
- triphenylphosphine, and dehydration of alkyne-alcohols, 1515
and phosphorus ylids, 1369–1380
elimination with epoxides, 1517
oxidation to triphenylphosphine oxide, 1779
reduction of amine oxides, 1846
reduction of azoxy compounds, 1846
with carbon tetrachloride, and carboxylic acids, 1440
- triphenylphosphonio palladium(0), 0043
- triple bonds, and delocalization, 0038
conjugated with p orbitals, 0040
- triple metathesis, 1685
- triple-decker sandwiches, 0066
- triplet carbenes, also see carbenes
- triplet carbenes, 0284, 0292, 1239
persistent, 0285
- triplet carbonyls, 1463
- triplet nitrenes, 0293, 1183
- triplet nitrenium ions, 0295
- triplet oxygen, with alkenes, 0968, 0969
- triplet radicals, 0278
- triplet sensitizers, 1136
- triplets, in photochemistry, 0331
- tris(trimethylsilyl)silane, 1123, 1128
and radical cyclization, 1127
- tritium labeling, 0477
and diradicals, rearrangements, 1576
- tritium-decay, for generation carbocations, 0477

- tritium-hydrogen exchange, 0766
- trityl carbocations, 0240
- triyenes, cyclotrimerization, 1245
- tethered cyclotrimerization, 1245
- Tröger's base, and chirality, 0144
- tropolone, tropolones, and tropones, aromatic character, 0065
- tropones, stability, 0073
- tropylium bromide, 0064
- tropylium ion, and aromaticity, 0067
- formation and stability, 0064
- Friedel-Crafts alkylation, 0711
- Truce-Smiles rearrangement, 0933
- truxilic acid, and chirality, 0140
- Tsuji alkylation, 0629
- tub conformation, cyclooctatetraene, 0151
- twist conformation, see conformation
- twistane, and twist conformation, 0204
- twisted amides, 0224
- twisted aromatic compounds, 0051
- twisted compounds, 0224
- twisted Diels-Alder reaction, 1214
- twisted double bonds, 0233
- Udenfriend's reagent, hydroxylation of aromatic compounds, 0965
- Ugi four-component reaction, 1468
- Ugi reaction, 1467, 1468
- Ullmann biaryl synthesis, 0873
- Ullmann ether synthesis, 0873
- Ullmann reaction, 0591, 0897, 0898
- and microwaves, 0354
- and the Wurtz reaction, 0898
- ultracentrifuge, and Diels Alder reactions, 1198
- ultrasonic waves, and acoustic cavitation, 0349
- and sonochemistry, 0349
- ultrasound, also see cavitation
- ultrasound, also see sonochemistry
- ultrasound, 0349
- alkylation and alkyl halides, 0512
- and α -oxidation of ketones to diketones, 1758
- and carbene insertion, 0804
- and cavitation, 0512
- and Diels Alder reactions, 1198
- and ether formation, 0530
- and heteroatom Diels-Alder reactions, 1217
- and hydrolysis of carboxylic esters, 1401
- and liquids, 0350
- and lithium, 1451
- and permanganate oxidation of alcohols, 1718
- and reactivity, 0512
- and reduction of nitro compounds, 1816
- and $S_{RN}1$ reactions, 0863
- and the acyloin condensation, 1862
- and the Baylis-Hillman reaction, 1324
- and the Pauson-Khand reaction, 1142
- and the Williamson reaction, 0530
- and thiocyanates, 0555
- formation of alkyl azides, 0572
- halogenation of aromatic compounds, 0699
- Knoevenagel reaction, 1359
- lactonization of alkenes, 1187
- with potassium permanganate, dihydroxylation, 1163
- ultraviolet light, see UV
- Umpolung, acyl anion equivalent, 0634
- and dithianes, 0638
- definition, 0634
- ungerade orbitals, 0005
- unimolecular substitution, see substitution, S_N1
- universal NMR database, and absolute configuration, 0161, 0162
- unshared electrons, and nucleophilicity, 0495
- unsolvated aryllithium reagents, 0263
- unsymmetrical coupling, see coupling
- urea-hydrogen peroxide, 1176
- ureas, and Fischer-Hepp rearrangement, 0739
- and guest-host interactions, 0126
- and Hoffmann rearrangement, 1607
- as an inclusion compounds, 0126
- by carbonylation of amines, 0850
- by the Ritter reaction with cyanamides, 1459
- carbonylation of amines, 0850
- dehydration to carbodiimides, 1550
- dehydration to cyanides, 1550
- diazotization, 0919
- from addition of amines to carbon dioxide, 1297
- from amines and carbon dioxide, 0852
- from dicarboxylic esters, with urea, 1439
- from isocyanates and amines, 1295, 1296
- with acyl halides, 1439
- urethanes, substituted, see carbamates
- UV (ultraviolet), and methane, 0012
- absorption peak, 0331
- addition of halogens to cyclopropanes, 1027
- and addition of sulfonyl halides to alkenes, 1156
- and addition reactions of alkynes, 1017
- and addition to aldehydes to alkenes, 1136
- and annellation, 0061
- and asymmetric synthesis, 0169
- and auxochromes, 0334
- and bromine or chlorine, 1149
- and carbanions, 0768
- and conformations, 0196
- and cyclopropane, 0219
- and detection of carbocations, 0435
- and dimerization of ketones, 1856
- and electrocyclic reactions of stilbenes, 1645
- and enolate anion formation, 0908
- and Fries rearrangement, 0736

- UV (ultraviolet), and
methane, (*Continued*)
and halogenation of alkanes,
0954
and halogenation of alkenes,
1149
and nitrosation, 0785
and nitrosyl halide, 0785
and photochemistry, 0329,
0333
and pK, 0386
and polyhalo addition to
alkenes, 1160
and quinone substitution,
0475
and radicals, 0271
and strained aromatic
compounds, 0230, 0231
and substitution at vinyl
carbon, 0475
and [2 + 2]-cycloaddition,
1229
far UV, and photochemistry,
0329
paracyclophanes, 0050
- valence bond isomers, 0186
valence bond method, 0004,
0045
valence electrons, 0014
valence isomers, see isomers
valence tautomerism, also see
tautomerism
valence tautomerism, and Cope
rearrangement, 1665
cycloheptatrienes-
norcaradiene, 1667
oxepin-benzene oxide, 1666
tri-*tert*-butylcyclobutene,
1667
- valence, and electronic
structure, 0015
multiple, 0006
of boron, 0008
valence-bond bond order, and
principle of least motion,
1069
- van der Waals forces, 0106
and guest-host interactions,
0127
and inclusion compounds,
0126
and molecular mechanics,
0213, 0214
- van der Waals radii, and
Charton's ν values,
0411
- very weak acids, 0358
vibrational circular dichroism,
0161
- vicarious nucleophilic
substitution of hydrogen,
0915
- Vilsmeier reaction, aliphatic,
0797
and haloacylation of alkenes,
1162
formation of keto-aldehydes,
0797
- Vilsmeier-Haack reaction, 0724,
0725
with sulfonic anhydrides,
0725
- vinamidine proton sponges,
0365
- vinamidine proton sponges, see
proton sponge
- vinyl alcohol, 0101
- vinyl boranes, see boranes
- vinyl carbanions, and
configurational stability,
0258
- vinyl carbenes, 0286
vinyl carbocations, 0243
- vinyl carbocations, see
carbocations
- vinyl carbons, retention of
configuration, 0257
- vinyl chloride, orbitals, 0041
- vinyl compounds, and
nucleophilic substitution,
0481
and S_E1 reactions, 0761
hydrolysis, 0522
- vinyl cyanides, see cyanides
- vinyl esters, from vinyl halides,
0541
from vinyliodonium salts,
0818
- vinyl ethers, deprotonation of,
0809
- vinyl halides, see halides, vinyl
- vinyl iodonium salts, with
sodium sulfonate, 0554
- vinyl sulfides, see thioethers
- vinyl sulfones, from vinyl
iodonium salts, 0554
- vinyl triflates, see triflates
- vinylation, of ketones, 0629
- vinylboranes, from
alkynylboranes and
alkylating agents,
1631
- vinylcyclobutanes,
rearrangement to
cyclohexenes, 1658
- vinylcyclopropane
rearrangement, 1656
and cleavage of
cyclopropane, 1658
and homodiaryl [1,5]-shift,
1658
heteroatom, 1657
mechanism, 1658
- vinylcyclopropanes, by
carbene addition to dienes,
1236
from dienes, 1692
sigmatropic rearrangement,
1656
with acids HX, 1031
- vinyl cation, 1007
- vinyl carbon, addition-
elimination mechanism,
0474
and S_N1 reactions, 0476
nucleophilic substitution,
0473
- vinyl compounds, and S_N1
reactions, 0482
elimination-addition
mechanism, 0477
- vinyl lithium reagents, by
deprotonation, 0809
with silyl peroxides, 0814
- vinyllogous conjugate addition,
1107
- vinyllogous Michael reactions,
1107
- vinyllogous, chiral aldol
reactions, 1348
- vinylology, and enolate anions,
0633
- vinylology, and the aldol reaction,
1342
- vinylorganometallics, and Stille
coupling, 0792
- vinylorganometallics, formation
of dienes, 0792
- visible absorption peak, 0331
*Vocabulary of Organic
Chemistry*, 1898
- volume of activation, and high
pressure, 0513
- volume, activation, see
activation volume
- von Braun reaction, 0586, 0587,
1550
- von Braun reaction,
counterattack reagent,
0587
- von Richter reaction, 0311,
0869
- von Richter rearrangement,
and mechanism, 0927,
0928
- Wacker process, 1774
Wadsworth-Emmons, see
Wittig-Horner

- Wagner-Meerwein rearrangement, 1580–1585
 migratory aptitudes, 1568
- Waits-Scheffer epoxidation, 1174
- Walden inversion, and mechanism, 0314
 S_N2 , 0427
- Wallach reaction, 1290, 1291
 and the Leuckart reaction, 1291
- Wallach rearrangement, 1698, 1699
- warming, and microwaves, 0353
- water, acyl addition to carbonyls, 1261
 addition to carbonyls, mechanism, 1263
 and acceleration of the Claisen rearrangement, 1670
 and alkyl, halides, 0519
 and carbon monoxide, with alkenes, 1136
 and Diels Alder reactions, 1198
 and phase transfer catalysis, 0509
 and reactivity, 0414
 and the Diels-Alder reaction, 0414
 and the Mukaiyama aldol, 1353
 heteroatom Diels-Alder reactions, 1217
 supercritical, and the Beckmann rearrangement, 1614
 supercritical, and the Diels Alder reaction, 1199
 with alkynes, 1035
 with Grignard reagents, 0831
- wave equations, 0006
- wave function, 0003
- wave mechanics, 0003
- wavelength of light, and bond energy, 0335
 and conjugation, 0332, 0333
 and microwaves, 0353
 and photochemical [2 + 2]-cycloaddition, 1230
 and photochemistry, 0329
 and photolysis of dienes, 1632
 and specific rotation, 0140, 0160
- weighting factor, and wave equations, 0006
- Weinreb amides, 1346
- from carboxylic acids, 1431
 intramolecular displacement, 1448
 with Grignard reagents or organolithium reagents, 1448
- Weissler reaction, and sonochemistry, 0351
- Wheland intermediates, 0658
- Whitmore 1,2-shifts, 1561
- Wigner spin-conservation rule, 0340
 and photochemical [2 + 2]-cycloaddition, 1231
- Wilkinson's catalyst, 0043
 and decarbonylation of aldehydes, 0997
 and enantioselectivity in catalytic hydrogenation, 1056
 and hydroboration, 1082
 and hydrogenation, 1054
 mechanism of homogenous hydrogenation, 1061
- Willgerodt reaction, 1867
 and Montmorillonite, 1868
 Kindler modification, 1868
- Williamson reaction, 0529–0531
 and epoxides, 0532
 and Mitsunobu reaction, 0530
 and thioether formation, 0549
- Wittig reaction, 1369–1380
 and amides, 0224
 and arsine ylids, 1370
 and azaadamantanone, 0224
 and betaines, 1373, 1374
 and epoxides, 0565
 and NMR, 1374
 and oxaphosphetanes, 1373
 and scoopy reactions, 1378
 and the Knoevenagel reaction, 1363
 compatible functional groups, 1371
 E/Z. selectivity, 1376, 1377
 formation of anti-Bredt alkenes, 1373
 intramolecular, 1378
 lactams, 1371
 mechanism, 1373
 on silica gel, 1370
 solvent effects, 1377
 structural requirements of the carbonyl, 1371
 with lactones, 1371
 Z-selectivity, 1376, 1377
- Wittig reagents, see ylids, phosphorus
- Wittig rearrangement, 0641, 1624
 mechanism, 1625
 migratory aptitudes, 1624, 1625
 stereospecificity, 1625
 with vinyl ethers, 1625
- [2,3]-Wittig rearrangement, 1676, 1677
- Wittig, aza-, see aza-Wittig
- Wittig, thio-, 1374
- Wittig-Horner reaction, 1375, 1376
- Wittig-Horner, intramolecular, 1376
- Wohl-Ziegler bromination, 0961
- Wolff rearrangement, 0291, 1599, 1600
 and diazoketones, 1465
 and the Arndt-Eistert synthesis, 1599
 formation of ketones, 1600
- Wolff-Kishner reduction, 1835
 and semicarbazones, 1836
 Huang-Minlon modification, 1836
 mechanism, 1838
- Woodward modification, of Prevost reaction, 1164
- Woodward-Hoffmann rules, 1207
 and E^1 reactions, 1509
 and electrocyclic reactions, 1643, 1644
 and metal catalyzed cycloadditions, 1248
 and photochemical [2 + 2]-cycloaddition, 1232
- Wurtz coupling, of conjugated ketones, 0592
- Wurtz reaction, 0589
 and allylic rearrangement, 0590
 and coupling of acyl halides, 1451
 and Grignard reagents, 0987
 and the Ullmann reaction, 0898
 cyclization, 0590
 formation of bicyclic compounds, 0591
 intramolecular, 0592
 mechanism, 0592
- Wurtz-Fittig reaction, 0589

- X-ray crystallography, and
annulenes, 0084, 0085,
0089
and carbanions, 0253
and carbenes, 0290
and carbocation stability,
0235
and conformation, 0201
and D/L nomenclature, 0155
and diastereomers, 0165
and enolate anions, 0264
and hydrogen bonds, 0109
and Lewis acid complexes,
0720
and osmium tetroxide-
diamination, 1182
and Simmons-Smith
intermediates, 1241
and twisted alkenes, 0233
chiral boranes, 1080
cyclobutadienes, 0075
intermediate of the
Reformatsky reaction,
1328
methylolithium, 0260
of the methyl carbocation,
0236
propellanes, 0223
- X-ray diffraction, and bond
distance, 0022
and Grignard reagents, 0260
and paracyclophanes, 0049
and strain in medium rings,
0224
pentalene derivatives, 0068
tropone and tropolone, 0065
- X-ray electron spectroscopy,
and nonclassical
carbocations, 0462
- X-ray photoelectron
spectroscopy, see ESCA
- X-ray structure, of betaines,
1374
- X-ray, and Bijvoet, 0155, 0158,
0159
and bond distance, 0024
and conformations, 0196
and homoazulenes, 0082
and isopropylolithium, 0262
and LDA, 0389
and naphthyllithium
reagents, 0263
and organolithium reagents,
0262, 0263
nitroxyl radicals, 0274
osmium catalyst, 1237
tert-butyl carbocation, 0236
- X-ray-crystallography, and
Meisenheimer salts,
0855
- xanthates, and the Chugaev
reaction, 1520
from alcohols and carbon
disulfide, 1276
pyrolysis to alkenes, 1520
- ylides, see ylids
- ylids, and bonding, 0052
and carbene insertion, 0806
and field effects, 0255
orbitals and resonance, 0053
and sulfuric acid, 0053
arsine, 1370
- ylids, dimethyloxosulfonium
methylid, 1382
with aromatic nitro
compounds, 0914
- ylids, dimethylsulfonium
methylid, 1382
- ylids, nitrogen, 0054
and field effects, 0255
and organolithium reagents,
0810
from ammonium salts, 0810
- ylids, phosphonate, 1375
and Wittig-Horner reaction,
1375
electronic effects, 1375
- ylids, phosphorus, acyl,
pyrolysis to alkynes, 1525
alkoxy, 1377
alkoxy, and scoopy reactions,
1378
and resonance, 1369
and the Wittig reaction, 1369
and triphenylphosphine,
1369–1380
and [2 + 2]-cycloaddition,
1376
from phosphonium salts and
base, 1369
functional group capability,
1371
reactions with functional
groups, 1379
salt free, 1370
stability and reactivity, 1372
structural requirements, 1371
suitable bases for formation
of ylids, 1369, 1370
with aldehydes or ketones,
1369
with carbon dioxide, 1379
- ylids, reaction with alcohols and
an oxidizing agent, 1371
- ylids, selenium, 0053
and formation of epoxides,
1384
chiral, 1384
- ylids, sulfur, 0054
- and formation of
cyclopropanes, 1383
and sigmatropic
rearrangements, 0930
and Stevens rearrangement,
1623
and the Sommelet-Hauser
rearrangement, 0930
and [2,3]-Wittig
rearrangements, 1676
chiral, 1383
diastereoselectivity, 1383
epoxide formation,
enantioselectivity, 1384
in ionic liquids, 1387
kinetic versus
thermodynamic control,
1384
polymer-supported, 1383
reaction with epoxides,
1383
rearrangement, 0930
solventless, 1383
with aldehydes or ketones,
1382
with allylic alcohols, 1387
with conjugated compounds,
1386
with imines, 1385
[2,3]-sigmatropic
rearrangements, 1676
- ylids,
tellurium, 1370
- ylids-polymer supported, Wittig
reaction, 1370
- yn-dienes, and the Pauson-
Khand reaction, 1141
- ynamines, hydration of, 1036
- ynones, addition of silyl
phosphines, 1088
- Z/E nomenclature, definition,
0183
- Zaitsev's rule, and alkene
stability, 1497
and dehydration of alcohols,
1513
and E1 reactions, 1487
and E2 reactions, 1482
and E2C reactions, 1501
and Hofmann degradation,
1522
and pyrolytic elimination,
1511
and rearrangement of
alkenes, 0767
elimination reactions, failure
of, 1498
Wagner-Meerwein
rearrangement, 1581

- zeolites, and addition of thiols to alkenes, 1043
and carbocation formation, 0248
and catalytic hydrogenation, 1057
and conjugate addition, 1108
and conversion of aldehydes to nitriles, 1288
and Diels Alder reactions, 1199
and ene reactions, 1105
and esterification, 1415
and esterification of carboxylic acids, 1418
and Friedel-Crafts acylation, 0720
and halogenation of aromatic compounds, 0702
and Meerwein-Ponndorf-Verly reduction, 1796
and Michael addition, 1108
and oxidation of alcohols, 1717
and oxidation of tetrahydropyranyl ethers, 1720
Knoevenagel reaction, 1359
Ziegler alkylation, 0913
Ziegler catalysts, coupling alkenes to alkenes, 1091
zigzag acenes, 0088
zinc and reduction of phenols the aromatic compounds, 1830
zinc chloride, and the Fischer indole synthesis, 1674
zinc cyanide, and Gatterman reaction, 0725
zinc, activated, and the Reformatsky reaction, 1327
and dehalogenation of acyl halides to ketenes, 1540
and elimination of dihalides to alkenes, 1539
and elimination of halo ethers to alkenes, 1541
and reduction of disulfides, 1853
and reduction of nitro compounds, 1821
and reduction of nitro compounds to hydroxylamines, 1818
in acid, and reduction of nitro compounds, 1815
zinc-amalgam and Wolff-Kishner reduction, 1835
Zinin reduction, 1816
zip reaction, 1438
zirconium, and Schwartz's reagent, 1083
zusammen, and alkene nomenclature, 0183
zwitterion intermediates, and elimination of hydroxy acids, 1544
zwitterions, and oxime formation, 1287